

Department of Regulatory
and Economic Resources
(RER)



CSS Training Series:

Municipal Comprehensive Plan Amendment Submission Guide

Citizen Self Service (CSS) Portal



Table of Contents

- I. [Introduction](#)
- II. [Registration in Citizen Self-Service Portal](#)
- III. [Ready to Submit](#)
- IV. [Step 1 - Plan Type](#)
- V. [Step 2 - Contacts](#)
- VI. [Step 3 - More Info](#)
- VII. [Step 4 - Attachments](#)
- VIII. [Step 5 - Review and Submit](#)
- IX. [Submission Review](#)
- X. [Corrections](#)
- XI. [Questions and Support](#)



Introduction to the Process

The State of Florida has mandated that any amendments to respective Comprehensive Development Master Plans (CDMPs) must be submitted to the State for review.

Miami-Dade County has 34 incorporated municipalities, each with its own CDMP. As an interested party, Miami-Dade County reviews and provides comments on Municipal Comprehensive Plan Amendments.

As part of RER's system modernization roadmap, this process has transitioned to online submission, allowing municipalities to submit their Amendments through the **RER Citizen Self-Service (CSS) Public Portal**.

Why This Process Matters?



State-required MDC review process



30-day comment period



Covers all 34 Miami-Dade County municipalities



Final comments submitted to State of Florida



This new process is part of RER's modernization roadmap.

Submission - Registration

No Account Yet?
Let's Get You Set Up!

A CSS account is your gateway to managing your plans efficiently.

Here's what you'll gain:

- **Full Control:** Track your submission status anytime.
- **Easy Documentation:** Submit all necessary documents with just a few selections.

Ready to streamline your
Municipal Comprehensive Plan Amendments ?
[Start by creating your CSS account today.](#)

For questions regarding
Municipal Comprehensive Plan Amendments:
RER-CDMPMA@miamidade.gov

For CSS Technical Support:
RER-EGP@miamidade.gov

Municipal Comprehensive Plan Amendment Overview



Before Submission

Prepare plan documents for submission.



Ready to Submit

[Citizen Self-Service Portal Application Assistant](#)

Search for **Municipal Comprehensive Plan Amendment**



Track all your applications' statuses

[Citizen Self-Service Portal \(My Work page\)](#)



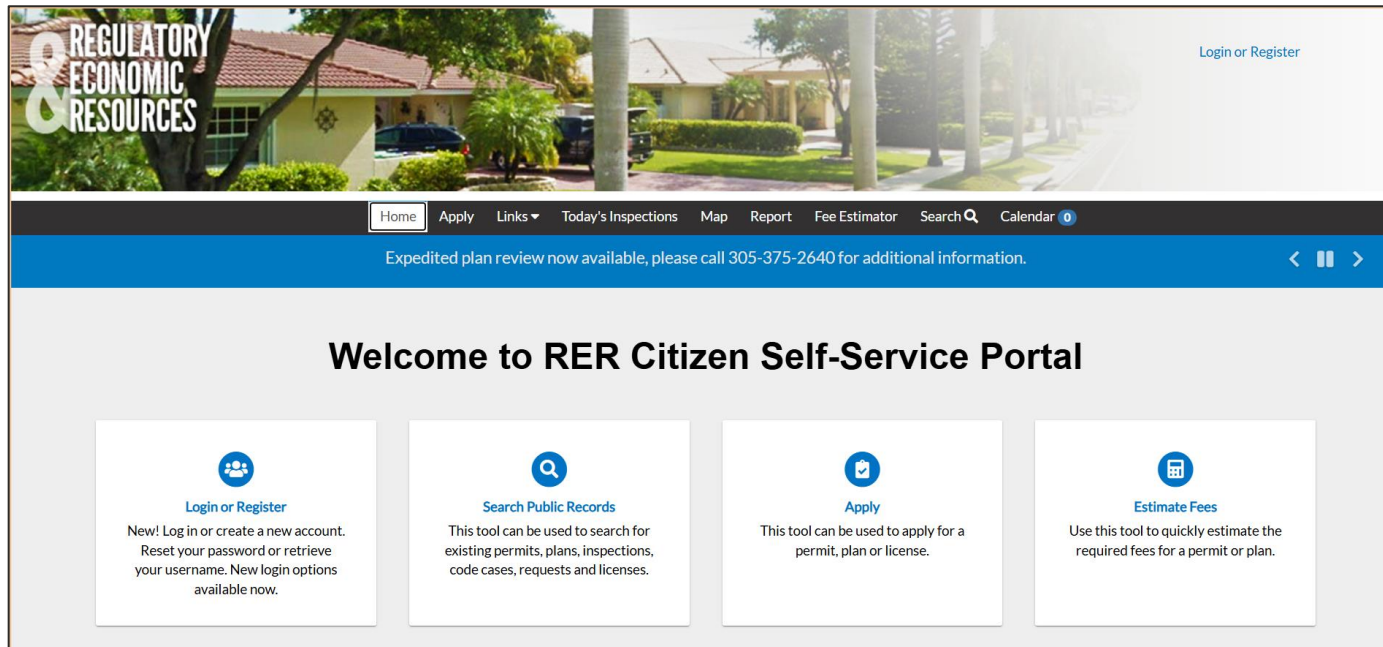
- An account is required to submit the Municipal Comprehensive Plan Amendments.
- If you are not registered, you must create an online CSS account.



Registration in Citizen Self-Service Portal

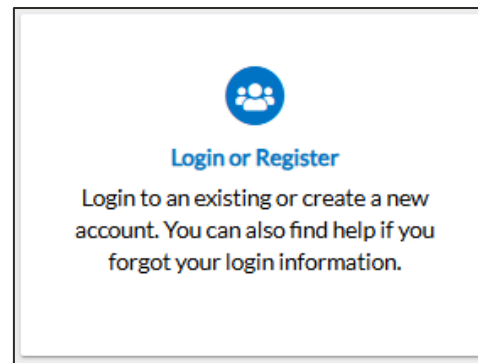
Access Overview

- **All applicants must have a CSS account** in the Citizen Self-Service Portal **to submit** a Municipal Comprehensive Plan Amendment to RER's Planning and Economic Development Division for MDC Agency Review.
- https://energov.miamidade.gov/EnerGov_Prod/SelfService#/home



Registering as a New User to the Miami-Dade Citizen Self-Service Portal

- To be able to submit for intake using the **Citizen Self-Service Portal**, you must register at: https://energov.miamidade.gov/EnerGov_Prod/SelfService#/register
- Or select **Login or Register** from the main page.



- For guidance for registering a new account, please refer to the online [Department of Regulatory and Economic Resources \(RER\) Citizen Self Service \(CSS\) Sign-In User Guide](#)

Inactive CSS user accounts must complete the new account registration process.

Create New Account

- For a new account, select Create an account. If re-registering, use the same email address previously associated with the account.

Sign in to community access services.

Email address

Keep me signed in

OR

- The user will enter their information: Email, First Name, Last Name, and Password are required.

Create an account

Fields are required unless marked optional.

Email

First name

Last name

Mobile phone Optional

Password requirements:

- × At least 8 characters
- × A lowercase letter
- × An uppercase letter
- × A number
- ✓ No parts of your username

Password

Already have an account? [Sign In](#)

- The user will request a verification email, which will have a code by clicking **Send me an email.**

Set up security methods

Security methods help protect your Tyler Portico Citizen account by ensuring only you have access.

Required now

Email
Verify with a link or code sent to your email

- The user will check their email for the code, then enter the code to activate their account.

Verify with your email

We sent an email to . Enter the verification code in the text box.

Enter Code

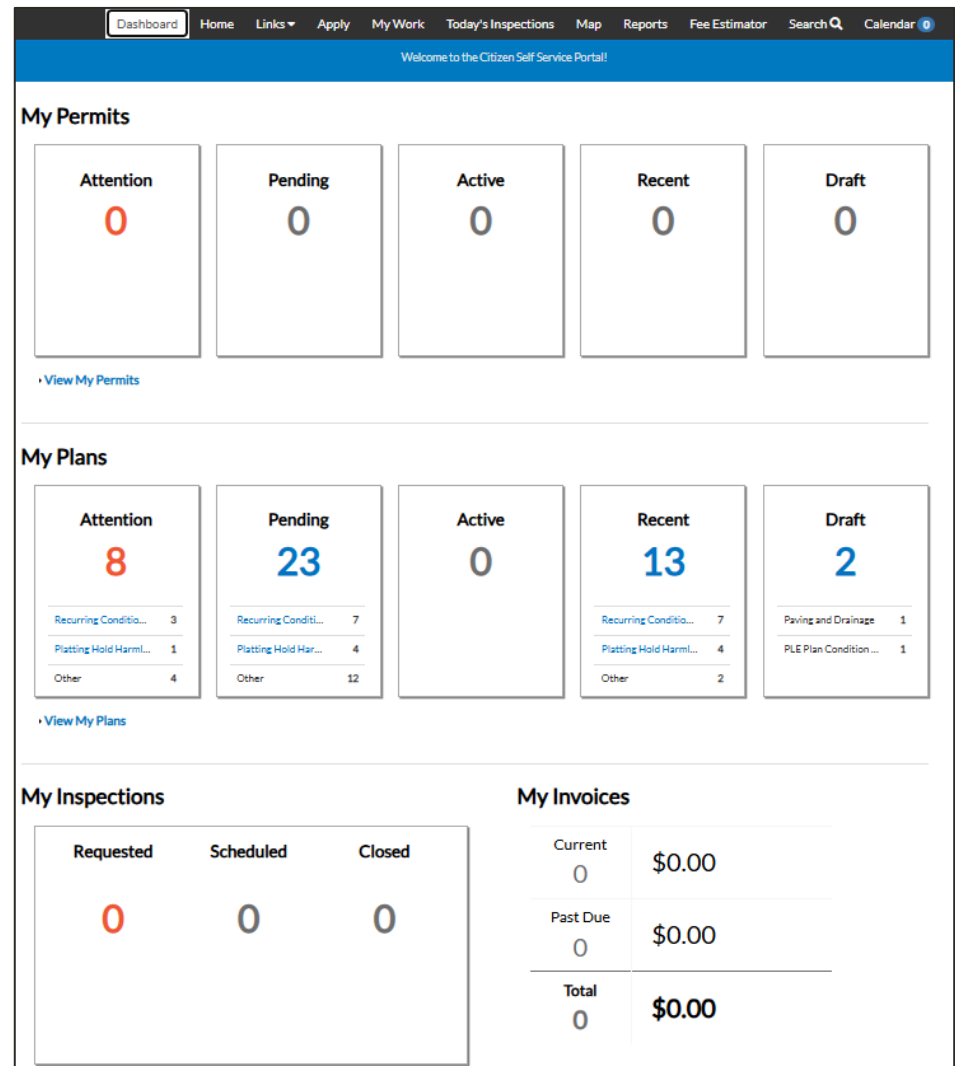
[Return to authenticator list](#)

[Back to sign in](#)

Once verified, new users will be taken to the [Registration Acknowledgement page](#).

My Applications Dashboard

- An overview of all current request statuses is viewable from the **Dashboard** tab.
- This includes the following:
 - All submitted applications for permits, plans, and inspections
 - Invoices
 - Items that need attention
 - Pending Items
 - Inspection requests
- Each tile is a link which leads to a **My Work** list of respective actions tied to your user login.





Ready to Submit



Search in the Application Assistant

- To submit a Municipal Comprehensive Plan Amendment for intake,
 1. Click on the **Apply** tab on the Top Menu Bar.
 2. Enter “**Municipal Comprehensive Plan Amendment**” in the Application Assistant. This will filter the application list to show the appropriate submission.
 3. Click the Apply button next to Municipal Comprehensive Plan Amendment in the search results.

The screenshot displays the 'Application Assistant' interface. At the top, a navigation bar includes 'Home', 'Links', 'Apply', 'Today's Inspections', 'Map', 'Reports', 'Fee Estimator', 'Search', and 'Calendar'. The 'Apply' tab is highlighted. Below the navigation bar, a search bar contains the text 'Municipal Comprehensive Plan Amendment'. A green arrow labeled '1' points to the search bar. Below the search bar, there are five category buttons: 'All', 'Trending', 'LICENSES.', 'PERMITS', and 'PLANS'. A green arrow labeled '2' points to the 'All' button. Below the category buttons, there is a section titled 'Municipal Comprehensive Plan Amendment' with a description and an 'Apply' button. A green arrow labeled '3' points to the 'Apply' button. The description includes: 'Category Name: Comprehensive Development Master Plan', 'Description: For Municipal Use Only', and a note that this application type is strictly reserved for use by municipalities within Miami-Dade County when submitting Comprehensive Development Master Plan (CDMP) Amendments. Submissions initiated by members of the public, private entities, or any non-municipal organizations will not be accepted. For additional information regarding CDMP amendment requirements and procedures, please refer to Section 163.3184, Florida Statutes, and Chapter 23A-1-IV of the Miami-Dade County Code of Ordinances (Chapter 23A, Planning Generally). For questions regarding this business process, please contact RER-CDMPMA@miamidade.gov.

Step 1 – Plan Type

- Enter the Municipality Name and reference resolution in the Description field. This information will appear on the portal.
- Click **Next** to proceed.

Apply for Plan - Municipal Comprehensive Plan Amendment *REQUIRED

1 2 3 4 5
Type Contacts More Info Attachments Review and Submit

PLAN DETAILS

This workflow is to be used exclusively for submitting Municipal Comprehensive Plan Amendments for review by Miami-Dade County.

* Plan Type

Description

Create Template Save Draft **Next**

Step 2 – Contacts

- This step is used to input the contact information for the applicant
 - The online user's contact info is captured automatically.
 - The “Applicant” contact role is required before continuing.

- To add a contact:
 - For the Applicant, Click the plus (+) symbol.
 - For other Contacts, Use the dropdown to select Contact Type and Click the plus (+) symbol.

Apply for Plan - Municipal Comprehensive Plan Amendment *REQUIRED

1 Type 2 Contacts 3 More Info 4 Attachments 5 Review and Submit

CONTACTS

This workflow is to be used exclusively for submitting Municipal Comprehensive Plan Amendments for review by Miami-Dade County.
The Municipality will serve as the official applicant and may add any additional contacts applicable to the amendment submission.

Online User
[Profile Icon] (You)

Applicant
Add Contact
+

Select Type
Add Contact
+

REQUIRED

Back Create Template Save Draft Next

Note: All added contacts will receive email communications related to the application, as well as the Municipal Comprehensive Plan Amendment Comments letter

Step 2 – Contacts: Search

To enter contact information, there are three Methods: **Search**, **Manually** and **My Favorites**.

- To add an existing contact:

1. Select the **Search** tab.
2. Enter the contact's name, email address, or company name.*

**If the contact's account is inactive, CSS will send a reactivation email.*

Click The **Magnifying Glass icon** to search.

3. **Click Add** next to the correct contact.
4. **Optional:** Click the star icon to save the contact as a favorite for future submission.

The screenshot shows the 'Add Contact' interface. At the top, there are three tabs: 'Search', 'Enter Manually', and 'My Favorites'. A green arrow labeled '1' points to the 'Search' tab. Below the tabs is a search input field with a magnifying glass icon, and a green arrow labeled '2' points to this icon. Below the search field is a table with columns: 'Favorite', 'First Name', 'Last Name', 'Address', 'Company', 'Email', and 'Action'. A green arrow labeled '3' points to the 'Add' button in the 'Action' column of the first row. A green arrow labeled '4' points to the star icon in the 'Favorite' column of the first row. At the bottom of the table, there is a 'Results per page' dropdown set to '10', a '1-10 of 23' indicator, and pagination controls showing '1', '2', '3', and '>>'.

Note: Any new accounts will require full setup within CSS, refer to the [account creation process](#) for instructions.

Step 2 – Contacts: Enter Manually

Alternatively, to enter a new contact manually:

- Select **Enter Manually** tab
- Complete all required fields, marked with a red asterisk(*)
- Click **Submit**

The screenshot shows a web form titled "Add Contact". Below the title, it says "Add Contact As : Applicant". There are three tabs: "Search", "Enter Manually" (which is selected and highlighted in blue), and "My Favorites". Under the "Enter Manually" tab, there are several input fields with labels to their left. The labels "First Name", "Last Name", "Home Phone", "Mobile Phone", and "Business Phone" are each followed by a red asterisk (*), indicating they are required fields. The "Company Name" and "Email" labels do not have an asterisk. At the bottom right of the form is a blue "Submit" button.

Note: Any new accounts will require full setup within CSS, refer to the [account creation process](#) for instructions.

Step 2 – Contacts: My Favorites

To access previously selected favorited contacts, click **My Favorites** and click **Add** to the applicable contact.

Search Enter Manually My Favorites

My Favorites

First Name	Last Name	Address	Company	Email	Action
					Add
					Add
					Add
					Add

Note: Any new accounts will require full setup within CSS, refer to the [account creation process](#) for instructions.

Step 3 – More Info

All fields marked with a red asterisk (*) are required before the request can be processed.”

- **Name of Municipality***
Enter the municipality’s official name.
- **Municipal Plan Resolution Number***
- **Municipal Plan Ordinance Number***
Enter N/A if not applicable.
- **Municipal Plan Resolution/Ordinance Approval Date***
- **Municipal Plan Amendment Name***
Enter the name used to identify the Municipal Plan Amendment.

*REQUIRED

✔
Type

✔
Contacts

3
More Info

4
Attachments

5
Review and Submit

MORE INFO

This workflow is to be used exclusively for submitting Municipal Comprehensive Plan Amendments for review by Miami-Dade County.

Please fill in all required fields, indicated with a red asterisk (*)

[Top | Main Menu](#)

Municipal Amendment

*Name of Municipality

*Municipal Plan Resolution Number

*Municipal Plan Ordinance Number

*Municipal Plan Resolution/Ordinance Approval Date

*Municipal Plan Amendment Name

[Back](#)
[Create Template](#)

[Save Draft](#)
[Next](#)

Step 4 – Attachments

- To add attachments:
 1. Select a file **type**,
 2. Select the **plus (+) symbol** on the blue tile to upload a document:
 - The Municipal Comprehensive Plan Amendment is required.
 - Additional documents may also be uploaded.

REQUIRED

Apply for Plan - Municipal Comprehensive Plan Amendment

✓ Type
 ✓ Contacts
 ✓ More info
 4 Attachments
 5 Review and Submit

Attachments

This workflow is to be used exclusively for submitting Municipal Comprehensive Plan Amendments for review by Miami-Dade County.

The attachment of the Municipal Amendment is required. Additional supporting attachments are optional and may be included as needed.
 The file name must not contain:
 (i) any leading or trailing spaces;
 (ii) special characters such as parentheses "()", double periods "..", question marks "?", or similar symbols.
 The total upload size must not exceed 250 MB.

Municipal
Comprehensive Pla...
Add Attachment
+
Supported: .pdf
REQUIRED


Select Type
▼
Add Attachment
+
Supported: .pdf

Back
Create Template
Save Draft
Next

Note: All files must be uploaded in PDF format.

Step 5 – Review and Submit

1. Review the intake submission.
2. To make changes, select **Back**.
3. If everything is correct, select **Submit**.
4. When the confirmation message appears, select **Continue to Plan**.

 **Your application was successfully submitted!**

Thank you! Your application was successfully submitted.

[Continue to plan](#)

Apply for Plan - Municipal Comprehensive Plan Amendment *REQUIRED

Progress: Type (✓) | Contacts (✓) | More Info (✓) | Attachments (✓) | Review and Submit (5)

[Submit](#)

Basic Info

Type	Municipal Comprehensive Plan Amendment
Description	
Applied Date	05/07/2026

Contacts

Online User	David Gonzalez 11805 SW 26th St., Miami, FL., 33175
Applicant	David Gonzalez 11805 SW 26th St., Miami, FL., 33175

More Info

Municipal Amendment [Top | Main Menu](#)

Name of Municipality	City of Miami
Municipal Plan Resolution Number	Demonstration
Municipal Plan Ordinance Number	Demonstration
Municipal Plan Resolution/Ordinance Approval Date	05/05/2026
Municipal Plan Amendment Name	Demonstration Plan Amendment Submission

Attachments

Municipal Comprehensive Plan Amendment	Test File.pdf
--	---------------

[Back](#) [Create Template](#) [Save Draft](#) [Submit](#)

Municipal Comprehensive Plan Amendment Documents Review

- After submitting your documents through the Citizen Self-Service Portal, the MDC Planning Intake Team will review the submission for Application Acceptance Check.
- Application Acceptance reviews are due within 3 days of submission.

Application Acceptance CDMP Municipal Review ^			
Submittal Status	Received Date	Due Date	Completed Date
In Review	05/07/2026	05/11/2026	

Application Acceptance CDMP Municipal Review • In Review • Due : 05/11/2026

CSS – Plan Details Overview

- After submitting the plan, use this dashboard to track an application's progress and review important details.

The screenshot displays the 'Plan Details' page for Plan Number: CDMPPMA202600078. The page includes a navigation menu with 'Plan Details', 'Tab Elements', and 'Main Menu'. The main content area is divided into several sections:

- Project Details:** Lists important information such as dates, project name, type, district, and staff. This section includes fields for Type (Municipal Comprehensive Plan Amendment), IVR Number (616224), District, Status (Resolution Issued), Applied Date (05/07/2026), Assigned To (Dambach, Alexander), Project Name, Expiration Date, and Completion Date.
- Plan Number & Status:** Shows the unique Plan Number (keep this for all correspondence).
- Progress Tracker:** Displays the current progress and review status of the application. It features a donut chart showing 0% Completed, with categories for Completed, In Progress, and Not Started.
- Workflow:** Step-by-step review process for your application.
- Available Actions:** Displays actions available at a given time. The current status is 'No Actions'.
- Fees:** Shows the current fee amount as \$0.00, with a 'View Details' button.

Navigation tabs include Summary (selected), Locations, Fees, Reviews, Attachments, Contacts, Sub-Records, and More Info.



Submission Review



Confirmation Email and Next Steps

- Upon submission of the Municipal Comprehensive Plan Amendment application, the applicant will receive an email confirming that RER received the application.
- The email includes a link to CSS and the contact email address for questions or issues: RER-CDMPMA@miamidade.gov.
- Please reference the Plan Number in all correspondence.

Dear Applicant,

The Miami-Dade County Department of Regulatory and Economic Resources (RER) has received your application and shall proceed.

Application Information

Plan Number: CDMPMA202600075

Amendment Name: Demonstration for PPT

Municipality: City of North Miami

No action is required at this time.

To review your application, visit the [Reviews tab in the Citizen Self-Service Portal \(CSS\)](#).

If you have questions regarding the required corrections, please contact the Planning Section at RER-CDMPMA@miamidade.gov and reference your **Plan Number** provided above.

Metropolitan Planning Section

Planning Division
Miami-Dade County Department of Regulatory and Economic Resources
111 NW 1st Street, 11th Floor
Miami, FL 33128

This is an automated email from RER-EnerGov. Please do not reply to this email.

Summary Review Page

- Once a **Municipal Comprehensive Plan Amendment** has been submitted, applicants can review the application status from the **Reviews** tab on the **Plan Details** page.

Plan Number: CDMPPA202600073

Plan Details | Tab Elements | Main Menu

Type: Municipal Comprehensive Plan Amendment Status: Resolution Issued Project Name:

IVR Number: 616181 Applied Date: 04/28/2026 Expiration Date:

District: Assigned To: Dambach, Alexander Completion Date:

Description:

Summary Locations Fees **Reviews** Attachments Contacts Sub-Records More Info

CDMP Amendment Review

Submittal Status	Received Date	Due Date	Completed Date
In Review	04/30/2026	05/22/2026	

Application Acceptance CDMP Municipal Review

Submittal Status	Received Date	Due Date	Completed Date
Completed	04/28/2026	05/20/2026	04/30/2026

Corrections Needed Report

- If corrections are required, the applicant will receive a notification email with a **Plan Corrections Report** attached.
- The report will include comments explaining the required corrections.
- The notification email will include a **Plan Summary Attachments link** for submitting corrections in CSS.
- **Required corrections must be submitted through CSS.**

Dear Applicant,

The Miami-Dade County Department of Regulatory and Economic Resources (RER) has updated your application and corrections are required in order to continue processing.

Plan Information

Plan Number: CDMPMA202600064
Amendment Name: [REDACTED]
Municipality: City of Coral Gables

Please review all correction comments and resubmit the required information through the Citizen Self-Service Portal to continue processing your application.

To review the corrections required for your Plan, visit the [Reviews tab in the Citizen Self-Service Portal \(CSS\)](#). In addition, a Corrections Report with all correction comments is attached to this email for your convenience and is available in the [Attachments tab in the Citizen Self-Service Portal \(CSS\)](#).


Any required documents must be uploaded in the [Attachments tab in the Citizen Self-Service Portal \(CSS\)](#). It is recommended to upload ADA accessible documents.

If you have questions regarding the required corrections, please contact the Planning Section at RER-CDMPMA@miamidadecounty.gov and reference your Plan Number.

Metropolitan Planning Section
 Planning Division
 Miami-Dade County Department of Regulatory and Economic Resources
 111 NW 1st Street, 11th Floor
 Miami, FL 33128

This is an automated email from RER-EnerGov. Please do not reply to this email.





Department of Regulatory and Economic Resources
 111 NW 1st Street, 11th Floor
 Miami, Florida 33128
 T 305-375-2141

MDC-RER CORRECTIONS REPORT
 APPLICATION NO. CDMPMA202600064

APPLICATION INFORMATION

Plan Type: CDMP Municipal Amendment	Project: NONE	Apply Date: 04/22/2026
Work Class: CDMP Municipal Amendment	District:	Expire Date: NOT AVAILABLE
Status: Under Review	Assigned To: [REDACTED]	Completed: NOT COMPLETED

Description: NONE

CONTACT INFORMATION

Type	Name	Company	Address
Applicant (Billing Contact)	[REDACTED]	[REDACTED]	[REDACTED]

Review Correction Name	Corrective Action	Resolved	Comments
Application Submittal (v1)			
Review: Application Acceptance CDMP Municipal Review (v1)			
Review Comment: [REDACTED]			
[REDACTED]	[REDACTED]	No	[REDACTED]

Reviewing Corrections

1. To review corrections within the Plan Details page in CSS, select the **Reviews** tab.
2. Select the Drop-down arrows to expand to see correction comments.

Plan Number: CDMPPMA202600064

Plan Details | Tab Elements | Main Menu

Type: Municipal Comprehensive Plan Amendment Status: Under Review Project Name:

IVR Number: 616150 Applied Date: 04/22/2026 Expiration Date:

District: Assigned To: Dambach, Alexander Completion Date:

Description:

Summary Locations Fees **Reviews 1** Attachments Contacts Sub-Records More Info

Application Acceptance CDMP Municipal Review

Submittal Status	Received Date	Due Date	Completed Date
Corrections Required	04/22/2026	05/14/2026	04/23/2026

Application Acceptance CDMP Municipal Review • Denied • Gonzalez David Z • Completed : 04/23/2026

Due Date	Completed Date
04/22/2026	04/23/2026

Comment

Testing Denial #1

Correction (1)

Correction Type		Category	
Corrective Action			
Comment			

Resubmitting Corrections

To submit required corrected documents in the CSS:

1. Select the **Attachments** tab.
2. Select the file type from the drop-down menu.
3. Click the **plus sign (+)** on the blue tile to open the upload window.
4. Select and upload the file.
5. Click **Submit**.

The screenshot displays the 'Plan Details' page for Plan Number: CDMPMA202600064. The page includes a navigation bar with tabs for Summary, Locations, Fees, Reviews, Attachments (highlighted), Contacts, Sub-Records, and More Info. A green arrow labeled '1' points to the Attachments tab. Below the navigation bar, the 'Attachments' section is visible, showing a list of attachments. A blue 'Add Attachment' tile is highlighted, with a green arrow labeled '2' pointing to the 'Select Type' dropdown menu and a green arrow labeled '3' pointing to the plus sign (+) on the tile. The tile displays a PDF icon, the filename 'Test File3.pdf', size '16.31 KB', upload date '04/23/2026', and notes 'CDMP Municipal Amendment'. A green arrow labeled '5' points to the 'Submit' button at the bottom right of the page.

Municipal Comprehensive Plan Amendment Reviews Initiation

- Once Application Acceptance has been completed:
 - An email notification indicating that the review process has begun will be sent to the applicant.
 - No action is required from the applicant at this time.

Dear Applicant,

The Miami-Dade County Department of Regulatory and Economic Resources (RER) has updated your application, **the review process has been initiated.**

Application Information

Plan Number: CDMPMA202600075
Amendment Name: Demonstration for PPT
Municipality: City of North Miami

No action is required at this time.

To review your application, visit the [Reviews tab in the Citizen Self-Service Portal \(CSS\)](#).

If you have questions regarding the required corrections, please contact the Planning Section at RER-CDMPMA@miamidade.gov and reference your **Plan Number** provided above.

Metropolitan Planning Section

Planning Division
Miami-Dade County Department of Regulatory and Economic Resources
111 NW 1st Street, 11th Floor
Miami, FL 33128

This is an automated email from RER-EnerGov. Please do not reply to this email.

Municipal Comprehensive Plan Amendment Reviews Completion

- Once all reviews have been completed:
 - An email notification will be sent to the applicant.
 - The Miami-Dade Agency Comments letter will be attached as a PDF.
 - The letter will be submitted to the State of Florida.

To [REDACTED]

CC [REDACTED]

From
RER-EnerGov@miamidade.gov

Message

Dear Applicant,

The Miami-Dade County Department of Regulatory and Economic Resources (RER) reviewed the Proposed Amendment to the City of North Miami Comprehensive Development Master Plan (CDMP). **Please see attached Letter for comments and findings.**

Application Information

Plan Number: CDMPMA202600075

Amendment Name: Demonstration for PPT

Municipality: City of North Miami

To review your application, visit the [Reviews tab in the Citizen Self-Service Portal \(CSS\)](#).

If you have questions regarding the required corrections, please contact the Planning Section at RER-CDMPMA@miamidade.gov and reference your **Plan Number** provided above.

Metropolitan Planning Section
Planning Division
Miami-Dade County Department of Regulatory and Economic Resources
111 NW 1st Street, 11th Floor
Miami, FL 33128

This is an automated email from RER-EnerGov. Please do not reply to this email.

Attachment
MDC PL Plan - CDMP Municipal Amendment Comments_06-05-2026_10-07-19.pdf

Municipal Comprehensive Plan Amendment Example Comments Letter



Department of Regulatory and Economic Resources
 Planning Division, Metropolitan Planning Section
 111 NW 1st Street, 12th Floor
 Miami, Florida 33128-1902
 Telephone: 305-375-2835
 www.miamidade.gov/planning

May 07, 2026

David Gonzalez
 11805 SW 26th St
 Miami, FL 33175

RE: Transmittal of Proposed Amendment to the City of North Miami Comprehensive Development Master Plan, Demonstration for PPT

Dear David Gonzalez,

The Miami-Dade County Department of Regulatory and Economic Resources (RER) reviewed the Proposed Amendment to the City of North Miami Comprehensive Development Master Plan (CDMP). Our review was conducted to identify points of consistency or inconsistency with the goals, objectives, policies, and relevant provisions of the Miami-Dade County Comprehensive Development Master Plan and to determine whether the proposed amendments impact County public facilities and services.

Lorem ipsum dolor sit amet, consectetur adipiscing elit, sed do eiusmod tempor incididunt ut labore et dolore magna aliqua. Ut enim ad minim veniam, quis nostrud exercitation ullamco laboris nisi ut aliquip ex ea commodo consequat. Duis aute irure dolor in reprehenderit in voluptate velit esse cillum dolore eu fugiat nulla pariatur. Excepteur sint occaecat cupidatat non proident, sunt in culpa qui officia deserunt mollit anim id est laborum.

Based on the information provided and the CDMP's goals, objectives, and policies, the proposed comprehensive plan and text amendments are generally consistent with the County's CDMP. Please see the following comments from the specific Miami Dade County Departments below.

Miami-Dade County Agency	Date Completed	COMMENTS
PROS - Parks, Recreation and Open Spaces	5/4/2026	Example Comment for demonstration purposes
RER - Roadway Analysis	5/4/2026	Example Comment for demonstration purposes
DERM - Environmental Monitoring	5/4/2026	Example Comment for demonstration purposes
RER - Endangered Species	5/4/2026	Example Comment for demonstration purposes

Questions and Support



You may direct questions regarding your Municipal Comprehensive Plan Amendment Submission or related queries to the following email address:

RER-CDMPMA@miamidade.gov



For CSS Technical Support:

RER-EGP@miamidade.gov