Approved_____ Mayor
Veto _____
Override_____

Agenda Item H

ORDINANCE NO.

ORDINANCE APPROVING, ADOPTING AND RATIFYING PROPRIETARY BUDGETS, SPECIAL ASSESSMENT DISTRICT BUDGETS, AND OTHER BUDGETS OF MIAMI-DADE COUNTY, FLORIDA, FOR FISCAL YEAR COMMENCING OCTOBER 1, 2022 AND ENDING SEPTEMBER 30, 2023; PROVIDING A SHORT TITLE; INCORPORATING FISCAL YEAR 2022-23 PROPOSED BUDGET AS AMENDED; APPROPRIATING ALL BUDGETED REVENUES AND EXPENDITURES; AUTHORIZING INVESTMENT OF COUNTY FUNDS IN TIME WARRANTS OF MIAMI-DADE COUNTY; AUTHORIZING TRANSFER OF FUNDS AS CASH ADVANCES PENDING RECEIPT OF TAXES OR OTHER REVENUES; RATIFYING, CONFIRMING AND APPROVING IMPLEMENTING ORDERS AND OTHER ACTIONS OF BOARD WHICH SET FEES, RATES, AND CHARGES; AUTHORIZING FEES, RATES, AND CHARGES CONSISTENT WITH APPROPRIATIONS AND PROVIDING FOR THEIR AMENDMENT; APPROVING REVISED FEES, CHARGES, AND IMPLEMENTING ORDERS FOR VARIOUS DEPARTMENTS AND AGENCIES AND AUTHORIZING SUBSEQUENT AMENDMENTS BY RESOLUTION; APPROVING FISCAL YEAR 2022-23 PAY PLAN; AUTHORIZING ALLOCATIONS AND REALLOCATIONS OF BOND PROCEEDS AND INTEREST EARNINGS; AUTHORIZING MAYOR OR MAYOR'S DESIGNEE TO PROVIDE BOND ISSUE RESERVES; ESTABLISHING SUCH FUNDS AS MAY BE APPROVED DURING FISCAL YEAR AND PROVIDING FOR THEIR EXPENDITURE; AUTHORIZING PAYMENT OF LOCAL BUSINESS TAX SURCHARGE TO BEACON COUNCIL; APPROPRIATING GRANT, DONATION, AND CONTRIBUTION FUNDS; AUTHORIZING MAYOR OR MAYOR'S DESIGNEE TO NEGOTIATE AND EXECUTE CERTAIN FUNDING AGREEMENTS; CONTINUING MUNICIPAL SERVICES FUND; AUTHORIZING DISBURSEMENT FROM THE ENVIRONMENTALLY ENDANGERED LANDS ("EEL") ACQUISITION TRUST FUND TO SUPPLEMENT THE EEL LAND MANAGEMENT TRUST FUND TO MAINTAIN THE PRINCIPAL BALANCE REQUIRED UNDER SECTION 24-50.5 (2)(B)(I) OF THE CODE OF MIAMI-DADE COUNTY, FLORIDA ("CODE"); WAIVING FOR FISCAL YEAR 2022-23, (A) SECTION 29-7(G) OF THE CODE RELATED TO ALLOCATION OF DOCUMENTARY SURTAX FUNDS, AND (B) RESOLUTION NO. R-924-08 RELATING TO TRANSIT FARES, FEES, AND CHARGES; WAIVING PROVISIONS OF THE CODE AND RESOLUTIONS REQUIRING EXECUTION OF COUNTY

AFFIDAVITS FOR NON-PROFITS RECEIVING CERTAIN COUNTY FUNDING; AUTHORIZING THE TERMINATION OF FINANCIAL INTEREST RATE SWAP AGREEMENTS AND ALLOWING REINVESTMENT OF TERMINATION PROCEEDS IN ACCORDANCE WITH COUNTY INVESTMENT POLICY; AMENDING SECTIONS 32-92 OF THE CODE RELATING TO VOLUNTARY NOTIFICATION FEES FOR CERTAIN WATER AND SEWER DELINQUENT ACCOUNTS; AMENDING, WAIVING OR RESCINDING, IF NECESSARY, VARIOUS SECTIONS OF THE CODE, APPLICABLE IMPLEMENTING ORDERS, AND OTHER LEGISLATIVE ENACTMENTS TO CONFORM SUCH ENACTMENTS TO FISCAL YEAR 2022-23 BUDGET; SUPERSEDING CONFLICTING PROVISIONS OF PRIOR LEGISLATIVE ENACTMENTS; PROVIDING SEVERABILITY, EXCLUSION FROM AND INCLUSION IN THE CODE AND AN EFFECTIVE DATE

BE IT ORDAINED, BY THE BOARD OF COUNTY COMMISSIONERS OF MIAMI-DADE COUNTY, FLORIDA:

Section 1. This ordinance shall be known and may be cited as the "Fiscal Year 2022-23 Miami-Dade County Self-Supporting Budget Ordinance."

Section 2. Pursuant to section 5.03(B) of the Home Rule Charter, the County Mayor has recommended a proposed budget for Miami-Dade County, Florida, for the fiscal year commencing October 1, 2022. Said proposed budget document as submitted to the Board of County Commissioners ("Board") is incorporated herein by reference and is amended to include: (a) all of the applicable changes contained in this ordinance; and (b) the changes contained in the September 2, 2022 memorandum entitled "Information for First Budget Hearing – FY 2022-23 Proposed Budget", which changes are noted on the version that shall be attached hereto following final adoption of this ordinance.

Section 3. The proprietary budgets, special assessment district budgets, and other budgets proposed, including the five-year financial plan contained therein, as amended as set forth in this ordinance, are hereby approved, adopted and ratified, and the budgeted revenues and expenditures therein are hereby appropriated. Department expenditure allocations established by

the County Mayor as revised and summarized in the attached budgets are adopted as limitations of all expenditures, except as hereinafter provided and appropriations hereby have been provided for outstanding indebtedness for the payment of vouchers that have been incurred in the current or prior year, but are not expected to be paid until the commencement of the new fiscal year. Receipts from sources not anticipated in the attached budgets may be appropriated and expended by ordinance duly enacted by the Board in accordance with section 129.06(2)(d), Florida Statutes, and section 1.02(A) of the Miami-Dade County Home Rule Charter. Adjustments within the same fund to departmental appropriations made in the attached budgets may be approved from time to time by motion duly adopted by the Board in accordance with section 129.06(2)(a), Florida Statutes, and sections 2-1792 through 2-1800A of the Code of Miami-Dade County, Florida ("Code"). The Director of the Office of Management and Budget is authorized to approve adjustments to expenditure code allocations within the limit of the departmental or other appropriations made in the attached budgets. All adjustments made in accordance with this ordinance are approved, adopted and ratified.

Section 4. Pursuant to the authority of Chapter 8015, Special Acts of Florida, 1919, which authorizes the Board to borrow money and to issue time warrants, and pursuant to the authority of section 129.02(5), Florida Statutes, which permits funds of the County to be invested in securities of the federal government and of the local governments in Florida, or both, the Finance Director is hereby authorized to invest these monies in the time warrants of Miami-Dade County, Florida.

Section 5. As provided in section 5.03(C) of the Home Rule Charter, the Board hereby authorizes the transfer of any portion of the earnings or balance of the several funds, other than sinking funds, for obligations not yet retired, to the general funds of the County provided that such transfer be deemed a cash advance to meet operating and other expenses approved by the Board,

and that all such advances shall be reimbursed before the end of the fiscal year upon receipt of adequate tax or other appropriate revenues. However, this section in no way limits or restricts the power of the Board to transfer any unencumbered appropriations balance, or any portion thereof, from one department, fund or agency to another as provided by law pursuant to section 5.03(C) of the Home Rule Charter.

Section 6. The provisions of section 29-7(G) of the Code requiring that no allocation of documentary surtax funds shall be made except as part of a competitive Request for Applications process shall be waived for Fiscal Year 2022-23.

Section 7. The County Mayor or County Mayor's designee is authorized to: (i) terminate any of the County's existing interest rate swap agreements authorized by this Board in accordance with the County's Swap Policy approved by this Board pursuant to Resolution No. R-311-05, subject to a favorable recommendation by the County's financial swap advisor; (ii) invest any termination proceeds in accordance with the County's Investment Policy approved by this Board pursuant to Resolution No. R-367-16; and (iii) finalize and execute any documents and certificates necessary in order to effectuate the terminations.

Section 8. The provisions of Resolution No. R-924-08 relating to transit fares, fees and charges which require adjustments to said fares, fees and charges every three years in accordance with the average rate of the Consumer Price Index for the preceding three years shall be waived for Fiscal Year 2022-23.

Section 9. All Implementing Orders, as amended hereby, other actions of the Board setting fees, rates, and charges, and fees, rates and charges consistent with appropriations adopted herein, are hereby ratified, confirmed and approved, and may be subsequently amended by resolution adopted by the Board during the fiscal year.

Section 10. The revised Implementing Order setting the Miami-Dade Port of Miami fees and charges as reflected in attachment A is made part hereof.

Section 11. The revised Implementing Order setting the Solid Waste Services rates, fees and charges as reflected in attachment B is made part hereof.

Section 12. The revised Implementing Order setting the Elections rates, fees and charges as reflected in attachment C is made part hereof.

Section 13. The revised Implementing Order setting the Regulatory and Economic Resources (Consumer Protection Services) rates, fees and charges as reflected in attachment D is made part hereof.

Section 14. The revised Implementing Order setting the Water and Sewer rates, fees and charges as reflected in attachment E is made part hereof.

Section 15. The revised Implementing Order setting the Aviation Department rates, fees and charges as reflected in attachment F is made part hereof.

Section 16. The revised Implementing Order setting the Transit fares, fees and charges as reflected in attachment G is made part hereof.

Section 17. The revised Implementing Order setting the Regulatory and Economic Resources (Building and Neighborhood Compliance) rates, fees and charges as reflected in attachment H is made part hereof.

Section 18. The revised Implementing Order setting the Fire Prevention rates, fees and charges as reflected in attachment I is made part hereof.

Section 19. The revised Implementing Order setting the Regulatory and Economic Resources (Planning, Zoning, and Platting) rates, fees and charges as reflected in attachment J is made part hereof.

Section 20. The revised Implementing Order setting the Parks, Recreation and Open Spaces rates, fees and charges as reflected in attachment K is made part hereof.

Section 21. The revised Implementing Order setting the Code Enforcement rates, fees and charges as reflected in attachment L is made part hereof.

Section 22. The revised Implementing Order setting the County Parking Facilities (managed by the Internal Services Department) rates, fees and charges as reflected in attachment M is made part hereof.

Section 23. The revised Implementing Order setting the Medical Examiner rates, fees and charges as reflected in attachment N is made part hereof.

Section 24. The revised Implementing Order setting the revisions to reflect the creation of the Strategic Procurement Department as reflected in attachment O is made part hereof.

Section 25. The Fiscal Year 2022-23 Pay Plan, which is attached and incorporated by reference herein, is hereby approved, including the pay rates and all other provisions set forth therein.

Section 26. All allocations and reallocations of bond proceeds and interest earnings included in the Fiscal Year 2022-23 Adopted Capital Budget and Multi-Year Capital Plan, as may be amended, are hereby authorized.

Section 27. The County Mayor or the County Mayor's designee is hereby authorized to use interest earned on deposit of Public Improvement Bond funds to establish and maintain an Interest and Sinking Fund Reserve Account in an amount not to exceed one year's maximum principal and interest. Interest earned in excess of the reserve shall be distributed to Public Improvement Bonds Construction Funds in accordance with standard accounting practices.

Section 28. The Finance Director is hereby authorized to establish and to receive and expend funds up to amounts received without specific appropriation pursuant to section 5.03(C)

of the Home Rule Charter for existing trust funds, working capital funds, bond construction funds, pension funds, revolving funds and any other such funds as may be approved by motion of the Board during the 2022-23 fiscal year.

Section 29. The Finance Director is hereby authorized to make payment of local business tax surcharge revenues for Fiscal Year 2022-23 to Miami-Dade County Beacon Council, Inc., in accordance with state law and Resolution No. 1066-88 which authorized the agreement between Miami-Dade County and the Beacon Council.

Section 30. All grant, donation, and contribution funds received by the County are hereby appropriated at the levels and for the purposes intended by the grants, donations and contributions.

Section 31. The County Mayor or the County Mayor's designee is hereby authorized to negotiate and execute agreements, following approval by the County Attorney for form and legal sufficiency, for funding allocations to community-based organizations, other governmental agencies, non-profit organizations, cultural organizations or for cultural events, Anti-Gun Violence and Prosperity Initiatives Trust Fund, Miami-Dade Rescue Plan District Designated Fund, and Mom and Pop Program participants approved in this ordinance as a result of a request for proposals, other formal selection process, or other allocations approved by the Board, including, but not limited to, for work or services resulting from natural disasters, emergency declarations or pandemics.

Section 32. The County Ambassador Program is hereby created for the purpose of purchasing consulting and community ambassador services for the County. Persons eligible to serve as a County Ambassador shall be any person who meets all of the following criteria: (a) is a former County Commissioner; (b) has not been criminally indicted and found guilty arising directly out of his or her official conduct or duties while serving in an elected office; (c) does not

have an open or pending criminal indictment or appeal of a conviction arising directly out of his or her official conduct or duties while serving in an elected office (once cleared of the charge(s), the person will be eligible); (d) has not been removed from an elected office by recall; (e) is not employed by the County or the Public Health Trust at any time during the term of the services agreement; and (f) does not hold any elected public office at any time during the term of the services agreement. The scope of services for County Ambassadors contracting with the County under the County Ambassador Program includes participation in county-sponsored events on behalf of and representing the County (to include ribbon cutting, speeches, and leading the pledge of allegiance), meeting with dignitaries or other special guests visiting Miami-Dade County on behalf of the County, and/or providing consultant services to the Chairperson and Board pertaining to strategic areas such as transportation and neighborhood improvements. The maximum annual services fee payable to a County Ambassador is $25,000.00 per fiscal year and all contracts shall be for a term not to exceed one year. The County Ambassador Program will be managed by the Office of the Chair and the Chairman is hereby authorized and delegated the authority to select County Ambassadors and to negotiate, approve and monitor compliance of service agreements with County Ambassadors, following approval by the County Attorney for form and legal sufficiency, for a term not to exceed one year and for a total sum not to exceed $25,000.00 per fiscal year for the provision of all or some of the services set forth herein. The County Mayor or Mayor's designee shall execute all approved service agreements on behalf of the County.

Section 33. The Board hereby authorizes the disbursement of $2,700,000.00 from the Environmentally Endangered Lands ("EEL") Acquisition Trust Fund to the EEL Land Management Trust Fund, in order to supplement the EEL Land Management Trust Fund and maintain its principal established under section 24-50.5 (2)(b)(i) of the Code.

Section 34. Section 32-92 of the Code is hereby amended to read as follows:

Section 32-92. Delinquent account notification service for rental property.

* * *

(b) Subscribers to this service shall pay an annual fee [[~~of three dollars ($3.00) per monthly account and two dollars and fifty cents ($2.50) per quarterly account~~]] >>as set forth in the Schedule of Rates, Fees and Charges for the Miami-Dade Water and Sewer Department<<.

Section 35. Notwithstanding any other provision of the Code or any resolution or implementing order to the contrary, non-profit entities awarded grants of County monies from the prior fiscal year's and Fiscal Year 2022-23's District Discretionary Reserve, Commission office funds, Future Services Reserve, Enhanced County and District Program, or Mom and Pop Program funds shall not be required to complete affidavits of compliance with the various policies or requirements applicable to entities contracting or transacting business with the County.

Section 36. The Municipal Services Fund is hereby recognized and continued. Payment by a municipality to the Municipal Services Fund shall be used for services which provide benefits to the municipality or the residents thereof.

Section 37. Unless otherwise prohibited by law, this ordinance shall supersede all enactments of this Board including, but not limited to, ordinances, resolutions, implementing orders, regulations, rules, and provisions of the Code in conflict herewith.

Section 38. If any section, subsection, sentence, clause or provision of this ordinance is held invalid, the remainder of this ordinance shall not be affected by such invalidity.

Section 39. It is the intention of this Board and it is hereby ordained that the provisions of section 34 of this ordinance shall become and be made a part of the Code and the balance of this ordinance shall be excluded from the Code.

Section 40. All provisions of this ordinance shall become effective ten (10) days after the date of enactment unless vetoed by the County Mayor, and if vetoed, shall become effective only upon override by this Board. In the event all or any particular component of this ordinance are vetoed, the remaining components, if any, shall become effective ten (10) days after the date of enactment and the components vetoed shall become effective only upon override by this Board.

PASSED AND ADOPTED:

Approved by County Attorney as
to form and legal sufficiency. GKS for GBK

ORD/ITEM H Proposed

I.O. No.: 4-4
Ordered: 9/~~28~~22/~~2021~~2022
Effective: 10/01/~~2021~~2022

MIAMI-DADE COUNTY
IMPLEMENTING ORDER

PORT OF MIAMI TERMINAL TARIFF NO. 010

AUTHORITY:
The Miami-Dade County Home Rule Amendment Charter, including, among others, Sections 1.01 and 2.02A.

SUPERSEDES:
This Implementing Order supersedes prior Implementing Orders and revisions to PortMiami Terminal Tariff No. 010 as it relates to those items specified in the attached Tariff pages. Any items not expressly superseded herein remain in effect.

POLICY:
Port of Miami Terminal Tariff No. 010 shall be established providing for the rates, rules and regulations for the Seaport facilities of Miami-Dade County, Florida.

PROCEDURE:
The Director of the Dante B. Fascell Port of Miami-Dade (PortMiami) is responsible for the operation and management of the Port Miami, including establishing rates and fees for usage of Port facilities and collection of same. Reviews and revisions of rates and fees will occur on an annual basis with recommendations for changes forwarded to the County Mayor.

TARIFF:
The Tariff items adopted by this Implementing Order have been presented and are considered a part hereof. In accordance with Section 2.3 of the Code of Miami-Dade County, these official Tariff items are also filed with the Clerk of the Board of County Commissioners. Items, which are charged by the Port of Miami, shall be the same as those listed in the official PortMiami Terminal Tariff No. 010 on file with the Clerk of the County Commission.

This Implementing Order is hereby submitted to the Board of County Commissioners of Miami-Dade County, Florida.

Approved by the County Attorney as
to form and legal sufficiency _____

EFFECTIVE OCTOBER 1, 2022~~1~~

FFMC – T No 010

TERMINAL TARIFF No. 010

RATES RULES AND REGULATIONS
FOR THE SEAPORT FACILITIES
OF MIAMI-DADE COUNTY FLORIDA

THIS TARIFF IS ISSUED BY THE MIAMI-DADE COUNTY MAYOR UNDER AUTHORITY OF ADMINISTRATIVE ORDER NO. 4-4 PURSUANT TO SECTION 4.02 OF THE HOME RULE CHARTER; MIAMI-DADE COUNTY HAVING JURISDICTION OVER AND CONTROL OF THE OPERATION OF THE DANTE B. FASCELL PORT OF MIAMI-DADE.

FOR FURTHER INFORMATION ADDRESS

PORT DIRECTOR
DANTE B. FASCELL PORT OF MIAMI-DADE
1015 NORTH AMERICA WAY
MIAMI, FLORIDA 33132
(305) 371-7678

Table of contents

Table of contents i

Correction Sheet ..... A

Units of Weight & Measure ..... B

Metric Conversion Guide C

Section One: Definitions 1

101. Berth Assignment 1
102. Berth Day 1
105. County 1
106. County Commission 1
107. County Mayor 1
108. Dangerous Cargo 1
109. Dockage 1
111. Facility Security Plan (FSP) 1
112. Fiscal Year 1
113. Free Time 2
114. Handling 2
115. Heavy Lift 2
116. Port Legal Holidays (I) 2
117. Loading and Unloading 2
118. Operator 2
119. Non-Operating Port 2
120. Notice of Violation 3
122. Person 3
123. Point of Rest 3
124. Port Director 3
125. Dante B. Fascell Port of Miami-Dade 3
126. Multi-Day Cruise Parking Revenue 3
128. Port Terminal 3
130. Seaport Department 4
131. Ship Agent 4

132. Small Boat 4
133. Small Passenger Vessel 4
134. Tariff 4
136. Terminal Storage 4
137. Usage 4
138. Vessel 4
139. Wharf Demurrage ..... 4~~5~~
140. Wharfage, Cargo 5
141. Wharfage, Passenger 5
Section Two: General Rules & Regulations 6
Applicability of Tariff 6
200. Application of Tariff and Supplements 6
202. Consent to Terms of Tariff 6
204. Appeals 6
Administrative Restrictions, Limitations and Requirements 7
210. General Restrictions and Limitations 7
211. PortMiami Personnel Fees (A) 7
212. Disclaimer for Loss or Damage 8
213. Placement Goods Not to Be Bailment 8
214. Abandoned Cargo 8
215. PortMiami Administrative Fee 9
216. Furnishing Cargo Statements and Vessel Reports 9
217. Late Documentation on Service Fee 9
218. Payment of Bills 9
219. Temporary Emergency Changes to Tariff 11
220. Access to Records 11
221. Indemnification 12
222. Payment Guarantee 12
223. Emergency tariff waiver for hurricanes and natural disasters 12
224. Insurance 13
226. Returned Check Service Fee 14
227. Inaugural Activities 14

Section Three: Rules & Regulations for Vessels ..... 15~~16~~
Navigation ..... 15~~16~~
230. Anchorage or Obstruction in Turning Basins and Channels ..... 15~~16~~
232. Lights at Night ..... 15~~16~~
234. Pollution of Air and Water ..... 15~~16~~
236. Speed ..... 16~~17~~
Berthing ..... 16~~17~~
240. Application for Berth ..... 16~~17~~
241. Assignment of Berth and Rail Facilities ..... 16~~17~~
242. Change of Berth ..... 16~~17~~
243. Unauthorized Berthing ..... 17~~18~~
244. Vessel to be Continuously Worked ..... 17~~18~~
245. Vessel Fire Notification ..... 17~~18~~
246. Man Overboard ..... 17~~18~~
247. Tug Requirements (I) ..... 17~~18~~
Section Four: Rules & Regulations for Wharves ..... 19~~20~~
Allocation of Space ..... 19~~20~~
250. General ..... 19~~20~~
252. Leasing ..... 19~~20~~
254. Third Party Contracts ..... 19~~20~~
Wharves ..... 19~~20~~
260. Cleanliness of Premises (A) ..... 19~~20~~
261. Boat Cradle Removal ..... 20~~21~~
262. Damage to Facilities ..... 20~~21~~
264. Emergencies ..... 20~~21~~
266. Explosives inflammables other hazardous materials ..... 20~~21~~
268. Loitering on Port Property ..... 20~~22~~
270. Signs ..... 21~~22~~
272. Smoking ..... 21~~22~~
274. Solicitation ..... 21~~22~~
276. Vehicles ..... 21~~22~~
278. Security ..... 21~~22~~

279. Use of and Responsibility for Seaport TWIC Readers 22
280. Wharf Obstruction ..... 22~~23~~
Section Five: Dockage ..... 23~~24~~
Dockage ..... 23~~24~~
300. Basis of Charge ..... 23~~24~~
302. Duration of Dockage (R) ..... 23~~24~~
303. Dockage for Cultural, Charitable Events ..... 23~~24~~
304. Dockage For Unauthorized Berthing ..... 23~~24~~
305. Dockage Rates for Tugs ..... 23~~24~~
306. Dockage Charges Except Government Vessels and Ocean Research Vessels ..... 23~~24~~
308. Dockage Charge For Military, Historical, Heritage Vessels ..... 24~~25~~
309. Dockage Charges For Ocean Research Vessels ..... 24~~25~~
310. Minimum Charge ..... 24~~25~~
311. Berthing For Clearance ..... 24~~25~~
312. Dockage Rates For Vessel Wet Docking ..... 24~~25~~
313. Dockage Charges For Miami-Dade County Agencies ..... 24~~26~~
Section Six: Wharfage ..... 26~~27~~
Wharfage ..... 26~~27~~
404. Ship's Stores ..... 26~~27~~
405. Calculation Of Cargo Tonnage ..... 26~~27~~
406. Cargo Wharfage Charges ..... 26~~27~~
407. Passenger Wharfage Charges For Small Passenger Vessels ..... 27~~28~~
408. Passenger Wharfage Charges Except Small Passenger Vessels ..... 27~~28~~
414. Transshipments ..... 27~~28~~
Section Seven: Wharf Demurrage & Terminal Storage ..... 29~~30~~
Wharf Demurrage ..... 29~~30~~
500. Free Time Allowance ..... 29~~30~~
502. Computation Of Free Time ..... 29~~30~~
504. Wharf Demurrage Charges ..... 29~~30~~
506. Non-Shipment By Water ..... 29~~30~~
508. Terminal Storage Charges ..... 30~~31~~
512. Minimum Storage Charges ..... 30~~31~~

Section Eight: Container Crane Facility ..... 31~~32~~
Container Gantry Crane Facility ..... 31~~32~~
550. Container Gantry Crane Rules And Regulations ..... 31~~32~~
560. Crane Rates (A)(R) ..... 32~~33~~
570. Container Gantry Crane Characteristics ..... 32~~33~~
580. Payment For Rental Of Cranes ..... 33~~34~~
584. Heavy Lift Charges ..... 33~~34~~
586. Crane Condition ..... 33~~34~~
588. Damages Sustained To Crane ..... 34~~35~~
596. Cleaning Facilities ..... 34~~35~~
Section Nine: Rentals & Leases ..... 35~~36~~
602. Rental of Space ..... 35~~36~~
604. Open Ground Leases (A) ..... 37~~38~~
605. Inside Fencing ..... 38~~39~~
606. Other ..... 38~~39~~
607. Lease Documents Late Fee ..... 39~~40~~
608. Lease Permits And Licenses ..... 39~~40~~
609. Lease Environmental Protection And Indemnities ..... 39~~40~~
Section Nine-A: Foreign Trade Zone ..... 40~~41~~
610. PortMiami Foreign Trade Zone No. 281 ..... 40~~41~~
Section Ten: Miscellaneous Charges ..... 42~~43~~
700. Fresh Water ..... 42~~43~~
701. Fresh Water Unit Connection Replacement ..... 42~~43~~
705. Electric Current For Refrigerated Units ..... 42~~43~~
707. Harbor Fee ..... 42~~43~~
709. Vehicle Examination Facility Charge ..... 43~~44~~
710. Vehicle Parking At The Port ..... 43~~44~~
714. Annual And Temporary Permit Fees ..... 44~~45~~
715. Port Identification Cards and Special Dock Parking Permit ..... 50~~51~~
716. Liquefied Natural Gas (LNG) Bunkering (I) 51

Section Eleven: General Information **5354**

800. Miami Harbor 5354

802. Main Channel 5354

806. Fisherman's Channel 5354

807. Lummus Turning Basin 5354

808. Main Turning Basin 5354

809. Western Turning Basin 5354

810. Fisher Island Turning Basin 5354

816. Anchorage 5354

818. Tides And Tidal Currents 5455

850. Port Facilities And Specifications (C) 5455

Index **5657**

Correction Sheet

Reference marks and symbols used to indicate the effect of corrections to this Tariff are in compliance with FMC General Order 13, as amended as follows:

(R) To denote a reduction

(A) To denote an increase

(C) To denote changes in wording or item number which result in neither an increase nor~~t~~ decrease in charges

(D) To denote a deletion

(E) To denote an exception to a general change

(N) To denote reissued matter

(I) To denote new or initial matter

Units of Weight & Measure

Customary international (metric) and U.S. units of weight and measure governing the determination of rates and charges assessed under this Tariff are as follows:

1	Acres	⇔	43,560	Square Feet
1	Kilogram	⇔	2.2046	Pounds
1,000	Kilograms	⇔	2,204.62	Pounds (1 Metric Ton)
1	Pound	⇔	0.4536	Kilograms
2,000	Pounds	⇔	907.1847	Kilograms (1 Short Ton)
1	Metric Ton (1 Kilo Ton)	⇔	1.1023	Short Tons
1	Short Ton	⇔	2,000	Pounds
1	Short Ton	⇔	0.9072	Metric Tons
1	Long Ton	⇔	2,240	Pounds
1	Foot	⇔	0.3048	Meter
1	Meter	⇔	3.2808	Feet
1	Cubic Foot	⇔	0.0283	Cubic Meters
1	Cubic Meter	⇔	35.315	Cubic Feet
1	Bushel Grain (US) 60 Pounds	⇔	27.216	Kilograms
1	Barrel (US) 42 Gallons	⇔	158.9873	Liters
1	Cubic Meter	⇔	423.792	Ft. Board Measure
1,000	Ft. Board Measure	⇔	83.33	Cubic Feet
1,000	Ft. Board Measure	⇔	2.36	Cubic Meters
6.4	Barrels (US, Bunker Fuel Only)	⇔	1,000	Kilograms
1	Liter	⇔	0.2642	Gallons
1	Gallon	⇔	3.7854	Liters
1	Gallon (Fresh Water)	⇔	8.34	Pounds

Metric Conversion Guide

TO CHANGE	TO	MULTIPLY BY
Cubic Feet	Cubic Meters	0.0283
Cubic Meters	Cubic Feet	35.3145
Cubic Meters	Cubic Yards	1.3079
Cubic Yards	Cubic Meters	0.7646
Feet	Meters	0.3048
Gallons (US)	Liters	3.7854
Inches	Millimeters	25.4000
Inches	Centimeters	2.5400
Kilograms	Pounds	2.2046
Liters	Gallons (US)	0.2642
Liters	Pints (Dry)	1.8162
Liters	Quarts (Dry)	0.9081
Liters	Quarts (Liquid)	1.0567
Meters	Feet	3.2808
Meters	Yards	1.0936
Metric Tons	Tons (Long)	0.8942
Metric Tons	Tons (Short)	1.1023
Millimeters	Inches	0.0394
Miles	Kilometers	1.6093
Pints (Dry)	Liters	0.5506
Pints (Liquid)	Liters	0.4732
Pounds	Kilometers	0.4536
Quarts (Dry)	Liters	0.1012
Quarts (Liquid)	Liters	0.9463
Square Feet	Square Meters	0.0929
Square Meters	Square Feet	10.7639
Square Yards	Square Meters	0.8361
Tons (Long)	Metric Tons	1.0160
Tons (Short)	Metric Tons	0.9072
Yards	Meters	0.9144

Unless otherwise specified, all tons in Tariff are short tons.

Section One: Definitions

101. BERTH ASSIGNMENT

The granting of permission to use a specified berth.

102. BERTH DAY

Each 24-hour period or fraction thereof during which a vessel occupies an assigned berth.

105. COUNTY

Miami-Dade County, organized and existing under and by the virtue of the laws of the State of Florida, and situated in the County of Miami-Dade in Florida.

106. COUNTY COMMISSION

The legislative governing body of Miami-Dade County as provided for in the charter of Miami-Dade County. The term is synonymous with "Board of County Commissioners", the "Board" and "BCC".

107. COUNTY MAYOR

The administrative head of Miami-Dade County who is responsible for the efficient operation of all County Departments.

108. DANGEROUS CARGO

Dangerous Cargo (includes hazardous materials, explosives, radioactive materials, etc.) items included in Title 33 of the Code of Federal Regulations Section 160.204 and further defined in sections referenced therein.

109. DOCKAGE (C)

The charges assessed against a vessel for berthing at a wharf, pier, bulkhead structure, or bank, or for mooring to a vessel so berthed. For avoidance of doubt, dockage charges do not include the provision of shore power, water, or any other utility or utility related service, or other service, to the vessel.

111. FACILITY SECURITY PLAN (FSP)

A plan developed to ensure the application of security measures designed to protect the facility and its servicing vessels or those vessels interfacing with the facility, their cargoes, and persons on board at the respective MARSEC Levels pursuant to all applicable laws including but not limited to 33 Code of Federal Regulation 101.105, et seq.

112. FISCAL YEAR

Any twelve (12) months period from October 1st to September 30th of the following year.

113. FREE TIME

The specified period during which cargo may occupy space assigned to it on terminal property free of wharf demurrage or terminal storage charges immediately prior to the loading or subsequent to the discharge of such cargo on or off the vessel.

114. HANDLING

The service of physically moving cargo between point of rest and any place on the terminal facility, other than the end of ship's tackle.

115. HEAVY LIFT

The service of providing heavy lift cranes and equipment for lifting cargo.

116. PORT LEGAL HOLIDAYS (I) (For billing purposes only) (C)

New Year's Eve	January 1
Martin Luther King's Birthday	3rd Monday in January
Presidents' Day	3rd Monday in February
Law Enforcement Appreciation Day	May 12 ~~(observed Friday before National Police Week)~~
Memorial Day	Last Monday in May
Juneteenth	June 19 (observed June 19 or the following business day)
Independence Day	July 4
Labor Day	1st Monday in September
Columbus Day	2nd Monday in October
Veterans' Day	November 11
Thanksgiving Day	4th Thursday in November
Day after Thanksgiving	4th Friday in November
Christmas Day	December 25 (observed December 25 or the following business day)

In the event a legal holiday falls on a Saturday, it is celebrated on the preceding Friday, and in the event a legal holiday falls on a Sunday, it is celebrated on the succeeding Monday.

117. LOADING AND UNLOADING

The service of loading or unloading cargo between any place on the terminal or water and railroad cars, trucks, vessels, ferries, lighters or barges or any other means of conveyance to or from the terminal facility or water.

118. OPERATOR

Any person carrying on the business of furnishing wharfage, dock, warehouse, or other marine terminal services or facilities in connection with a common carrier by water in the United States or its possessions.

119. NON-OPERATING PORT

Port of Miami-Dade does not provide longshoremen, checkers or handlers for cargo or baggage; nor does it handle count or provide guards or security for cargo and ships. These services are provided by franchised stevedoring, cargo handling, and steamship agency firms. A list of firms authorized to perform these services is available upon request from the Seaport Permit Section.

120. NOTICE OF VIOLATION

A notice issued by the United States Coast Guard or other federal, state or local agency for an alleged violation. The notice contains the applicable law or regulation violated and the corresponding proposed penalty and conditions to resolve the case.

122. PERSON

"Person" shall be defined in Florida Statutes Section 1.01 (3), and shall include without limitations municipal, governmental and public bodies and their agents, when such bodies or agents are using the Port terminal facility.

123. POINT OF REST

The area on the terminal facility which is assigned for the receipt of inbound cargo from the ship and from which area inbound cargo may be delivered to the consignee, and that area which is assigned for the receipt of outbound cargo from shippers for vessel loading.

124. PORT DIRECTOR

This term is synonymous with the term "Seaport Director".

125. DANTE B. FASCELL PORT OF MIAMI-DADE

This term is synonymous with the term "Seaport Department," "Port," "Port of Miami," "Port of Miami-Dade, "PortMiami" or "PortMiami-Dade".

126. MULTI-DAY CRUISE PARKING REVENUE

For purposes of multi-day cruise lines that have contractual multi-day cruise parking revenue sharing incentive rights, for clarification purposes, such multi-day cruise parking revenue sharing shall not include any parking revenue derived from or associated with daily cruises, non-revenue cruises, ferry services, cruises less than 24 hours in duration, cruises to nowhere, or any other category of service excluded from multi-day cruise parking revenue by or under any terms of this Tariff or the subject multi-day cruise lines' respective preferential berthing or other contracts with the County.

128. PORT TERMINAL

One or more structures comprising a terminal unit, and including, but not limited to wharves, warehouses, covered and/or open storage space, cold storage plants, grain elevators and/or bulk cargo loading and/or unloading structures, landings and receiving stations, used for the transmission, care and convenience of cargo and/or passengers in the interchange of same between land and water carriers or between two water carriers.

130. SEAPORT DEPARTMENT

The department of Miami-Dade County created to operate, manage and develop the Seaport and terminal facilities of Miami-Dade County.

131. SHIP AGENT

The vessel representative responsible for the collection and payment of all charges assessed on a vessel for which they file a Request for Ship's Berth Assignment and provide accurate manifest documentation. All Ship Agents must be bonded and permitted by the Seaport Department to transact business at the Port of Miami.

132. SMALL BOAT

A vessel having a container/trailer capacity of 750 TEUs or less.

133. SMALL PASSENGER VESSEL

A passenger vessel with an overall length of less than 300 feet shall be deemed a "Small Passenger Vessel."

134. TARIFF

A publication containing the rates, charges, rules regulations and practices of any Person carrying on the business of furnishing wharfage, dock, warehouse, or other marine terminal services or facilities in connection with a common carrier by water in the United States or its possessions.

136. TERMINAL STORAGE

The service of providing warehouse or other terminal facilities for the storing of inbound or outbound cargo, including wharf storage, shipside storage, closed or covered storage, open or ground storage, bonded storage and refrigerated storage, after storage arrangements have been made.

137. USAGE

The use of the terminal facility by any rail carrier, lighter operator, trucker, shipper or consignees, their agents, servants, and/or employees, when they perform their own car, lighter or truck loading or unloading, or the use of said facilities for any other gainful purpose for which a charge is not otherwise specified.

138. VESSEL

Except as otherwise provided in individual items, the term "vessel" means floating craft of every description and shall include in its meanings the term "owners and agents" thereof.

139. WHARF DEMURRAGE

A charge assessed against cargo remaining in or on terminal facilities after the expiration of free time unless arrangements have been made for storage. Wharf demurrage is also applicable to cargo remaining in or on terminal facilities after expiration of an authorized storage period.

140. WHARFAGE, CARGO (C)

A charge, assessed against the cargo or vessel on all cargo passing or conveyed over, onto, or under wharves or between vessels (to or from barge, lighter, or water), when berthed at a wharf or when moored in slip adjacent to wharf. Wharfage is solely the charge for use of wharf and does not include the provision of shore power, water, or any other utility or utility related service to the vessel, nor does it include charges for any other service.

141. WHARFAGE, PASSENGER (C)

A charge assessed against a passenger on a vessel, other than a crew member, when embarking from or debarking to port property. Passenger wharfage is solely the charge for use of wharf and other passenger facilities and does not include the provision of shore power, water, or any other utility or utility related service to the vessel, nor does it include charges for any other service.

Section Two: General Rules & Regulations

Applicability of Tariff

200. APPLICATION OF TARIFF AND SUPPLEMENTS

The charges, rates, rules and regulations published in this tariff shall apply equally to all users of, and all traffic on the waterways and/or facilities owned and/or operated by Miami-Dade County, Florida under the jurisdiction of the Seaport Department, on and after the effective date of this tariff or any supplements thereto provided, however, that to the extent a separate and effective written contract approved by the Miami-Dade Board of County Commissioners expressly or specifically supersedes one or more items, rates, or provisions of this Tariff, the expressly or specifically superseding contract term(s) or rate(s) shall exclusively control, but only to the limited extent particular items, rates and/or provisions of this Tariff are expressly or specifically superseded thereby, with all non-superseded items, rates, and provisions of the Tariff (as may be amended by County from time to time) remaining applicable notwithstanding the existence of a Board-approved and Port related written contract.

Should there be any matter requiring clarification or interpretation of any tariff item, the Seaport Director, by delegation from the County, shall be the sole judge as to the application and interpretation of this tariff.

The Seaport Director shall have the authority to deny, cancel, refuse, suspend or revoke a company's permit when that company has violated tariff rules and regulations or has violated established Port procedures, or has withheld or falsified information, or has been involved in any type of unlawful activity.

202. CONSENT TO TERMS OF TARIFF

The use of the waterways and piers, wharves, bulkhead, docks and other facilities under the jurisdiction of the Seaport Department shall constitute a consent to the terms and conditions of this tariff, and evidence an agreement on the parts of the vessels, their owners and agents, and other users of such waterways and facilities to pay all charges specified in this tariff and be governed by all rules and regulations published herein provided, however, that to the extent a separate and effective written contract approved by the Miami-Dade Board of County Commissioners expressly or specifically supersedes one or more items, rates, or provisions of this Tariff, the expressly or specifically superseding contract term(s) or rate(s) shall exclusively control, but only to the limited extent particular items, rates and/or provisions of this Tariff are expressly or specifically superseded thereby, with all non-superseded items, rates, and provisions of the Tariff (as may be amended by County from time to time) remaining applicable notwithstanding the existence of a Board-approved and Port related written contract.

204. APPEALS

A right of administrative review exists for actions or inactions of the Port Director and/or the Department pursuant to Section 28A-7, Code of Miami-Dade County.

Administrative Restrictions, Limitations and Requirements

210. GENERAL RESTRICTIONS AND LIMITATIONS

The Seaport Department is not obligated to provide storage or accommodation for property which has not been transported, nor is intended to be transported by water to or from the Port; nor is it obligated to provide extended storage or other services beyond reasonable capacity of the facilities; nor is it obligated to provide extended storage for any property in the course of normal operations, beyond a period of time determined by the Port Director.

The Seaport Department is not obligated to accept any cargo, either inbound or outbound, which is not compatible with the accepted objectives of the Port and the established assurances to the community. The refusal of any such cargo is discretionary with the Port Director.

The Seaport Department is not obligated to issue any permit, including stevedore permit or renewal. The Seaport shall consider other factors such as the granting or renewal of a permit does not lead to duplication of services that could lead to destructive competition or a reduction of the quality of services to our customers and persons using the Port of Miami-Dade and its facilities, and does not lead the Port of Miami-Dade to uncertainty, disruption and/or unstable environment in the rendering of such services.

211. PORTMIAMI PERSONNEL FEES (A)

Port Related Industry and Special Events and Port User Requests for Port Services. Seaport users, customers, and tenants requesting, reserving or otherwise using PortMiami facilities or services, or both, for Port related industry or special events or otherwise shall be responsible for all applicable Tariff fees and requirements, including, without limitation, the costs of all Port provided or necessitated services, to be determined based on the below-listed rates, with a minimum of four (4) hours per event or requested service. Over time rates may apply depending on the length and hour of the event. The fee may be waived or reduced, in whole or in part, at the discretion of the Port Director for County or Seaport sponsored events.

Rates, per hour, per employee, with a minimum of 4 hours per event

	Regular Hours	Overtime Hours
Cruise Operations Escorts	$~~30.90~~31.83	$~~47.38~~48.80
Maintenance Mechanic	$~~51.50~~53.05	$~~77.25~~79.57
Mechanic Supervisor	$~~60.77~~62.59	$~~91.67~~94.42
Painter	$~~43.26~~44.56	$~~64.89~~66.84
Electrician	$~~61.80~~63.65	$~~92.70~~95.48
Carpenter	$~~59.74~~61.53	$~~89.61~~92.30
Custodial Worker	$~~32.96~~33.95	$~~50.47~~51.98
Custodial Worker Part Time	$~~19.57~~20.16	$~~28.84~~29.71
Labor Supervisor 2	$~~49.44~~50.92	$~~75.19~~77.45
Semi-Skilled Laborer	$~~37.08~~38.19	$~~56.65~~58.35

	Regular Hours	**Overtime Hours**
Laborer	$~~41.20~~42.44	$~~60.77~~62.59
Auto Equipment Operator 2	$~~48.41~~49.86	$~~72.10~~74.26
Office Support Specialist	$~~33.99~~35.01	$~~50.47~~51.98
Seaport Facilities Supervisor	$~~71.07~~73.20	$~~106.09~~109.27
Security SES	$~~60.77~~62.59	$~~91.67~~94.42
Security SES 2	$~~73.13~~75.32	$~~109.18~~112.46

212. DISCLAIMER FOR LOSS OR DAMAGE

The Seaport Department shall not be responsible for any damages to freight being loaded, unloaded, handled, stored, or otherwise present on its facilities, or for loss of any freight or for any delay to same.

The Seaport Department shall not be responsible for any loss or damage to freight on or in its facilities by reason of fire, leakage, evaporation, natural shrinkage, wastage, decay, animals, rats, mice, other rodents, moisture, the elements, discharge of water from sprinkler fire protection systems, or by or from any other cause.

The Seaport Department shall not be responsible for delay, loss or damage arising from riots, strikes, or labor disturbances of any persons, or for any loss due to pilferage or thievery, or to any other cause.

The Seaport Department shall not be responsible for any personal injuries or death resulting from any cause whatsoever on its properties or facilities.

The Seaport Department shall not be relieved from liability for occurrences which are caused solely by its own negligence.

213. PLACEMENT GOODS NOT TO BE BAILMENT

The placing of property of any nature, including cargo on Seaport property pursuant to this tariff shall not be construed under any circumstances as a bailment of that property, and Miami-Dade County, its officers, employees, and agents, shall not be considered as bailee of any property whatsoever.

214. ABANDONED CARGO

Any cargo on which charges have not been collected within 90 days shall be considered abandoned cargo. The Seaport Department reserves the right to remove any or all such property to another part of the premises or remove it and place in storage off the Port at the risk and expense of the owner. The Seaport Department may retain possession of the property until all charges have been paid. When the Port Director determines final abandonment of cargo in any instance, he shall dispose of same under established County procedures.

215. PORTMIAMI ADMINISTRATIVE FEE

A twenty percent (20%) administrative fee may be charged for (i) every special service contract/agreement Seaport staff is asked to execute and manage on behalf of a port user or (ii) any cost incurred by or on behalf of the Seaport when exercising its rights under Tariff Item 260 or other self-help rights set forth in this Tariff No. 010 or otherwise. Special services could include, but are not limited to, requested Customs and Border Patrol, security, maintenance, repair, custodial and/or stevedoring services.

216. FURNISHING CARGO & CRUISE STATEMENTS AND VESSEL REPORTS (C)

All vessels, their owners and agents, and all other users of the waterways and facilities, shall furnish the Port Director copies of inbound or outbound manifest or other documents in a form satisfactory to the Port Director, or a full and correct statement, signed and certified to, on blanks furnished by the Seaport Department, showing weights or measurements of the various items discharged or loaded and the basis on which freight charges are assessed, within ten days after the arrival and/or departure of vessels, excepting Saturdays, Sundays and holidays.

~~It~~ For cargo vessels, it is the stevedores' responsibility to provide the Port of Miami-Dade with complete loading and discharge guides to verify the vessel manifest(s). Companies holding an active stevedoring permit at PortMiami are required to submit their final vessel loading and discharge reports for all vessels worked at the Port no later than ~~2~~ two calendar days after vessel departure in a format acceptable to the Port Director. Arrangements to submit said reports are to be coordinated with the Port's Cargo Operations division.

217. LATE DOCUMENTATION ON SERVICE FEE

A service fee of one-half of one percent (1/2 of 1%) of total charges resulting from the calculation of charges reflected on such documents, for each 24-hour period or fractional part thereof, including Saturdays, Sundays and holidays, will be assessed for incomplete, incorrect, non-certified or late submission of documentation required for entry to the Port or for the calculation or verification of Port charges. This service fee shall be assessed in addition to all other penalties imposed by this tariff. The minimum service fee is ten dollars ($10.00).

218. PAYMENT OF BILLS

All charges assessed under this tariff are due as they accrue, and invoices issued by the Port are due and payable upon presentation.

All invoices being disputed by or on behalf of port users, customers, or either's respective agents or employees must be disputed within 30 days of the invoice date.

Any invoice remaining unpaid the last day of the month following the month billed is delinquent, and the Port users billed will be placed on a delinquent list.

A delinquent invoice is subject to a late fee of one and one half percent (1-1/2%) simple interest for each month that said invoice remains delinquent at end of the month.

If collection procedures are pursued, an additional collection fee of up to 30% of the amount of the delinquent invoice will be added to the invoice amount. This collection fee will reimburse the Port for any amount due or paid to the Miami-Dade Finance Department for their collection effort. Payment of an invoice at PortMiami after the invoice has been sent to the Miami-Dade Finance Department for collection does not waive the collection fee.

Collection procedures include, but are not limited to, sending the delinquent invoice to the Collection Division of the Miami-Dade Finance Department at 111 NW 1st Street, 26th Floor, Miami, Florida 33128.

Payment for returned checks dishonored by the bank (NSF) shall be made pursuant to Florida Statute (F.S. 832.07). In the event where a Port user has presented more than one (1) NSF check to the Port for payment, the Port Director, at his discretion, may require the Port User to pay the Port via a cashier's check, payable from a local bank, or an alternative method of payment approved by the Port Director or his designee.

The Port assigns the responsibility for the collection and payment of all charges assessed on a vessel to the Ship's Agent Company authorized by the Seaport Director to file the Request for Ship's Berth Assignment for the vessel. The Port must be paid according to the terms stipulated in this tariff item regardless of when the Ship's Agent, vessel, its owners or agents are reimbursed.

The Port reserves the right to refuse the use of Port facilities and services to any Port user on the delinquent list and to demand payment of charges in advance before further services will be performed or facilities used.

Sales Tax

Rates and charges contained in this tariff are exclusive of any sales tax. Applicable sales taxes shall be paid to the Port at the time and by the entity responsible for payment of the tariff charges for which the tax is imposed.

Applicable sales taxes are further explained in Florida Statute Title XIV, Chapter 212 "Tax on Sale, Use, and Other Transactions". Current sales tax rate is 6.8% on Commercial Real Property Rental, and 7% on everything else.

Cruise and cargo shipping lines may elect to pay all invoices directly to the Port. Shipping lines choosing direct billing may contact the Port's permit section to set up the account, which still requires a permit, insurance coverage and payment guarantee, as per Items 714 and 222 of the Tariff.

On-Line Payments

Invoices can be paid on-line using the Port's SeaPal online service via e-checks. The Port also offers online payments for account replenishment for ground transportation using e-checks. There are no processing charges for any e-check transactions.

Parking and Ground Transportation invoices can also be paid online using a credit card subject to a 2.5% fee payable at the time of payment. This applies only to Parking and Ground Transportation invoices, all other invoices and fees can only be paid online using SeaPal via e-checks. As mentioned above, there are no processing charges for any honored and successful e-check transactions.

All ground transportation companies are required to pay for trip fees using the online services, using either the account replenishment method or making a payment on a one-time basis. For companies that infrequently visit the Port, less than 5 times per year, prior arrangement for a trip and payment must be made and communicated through the permit section at the Port before the company's vehicle(s) visit the Port.

Shipping companies, cruise and/or cargo, or their agents, are required to pay all invoices via wire transfer or using the Port's SeaPal online payment service.

All e-check transactions which are dishonored by the servicing bank due to nonsufficient funds (NFS), will also be treated pursuant to Florida Statute (F.S. 832.07) and as previously noted in this section.

219. TEMPORARY EMERGENCY CHANGES TO TARIFF

The Seaport Director shall have the authority to implement emergency temporary changes to this Tariff to remain competitive with other ports. These temporary changes must be consistent with the provisions of Item 200, be documented and submitted to the Office of the Miami-Dade County Mayor, with copies to the County Finance and Budget Directors, and require a prior written finding by the Seaport Director that such changes will not result in the Seaport producing less Revenues (as defined in the Seaport's Bond Ordinance (Ord. No. 88-66) as amended) unless, in the opinion of the Seaport Director, overall Port rates, fees, rentals and other charges, as so changed, revised, or reduced, will produce sufficient Revenues to comply with the coverage and other requirements set forth in Section 501(c) of Ordinance 88-66 as amended.

If such temporary changes are to remain in place for a period of over twelve months or more than one fiscal year, they shall be submitted to the Board of County Commissioners for approval as part of the Seaport's budget for the following fiscal year.

220. ACCESS TO RECORDS

All vessels, their owners and agents, and all other users of the waterways and facilities, shall be required to permit access to manifests of cargo, passengers, railroad documents, and all other documents for the purpose of audit for ascertaining the correctness of reports filed, or for securing the necessary data to permit correct estimate of charges.

221. INDEMNIFICATION

All users of Port facilities shall indemnify and hold harmless the County and its officers, employees, agents and instrumentalities from any and all liability, fines, losses or damages, including attorneys' fees and costs of defense, which the County or its officers, employees, agents or instrumentalities may incur as a result of claims, demands, suits, notices of violation, causes of actions or proceedings of any kind or nature arising out of, relating to or resulting from the users' use of Port facilities. All users of Port facilities shall pay all claims, fines and losses in connection therewith and shall investigate and defend all claims, suits or actions of any kind or nature in the name of the County, where applicable, including appellate proceedings, and shall pay costs, fines, judgments and attorneys' fees which may issue thereon, provided the County shall have given reasonable written notice of such matter with full right to defend and shall cooperate in such defense.

222. PAYMENT GUARANTEE

Users of the Port facilities are required to furnish the County with a Payment Guarantee, insuring the County against loss of any funds and indemnifying the County in full for the payment of bills that accrue as a result of dockage, notices of violation, cargo and passenger wharfage, water sales, storage, rentals, leases, warehousing, wharf demurrage, track rentals, electric current and any other charges that may accrue for services rendered by the County. The Port Director is authorized to determine and fix the amount of the required Payment Guarantee. The Port Director is also authorized to designate the persons who shall be required to post the bond required by this section.

Standard Lease (boilerplate) Agreement Lessees shall furnish to the Port a payment guarantee prior to occupancy of the leased space equivalent to the duration of the cancellation notification: thirty (30) days for a month to month lease term and ninety (90) days for 1 to 5-year lease terms. Lessee may elect to post said guarantee as an Indemnity Bond (Bond), an Irrevocable Letter of Credit (ILC) or via company check, provided the Bond or ILC (as applicable) is in a form acceptable to the County.

223. EMERGENCY TARIFF WAIVER FOR HURRICANES AND NATURAL DISASTERS

The Seaport Director or his designee, at his sole discretion, shall have the right to reduce or waive applicable Port fees for donated humanitarian relief efforts in case of a declared emergency by the President of the United States, the Governor of the State of Florida, or another state, or for a natural disaster suffered by a country served by an ocean carrier and/or cruise line customer of PortMiami.

Such waivers and/or reductions may include dockage, wharfage and crane rates per participating ocean carrier or cruise line. In lieu of Tariff rates, the Director shall have the right to reduce or waive rates set forth in the various County-approved cargo terminal agreements and/or approved agreements with cruise lines.

Such waivers and/or reductions shall be limited to those ocean carriers and/or cruise lines who are also waiving their transportation fees for donated hurricane relief supplies relating to food, lodging, medicine, construction materials and equipment, and/or resources provided by governmental or charitable

agencies. In order to qualify for such waiver or reduction, the participating ocean carrier or cruise line must verify and provide documentation to the Port, including a manifest or certified statement identifying those items that may qualify for such waiver or reduction.

224. INSURANCE

The rates and charges published in this tariff do not include any insurance of any nature. All permitted users of the Port facilities are required to carry both Comprehensive General Liability Insurance and Auto Liability Insurance. Certificates of Liability Insurance must show Miami-Dade County as Certificate Holder and indicate that insurance coverage meets the following minimum requirements: (1) Commercial General Liability Insurance on a comprehensive basis in an amount not less than $300,000 combined single limit per occurrence for bodily injury and property damage; and (2) Automobile Liability Insurance in an amount not less than $300,000 combined single limit per occurrence for bodily injury and property damage. Miami-Dade County must be shown as an additional insured with respect to both polices. Additional coverage may be required pursuant to other sections of this Tariff. Cartage companies are required to carry a minimum of $1,000,000 liability insurance.

Companies unable to provide valid proof of insurance (other than TNCs/TNEs) will be immediately required to cease operations and will have their permits automatically suspended until valid proof of insurance is received and validated by the Permits Section. Companies falsifying insurance documentation will be automatically subject to a $1,000 fine and the immediate suspension of the permit for a duration determined by the Port Director or designee.

Insurance Requirements for Cartage Companies

All cartage companies doing business at PortMiami must comply with the insurance requirements set forth in Section 224 of this Tariff and must provide the Permits Section with a Certificate of Liability Insurance listing all insured drivers and vehicles. Any and all changes to the company's driver/fleet schedule must be reported immediately. It is the company's responsibility to maintain their company's driver and insurance records up to date. Failure to do so may result in the suspension of the company's permit for a period determined by the Port Director or designee.

Information submitted by the insurance company and/or the managing general agent concerning insured drivers/vehicles will be compared to the Port's identification system as to the number of issued Port ID cards. Any discrepancies must be remedied within two (2) business days after notice from the Port, or in the event a permit holder has a discrepancy more than twice in a fiscal year, a fine of $1,000 will be assessed for the first violation. The second violation will result in the suspension of the permit.

All drivers renewing their Port identification cards must show proof of insurance and/or approval of insurance to the Port's Identification & Credentialing Section. A cartage company's failure to report a change in an employee's work status (termination) within 7 days after the change may result in suspension of the Port business permit. Reactivation and addition of any cartage company's drivers will be granted only after verifying that the cartage company is in compliance with the insurance requirements.

If a driver and truck fail to prove insurance coverage on any spot check while at the Port, the vehicle and driver may be required to leave the Port immediately.
All cartage company drivers wishing to work for two companies on one (1) Port identification card must show endorsement and proof of insurance coverage covering the driver's work for each such cartage company from both companies of record.

Insurance Requirements for Stevedores

All stevedores are required to furnish certificates of insurance to the Port and to the crane maintenance management company (Port of Miami Crane Management, Inc.) who reserves the right to deny use of the crane(s) to any firm supplying false, incomplete or misleading insurance information.

Stevedores Legal Liability Insurance and Comprehensive General Liability Insurance coverage shall be provided as liability against damages resulting from loading and unloading vessels by the stevedore. This insurance shall be a minimum of $5,000,000.00 for each occurrence. Insurance coverage must include USL&H (United States Longshoremen and Harbor Association) coverage as required by the Longshore Act.

Miami-Dade County, Florida (Port of Miami-Dade) and the crane maintenance management company shall be named as additional name insureds.

These requirements are in addition to previous insurance requirements per other sections of this tariff.
The above insurance policies shall not be canceled or allowed to expire until thirty days after the PortMiami has received written notice thereof from the insurance carrier.

226. RETURNED CHECK SERVICE FEE

A service fee will be assessed for the collection of a dishonored check, draft, or other order for the payment of money to the Port of Miami-Dade, including for collection of unsuccessful or dishonored e-checks transactions, in accordance with the rate structure established by Miami-Dade County, in Administrative Order 4-86. This service fee shall be in addition to all other penalties imposed by this tariff.

227. INAUGURAL ACTIVITIES

In order to promote PortMiami, attract new business and remain competitive with other ports, upon written request, the Seaport Director may authorize a reduction or waiver of dockage (not to exceed three days), passenger wharfage, and harbor fees for inaugural activities for vessels to be homeported in Miami.

Upon receipt of an advance written request, prior to the vessel's first call, to waive or reduce fees for inaugural activities, the Seaport Director may authorize such waiver or reduction under the following conditions:

A. Vessel is new to the Port of Miami-Dade;
B. Vessel will be homeported at the Port of Miami-Dade for the first time; and
C. Inaugural activities are limited to no more than three sailings and are promotional in nature with non-revenue customers only.

Section Three: Rules & Regulations for Vessels

Navigation

230. ANCHORAGE OR OBSTRUCTION IN TURNING BASINS AND CHANNELS

It shall be unlawful for any person, firm or corporation whether as principal, servant, agent, employee, or otherwise, to anchor any vessel, boat, barge or other watercraft of any kind in any of the turning basins or channels in the Port of Miami-Dade, or to otherwise obstruct navigation, except in cases of actual emergency.

232. LIGHTS AT NIGHT

All vessels, barges or other watercraft, while anchored, moored, or maneuvering in the waterways of the Port of Miami-Dade, must at all times of the night show proper lights.

234. POLLUTION OF AIR AND WATER

It shall be unlawful for any person, firm or corporation to deposit, place or discharge into the waterways of the Port of Miami-Dade, any ballast, dunnage, sanitary sewage, butcher's offal, garbage, dead animals, gaseous liquid or solid matter, oil, gasoline, residuum of gas, calcium, carbide, trade waste, tar or refuse, or any other matter which is capable of producing floating matter or scum on the surface of the water, sediment or obstruction on the bottom of the waterways, or odors or gases of putrefaction.

All vessels and all persons using Port facilities shall take every precaution to avoid pollution of the air. County air pollution control procedures will be strictly enforced.

In addition to these regulations, all appropriate federal, state and local laws, rules or regulations pertaining to air and water pollution shall be rigidly observed.

In the event of a pollutant spill onto the property or into the waterways at the Port of Miami, the party(s) responsible for the spill shall take immediate actions to clean up the spill, regardless of where the spill occurs and regardless of whether the spill occurs on land leased or otherwise controlled by such party(ies). Cleanup is to be accomplished in the shortest time possible, using industry approved methods, so as to limit in every way possible, damage to the environment.

In any instance where it is determined by the Port of Miami that cleanup efforts are not being undertaken in a timely and/or adequate manner by the responsible party(s), the Port of Miami may order resources, as necessary, to commence and complete the pollutant spill cleanup. In such cases, the full cost of the cleanup plus an administrative fee of 15% will be charged to the responsible party(s). In instances where a vessel is a responsible party, full payment of the cleanup costs, including administrative fee, must be paid by the franchised agent or vessel representative before the vessel will be permitted to sail from the Port of Miami. In instances where a vessel is prohibited from sailing due to failure to pay cleanup costs as prescribed by this Item, dockage charges will continue to be applied until such time as vessel sails from

the Port of Miami. In the event any oil or hazardous substance is discharged or released into or upon any navigable waterway in a harmful or reportable quantity, the responsible party shall immediately notify the National Response Notification Center (1-800-424-8802) per USCG Requirements.

236. SPEED

It shall be unlawful for vessels or other watercraft to proceed at a speed which will endanger other vessels or structures or to cause wake damage. All applicable federal, and local rules and regulations apply.

Berthing

240. APPLICATION FOR BERTH

The agent for a vessel desiring a berth at the Port of Miami-Dade shall, as far in advance of the date of docking as possible, make application to the Port of Miami-Dade berthing office in writing or electronically in the manner prescribed for a berth specifying the name of vessel, size, the date and estimated time of arrival, date and time of sailing, and the nature and quantity of cargo, if any, to be loaded or unloaded.

A rail operator or the agent for same desiring temporary use of any on-Port rail track or facility, or both, shall, as far in advance of the desired date as possible, make application to the Port of Miami-Dade in writing or electronically in the manner prescribed for a track and/or other requested rail facility specifying the date and times of such use and the specific track(s) and facilities sought, the length of train, and any other information that may be requested by the berthing office or other Port staff.

241. ASSIGNMENT OF BERTH AND RAIL FACILITIES

All berthing and rail track and facility assignments shall be made by the Seaport Department and must be rigidly observed.

Any vessel which does not adhere to an established arrival schedule and conflicts with berth assignments previously made may, at the discretion of the Port, be assigned an alternate berth or await the vacancy of a preferred berth.

Port of Miami-Dade reserves the right to assign berths, tracks, and rail facilities for the optimal utilization of the Seaport's facilities and may impose time limits and other conditions in connection with the assignment of Port berths, gantry cranes, railroad tracks, and/or other Port facilities.

242. CHANGE OF BERTH

Every vessel, boat, barge or other craft must, at all times, have on board a person in charge with authority to take such action in any actual emergency as may be necessary to facilitate common navigation or commerce, or for the protection of other vessels or property. The Port Director has discretionary authority to order and enforce the removal or change the berth or location of any vessel, boat, barge, or other water craft at its own expense, to such place as he may direct, for the purpose of facilitating

navigation or commerce, or for the protection of other vessels or property, and it shall be unlawful for the master, owner or agent of such vessel to fail, neglect, or refuse to obey any such order.
If there is no responsible person available, or if the person in charge refuses to shift the vessel as directed, the Seaport Department shall have the vessel shifted at the risk and expense of the vessel.

243. UNAUTHORIZED BERTHING

Any vessel berthed in an unauthorized manner or shifted without approval of the Seaport Department shall be subject to an assessment in the amount equal to twice the published dockage fee. Such vessel may be moved to a properly designated berth without notice by the Seaport Department at the owner's risk and expense.

244. VESSEL TO BE CONTINUOUSLY WORKED

Any vessel accepted for berthing at the Port of Miami-Dade may be required to be worked continuously to completion, even with overtime, if necessary, when the assigned berth or the Port of Miami-Dade is declared congested by the Port Director.

Any vessel refusing to honor this requirement shall be considered as unauthorized berthing and the provisions of Item 243 shall apply.

245. VESSEL FIRE NOTIFICATION

In case of fire on board a vessel docked in Port, such vessels should sound a continuous ringing of ship's electrical bell or continuous sounding of ship's horn, to indicate a fire on board, or on the wharf at which the vessel is berthed. Such signal should be repeated at intervals to attract attention and be used as an additional method for reporting a fire.

246. MAN OVERBOARD

When a person falls overboard, the ship internal alarm bell should sound three (3) long rings and ship whistle should blow three (3) long blasts to notify the crew on board and the other ships in nearby vicinity.

247. TUG REQUIREMENTS (I)

All tug companies holding a business permit with the Port of Miami must have at least one tractor tug in their fleet available at the Port. Should the permitted company determine that a named tug is to be temporarily taken out of service for repairs, dry docking, temporary re-assignment, or permanently relocated from the Port, a substitute tug of equal or greater capabilities must be available at the Port prior to the removal of the tug being replaced at the permitted company's expense. In all cases, the permitted company must, prior to taking such action, notify the Port Director or designee in writing of the planned change(s). Only after receiving concurrence from the Port Director or designee, can the change(s) be made. Said concurrence will not be unreasonably denied. When an additional tug is required by the Biscayne Bay Pilots guidelines, a tug company operating in PortMiami must provide additional equipment when given reasonable notice. Failure to provide a substitute tug and hindering cargo and/or cruise operations may result in a $5,000.00 disruption fee per impacted cargo/cruise call.

Minimum Tug Assist Vessel Requirements – Per Individual Company

- At least one (1) operational 6,500 horsepower; 80 ton
- Have adequate vessel fenders to sufficiently and safely perform all berthing assistance and maneuvers with each class of ship and barge
- Be equipped with multiple frequency bridge-to-bridge transceivers for communicating among ships and barges, tug, PortMiami Berthing Office, and harbor pilots
- Must comply with all applicable United Stated Coast Guard inspection, safety, and other requirements and minimum standards applicable to tugs or other towing vessels.

Section Four: Rules & Regulations for Wharves

Allocation of Space

250. GENERAL

The Port Director shall control the allocation of the space, covered or open on the Seaport properties. All persons using port property in any manner shall strictly comply with such allocations. The Port Director is authorized to move freight or other articles, at owner's or agent's expense, in order to enforce this item.

In all cases, the objective of space allocation is to ensure maximum flexibility and utilization of available space, both covered and open, and the Port Director shall be the sole judge in the matter.

252. LEASING

Where leasing is involved as for office, warehouse or open ground space, normal County procedures and requirements shall be followed in addition to those set out in this tariff.

254. THIRD PARTY CONTRACTS

Users of the port properties shall not assign or transfer any right or privileges granted to it under the terms and conditions of any contractual agreement to which it is a party with the County, nor shall the users of the port enter into a contract with a third party involving the use or allocation of Seaport properties without the prior written approval of the Port Director.

Wharves

260. CLEANLINESS OF PREMISES (A)

All stevedores, terminal operators, vessels and their owners, agents, and all other users of the facilities shall be held responsible for the general cleanliness of their property which has been allocated, assigned or leased to them. This shall include those parts of the aprons, gutters, rail docks and truck docks used in connection with any specific loading, unloading or handling operations and yards.

If such users do not properly clean the facilities or property they have been using or assigned, the Port Director may order the property cleaned and placed in good order and charge the users responsible at the following charges:

Sweeper and staff..... $~~206.00~~212.18 per hour
Overtime (hour x 1.5)..... $~~309.00~~318.27 per hour
Holidays (12 per County)..... $~~412.00~~424.36 per hour
Or
The Port Director, or his designee, may elect to utilize a third party (janitorial company, etc.) to effect the needed cleaning/housekeeping operation at the going rate at the time normally charged by the company selected plus a 20% administrative fee as calculated on the total of any invoice/s submitted by the company for the services rendered.

Tenants unable to perform these services may request these services on an as needed or regularly scheduled basis through the Seaport's Facilities Maintenance Division. These rates will require review annually.

261. BOAT CRADLE REMOVAL

It is the responsibility of the stevedoring company to remove, or have removed, any empty yacht/boat cradles from the dock aprons and other common use areas within the Port of Miami no later than 24 hours following the yacht/boat being removed from the cradle. Failure to comply will result in a charge of $800.00 per day, per cradle, until removed. This fee will be assessed to the responsible stevedoring company.

262. DAMAGE TO FACILITIES

Vessels, their owners or agents, and all other users of the Port facilities or equipment shall be held financially responsible for any damage sustained while the facilities or equipment are in their control or which are occasioned by them. The Seaport Department may detain any vessel or other watercraft responsible for damage to the facilities until sufficient security has been given for the amount of damage. It shall be the responsibility of the users of the facilities or equipment to report any damages to the Seaport Department immediately.

264. EMERGENCIES

Anyone on the Port property at any time becoming aware of an emergency situation of any nature should call "911" (Miami Dade Police/Fire Rescue) first and then contact Seaport Security by calling 305-329-4049 (PortMiami Security), while taking such immediate direct action as may be appropriate.

266. EXPLOSIVES INFLAMMABLES OTHER HAZARDOUS MATERIALS

Conveyors of Certain Dangerous Cargo (CDC), as defined in the Code of Federal Regulations (CFR) must comply with all CFR requirements and obtain approval from the United States Coast Guard before such dangerous cargo is handled over or received on the wharves or other facilities of the Seaport. Failure to obtain approval shall be construed as an incomplete, inaccurate and/or late submission of documentation, and subject to provisions of Item 217 in this Tariff.

Any cargo, including transshipments, which requires, for transport purposes, special labeling as hazardous, explosive, dangerous, flammable, radioactive, poisonous or gas is not allowed to remain on the Port overnight without prior, written notification to the Port Director or designee. Wharf Demurrage Charges shall apply after 24 hours.

268. LOITERING ON PORT PROPERTY

It shall be unlawful for any Person to loiter upon the properties of the Seaport Department. It shall be unlawful for unauthorized Persons to enter any cargo movement or handling areas, designated cruise operational areas, or any secured/restricted areas under the PortMiami Facility Security Plan.

Persons using the Port facilities do so at their own risk, and the Seaport Department will assume no responsibility for injuries or damages sustained.

270. SIGNS

Painting signs on structures belonging to the Seaport Department is prohibited without prior approval. Signs to be erected on the Port shall be furnished by the Port users and erected or placed by the user after the Port Director shall have approved the design, material and size of said signs. All signs shall be uniform and must comply with all applicable laws, ordinances, and other sign requirements.

272. SMOKING

It is strictly prohibited and unlawful for any Person to smoke inside any building located on the Port, in accordance with the Florida Clean Indoor Air Act of 1987, as amended by the State Legislature in 1992, and the Miami-Dade County Administrative Order No. 8-6, as amended April 7, 1994. Further, smoking restrictions on outdoor smoking may be as posted.

274. SOLICITATION

It shall be unlawful for any Person to solicit or carry on any business on the Seaport property without first obtaining a permit from the Seaport Department of Miami-Dade County as required by this tariff, by Ordinance No. 64-22, and subject to having the required occupational licenses.

276. VEHICLES

It shall be unlawful to park automobiles in any restricted area or to park any automobile, truck, trailer or any other vehicle in loading zones for any longer period than is necessary to load or discharge cargo or passengers. Parking is permitted in PortMiami FSP secured/restricted areas for Federal, State, and local first responders and Miami-Dade County Seaport authorized vehicles, as well as vehicles with a valid Special Dock Permit or Work Zone Authorization.

278. SECURITY

It shall be the responsibility of all Seaport users and tenants to provide their own security personnel when they have cargo or other property on the Seaport that has a high susceptibility to theft. Security personnel so employed and utilized within a secured area/restricted area and/or area of cargo operations shall have in their possession a Seaport identification card issued in compliance with Chapter 28A of the Code of Miami-Dade County Seaport Security and Operations; and a Transportation Worker Identification Credential (TWIC) Card issued in compliance with Transportation Security Administration (TSA) Federal requirements.

All security personnel so employed, whether armed or unarmed, shall be able to converse in the English language, and be licensed by the State of Florida.

Seaport users and tenants intending to utilize security personnel, other than those security companies permitted to do business on the Seaport on a permanent basis, shall provide written notice at least 24 hours prior to their utilization. Such notice shall be addressed to the Seaport Security Division Chief, with a copy provided to the Cargo Operations Duty Officer.

279. USE OF AND RESPONSIBILITY FOR SEAPORT TWIC READERS

To facilitate compliance with certain U.S. Coast Guard regulations requiring owners and operators of certain vessels and facilities to conduct electronic inspections of TWICs as an access control measure, the Seaport Department has procured a volume of certified tamper-resistant biometric credential verification devices (TWIC Readers). Once federal rules mandating the use of TWIC Readers at certain designated secured areas of Port operations become effective, the Seaport Department may make County purchased TWIC Readers available to qualified and permitted security personnel or firms employed or retained by Port users or tenants, on a temporary (bailment) sign-out basis, provided the person(s) or firm(s) signing out such equipment (the bailees) shall be fully responsible for any equipment loss, theft, or breakage, shall return such equipment in good working order no later than the end of each working day on which the equipment was used or as otherwise directed by Seaport staff, and shall comply with all other requirements imposed by the Seaport Department in connection therewith, including, without limitation, requiring security deposits, cash bonds, payment bonds, insurance, indemnification, and/or other forms of payment guarantee.

280. WHARF OBSTRUCTION

Stevedores' tools, appliances, equipment, vehicles, or any other material or object which is not part of the cargo will not be permitted to remain on the wharves and wharf premises, or in the transit sheds, except at the discretion of the Port Director.

Cargo or gear will not be stored on the aprons, in driveways, roadways, on railroad tracks or any other locations that would hamper normal Port operations without specific approval of the Seaport Department.

If not removed when so ordered, it shall be subject to removal by the Seaport Department at the agent's expense, at cost plus 100%.

Section Five: Dockage

Dockage

300. BASIS OF CHARGE

Dockage shall be based on the highest gross registered tonnage or the overall length of the vessel as shown in Lloyd's Register of Shipping, ship registry papers or yard papers. However, the County reserves the right to admeasure any vessel when deemed necessary and use such admeasurement as the basis for dockage.

302. DURATION OF DOCKAGE (R)

Dockage shall commence when a vessel is made fast to a wharf, pier, bulkhead structure, or bank or to another vessel so berthed, and shall constitute one day's dockage for the ensuing 24-hour period or any part thereof. Any part of any subsequent 24-hour period shall be construed as an additional day until such vessel has vacated the berth, provided if a vessel vacates the berth within the first 4 hours of any subsequent 24-hour period, only a half day will be charged for that day. Dockage is based on straight running time. Shifting from one assigned berth to another or sea trials shall not interrupt the straight running time. In the event of multiple daily sailings for the same vessel, only one dockage fee per 24-hour period will be assessed.

303. DOCKAGE FOR CULTURAL, CHARITABLE EVENTS

Upon submission of a written request and at the Port Director's discretion, non-home-ported vessels docked at the port for cultural, educational, and/or charitable events may be exempt from dockage charges.

304. DOCKAGE FOR UNAUTHORIZED BERTHING

Any vessel berthed in an unauthorized manner or shifted without approval of the Seaport Department shall be subject to dockage in an amount equal to twice the published fee. (See also Item 246)

305. DOCKAGE RATES FOR TUGS

The Port will provide non-fixed dockage for berthing permitted tugs engaged in tugboat towing and related services. All berths shall be assigned by the Seaport Operations Berthing Office. The Port reserves the right to move or rotate the berth locations to accommodate commercial shipping and/or cruise traffic.

306. DOCKAGE CHARGES EXCEPT GOVERNMENT VESSELS AND OCEAN RESEARCH VESSELS (A)

Cruise passenger vessels shall be assessed dockage on the basis of each gross registered ton per 24-hour period or fraction thereof at the rate of.....$0.~~42~~433

Intercoastal Tug and Barge Lines providing container service between Miami and other continental U.S. ports will not be assessed dockage charges while they are loading or discharging containers. Special rates for these services are listed under Cargo Wharfage Charges.

All other vessels shall be assessed dockage based on gross registered ton per 24-hour period or fraction thereof at the rate of ..... $0.~~42~~433

In the absence of reliable tonnage data, vessel shall be assessed for each lineal foot per 24-hour period or fraction thereof at the rate of ..... $~~4.03~~4.15

* Excluding inaugural activities for homeport ships at the discretion of the Port Director, as per Item 227.

308. DOCKAGE CHARGE FOR MILITARY, HISTORICAL, HERITAGE VESSELS (A)

U.S. Naval vessels, U.S. Coast Guard, foreign Naval vessels, and historical and/or heritage vessels visiting the Port of Miami-Dade, shall be assessed dockage on the basis of each displacement ton per 24-hour period or fraction thereof at the rate of ..... $0.~~28~~29

309. DOCKAGE CHARGES FOR OCEAN RESEARCH VESSELS (A)

Ocean research vessels shall be assessed dockage on the basis of each gross registered ton per 24-hour period or fraction thereof at the rate of ..... $0.~~30~~31

310. MINIMUM CHARGE (A) (C)

The minimum charge for dockage, per day or fraction thereof, shall be Two Hundred ~~Fifty Dollars~~Seventy-five Dollars ($~~250.00~~275.00).

311. BERTHING FOR CLEARANCE

Vessels docking only for U.S. Customs, Immigration and Naturalization Service or Agriculture Department clearance will be granted two-(2) hours free time. After the initial two-(2) hour free period, regular applicable dockage rates shall apply per 24-hour period or fraction thereof.

312. DOCKAGE RATES FOR VESSEL WET DOCKING (D)

Upon approval of the Port Director, with written application to the Port Director or designee, when proper berthing space is available, vessels calling for the purpose of wet docking, for repair or lay up, bunkering, sludge/garbage disposal, water intake and provisioning, the following dockage rates will apply:

From day one ..... 50% of Tariff, per day

~~For cruise vessels subject to the U.S. Centers for Disease Control and Prevention COVID-19 related No Sail Order dated April 9, 2020, as same may be extended, ... 20% of Tariff, per day~~

Notwithstanding the foregoing paragraph, on any days during which passengers embark or disembark, or cargo is loaded or unloaded, dockage will be charged at 100% of Tariff.

313. DOCKAGE CHARGES FOR MIAMI-DADE COUNTY AGENCIES

All Miami-Dade County agencies/departments shall be assessed a monthly dockage fee of ..... $500.00 per month

Each additional vessel from the same agency shall be assessed a monthly dockage fee of $250.00

Section Six: Wharfage

Wharfage

404. SHIP'S STORES

No charge for wharfage will be made on ship's stores.

405. CALCULATION OF CARGO TONNAGE

Only full tons will be used when calculating cargo tonnage subject to wharfage rates. Manifest weight totals expressed in pounds will be converted to the nearest full ton as follows: Fractions over a full ton, but less than 0.5 (2) will be dropped; when 0.5 or more, the next highest ton figure will be used.

406. CARGO WHARFAGE CHARGES (A)(C)(R)~~(A)~~ (D)

ALL ARTICLES – not otherwise provided for, per ton ..... $~~3.48~~3.58
AUTOMOBILES AND MOTORCYCLES, per unit ..... $~~11.59~~11.94

BUSES & TRUCKS, per unit ..... $~~17.39~~17.91
OTHER HEAVY EQUIPMENT, per ton ..... $~~3.48~~3.58

OPEN FRAME TYPE CAR CARRIERS, single or multiple, each ..... $~~3.48~~3.58

TRAILERS of any type (exclusive of loaded cargo), tare weight, per ton ..... $~~2.33~~2.40

CONTAINERS of any type, empty or full (exclusive of bins with personal goods), per TEU ..... $~~42.35~~43.62

YACHTS/BOATS, whether off-loaded or on-loaded onto pier or water, per foot,
up to 25 ft ..... $~~3.48~~3.58
over 25 ft ..... $~~12.75~~13.13
Minimum Invoice $32.00

TRANSSHIPMENT RATES
~~Per container~~Per TEU (inclusive of wharfage and tare rates, and, as to cargo subject to dockage-inclusive TEU rates, if so, provided in applicable cargo terminal agreements with the County, inclusive of dockage as well) ..... $~~20.00~~18.00

PERSONAL GOODS, per bin, wheeled or not wheeled, weighing less than one (1) ton
Loaded in the ship's hull (in lieu of a container charge) $10.00

407. PASSENGER WHARFAGE CHARGES FOR SMALL PASSENGER VESSELS (A)

All passengers, same vessel, Embarking onto a Small Passenger Vessel, which berths at PortMiami a minimum of 175 calls in a given Fiscal Year (including security charge), per passenger..... $~~5.44~~5.60

All passengers, same vessel, Debarking from a Small Passenger Vessel, which berths at PortMiami a minimum of 175 calls in a given Fiscal Year (including security charge), per passenger..... $~~5.44~~5.60

The Small Passenger Vessel wharfage rates set forth in this Tariff Item 407 shall only apply to passengers Embarking to and/or Debarking from Small Passenger Vessels, which berth at PortMiami a minimum of 175 calls in a given Fiscal Year.

408. PASSENGER WHARFAGE CHARGES EXCEPT SMALL PASSENGER VESSELS (A)

Vessels offering multi-day cruises: *
All Passengers, same vessel, Embarking (including security charge) each ..... $~~13.51~~13.92

Vessels offering multi-day cruises: *
All Passengers, same vessel, Debarking (including security charge) each ..... $~~13.51~~13.92

Port-of-call vessels:
Per manifested passenger..... $~~13.51~~13.92

* Excluding inaugural activities for homeport ships at the discretion of the Seaport Director, as per Item 227.

414. TRANSSHIPMENTS

Waterborne inbound cargo received at a terminal from a vessel for subsequent reloading which is not removed from the Port of Miami-Dade, and is reshipped aboard another vessel in waterborne commerce from the Port of Miami-Dade, will be assessed a wharfage rate on the inbound movement only based on the rates set forth in Item 406 Tariff #010.

In order for cargo to be entitled to this transshipment provision, it is required that the owner and/or agent designate upon entry at the Port of Miami-Dade that such cargo is to be transshipped and that a copy of the "Transshipment Cargo Log" be presented with the outbound cargo manifest.

This special transshipment provision shall not apply to trailers or containers, except as noted below. Trailers and containers, empty or loaded, will be assessed wharfage on both inbound and outbound movements and will be allowed two free time periods.

Loaded waterborne containers and trailers that are discharged from a vessel and subsequently reloaded upon a vessel without the cargo being rehandled in any way and is exported within 30 days will be assessed wharfage on the inbound leg only. It is required that the owner and/or agent designate upon discharge at the Port of Miami-Dade that such loaded container or trailer is to be transshipped and that a copy of the "Transshipment Cargo Log," which clearly identifies the inbound vessel and voyage number, be presented with the manifest of the outbound vessel.

The provisions of this Item shall not apply to wharfage rates that are discounted or established by negotiated contract unless so designated.

Section Seven: Wharf Demurrage & Terminal Storage

Wharf Demurrage

500. FREE TIME ALLOWANCE

Inbound and outbound cargo shipped or transshipped through the Port shall be allowed 10 days free time (including weekends and legal holidays).

Upon submission of a written request and approval by the Port Director, bulk commodities and break bulk cargo shall be allowed up to an additional free time.

502. COMPUTATION OF FREE TIME

Outbound Cargo

The free time allowed for assembling outbound cargo shall commence at 12:01 a.m. of the day following placement of the cargo on the Port. The days during the loading of a vessel shall not be counted as wharf demurrage days.

It shall be the responsibility of the Port users to clearly state on the Vessel Report forms, provided by the Seaport Department, in the space provided thereon, the first day of loading. Failure to provide this information will result in the Seaport Department computing demurrage using the date of the ship's arrival.

Inbound Cargo

The free time allowed for removing inbound cargo shall commence at 12:01 a.m. of the day following the day the vessel completes discharging.

504. WHARF DEMURRAGE CHARGES (A)

All cargo remaining on the Port after the free time period and not accepted for storage shall thereafter be assessed a wharf demurrage charge on the same weight basis as wharfage as follows:

1. For each of the first 7 days or fraction thereof, per ton or fraction thereof..... $~~1.37~~1.41
2. For the 8th and all succeeding days, or fraction thereof, per ton or fraction thereof... $~~2.14~~2.21

The minimum invoice for wharf demurrage shall be..... $100.00

506. NON-SHIPMENT BY WATER

Cargo delivered on the Port for export and not loaded on a vessel berthed at the Port of Miami-Dade and subsequently moved inland from the Port is subject to wharf demurrage charges with no free time allowance commencing with the date of arrival on the Port.

508. TERMINAL STORAGE CHARGES (A)

Upon application to the Port Director prior to arrival of the vessel at Port, and at his discretion, certain types of freight or cargo may be accepted for storage, for specified periods, with charges to be assessed as follows:

A - Charge for first month, or fraction thereof.
B - Charge for second month, or fraction thereof.
C - Charge for third month and each succeeding month, or fraction thereof.

	A	B	C
TERMINAL STORAGE:			
Closed or covered, per ton			
All items N.O.S.	$~~13.43~~13.83	$~~26.99~~27.80	$~~40.47~~41.68
Lumber, per ton	$~~26.87~~27.68	$~~26.99~~27.80	$~~91.03~~93.76
Automobiles per days	$~~22.58~~ 23.25	$~~68.37~~70.43	$~~162.01~~166.87
Paper, newsprint in rolls	$~~10.11~~10.42	$~~12.12~~12.48	$~~14.12~~14.54
Terminal Storage:			
Open or (uncovered) ground, per ton			
All items N.O.S.	$~~10.11~~10.42	$~~20.26~~ 20.87	$~~40.47~~41.68
Lumber, per ton	$~~10.11~~10.42	$~~20.26~~20.87	$~~68.37~~70.43
Automobiles per day	$~~13.44~~13.84	$~~45.31~~46.67	$~~107.41~~110.63
Trucks, buses, vehicles p/day	$~~26.99~~27.80	$~~91.03~~93.76	$~~215.70~~222.17
Trailers, containers, chassis,			
Loaded/empty 20 FT	$~~13.43~~13.83	$~~45.31~~ 46.67	$~~107.41~~110.63
Over 20 FT	$~~26.99~~27.80	$~~91.02~~ 93.75	$~~215.70~~222.17
Boats/yachts (cradled or trailered)			
Including empty cradles or trailers	$~~104.10~~107.23	$~~351.32~~361.86	$~~832.93~~857.92
Steel and aluminum materials, per ton	$~~8.68~~8.94	$~~29.29~~30.17	$~~69.43~~71.52

NOTE: Upon submission of a written request and approval by the Port Director, bulk commodities and break bulk cargo shall be allowed up to 30 days free time.

512. MINIMUM STORAGE CHARGES

The minimum invoice for either terminal storage charges or open storage charges shall be $ 85.00

Section Eight: Container Crane Facility

Container Gantry Crane Facility

550. CONTAINER GANTRY CRANE RULES AND REGULATIONS

Any authorized stevedore (crane user) wishing to use container gantry crane(s), including all attached and ancillary parts and equipment [hereinafter referred to as "crane(s)"] shall make application for crane(s) rental use 12 hours prior to start-up time. Such applications shall specify the date and time of proposed use, the estimated length of use and number of cranes needed. The crane user shall return the crane(s) without delay, upon completion of his operations.

The crane user shall provide all necessary operators and perform all stevedoring required in connection with container crane(s) use.

When the crane(s) is/are ordered but not used, and orders are not modified or canceled within 6 hours, standby time for maintenance personnel will be assessed at the current labor rates, subject to a minimum charge of two hours straight time or four hours overtime.

Any incurred cost is the responsibility of the user; such as balance of guarantees, meal hours, or any other costs not covered under rental fee or start-up and secure.

It shall be the ship's responsibility to stow all of its cranes in an offshore position prior to the time that the container gantry cranes are put into service.

In the event that it is necessary to use the ship's cranes for any reason while the container gantry cranes are still in use at any time prior to the container gantry cranes' complete removal from the vessel, the container gantry cranes shall have the absolute right of way and all movements of the ship's cranes will be subservient to the container gantry cranes' movements and operations. Accordingly, it will be the responsibility and obligation of the ship and its stevedores to keep a proper lookout and to ensure that the movements or operation of the ship's cranes do not interfere with the operations or movements of the container gantry crane.

The ship will not begin to move its cranes into sea position until after the container gantry crane has fully completed its operations and movements and is fully clear from the ship and its cranes.

It shall be the stevedore's responsibility to assure that the ship is aware of and complies with its responsibilities to stow and operate its cranes in conformance with these regulations.

560. CRANE RATES (A) ~~(R)~~

Container Gantry Crane Rental Rates Per Hour			
Rate Category	**Hours/Labor**	**Crane #'s 11-16**	**Crane #'s 4-10**
Gantry Crane(s) (without operator) Regular Hours	Regular Hours	$~~960.53~~989.34	$~~864.48~~890.41
	Overtime Hours	$~~1,072.00~~1104.16	$~~964.80~~993.74
Small Boat	Regular Hours	$~~789.00~~812.67	$~~710.10~~731.40
	Overtime hours	$~~898.45~~925.40	$~~808.61~~832.87
Standby time per hour (all cranes)	Regular Hours	$~~282.59~~291.07	$~~282.59~~291.07
	Overtime hours	$~~408.40~~420.65	$~~408.40~~420.65
Labor Only start-up and shutdown, per hour or fraction	Straight Labor	$~~221.07~~227.71	$~~221.07~~227.70
	Overtime Labor	$~~300.85~~309.88	$~~300.85~~309.88
Meal	Straight Labor	$~~380.62~~392.04	$~~380.62~~392.04
	Overtime Labor	$~~540.16~~556.37	$~~540.16~~556.36

Minimum rental period per crane is 4 hours per steamship line. Billing will be based on 1-hour increments with any fraction of an hour to be carried to the next full hour. Rental charges include maintenance.

The crane user will be charged for assigned maintenance personnel for standby time for vessel delays or weather interference at above rates per hour. No charge will be assessed for downtime due to mechanical and/or electrical malfunction of the crane(s).

Except for weather interference, labor standby time for delays will be charged from the time for which the equipment is ordered until the equipment begins operations.

One (1) hour start-up and one (1) hour shutdown time will be charged for labor only.

Costs incurred for the repositioning of crane(s), during a meal hour, when requested by the user, shall be billed according to the established labor rates.

570. CONTAINER GANTRY CRANE CHARACTERISTICS

The PortMiami operates thirteen (13) ship-to-shore container handling gantry cranes on six (6) 1,000 feet wharves. Currently; Cranes 8, 9, and 10 work on Wharves 1 and 2; Cranes 16, 15, and 14 work on Wharves 3, 4, and 5; Cranes 13, 11, 12 and 7 work on Wharves 3, 4 and 5; and Cranes 4, 5, and 6 work on Wharf 6.

Cranes 4, 5, 6, 7, 8, 9 and 10 (Post-Panamax):
Capacity:

Under Spreader, Single Lift.....50 LT

Under Spreader, Twin Lift.....50 LT
Under Cargo Beam.....70 LT
Outreach from waterside rail.....151 FT
Total Hoisting Height.....150 FT

Cranes 11 and 12 (Super Post-Panamax):
Capacity:

Under Spreader, Single Lift.....50 LT
Under Spreader, Twin Lift.....65 LT
Under Cargo Beam.....75 LT
Outreach from waterside rail.....213 FT
Total Hoisting Height.....181 FT

Cranes 13, 14, 15 and 16 (Super Post-Panamax):
Capacity:

Under Spreader, Single Lift.....50 LT
Under Spreader, Twin Lift (Rated Load)..65 LT
Under Cargo (Hook) Beam
(Full travel outreach to backreach).....100 LT
Outreach from waterside rail.....223.1 FT
Total Hoisting Height.....193.5 FT

Special technical characteristics are available upon request.

580. PAYMENT FOR RENTAL OF CRANES

The stevedore making arrangements for the rental of the crane(s) will be held responsible for paying all charges incurred by its use, as defined in other sections of this Tariff, to the Seaport Department. These charges will include all charges related to damages caused by the stevedore while using the crane(s).

584. HEAVY LIFT CHARGES

In all single lifts which exceed 90,000 pounds (with hook), a heavy lift charge of $2.50 per short ton will be assessed on the weight exceeding 90,000 pounds, which will be in addition to crane(s) rental charges. Weights listed on manifests will govern heavy lift charges, if actual weights are not provided.

586. CRANE CONDITION

The crane(s) will be in operating condition when turned over to the crane user and will be returned in the same condition as when received, wear and tear alone excepted. All repairs will be effected through the maintenance operator or through their designated contractor and billed accordingly for repair costs incurred.

Downtime caused by crane user negligence will be charged at the rate as per paragraph entitled RATES included in this Section, acts of God excepted.

588. DAMAGES SUSTAINED TO CRANE

Any damages which render the crane(s) inoperable due to crane user negligence, and which may preclude the Seaport from any operating revenues, will be the responsibility of the stevedore to reimburse the Seaport for such revenues during the period of repair.

596. CLEANING FACILITIES

All users of the crane(s) shall be held responsible for cleaning the facilities after using them, including the adjacent aprons and gutters. If the facilities are not properly cleaned, charges shall be assessed as noted in other sections of this Tariff, as noted in Item 260.

Section Nine: Rentals & Leases

602. RENTAL OF SPACE

Office Space in 1001, 1007 & 1015 Maritime Administration Building - Floors 1, 2, & 3
$25.00* per square foot, per year which includes air conditioning, lights, electricity, and with or without janitorial services. Either five-year lease, annual lease or month-to-month rental.

Office Space in 1007 Maritime Administration Building - Floors 4 and 5
$27.00* per square foot, per year which includes air conditioning, lights, electricity, and with or without janitorial services. Either five-year lease, annual lease or month-to-month rental.

Office Space in 1020 Port Boulevard
$25.00* per square foot, pear year which includes air conditioning, lights, electricity, and with or without janitorial services. Either five-year lease, annual lease or month-to-month rental.

Retail Space, General
$32.00 per square foot, per year which includes air conditioning, lights, electricity, excluding janitorial services. Either five years, annual lease or month-to-month rental.

Retail Space, Passenger Terminals
$28.00 per square foot, per year, which includes air conditioning, lights, electricity, excluding janitorial services. Either five-year lease, annual lease or month-to-month rental.

Office Space Passenger Terminals B through J, & Floor Open Space in all Terminals B-J
$25.00* per square foot, per year which includes air conditioning, lights, electricity, and with or without janitorial services. Either five-year lease, annual lease or month-to-month rental.

Modular Office Space
$18.00* per square foot, per year which includes air conditioning, lights, electricity, and with or without janitorial services. Either five-year lease, annual lease or month-to-month rental.

**Note*: Deduct $1.00 per square foot for janitorial, if not included.

The Lessee, at its sole cost and expense, shall be liable and responsible for installing and maintaining phone line, internet services, and video surveillance.

When, because of operational requirements, the Port infringes on the continued and uninterrupted use of a tenant's leased property, the Port may consider and apply rent abatement credits commensurate with the tenant's petition as validated and recommended by the Port's property management division and approved by the Port Director.

Warehouse Space
$6.00 – 12.00* per square foot per year which does not include air conditioning, lights, electricity, or janitorial services. Either five-year lease, annual lease or month-to-month rental.

Exact rate shall be determined by the Port Director based on criteria including, but not limited to, access to street, location, condition of area, and other revenue contributions to the Port by lessee from any other Port operations.

*Any related rate adjustment as determined by the Port Director will be in addition to rental charges.

Portable Telecommunications Antennas
$2,750.00 per month, or any part thereof, will be assessed for each Portable Telecommunications Antenna temporarily* emplaced. This amount will be in addition to the associated open ground space charge at the maximum non-containerized ground space lease rate, and any other charges imposed by this tariff. For the purpose of this item, open ground space will be any space, improved or otherwise, to include parking space, as deemed appropriate by the Port Director. All Information Technology Department (ITD) requirements must be met before any installation is approved.

*The emplacement of a portable antenna under this tariff provision is with the understanding that the associated lease agreement would be on a month-to-month basis and in effect during the time required to install a permanent-type antenna as approved by the Port Director.

Wall-mounted Telecommunications Antennas
The per annum fixed rate for space for wall-mounted telecommunications antennas and support equipment, on a year-to-year basis, shall be not less than $40,000.00 and based on the following schedule:

Category	Antennas	Support Equipment	Rate per Year
1	One (1) or any array of not more than three (3) wall-mounted antennas encompassing not more than seven (7) linear feet between each antenna	Equipment required for initial setup to support antenna(s), not exceeding the following: electric panel, electric meter, transformer, stand-alone air conditioning unit, disconnect switch, antenna receiver unit, and cabling	$40,000.00
2	One (1) to not more than an array of three (3) additional wall-mounted antennas encompassing a span of not more than seven (7) linear feet between each antenna	Except for required cabling, this schedule does not provide for any additional support equipment	$7,500.00

3	This schedule does not provide for any antennas	Additional support equipment but less than that required for an initial setup	$7,500.00

Wall-mounted Radio/Data Antenna for Port Users
The annum fixed rate for space for one wall-mounted radio/data antenna and supporting equipment, on a year-to-year basis, shall be $3,000. This rate applies for Port users that require an antenna in order to conduct business at the Port.

- Support equipment (each component thereof) will be of reasonable and customary dimensions subject to the approval of the Port Director.

- Cabling includes coaxial cable, electric wiring, and associated conduit and bracketing required to connect antenna(s) to support equipment, support equipment to each other, and from support equipment to power source.

- Vendor will pay for electric utility use separate from antenna lease rate.

- Vendor will be responsible for all installation, to include the installation of an electric meter, maintenance, repair, and replacement.

- Under Schedule 3, should the Port Director deem the additional equipment to be equal to an initial set-up as provided for in Schedule 1, a Schedule 1 rate will be assessed.

- Installation and use of any antenna(s) and/or support equipment shall not interfere with the operation of another vendor's or the Port's antennas and/or support equipment or any other operational system, and it will comply with all applicable laws, including all zoning codes and requirements of the Miami-Dade County Code; Ordinance No. 01-157; South Florida Building Code; Miami-Dade County Information Technology Department; Federal Communications Commission; National Council on Radiation Protection and Measurement; Institute of Electrical and Electric Engineers; and American National Standards Institute.

TEMPORARY AND/OR MOBILE STRUCTURES in any area will be leased on a non-exclusive basis at rates as determined by the Port Director in conformity with, among other things, appraisal rates. Utilities and/or janitorial charges to be assessed as determined by the Port Director.

604. OPEN GROUND LEASES (A)

Open ground storage area rented monthly or annually for Port related use on a non-exclusive basis will be leased at the rates listed below.

Open Ground Non-Waterfront (non-containerized)..... $ 5.25 per sq. ft./per year

Open Ground Waterfront (non-containerized) ..... $ 7.25 per sq. ft./per year
Portable Telecommunication Antennas ..... $ 7.25 per sq. ft./per year
Open Ground Retail Space ..... $15.00 per sq. ft./per year
Open Ground Trailers with pre-existing hook-up ..... $9.50 per sq. ft./per year

Open Ground (non-containerized) land used for stevedoring maintenance and repair of heavy equipment (including, but not limited to, top loaders, mules, forklifts, containers, etc.). Storage of full containers is not permitted ..... $~~1.90~~1.96 per sq ft/ per year

Such leases, whether annual or month-to-month, do not provide for electricity, water, sewer, phone or internet service, landscaping, maintenance, housekeeping, fencing, security, paving, asphalt repairs, or other repairs. All such services, utilities, maintenance, and repairs shall be the sole responsibility of the tenant at the tenant's expense.

(Rate discount not applicable to this category)

For not-for-profit/government entities or other entities that provide support functions or services deemed beneficial to Port operations, as determined by the Port Director, the Port Director may reduce lease rates by no more than 25% of the applicable open ground rate.

Such leases whether five year, annual or month-to-month do not provide for electricity, water, sewer, landscaping, maintenance, housekeeping, fencing, paving or asphalt repairs.

To fulfill Port operational needs and requirements, the Port reserves the right to occasionally berth vessels at bays 54 through 65 for such periods as may be deemed necessary by the Port Director. Lessee, at its sole cost and expense, shall be liable and responsible for all expenses incurred to clear the required space and relocate equipment back to the leased property. Rent abatement credits may be considered at the Port Director's discretion when tenant's equipment is moved off Port due to the unavailability of any temporary alternate location on the Port.

605. INSIDE FENCING

All fencing inside transit sheds warehouses and passenger terminals must be authorized by the Port Director. All original fencing or subsequent modifications will be installed at the expense of the applicable Port user. After installation, the fencing becomes the property of the Seaport Department of Miami-Dade County (Port of Miami-Dade).

606. OTHER

Port tenants not directly involved in the transportation of passengers or cargo from Port of Miami-Dade facilities may be assessed an additional rental charge based on a percentage of their annual gross revenue, as determined by the Port Director, in addition to the charges in Item 602 or 604 above. Such charge shall

not exceed 40% of the affected tenant's annual gross revenue. Annual gross revenue shall include all revenue derived from the sale of merchandise or services at the leased premises, exclusive of any Florida State Sales Tax collected from customers.

607. LEASE DOCUMENTS LATE FEE

Lease documents not returned within the timeframe requested by the Port in writing will be subject to a late fee of $500.00 or one month's rent, whichever is greater (i.e. lease agreement, affidavit, payment guarantee, insurance certificates, etc.). If documents are not returned within 30 days of non-compliance, lease agreement will be terminated.

608. LEASE PERMITS AND LICENSES

In addition to the Certificate of Use and Occupancy required prior to commencement of operations, the Lessee, at its sole cost and expense, shall be liable and responsible for obtaining, paying and maintaining a current Fire/Life Safety Operating Permit in compliance with Miami-Dade County Code, Article III, Section 14-53.

609. LEASE ENVIRONMENTAL PROTECTION AND INDEMNITIES

The Lessee shall be solely responsible for all costs and expenses which arise out of environmental contamination for which County may be held liable caused by the Lessee, the Lessee's agents, employees, contractors, or invitees during any prior or current tenancy or occupancy of the Premises or any portion thereof.

Section Nine-A: Foreign Trade Zone

610. PORTMIAMI FOREIGN TRADE ZONE NO. 281

Foreign Trade Zone Site Operators shall pay all applicable fees as outlined in the Grantee Fee Schedule. Fees are subject to periodic review and adjustment. The below fees do not include any additional fees charged by the Foreign Trade-Zones Board or Customs and Border Protection (CBP).

PortMiami Foreign Trade Zone Grantee Fee Schedule

Application Fees:

Application Fee Usage Driven/Subzone	$2,500.00
Application Fee New Magnet Site	$10,000.00
Application Fee for Production Authority	$2,500.00

Annual Fees, per site:

Active Site	$6,500.00
Non-Active Site	$2,500.00

Annual Fees are due in advance and are generally invoiced to all designated site operators in January of each calendar year; with payment due within 30 days of receipt. Annual Fees start upon the designation of a new site by the FTZ Board (via approval of site location and issuance of a site number) and are prorated for the remainder of the calendar year. Site operators must pay the annual Non-Active Site fee if they have not yet been activated by Customs and Border Protection (CBP). Upon site activation by CBP, site operators must pay the Active Site Fee. If site operators have previously paid the Seaport the Non-Active Site annual fee in a given calendar year, upon the site being activated by CBP in the same calendar year, the operator shall pay the Seaport the difference between the annual Active Site fee (prorated from the date of site activation) and the previously paid Non-Active Site fee (also prorated from the date of site activation) within thirty days of site activation. Termination of a site must be requested no later than December 1st of the previous calendar year to waive the Annual Fee at the beginning of the calendar year.

Additional Fees:

Alteration[1]	$2,500.00
Penalty Fee for Late Annual Reporting[2]	$100.00 per day until in compliance
Other Fees and Charges[3]	$65.00 per hour or part thereof

[1] Alteration includes changes in an operator's site including, but not limited to, boundary modification, relocation, or activation of a separate site, for any already designated magnet site, usage-driven site or subzone site.
[2] The FTZ Annual Report must be submitted no later than March 1st after the end of each calendar year.
[3] Other fees and charges include any other fees, charges, or expenses incurred by Grantee for the purpose of obtaining Foreign Trade Zone Board approval and/or U.S. Customs & Border Protection approval on behalf of client, and not specifically listed herein, at the discretion of the Grantee, will be assessed to client at cost.

Non-profit/not-for-profit organizations

The application fee and/or the first year annual fee for usage driven sites may be waived, reduced or deferred at the discretion of the Port Director or his designee if (i) the operator is a non-profit/not-for-profit under U.S. Code § 501, (ii) located within the geographic area of a Community Redevelopment Agency (CRA) and (iii) the application demonstrates operator's commitment to generate employment opportunities within the CRA district.

Section Ten: Miscellaneous Charges

700. FRESH WATER (A)

Charges for fresh water delivered to vessels at piers or wharves shall be assessed as follows:

Per ton, 250 gallons ..... $~~3.22~~3.32
The minimum invoice for fresh water charged per vessel shall be $90.00
Hook-up fee, per vessel $55.70

701. FRESH WATER UNIT CONNECTION REPLACEMENT

When unit is not returned, a charge of $500.00 per Unit Connection will be assessed to the corresponding agent.

705. ELECTRIC CURRENT FOR REFRIGERATED UNITS (C) (A) (R)

When electricity is furnished to refrigerated containers and/or trailers by the Port, an additional utility charge per unit shall be assessed, at the rate per day of: ~~$52.50~~:

Per 20 foot unit.....$65.00 per 24 hour period or any portion thereof
Per 40 foot unit.....$75.00 per 24 hour period or any portion thereof

Such charge shall be assessed for each 24-hour period or fractional part thereof.

Except in the case of the Port's own negligence, the Port shall not be responsible for loss or damage caused by power failure, electrical surges, electrical or mechanical equipment failure or any other type of breakdown/failure.

Refrigerated containers shall be the only equipment connected to the reefer plugs. If any other equipment is connected, the Port user and leaseholder will each be subject to a fine as described below:
1st Offense $500.00
2nd Offense $1,000.00
3rd Offense ..... Permit will be revoked

707. HARBOR FEE

The following Harbor fee shall be charged to each vessel on a per call basis, excluding inaugural activities for homeport ships at the discretion of the Port Director, as and subject to Item 227 requirements and conditions:

0-20,000 Gross Registered Tons $275.00
20,001 GRT and over $525.00
Passenger vessels making 300 and more sailings per year $75.00

In the event of multiple daily sailings for the same vessel, only one harbor fee per 24-hour period will be assessed.

Upon approval of the Port Director, with written application to the Port Director or designee, harbor fees may be waived when proper berthing space is available, for cruise vessels subject to the U.S. Centers for Disease Control and Prevention COVID-19 related No Sail Order dated April 9, 2020, as same may be extended, calling for the purpose of wet docking, for repair or lay up, bunkering, sludge/garbage disposal, water intake and provisioning (where no passengers or cargo are loaded or unloaded), subject to Ordinance 88-66 conditions and requirements.

709. VEHICLE EXAMINATION FACILITY CHARGE

All exporters of used self-propelled vehicles which use the Seaport's vehicle examination facility for the purpose of the presentation and validation of required documentation by U.S. Customs & Border Protection in accordance with Customs Regulations (19 CFR 192), will be assessed a usage fee of seven dollars and fifty cents ($7.50) per vehicle, in accordance with the Code of Miami-Dade County, Florida, Sec. 28A, as put forth by the Board of County Commissioners of Miami-Dade County, Florida.

Two dollars and fifty cents ($2.50) of every seven dollars and fifty cents ($7.50) collected shall be allocated to the Miami-Dade County Multi-Agency Auto Theft Task Force for purposes of enhancing security and interdicting the flow of stolen motor vehicles through the Port of Miami.

710. VEHICLE PARKING AT THE PORT (C)

Facilities are available for the parking of vehicles for passengers boarding ships and for Port visitors and workers.

Rates at County-owned parking facilities are as follows ~~(1)~~:

Short term, per vehicle, per space, per day (no overnight), or fraction of $8.00
Long term (overnight or greater), per vehicle, per space, per day or fraction of $22.00
Long term (high density, overnight or greater), per vehicle, per space, per day or fraction of $22.00
Special events, per vehicle, per space, no less than $15.00
Lost ticket (equivalent to 11-day cruise), per vehicle, per space $242.00

All established parking rates will be posted at each facility and applied to the day a vehicle enters the parking lot and to each succeeding day it remains on the lot. Parking facilities that are privately owned, such as the Cruise Terminal A parking garage, may apply different rates.

Unattended ground parking areas, when properly posted as such, can be available to the general public at no charge for certain maritime industry related events as designated by the Port Director.

For disabled Persons

Miami-Dade County Ordinance No. 13-104 requires all guests with a disabled parking permit or license tag to pay standard parking rates except as provided by Florida State Law. However, two hours of complimentary parking will be provided to vehicles displaying a disabled parking permit or license tag, provided the vehicle is transporting the person who has a disability and to whom the disabled parking permit or license was issued.

In accordance with Florida Statutes 316.1964, only vehicles with specialized equipment such as ramps, lifts, or foot or hand controls, for use by a person who has a disability, or any vehicle displaying a State of Florida license plate for disabled veterans issued under s. 320.084, s. 320.0842, or s.320.0845 or displaying the Florida Toll Exemption permit, are exempt from parking charges, but only if the vehicle is transporting the person who has a disability and to whom the disabled parking permit or license was issued.

714. ANNUAL AND TEMPORARY PERMIT FEES (A)(I) (C)

Permit Requirements

No one may engage in a business transaction or provide services at PortMiami without first obtaining a business permit, supplying evidence of insurance coverage, and complying with all other applicable provisions of the tariff and/or other pertinent regulations issued by the Port Director and the Miami-Dade County Code. Exempt from the business permit requirement are: 1) those entities whose sole function on the Port is to fulfill the requirements of U.S. government regulatory agencies; 2) County-approved and retained vendors, their sub-contractors and suppliers, while performing the tasks called for under their contract with Miami-Dade; and 3) Governmental entities. Applications for a permit to conduct business as a Stevedore must be in accordance with Miami-Dade Code Chapter 28A-6 and/or as determined by the Port Director.

Obtaining a permit to do business at PortMiami does not entitle the holder of the permit to, including but not limited to, land, offices, other facilities, access to restricted areas, guaranteed business opportunities, etc. The permit only allows the holder to conduct business at PortMiami subject to the rules, conditions, limitations and requirements of this Tariff.

Permit fees shall be applied on an annual basis, commencing on the date of issuance. Stevedore permit fees shall be applied on an annual basis, commencing on January of every year.

Permit renewals not received by the expiration date are subject to a late/reinstatement fee as stipulated in Section 714 of this Tariff.

Permit holders and all persons and entities required to obtain Port Permits shall agree to comply with all applicable laws, including the Code of Miami-Dade County, PortMiami Terminal Tariff No. 010, all applicable county, state and federal requirements and all regulations and directives, without limitation, issued by the Port Director or Seaport Department staff.

Issuance of a business permit does not imply permission to violate any existing regulatory laws of the State, County, Federal government or Municipalities, nor does it exempt the holder from obtaining any other licenses and/or permits required by local, state or federal law. All applicants for motor carrier, freight forwarder, and broker authorities are responsible for having an active operating authority and complying with the insurance requirements and regulations set forth by the Federal Motor Carrier Safety Administration.

Permit Fees

Initial Processing Fee (non-refundable) (all categories, except shipping lines and cruise lines, not otherwise listed) $350.00
Initiation Fee or Reinstatement Fee for Tug Services $6,000.00
Late / Reinstatement Fee (First 10 days after expiration) $100.00
Late / Reinstatement Fee (10+ days delinquent) $350.00
Company Name or Category Change $350.00

The following annual permit fees are applicable to the following business categories:
Liquefied Natural Gas (LNG) barge $60,000.00
Non-LNG fuel or bunker vessels, 1 to 6 barges $260,000.00
Each additional non-LNG barge $30,000.00
Cartage and Trucking Services $420.00
Crane Rentals, Heavy Lift & Hauling Services $420.00
Distribution of Merchandise $420.00
Equipment Leasing, Maintenance & Repairs $420.00
Ground Fueling Services $420.00
Car Rentals, Courtesy Shuttle Services $420.00
Maritime Consulting & General Services $420.00
Mobile Food/Drink per Truck $2,500.00
Pre-arranged Ground Transportation[1] $350.00
Ship Chandlers/Suppliers $1,200.00
Ship's Agents $2,100.00
Ship Maintenance & Repair Services $420.00
Sightseeing/Tour Services $420.00
Shipping Lines and cruise lines $0.00
Port Tenants $420.00
Stevedoring Firms $5,800.00
Tug Services, per tug $16,500.00
Portable Telecommunications Antenna $33,000.00
All other business categories $420.00
Tow Truck/Vehicle Delivery Service (No Initial Processing Fee) $150.00
Environmental & Waste Management Services $420.00
Security Systems, Services & Technology $420.00

~~[1]: Pre-arranged ground transportation companies residing outside of Miami-Dade and Broward Counties will be allowed two round trips (drop off/pick up) to be assessed at $150.00 per trip. Beyond the allowed two trips, these companies will be required to get a permit. All temporary ground transportation permits must be sought and obtained by the Permits Section prior to the company's visit.~~

Fees and time period for all other activities not listed above shall be determined by the Port Director.

Permit renewals are subject to compliance with all permit requirements and satisfaction of any outstanding balances due to the Port.

The Port has discretion in denying the issuance of a new permit and/or the renewal of a permit based on any circumstance and/or known fact that is not consistent with Port's requirements and operating guidelines, such as, but not limited to; payment history, insurance discrepancies/inconsistencies, compliance with Port rules and regulations, outstanding claims, criminal records, convictions, location availability, and any operational constraints, etc.

Permit Violations

Companies engaging in business and/or providing services without first obtaining a business permit will, in addition to other fines, penalties, fees, costs, and damages arising under the county code, this tariff, other applicable laws, or otherwise; be subject to the following fees, costs, and/or actions:

- First Violation: Warning
- Second Violation: $1,000 fine

Companies with three (3) or more violations may be subject to denial of permit for up to one (1) year from infraction(s).

Company Name or Category Change

Name or category changes will be treated as new applications and shall require the initial processing and annual permit fee. In the event of a name change, a new permit application must be submitted immediately to the Permits Section for processing and approval.

Permit holders must advise the Port's Permit Section of any proposed material changes to their on-Port operations. Proposed changes shall require the prior approval of the Port Director or his designee.

Ground Transportation and Transportation Network Companies/Entities (TNC/TNE)

Taxicabs, per pick-up $2.00
Transportation Network Companies/Entities, per pick-up $2.00

In addition to the annual permit fee established above, Ground Transportation Companies shall be subject to the following per trip fees for each vehicle:

Pre-paid accounts with permit and transponder: *

Type Vehicle Rate	***Passenger Capacity***	***Per Entry***
Luxury Limousine Sedans, Stretch & Super-Stretch Limousines, Vans, and Passenger Motor Carriers	14 passengers or less	$4.50
Mini-Buses & Super-Stretch Limousines	15 – 32 passengers	$9.00
Bus	33 or more passengers	$18.00
**Hop-On Hop-Off Bus	33 or more passengers	$18.00

*On prepaid accounts with permits, when the account cannot be replenished, the rate charged will be applied as per the non-prepaid account with permit.

Non pre-paid accounts with permit and transponder:

Type Vehicle Rate	***Passenger Capacity***	***Per Entry***
Luxury Limousine Sedans, Stretch & Super-Stretch Limousines, Vans, and Passenger Motor Carriers	14 passengers or less	$6.00
Mini-Buses & Super-Stretch Limousines	15 – 32 passengers	$11.00
Bus	33 or more passengers	$20.00
**Hop-On Hop-Off Bus	33 or more passengers	$20.00

The above stated fees will be accessed whenever the ground transportation vehicle transverses the bridge/tunnel onto the Port, whether dropping off or picking up passengers.

Ground Transportation Accounts

All ground transportation accounts delinquent by more than 60 days will be required to sign up to automatic replenishment. Accounts delinquent by more than 90 days will be automatically suspended. Companies will only be allowed to resume operations if past-due balance is paid in full or re-payment agreement is authorized. Ground Transportation permits suspended more than 3 times due to account delinquency will be automatically revoked. A new permit and deposit of $500.00 will be required to resume operations. Ground Transportation permits may not be renewed until delinquent balances are paid in full. Late penalties will still apply for permits not renewed on a timely manner. Furthermore, ground transportation vehicles associated with a delinquent account may not be added and/or transferred to a new and/or different account unless outstanding trips have been paid.

Ground Transportation – General Operations

Port staff are authorized to regularly inspect ground transportation fleets (other than TNCs/TNEs) to ensure permit compliance.

All permitted prearranged ground transportation companies, as a condition of their permit, other than TNCs/TNEs, must be servicing cruise or cargo operations or tenant and staff needs. All other companies, other than TNCs/TNEs, are restricted from pick-up/drop-off staging for non-port related activities.

Prearranged ground transportation companies, other than TNC/TNEs, are required to register and install transponders in all vehicles working at PortMiami. Any and all changes made to such companies' respective fleets shall be reported immediately to the Permits Section. Failure of any such company to report fleet changes or properly install transponders in any vehicle operating at the Port shall result in the suspension and/or cancellation of the permit. Tampering with or in any way damaging the transponder will result in the automatic cancellation of such company's permit for a period determined by the Port Director or designee. The initial processing and annual permit fee shall be required for reinstatement.

The Port reserves the right, at any time, to inspect and/or validate the issued transponder, as applicable, to assure proper usage and compliance with all rules, regulations, and Port operating directives governing pre-arranged ground transportation companies doing business at the Port as outlined in this Tariff.

Transponder Cost:

1st transponder	$12.50
Renewal transponder fee	$2.50
2nd transponder or any additional transponder, each	$25.00
Replacement (Lost/Damaged)	$25.00
Non-Returned Transponder	$25.00

Ground transportation companies, other than TNCs/TNEs, are required to register all drivers with the Cruise Operations Section. Any and all changes must be reported immediately. Failure to do so may result in the suspension of the Port permit. All employees for ground transportation companies entering upon the Port, including drivers, other than TNCs/TNEs and their drivers, are required to obtain a port identification card.

Companies and all their employees are prohibited from using obscene, aggressive, or threatening language or being aggressive or threatening to passengers or enforcement personnel. The terms "obscene", "aggressive", and "threatening" shall be interpreted to mean language and/or behavior that a reasonable person would consider obscene, aggressive, or threatening under the circumstances, would cause another person a reasonable and genuine fear of imminent harm, violence, or offensive contact, or would constitute an assault or other unlawful conduct and may include, without limitation:

- Yelling, screaming, and/or gesturing in an obscene, aggressive or threatening manner, and/or in a manner that would constitute an assault or other unlawful conduct;
- Using obscene, vulgar, profane, hostile, and/or aggressive language or threat against and/or physical contact with another person, which causes the recipient to be put in reasonable fear of imminent harm, violence, or an offensive contact or assault;
- Throwing objects at a passenger, other Port user, law enforcement officer, or Port employee.

Ground Transportation Greeter Area and Signs

Pre-arranged ground transportation greeters must have a valid PortMiami identification card while working at the cruise terminals. Greeters are to stand at a pre-approved waiting area, designated by PortMiami, no more than two greeters per company, per terminal. Greeters must use proper and professional signs in greeting their clients. Signs must clearly display only the name of the permitted company, not destinations, prices, and/or variations from the company name approved to operate at the Port. PortMiami Cruise Operations has the authority to confiscate any signs that do not meet the required standards. Greeters are only allowed to greet their company clients and will not sell or attempt to sell on-demand transportation services. Violators are subject to all rules and regulations including the confiscation of Port Identification, administrative fees, and progressive disciplinary actions set forth in this Tariff.

Pre-arranged Ground Transportation & TNC/TNE Vehicle Lot

Pre-arranged ground transportation vehicles identified as, but not limited to, vans, sedans, limousines, and minibuses, are to remain in the Pre-arranged Ground Transportation Lot designated by PortMiami Operations or, as applicable, in the designated Pre-arranged Ground Transportation TNE Lot. Such non-TNE vehicles are to remain inside the Pre-arranged Ground Transportation Lot until called upon by the pre-arranged ground transportation greeters for immediate pick up of their passengers with reservations. Pre-arranged Ground transportation vehicles are not to circle PortMiami as they wait for passengers to exit the terminal. The Pre-arranged Ground Transportation Lot can be relocated (or even removed) by the Port depending on property/ground needs and availability.

Notwithstanding the foregoing, TNC/TNE vehicles may only use pre-arranged ground transportation lots designated by the Port for TNC/TNE use. Except as may be prohibited by law, neither TNC/TNEs nor their associated vehicles or drivers may use greeters in connection with any offered on-Port pickup service. Violators are subject to all rules and regulations set forth in this Tariff.

Ground Transportation - Administrative Fees

Ground transportation companies that do not comply with the operational requirements of the Port, including but not limited to, failure to maintain valid insurance, failure to report any changes in the company's vehicle fleet, failure to stage greeters in designated areas, or failing to pay applicable Port fees or charges as and when due, are subject to the following fees and/or actions:

Violation Type	**Fines**
Operating without Valid/Active Permit	$1,000.00
Delinquent Balance	$100.00
Failure to Report Fleet Changes	$100.00
Improper Staging	$100.00
Greeter Violations	$100.00
Obscene, Aggressive or Threatening Conduct	$100.00
Other Violations of Rules & Regulations	$100.00

Companies with three (3) violations or more for the same infraction will be automatically subject to fine of $1,000. Individuals with more than three (3) violations for any infraction are subject to the removal, suspension and/or cancelation of their Port identification cards.

Companies advised of any discrepancies or violations will have two (2) business days to bring their PortMiami accounts into full compliance. Failure to do so will result in a $1,000 fine and adversely affect the company's ability to continue operating at the Port. The Port Director or designee has full discretion to suspend or revoke a company's permit if found in violation of Port regulations and/or Port Tariff No. 010.

Anyone who engages in obscene, aggressive or threatening conduct on Port will be subject to a $100.00 fine. Three (3) violations or more will be automatically subject to the confiscation of their Port Identification pending a hearing with the revocation committee to address further disciplinary proceedings, which may include, in the discretion of the committee, the revocation of the repeat violator's Business permit.

Notwithstanding the foregoing, certain Tariff restrictions may be deemed inapplicable, in whole or in part, to the limited extent such restrictions (as applied to certain persons or matters) are expressly preempted by prevailing federal or state law.

TNC/TNE – General Operations
All TNC/TNE vehicles entering PortMiami should be in compliance with applicable state requirements.

Car Rental Courtesy Shuttle Companies
Rental car companies conducting business activities at PortMiami but not operating under a non-exclusive license agreement with the Port shall be assessed a percentage of the gross revenues arising from such activities at an annual rate of 8%. Business activities for rental car companies include, but are not limited to, the pick-up of passengers via courtesy vehicles for transportation to rental car facilities off the Port. Payment and supporting documentation for these fees must be submitted to the Port's Permit Section on a monthly basis.

Rental car companies, upon prior notice from PortMiami, shall allow inspections and audits by the County, through its employees and/or representatives, of all records and books of account, including such records as may be required by the County to be maintained by the rental car companies including, without limitation, any records needed to calculate or verify "gross revenue." It is further understood and agreed that the car rental company shall make all the records, books of account, and other documentation available at a local location designated by the Port.

715. PORT IDENTIFICATION CARDS AND SPECIAL DOCK PARKING PERMIT

Port I.D.

In addition to permit requirements for companies, all individuals must comply with all applicable local, state, and federal requirements to obtain a Port. I.D. for which the charge is as follows:

Port I.D. -	New/Renewal (Unescorted Access – 1 year) Green Card	$0.00
	New/Renewal (Escorted Access – 1 year) Yellow Card	$0.00
	New/Renewal (Escorted Access – 1 year) Red Card	$0.00
	One Day Pass	$0.00
	Replacement (Lost or Stolen)	$25.00
	Replacement (Change of Company)	$0.00

All Port I.D.s must be displayed and provided upon request to Miami-Dade County Personnel, including Miami-Dade Police Department Personnel, Cruise Operations and Safety and Security Personnel.

All Port I.D.s are property of Miami-Dade County and must be returned upon request. All employees and companies conducting business at PortMiami must have and display their Port Miami I.D. Failure to do so may result in disciplinary actions up to and including trespassing arrest by Miami-Dade Police Department, Seaport Operations Bureau, per Florida State Statute 810.08 and 810.09.

Special Dock Parking Permit

All requests for a Special Dock Parking Permit must be in writing to the Seaport Director or his designee. Upon receipt, a recommendation will be made to the Seaport Director, who is the final approving authority. Each request must specify the specific reason the request is being made, as well as any other extenuating factors. Special Dock Parking Permits, valid for one year, will only be issued to those individuals who have a justified requirement to park their vehicle dockside in a secured area/restricted area on the Seaport. All individuals issued a Special Dock Parking Permit shall also have a valid Seaport identification card and Transportation Worker Identification Credential (TWIC) Card issued in compliance with Transportation Security Administration (TSA) Federal requirements in their possession pursuant to County Ordinance 28A, Seaport Security, and Operations.

Special Dock Parking Permit	$200.00, per year, for cargo and/or cruise parking permit
Replacement	$25.00

716. LIQUEFIED NATURAL GAS (LNG) BUNKERING (I)

All LNG bunkering companies holding a business permit with PortMiami are required to provide a copy of the Hazard Identification Risk Analysis (HAZARD), Emergency Response Plan, Operational and Safety plan, a Hurricane Plan, an Emergency contact list, and copies of the completed documents from their respective Safety and Security Hazard Identification Studies (HAZID) for each respective berth.

PortMiami shall approve each site and/or berth where LNG bunkering is performed. Berthing of LNG vessels along port may be permitted for a maximum of two days when a berth is available. Berthing location will be assigned by the port based on availability and vessels may be required

to vacate berthing space if needed for other port operations. The permitted LNG bunkering company must provide an advance request to the port for all LNG bunkering operations and notifications for all LNG transit and bunkering operations. The final notification will include the quantity of LNG transferred from the barge to the vessel.

All permitted LNG bunkering companies must abide by all international, federal, state and local laws and regulations, in addition to industry dictated LNG policies, guides, standards and regulations. All LNG bunker operations are subject to the approval of the Captain of the Port.

Section Eleven: General Information

800. MIAMI HARBOR

The Miami Harbor embraces the artificial basins, slips and channels that have been dredged along the bay front of Miami and in the bay and through the waters of Biscayne Bay to the ocean, and is located generally at Latitude 25-46' No. Longitude 80-10'W.

802. MAIN CHANNEL

The entrance to the main channel is directly east of the City of Miami, approximately 4.5 miles. The sea buoy marking the channel entrance through the reef is about 2 miles offshore. The entrance is an artificial cut 800 feet wide flair, known as Government Cut, dredged across the southern end of Miami Beach. It is protected by jetties and is well marked. A channel has been developed to a control depth of 52 feet deep, and 500 feet wide on the sea end to the jetties. The main channel along the northside of Lummus and Dodge Islands is 500 feet wide with a 36-foot control depth which continues westward across Biscayne Bay to the main turning basin.

806. FISHERMAN'S CHANNEL

From Government Cut, the Fisherman's Channel has been dredged with a control depth of 50 feet for the easternmost 6,120 feet and 540 feet wide and a control depth of 34 feet for 5,283 feet and 500 feet wide to the west. Fisherman's Channel provides a direct connection to the wharves on the south side of Dodge and Lummus Islands and the mouth of the Miami River.

807. LUMMUS TURNING BASIN

Located at the wide point of the Fisherman's Channel, east of the channel slip, the Lummus Turning Basin is a 1,500-foot wide turning basin at a control depth of 50 feet.

808. MAIN TURNING BASIN

The Main Turning Basin, located in the western end of the Main Channel, is 1,700 feet north and south and 1,650 feet east and west, with a control depth of 36 feet.

809. WESTERN TURNING BASIN

Located at the western end of Fisherman's channel, the Western Turning Basin has a width of 900 ft. with a control depth of 30 ft.

810. FISHER ISLAND TURNING BASIN

The Fisher Island Turning Basin is a truncated turning basin between the main channel and the north side of Fisher Island and is dredged 50 feet to provide a turning basin at the junction of the Main and Fisherman's Channels.

816. ANCHORAGE

The prescribed anchorage area for vessels anchoring outside the harbor is located eastward of a line about 1.5 nautical miles offshore and northward of a line about 0.2 nautical miles north of the sea buoy at the

entrance to the ship channel. The entire anchorage area lies north of the entrance channel to Miami. The northern and southern extremities of this area are marked by nun buoys. Vessels desiring to anchor off the entrance to the Harbor of Miami are required to do so within this area, to avoid possible damage to cables laid on the ocean bottom in the vicinity. Refer to anchorage area 110.188 on National Oceanic and Atmospheric Administration Survey Chart # 11466 & # 11468.

818. TIDES AND TIDAL CURRENTS

The normal mean tidal range at the entrance to Miami Harbor is 2.5 feet, and in the bay, it is about 2.0 feet. The extreme tidal range is about 4.0 feet at the entrance. Easterly winds sometimes raise the water level 1.5 feet at the entrance and from 1.0 to 0.5 feet in the bay.

The tidal currents at the entrance to Biscayne Bay may reach a velocity of 1-1/2 to 3 knots through the main channel.

850. PORT FACILITIES AND SPECIFICATIONS (C)

Marginal Berthing

PortMiami offers 19,263 linear feet of berthing on Dodge and Lummus Islands.

The cruise zones total 8,860 linear feet: 7,125 feet (36 feet deep) along the north and northeast sections; 735 feet (32 feet deep) at the north west section; and 1,000 feet (30 feet deep) at the western extremity of the South Ship Channel.

The cargo berthing areas total 10,403 linear feet: 6,120 (50 feet deep) along the southeast section of Lummus Island and the South Ship Channel at the gantry facility; and 4,283 feet (32 feet deep) of roll-on/roll-off berth space along the south section of the Port.

Width of Apron

70 to 100 feet, north side
50 to 100 feet, east side
50 to 100 feet, south side
50 to 100 feet, west side

Apron Above MLW

7.5 feet on all sides

Roll-on/Roll-off Ramps

Eight fixed ramps designated
Bay 154, 670 linear feet above MLW
Bay 155, 550 linear feet above MLW
Bays 161 – 171, 1,259 linear feet above MLW

Bays 165 – 181, 1,450 linear feet above MLW
Fixed ramp at passenger terminal H, 750 linear feet above MLW

Railroad Facilities
Intermodal Container Transfer Facility (ICTF) has three (3) 3,000 ft. of working rail track for a total of 9,000 ft. on 13 acres of land.

Train Scheduling Requirements- All train trips to and from PortMiami must be scheduled with and approved by the PortMiami Berthing Office at least 24 hours in advance. The ICTF operates 7 days per week.

Passenger Terminal Complex
PortMiami currently has ~~6~~ 7 passenger terminals in use on the North side of the port. Terminal B (189,730 sq. ft.), Terminal C (190,995 sq. ft.), Terminal D (139,001 sq. ft.), Terminal E (125,387 sq. ft.), Terminal F (216,384 sq. ft.), Terminal G (143,744 sq. ft.) and Terminal A (208,953 sq. ft.), a privately operated cruise terminal. Terminal J (56,706 sq. ft.) is located on the south side of the port; and Terminal V (129,613 sq. ft.) is located on the west side of the port. ~~J on the south side of the port; and Terminal V (133,036 sq. ft.—currently under construction) on the west side of the port as follows: Cruise Terminals B & C (190,491 sq. ft.), D & E (257,693 sq. ft.), F & G (287,488 sq. ft.), H and terminal J (56,706 sq. ft.), in addition to privately operated Terminal A (208,961 sq. ft.).~~ The square footage amounts listed above include areas for U.S. Customs and Border Protection, as well as offices.

Transit Cargo Sheds

Transit Shed B.....200,000 Square Feet
Transit Shed E.....36,000 Square Feet
Transit Shed G.....152,000 Square Feet

At present, there is a total of 388,000 square feet of transit cargo shed space.

Services
There is a total of 18,500 linear feet of marginal berthing. Telephone and water connections are alternately provided every 120 feet.

Index

Abandoned Cargo 8
Access to Records 11
Anchorage 53
Anchorage or Obstruction in Turning Basins and Channels 15
Annual And Temporary Permit Fees 44
Appeals 6
Application for Berth 16
Application of Tariff and Supplements 6
Assignment of Berth 16
Basis of Charge 23
Berth Assignment 1
Berth Day 1
Berthing For Clearance 24
Boat Cradle Removal 20
Calculation Of Cargo Tonnage 26
Cargo Wharfage Charges 26
Change of Berth 16
Cleaning Facilities 34
Cleanliness of Premises 19
Computation Of Free Time 29
Consent to Terms of Tariff 6
Container Gantry Crane Characteristics 32
Container Gantry Crane Rules And Regulations 31
County 1
County Commission 1
County Mayor 1
Crane Condition 33
Crane Rates 32
Damage to Facilities 20
Damages Sustained To Crane 34
Dangerous Cargo 1
Dante B. Fascell Port of Miami-Dade 3
Disclaimer for Loss or Damage 8
Dockage 1
Dockage Charge For Military, Historical, Heritage Vessels 24
Dockage Charges For Miami-Dade County Agencies 25
Dockage Charges For Ocean Research Vessels 24
Dockage for Cultural, Charitable Events 23
Dockage For Unauthorized Berthing 23
Dockage Rates for Tugs 23
Dockage Rates For Vessel Wet Docking 24
Duration of Dockage 23
Electric Current For Refrigerated Units 42
Emergencies 20
Emergency tariff waiver for hurricanes and natural disasters 12
Explosives inflammables other hazardous materials 20
Facility Security Plan (FSP) 1
Fiscal Year 1
Fisher Island Turning Basin 52
Fisherman's Channel 52
Free Time 2
Free Time Allowance 29
Fresh Water 42
Fresh Water Unit Connection Replacement 42
Furnishing Cargo Statements and Vessel Reports 9
General 19
General Restrictions and Limitations 7
Handling 2
Heavy Lift 2
Heavy Lift Charges 33
Inaugural Activities 14
Indemnification 12
Inside Fencing 38
Insurance 13
Late Documentation on Service Fee 9
Lease Documents Late Fee 39
Lease Environmental Protection And Indemnities 39
Lease Permits And Licenses 39
Leasing 19
Lights at Night 15
Liquefied Natural Gas (LNG) Bunkering 51
Loading and Unloading 2
Loitering on Port Property 20
Main Channel 52
Main Turning Basin 52
Man Overboard 17
Miami Harbor 52
Minimum Charge 24
Minimum Storage Charges 30
Multi-Day Cruise Parking Revenue 3

Non-Operating Port 2
Non-Shipment By Water 29
Notice of Violation 3
Open Ground Leases 37
Operator 2
Other 38
Passenger Wharfage Charges For Small Passenger Vessels Berthing At Terminal J 27
Payment For Rental Of Cranes 33
Payment Guarantee 12
Payment of Bills 9
Person 3
Placement Goods Not to Be Bailment 8
Point of Rest 3
Pollution of Air and Water 15
Port Director 3
Port Facilities And Specifications 53
Port Legal Holidays 2
Port Terminal 3
PortMiami Administrative Fee 9
Portmiami Foreign Trade Zone No. 281 40
PortMiami Personnel Fees 7
Rental of Space 35
Returned Check Service Fee 14
Seaport Department 3
Security 21
Ship Agent 4
Ship's Stores 26
Signs 21
Small Boat 4
Small Passenger Vessel 4
Smoking 21
Solicitation 21
Special Dock Parking Permit 50
Speed 16
Tariff 4
Temporary Emergency Changes to Tariff 11
Terminal Storage 4
Terminal Storage Charges 30
Third Party Contracts 19
Tides And Tidal Currents 53
Transshipments 27
Unauthorized Berthing 17
Usage 4
Use of and Responsibility for TWIC Readers ... 22
Vehicle Examination Facility Charge 43
Vehicle Parking At The Port 43
Vehicles 21
Vessel 4
Vessel Fire Notification 17
Vessel to be Continuously Worked 17
Western Turning Basin 52
Wharf Demurrage 4
Wharf Demurrage Charges 29
Wharf Obstruction 22
Wharfage, Cargo 4
Wharfage, Passenger 5

I.O. No.: 4-68
ORDERED:
~~9/28/2021~~9/20/2022
EFFECTIVE:10/01/~~2021~~2022

MIAMI-DADE COUNTY
IMPLEMENTING ORDER

SCHEDULE OF ALL SERVICE LEVELS AND FEES FOR MIAMI-DADE COUNTY
SOLID WASTE SERVICES

AUTHORITY:
The Miami-Dade County Home Rule Charter, including among others, Sections 1.01 and 2.02A, and Chapter 15 of the Code of Miami-Dade County.

SUPERSEDES:
This Implementing Order (IO) supersedes IO 4-68, ordered September ~~28, 2020~~20, 2021, and effective October 1, ~~2021~~2022.

POLICY:
This Implementing Order provides a schedule of all solid waste service levels and fees.

PROCEDURE:
The administration of this Implementing Order is designated to the Director of the Miami-Dade County Department responsible for Solid Waste Management, who shall be responsible for the collection of fees and the delivery of the required services, pursuant to Chapter 15 relating to powers and duties of Solid Waste Management. Every year, or earlier, if need be, the Director shall review all fees in terms of cost and recommend necessary changes to the County Mayor through this implementing order procedure.

DEFINITIONS:
Contract Disposal – use of the County Waste Management System by any person, governmental entity, corporation or partnership that has entered into an Agreement with the County of ten (10) years or greater in duration for such County Solid Waste Management System use.

Non-Contract Disposal – use of the County Waste Management System by any person, governmental entity, corporation or partnership that has not entered into an Agreement with the County of ten (10) years or greater in duration for such County Solid Waste Management System use.

FEE SCHEDULE:
The fee schedule adopted by this Implementing Order is attached hereto and made a part hereof. This official fee schedule is also filed with and subject to the approval of the Board of County Commissioners and on file with the Clerk thereof. Fees that are charged by the County shall be the same as those listed in the official fee schedule on file with the Clerk of the County Commission.

This Implementing Order is hereby submitted to the Board of County Commissioners of Miami-Dade County, Florida.

Approved by the County Attorney as
to form and legal sufficiency _____

Narrative

Introduction

The operations and activities conducted by the Miami-Dade County Department of Solid Waste Management ("DSWM" or the "Department") are directed primarily by the provisions of Chapter 15 of the Code of Miami-Dade County (the "Code").

Residential Waste Collection Service

In accordance with the provisions of Sections 15-2 (Solid Waste collections services, container usage, condition, and location) and 15-13 (County collection of solid waste) of the Code, DSWM is authorized to provide waste collections services "to all areas of the County where solid waste collection service is provided" and furthermore that "All residential waste collection within said areas shall, *at the discretion of the Director,* be serviced *only* by the Department". Additionally, the "Director shall have the power to establish the type of solid waste collection service to be rendered to all areas where County solid waste collection service is provided, and to promulgate rules and regulations not inconsistent herewith". Section 15-24 of the Code directs the Department to charge and collect fees for the provision of these waste collection services to residential units.

Accordingly, DSWM provides and collects fees for waste collection and recycling services to single-family, duplex, triplex and quad living units in unincorporated Miami-Dade County and the cities of Aventura, Cutler Bay, Doral, Miami Gardens, Miami Lakes, Opa-locka, Palmetto Bay, Pinecrest, Sweetwater and Sunny Isles Beach. In addition, curbside recycling services are also provided to those cities that have inter-local agreements with Miami-Dade County, including El Portal, Florida City, Medley, Miami Beach, Miami Springs, North Bay Village, South Miami, Virginia Gardens and West Miami.

Other Waste Collection Services

In addition to the services provided to residential units as outlined in the previous paragraph and per the provisions of Section 15-14 (Special collections, fees, extra charges) of the Code, the Department is authorized to perform any special collections or waste services not directly addressed in the Chapter "pursuant to such conditions as may be specified by the Director" and is further authorized to charge and collect fees as approved by the Board of County Commissioners (the "Board"). For example, Section 15-2. (Solid waste collection services, container usage, condition and location) of the Code, requires commercial business and multi-family properties to maintain waste collection service, but offers them the choice of either "the proper governmental agency able to provide such services or that of a licensed solid waste hauler authorized to perform such services." Accordingly, the Department offers these services to these establishments. Also, per Section 15-14 of the Code, other waste services specifically include the service of removal of any illegally dumped materials and the Department is directed to "charge and collect fees for such services" as provided for by the implementing order.

Section 15-12 (Emergency powers of the Director) of the Code, also provides DSWM with "the authority to suspend, modify or expand services provided by the Department … in such emergency circumstances as national disasters, civil disorders or other circumstances" and to collect fees accordingly. Through this authorization, and in accordance with the needs of the community, the Department plays a major role in storm debris clean-up following a significant event.

Permitting

In accordance with Section 15-17 of the Code, DSWM is directed to manage the permitting of General Haulers, Landscaping Businesses, Waste Tire Generators and Waste Tire Transporters. The Department is directed to administer the application process, and charge and collect fees accordingly inclusive of application fees (Section 15-17-1), vehicle registration fees (Section 15-17.4), annual permit renewal fees (Section 15-17.6).

Code Enforcement Activities

As part of its responsibilities, DSWM may prosecute violations of Chapter 15 (Solid Waste Management) of the Code. Violations of this chapter may be prosecuted pursuant to Chapter 8CC (Code Enforcement) of the Code. In addition to the provisions in Section 15-5 of the Code, DSWM may institute civil action in a court of competent jurisdiction to recover damages, civil penalties, and enforce compliance with terms of Chapter 15, as per Section 15-32 (Enforcement and penalties for violations of Chapter 15) of the Code. This includes enforcement provisions of Sections 15-2, 15-2.1, 15-2.2, 15-2.3, 15-5, 15-5.2, 15-6, 15-7, 15-8, 15-17, and 15-25 of the Code. For additional information regarding Code Enforcement, please refer to Miami-Dade County IO No. 2-5 on Code Enforcement.

Waste Disposal Services

Miami-Dade County owns and operates three Landfills and three Regional Transfer Stations for waste disposal and owns the Resources Recovery Facility where waste is converted into energy that is used to power the plant and exported to the power grid. Per the provisions of Section 15-25 of the Code, the Department is directed to charge and collect fees for use of these facilities as approved by the Board.

Additionally, per Section 15-25.2 (Disposal Facility Fee payable to the County) of the Code, private haulers operating in the Disposal Facility Fee area of the County are directed to make a monthly remittance to DSWM in an amount equivalent to fifteen percent (15%), less the 2.5% administrative credit plus any applicable late fees, of the prior month's receipts for collection and disposal services provided in Miami-Dade County, excluding any related to recyclable materials, Construction and Demolition (C&D) debris or compactor leasing.

Also, per Section 15-25 of the Code, the only exemption to the requirement for full fee collection for disposal services is a fifty percent (50%) discount offered to charitable organizations which accept household discards for reuse, reconditioning or repurposing.

Definition of Waste Collection Services

	Service Level
a) Curbside Garbage Collection (Residential and Multi-family)	Twice weekly garbage collection (bagged or canned).
b) Automated Curbside Garbage Collection (Residential and Multi-family)	Twice weekly garbage collection (all materials must be in one or more automated service carts. Materials not in automated service cart will not be collected).
c) Curbside Trash Collection	Two (2) scheduled pickups per calendar year (January 1st through December 31st) of up to twenty-five (25) cubic yards per pickup or one (1) scheduled pickup per calendar year (January 1st through December 31st) of up to fifty (50) cubic yards per pickup.
d) Neighborhood Trash and Recycling Center (TRC) Service	Access ~~for~~ to drop-off of residential trash and recyclables (seven (7) days per week) during established operating hours.
e) Curbside Recycling	Once every other week curbside collection of recyclables. Pursuant to Resolution No. R-1137-08, the County has entered into interlocal agreements with municipalities to collect and process their recyclable materials and will charge these municipalities the appropriate rates as delineated in the interlocal agreements.
f) Residential Dumpster Service	Containerized garbage and trash collections service.
g) Onsite Garbage Collection (Commercial)	Twice per week (limited to one cart, per waste unit charged). Accounts with consistent overages will be increased to the appropriate service level.
h) Container Service/Roll-off (Commercial)	Uncompacted rollaway containerized garbage and trash collection service with varying number of pickups and container sizes
i) Emergency and Storm Debris	Removal, transport, processing and disposal of debris prior to (FEMA Category B Emergency Protective Measures) and resulting from (FEMA Category A Debris Removal) storms and natural disasters, whether or not the event triggers a federal emergency declaration

Miami-Dade County Department of Solid Waste Management**

"Providing our customers with exceptional waste collection, recycling and disposal services that protect, preserve and improve our environment and the quality of life in our community."

Waste Collection Services

	RESIDENTIAL SERVICES	SERVICE DESCRIPTION	COLLECTION MODE	ANNUAL PICK-UPS	FEE COLLECTION	FEE
	Single Family, Duplex, Triplex & Quad				Annual via Tax	
	Garbage, Trash, TRC & Recycling (One Garbage Cart)	Curbside Garbage	(1) 35 - 96 gal. cart	101-104	Annual via Tax	$~~484.00~~509.00
		Curbside Recycling	(1) 35 - 96 gal. cart	26	Annual via Tax	
		Curbside Trash	2 pickups of up to 25 cubic yards each or 1 pickup of up to 50 cubic yards	1 or 2		
		TRC Access	Drop Off	Unlimited access		
	Garbage & Recycling (Multi-family collection per living unit)	Curbside Garbage	(1) 35 - 96 gal. cart	101 - 104	Annual via Tax	$~~194.00~~204.00
		Curbside Recycling	(1) 35 - 96 gal. cart	26		
	TRC Access (only)	TRC Access	Drop Off	Unlimited access	Annual via Tax	$~~123.00~~129.00
	Recycling Service (only)	Curbside Recycling	(1) 35 - 96 gal. cart	26	Annual via Tax	$ 43.00
	Multi-Family (Residential Service)				Annual via Tax	
	Residential Dumpster & TRC	Garbage	Shared Dumpster	101 - 104	Annual via Tax	$~~373.00~~ 393.00
		TRC Access	Drop Off	Unlimited Access		
	Special Services (Residential)					
	Reserve Account (Emergency) (1)	Establish a restricted reserve fund account for storms, emergencies and/or natural disaster up to $20 million (estimated present value of Category 1 Hurricane in FY 2020-21), amount to be adjusted by CPI annually. This reserve will be utilized to offset funding gaps after all available or all eligible reimbursements have been pursued or received by Department			Annual via Tax	To Be Determined
	Additional Waste Cart	Each additional waste cart for automated Curbside Garbage collection	(1) 35 - 96 gal. cart	101-104	Direct Bill	$~~136.50~~144.00
	Replace Waste Cart without a police report		N/A	N/A	Direct Bill	$ ~~65.00~~68.00

						Adopted Range	
						Min	Max
	Extra Garbage Pick-Up (per Waste Cart per trip)	Beyond established twice weekly pick-up service	(1) 35 - 96 gal. cart	Per trip	Direct Bill	$35.00	$~~150~~200.00
	EXCESS Curbside Trash per cubic yard	Beyond the established service level	N/A	N/A	Direct Bill	$~~25.00~~27.00	
	EXPEDITE Curbside Trash	Expedite collection for annual 2 pickups of up to 25 cubic yards each or 1 pickup of up to 50 cubic yards	N/A	N/A	Direct Bill	$180.00	
	~~Additional~~ Second Recycling Cart	Curbside Recycling	(1) 35 - 96 gal. cart	26		Free	
	~~One additional~~Third Recycling Cart	Curbside Recycling	65 gal. cart	26	Direct Bill	$~~65.00~~68.00	
	Removal/Disposal Of Contaminated Recycling Cart	Curbside Recycling	35-96 gal. cart	Per occurrence	Direct Bill	$144.00	
						Adopted Range	
						Min	Max
	Dumpster Garbage (Residential)	Onsite Collection	1 to 8 Cubic Yards	52-362	Monthly Invoice	$65.70	$7,332.00

	COMMERICAL SERVICES (Annual)	SERVICE DESCRIPTION	COLLECTION MODE	ANNUAL PICK-UPS	FEE COLLECTION	Adopted Range	
						Min	Max
	Commercial Cart				Annual via Tax		
	Automated Cart (Garbage)	Onsite Collection	96 gal. cart	101-104	Annual via Tax	$~~496.00~~522.00	
	Additional Waste Cart	Each additional waste cart for automated Curbside Garbage collection	(1) 35 - 96 gal. cart	101-104	Direct Bill	$~~136.50~~144.00	

	COMMERCIAL SERVICES (Monthly)	SERVICE DESCRIPTION	COLLECTION MODE	WEEKLY PICK-UPS	FEE COLLECTION	Adopted Range	
						Min	Max
	Commercial Dumpster / Roll-off				Monthly Invoice		
	Dumpster Garbage	Onsite Collection	1 to 8 Cubic yards	52 - 362	Monthly Invoice	$65.70	$7,332.00
	Containerized/Roll-off Trash or Garbage per pickup	Onsite Collection. Cost of disposal will be charged separately	10 to 40 Cubic yards	On call or Scheduled	Monthly Invoice	$154.20	$671.81
	Containerized/ Roll-off Construction & Demolition per pickup	Onsite Collection. Cost of disposal will be charged separately	10 to 40 Cubic yards	On call or Scheduled	Monthly Invoice	$100.00	$500.00

The Director ~~of~~ or designee may generate a memorandum annually which sets forth the schedule of fees for uncompacted and compacted rollaway dumpsters, roll-off containers and whole tires per cubic yard service for Miami-Dade County Departments

The Director may establish direct bill services to non-waste collection service area customers that utilize Curbside Trash services in accordance with the rates set forth herein.

OTHER COLLECTION SERVICES	SERVICE DESCRIPTION	COLLECTION MODE	PICK-UPS	FEE COLLECTION	FEE
Special/Violation Waste Collection					
Special Curbside Trash Collection per cubic yard	Containerized Curbside Trash	Curbside	Upon request	Direct bill	$~~25.00~~27.00
Violation Waste Removal per Cubic Yard	The minimum charge per occurrence is $250.00, based on a five (5) cubic yard minimum charge	Curbside Trash	As Needed	Direct bill	$~~50.00~~53.00
Waste Certification Fee (In accordance with Sec 15-28 (c) of the Miami Dade County Code	Each written certificate, certifying the amount of waste fees due upon any parcel of real property subject to payment of waste fees or certifying that no waste fees are due	n/a	n/a	Direct bill	$60.00
OTHER COLLECTION SERVICES	**SERVICE DESCRIPTION**	**COLLECTION MODE**	**PICK-UPS**	**FEE COLLECTION**	**FEE**
Schedule for Permitted Landscapers					
Clean Yard Trash disposal by permitted landscaper at TRC (up to 6 cubic yards)	The minimum charge per TRC visit up the 6 cubic yards	Drop off		Direct bill and/or electronic payment	$ ~~26.88~~29.00

Other Miscellaneous Services	Service Description	Fee Collection	Fee
Application Review			
Review of SW Facility Operating Permit	Resource recovery and management facility permit Application	DSWM	$290.00
EXPEDITE Review of SW Facility Operating Permit	Resource recovery and management facility permit Application	DSWM	$340.00
Review of Planning Application	Review to determine impact to waste collection and/or disposal service	DSWM	$230.00
EXPEDITE Review of Planning Application	Review to determine impact to waste collection and/or disposal service	DSWM	$280.00
Review of Annexation/ Incorporation Application	Review to determine impact to waste collection and/or disposal service	DSWM	$290.00

	EXPEDITE Review of Annexation/ Incorporation Application	Review to determine impact to waste collection and/or disposal service	DSWM	$340.00

Waste Permit Fees

	Permit Fees	Service Description	Fee Collection	Fee
	Waste Permit Fees			
	General Hauler Permit	Annual Application/Renewal	DSWM	$630.00
	General Hauler Vehicle Registration	Annual Vehicle Registration	DSWM	$74.00
	Landscaper Permit	Annual Business Fee Application/Renewal	DSWM	$236.00
	Landscaper Vehicle Registration	Annual Vehicle Registration	DSWM	$84.00
	Tire Generator Permit	Annual Business Permit Application/Renewal	DSWM	$26.00
	Tire Generator Location	Annual per location fee	DSWM	$79.00
	Waste Tire Transporter Permit	Annual Business Fee Application/Renewal	DSWM	$26.00
	Waste Tire Transporter Vehicle Registration	Annual Vehicle Registration	DSWM	$26.00
	Delinquent Penalty (Late Renewal)	Per month late fee for past due accounts up to 1 year	DSWM	10% 1st month. plus, additional 5% each month thereafter
	Doing Business Without Permit	Operating Fee for permit accounts delinquent for more than 1 year.	DSWM	$100 per year

~~Civil Court~~Code Enforcement Processing Recovery Fees

	~~Court~~ Administrative Fees (Authorized by Chapter 8CC, Code of Miami-Dade County)	Description	Fee Collection	Fee
	Court Fees			
	Administrative Hearing Department Cost		MDC Finance Department, Credit and Collection Section~~MDC Clerk of Courts~~	130.00
	Lien Release Fee		MDC Finance Department, Credit and Collection Section~~MDC Clerk of Courts~~	$80.00
	Payoff Letter		MDC Finance Department, Credit and Collection Section~~MDC Clerk of Courts~~	$55.00

	Posting of Notices		MDC Finance Department, Credit and Collection Section~~MDC Clerk of Courts~~	$25.00
	Lien Cancellation Notices		MDC Finance Department, Credit and Collection Section~~MDC Clerk of Courts~~	$25.00
	Photographs, Reports or Other Exhibits		MDC Finance Department, Credit and Collection Section~~MDC Clerk of Courts~~	Actual Cost
	County Attorney's Fees		MDC Finance Department, Credit and Collection Section~~MDC Clerk of Courts~~	Actual Cost
	Other Court Filing Fees (each document)		MDC Finance Department, Credit and Collection Section~~MDC Clerk of Courts~~	Actual Cost
	Continuing Penalties		MDC Finance Department, Credit and Collection Section	Actual Cost

	Returned Check charges per check (Authorized by F/S/ 932/07 (2017)	**Description**	**Fee Collection**	**Fee**
	If face value of check does not exceed $50.00			$25.00
	If face value of check exceeds $50.00 but does not exceed $300.00			$30.00
	If face value of check exceeds $300.00			**$**40.00 or an amount up to 5% of the check, whichever is greater

Waste Disposal Services

	Disposal System Fees	**Service Description**	**Fee Collection**	**Fee**	
	Waste Disposal			Per Ton	
	Contract Disposal Fee (per ton)	Waste delivery to Disposal Facilities (Contract rate)	Direct Bill	$~~66.75~~68.77	
	Non-Contract Disposal Fee (per ton)	Waste delivery to Disposal Facilities (Non-contract rate)	Direct Bill	$~~97.77~~102.66	
	Transfer fee (per ton)	Waste delivery to Transfer Station (added to Disposal Fee)	Direct Bill	$~~14.60~~15.04	
	Non-Contract Transfer fee (per ton)	Waste delivery to Transfer Station (added to Disposal Fee)	Direct Bill	$15.33	
	Waste Tires (per ton)	Acceptance of Waste Tires	Direct Bill	$114.18	
	Asbestos (per ton)	Acceptance of Asbestos	Direct Bill	$100.00	
				Adopted Range	
				Min	**Max**
	Material Suitable for landfill cover (per ton)	Prior approval is mandatory; otherwise standard rates apply(2)	Direct Bill	$1.00	$32.00

	Other			
	Special Handling Fee (per load)	Other solid waste requiring special handling (added to Disposal Fee)	Direct Bill	$~~74.17~~77.88
	Safety Vest	Safety Vest sold at scale houses. Safety vests are required at all disposal sites (landfills and transfer stations)	Direct Bill	$3.00
	Disposal Facility Fee (Sec. 15-25.2)	15% of prior month WCSA waste fees charged	Due monthly	
	Clean Yard Trash Disposal per cubic yard, by Permitted Landscaper at a Disposal Facility;	Clean Yard Trash conversion factor of 0.121 tons per cubic yard		$~~8.09~~8.32

In the event that the scale(s) at the disposal facilities are unavailable, the disposal fee will be based on the total cubic yard payload capacity of the vehicle converted to tons using the Schedules of Weights and Measures that are available at the Clerk of the Board.

(1) Reserve Account (Emergency) fee will not be assessed for FY ~~2021-22~~2022-23.

(2) Soil-like material with limited use applications as determined by the Director of Solid Waste Management based on appearance, structural characteristics, and/or physical contents. Receipt of this material is subject to the needs of the Department at the landfill only. Prior arrangement is required. Non-conforming material will be charged at the full tipping fee or may be rejected.

I.O. No.: 4-141
Ordered: 09/20/22
Effective: 10/01/22

MIAMI-DADE COUNTY
IMPLEMENTING ORDER

ELECTIONS DEPARTMENT FEES

AUTHORITY:
The Miami-Dade County Home Rule Charter, including, among others, Sections 1.01, 8.01, and 8.02, and Sections 99.097 and 100.371, Florida Statutes, and Section 12-23 of the Code of Miami-Dade County.

SUPERSEDES:

POLICY:
This Implementing Order establishes a schedule of fees for petition verification processing services.

FEE SCHEDULE:
The fee schedule adopted by this Implementing Order is attached hereto and made a part hereof. The official fee schedule is also filed with and subject to the approval of the Board of County Commissioners and on file with the Clerk thereof. Fees that are charged by the Elections Department shall be the same as those listed in the official fee schedule on file with the Clerk of the County Commission.

This Implementing Order is hereby submitted to the Board of County Commissioners of Miami-Dade County, Florida.

Approved by the County Attorney as
to form and legal sufficiency _____

ELECTIONS DEPARTMENT FEE SCHEDULE

The Miami-Dade County Elections Department shall charge and collect fees for the items and rates listed in the following schedule:

Service	**Fee**
Petition Verification Processing for Constitutional Amendments Proposed by Initiative	**$0.94 per signature**
All Other Petition Verification Processing	**As provided in Section 99.097, Florida Statutes**

I.O. No.: 4-107
Ordered: 09/~~28~~20/202~~1~~2
Effective: 10/01/202~~1~~2

MIAMI-DADE COUNTY
IMPLEMENTING ORDER

FEE SCHEDULE FOR REGULATORY AND ECONOMIC RESOURCES DEPARTMENT
CONSUMER PROTECTION SERVICES

AUTHORITY:
The Miami-Dade County Home Rule Charter, including among others Sections 1.01 and 2.02A; Chapter 8A, Articles III, VIIA, XVI, XVII, XVIII, XX, XXII; Chapter 8AA, Article II; Chapter 17D; Chapter 22; Chapter 30, Article III; and Chapter 11A, Article IX of the Code of Miami-Dade County.

SUPERSEDES:
This Implementing Order supersedes Implementing Order 4-107, ordered September ~~17~~28, 202~~0~~1 and effective October 1, 202~~0~~1.

POLICY:
This Implementing Order establishes a schedule of fees to be assessed and collected by the Regulatory and Economic Resources Department to cover the cost of processing permits, licenses, registrations, limited authorizations, certificates, decals and applications; performing inspections; and providing other services.

FEE SCHEDULE:
The fee schedule adopted by this Implementing Order is attached hereto and made a part hereof.

This Implementing Order is hereby submitted to the Board of County Commissioners of Miami-Dade County, Florida.

County Mayor

Approved by the County Attorney as
to form and legal sufficiency: _____

Regulatory and Economic Resources Department Fee Schedule:
Consumer Protection Services

Fees effective October 1, 2021~~1~~2

The following regulatory and application fees are non-refundable, unless otherwise stated, and are separate from any occupational license fee that may be applicable.

I. LOCKSMITH – Chapter 8A – Article XVII

Effective July 1, 2021, Section 163.211, Florida Statutes, preempts local licensing of occupations unless otherwise authorized by general law. This preemption applies to the following locksmith-related licenses issued by the Consumer Protection Division: Locksmith Business Registration; Locksmith Apprentice Permit; and Certified Locksmith Certification. Therefore, for such licenses, applicants seeking a new or renewed license between October 1, 2022 and June 30, 2023 will be issued said license with an expiration date of July 1, 2023. The fee paid for any such license will be prorated on a monthly basis to cover only the licensure period between the date of issuance or renewal and the statutory July 1, 2023 expiration date. The following fees shall be in effect through ~~September 30~~July 1, 2022~~2~~3. ~~Each October 1 thereafter, the fees shall be increased by the percentage increase in the Consumer Price Index during the preceding year, rounded up to the nearest $1 increment.~~

A. Locksmith Business Registration

1) Initial and Annual Renewal Registration Fee (per business location) $ ~~407.00~~428.00

2) Late Fee for renewal of registration after expiration date (in addition to Renewal Fee)

50% of Initial and Annual Renewal Fee

3) Replacement of Registration Certificate $ ~~19.00~~20.00

B. Locksmith Certificate and Permit

The following fees shall be in effect through ~~September 30~~July 1, 2022~~2~~3. ~~Each October 1 thereafter, the fees shall be increased by the percentage increase in the Consumer Price Index during the preceding year, rounded up to the nearest $1 increment.~~

Permits and certificates shall take effect on the date they are approved by the Director.

1) Apprentice Permit

a) Initial and Annual Renewal Fee $ ~~32.00~~34.00

b) Late Fee for Renewal of permit after expiration date (in addition

to Renewal Fee)

50% of Initial and Annual Renewal Fee

c) Replacement of Apprentice Permit $ ~~9.00~~10.00

2) Certified Locksmith Certification

a) Initial and Annual Renewal Fee $ ~~42.00~~45.00

b) Late Fee for Renewal of Certification after expiration date (in addition to Renewal Fee)

50% of Initial and Annual Renewal Fee

c) Replacement of Certified Locksmith Certification $ ~~9.00~~10.00

II. MOTOR VEHICLE REPAIR – Chapter 8A – Article VIIA

Registrations, certificates, and permits shall take effect on the date they are approved by the Director.

A. Motor Vehicle Repair Shop Registration

The following fees shall be in effect through September 30, 202~~2~~3. Each October 1 thereafter, the fees shall be increased by the percentage increase in the Consumer Price Index during the preceding year, rounded up to the nearest $1 increment.

1) Initial and Annual Renewal Fee (per business location) $ ~~336.00~~353.00

2) Late Fee for Renewal of Registration after Expiration (in addition to Renewal Fee)

50% of Initial and Annual Renewal Fee

3) Replacement of Registration $ ~~19.00~~20.00

B. Mechanic/Technician Certificate or Apprentice Permit

The following fees shall be in effect through September 30, 202~~2~~3. Each October 1 thereafter, the fees shall be increased by the percentage increase in the Consumer Price Index during the preceding year, rounded up to the nearest $1 increment.

1) Apprentice Permit or Certificate for Specialty or Master Mechanic, Motor Vehicle Body Repair Technician, or Motor Vehicle Paint Technician

a) Initial and Annual Renewal Fee $ ~~42.00~~45.00

b) Late Fee for Renewal of Certificate after Expiration (in addition to Renewal Fee)

50% of Initial and Annual Renewal Fee

c) Replacement of Certificate $ ~~9.00~~10.00

III. MOVING – Chapter 8A - Article XVI

The following fees shall be in effect through September 30, 202~~2~~3. Each October 1 thereafter, the fees shall be increased by the percentage increase in the Consumer Price Index during the preceding year, rounded up to the nearest $1 increment.

A. Initial and Annual Renewal Registration Fee $ ~~520.00~~546.00

B. Late Fee for Renewal of Registration after Expiration (in addition to Renewal Fee)

50% of Initial and Annual Renewal Fee

C. Replacement of Registration Certificate $ ~~19.00~~20.00

D. Moving Decal Fee $ ~~68.00~~72.00

IV. TOWING – Chapter 30 – Article - III

The following fees are non-refundable; however, license and decal fees paid for additional trucks which have not been inspected by the Department shall be refunded if the licensee withdraws the truck prior to inspection.

The following fees shall be in effect through September 30, 202~~2~~3. Each October 1 thereafter, the fees shall increase by the percentage increase in the Consumer Price Index during the preceding year, rounded up to the nearest $1 increment.

a. Towing Company License Fees
1) Initial and Annual Renewal Fee

a) Company with one tow truck (includes one truck decal) $ ~~429.00~~451.00

b) Each additional truck $ ~~164.00~~173.00

2) Late Fee for Renewal of License of company after expiration (in addition to Renewal Fee)

50% of Initial and Annual Renewal Fee

3) Replacement of License $ ~~19.00~~20.00

b. Tow Truck Decal Fees

1) Initial and Renewal Fee for each additional Tow Truck $ ~~98.00~~103.00

2) Replacement of Decal $ ~~83.00~~88.00

V. WATER REMETERING – Chapter 8A – Article XVIII

a. Initial and Annual Renewal Registration Fee **(Per Unit)**

1) Owner of Remetered Property $ 5.00

Effective July 1, 2021, Section 163.211, Florida Statutes, preempts local licensing of occupations unless otherwise authorized by general law. This preemption applies to the Water Remeterer License issued by the Consumer Protection Division. Therefore, for such license and the following fees, applicants seeking a new or renewed license between October 1, 2022 and June 30, 2023 will be issued said license with an expiration date of July 1, 2023. The fee paid for any such license will be prorated on a monthly basis to cover only the licensure period between the date of issuance or renewal and the statutory July 1, 2023 expiration date. The following fees shall be in effect through ~~September 30~~July 1, 202~~2~~3. ~~Each October 1 thereafter, the fees shall be increased by the percentage increase in the Consumer Price Index during the preceding year, rounded up to the nearest $1 increment.~~

2) Remeterer $ ~~352.00~~370.00

b. Late Fee for Renewal of Registration after expiration date (in addition to Renewal Fee)

50% of Initial and Annual Renewal Registration Fee

c. Replacement of Registration Certificate $ ~~19.00~~20.00

VI. SHOPPING CART – Chapter 8A – Section 8A-76(b)

This fee schedule establishes filing fees associated with petitions seeking an exemption from posting required notices on shopping carts.

The following fees shall be in effect through September 30, 202~~2~~3. Each October 1 thereafter, the fees shall increase by the percentage increase in the Consumer Price Index during the preceding year, rounded up to the nearest $1 increment.

A. Petition involving one store location	$	~~73.00~~77.00
B. Petition for each additional store location	$	~~37.00~~39.00

VII. MOTOR VEHICLE TITLE LOANS – Chapter 8A- Article III

The following fees shall be in effect through September 30, 202~~2~~3. Each October 1 thereafter, the fees shall increase by the percentage increase in the Consumer Price Index during the preceding year, rounded up to the nearest $1 increment.

A. Motor Vehicle Title Loan Business License Fees		
1) Initial Application and License Fee	$	~~1,912.00~~2,008.00
2) Biannual Renewal Fee	$	~~1,459.00~~1,532.00
3) Reactivation Fee (in addition to the Biannual Renewal Fee within 90 days of expiration)	$	~~321.00~~338.00
4) Replacement of License	$	~~19.00~~20.00

VIII. IMMOBILIZATION OF MOTOR VEHICLES – Chapter 30 – Article III

The following fees shall be in effect through September 30, 202~~2~~3. Each October 1 thereafter, the fees shall increase by the percentage increase in the Consumer Price Index during the preceding year, rounded up to the nearest $1 increment.

A. Immobilization Company License Fees		
1) Initial and Annual Renewal Fee	$	~~763.00~~802.00
2) Late Fee for Renewal of License of company after expiration ~~50% of Initial (in addition to Renewal Fee) and Annual Renewal Fee~~ 50% of Initial (in addition to Renewal Fee) and Annual Renewal Fee		
3) Replacement of License	$	~~19.00~~20.00
B. Immobilization Individual license Fees		
1) Initial and Annual Renewal Fee	$	~~127.00~~134.00
2) Late Fee for Renewal of License of Individual after expiration ~~50% of Initial (in addition to~~		

~~Renewal Fee) and Annual Renewal Fee~~

50% of Initial (in addition to Renewal Fee) and Annual Renewal Fee

3) Replacement of License $ ~~9.00~~10.00

IX. ADMINISTRATIVE RECOVERY FEES – Chapter 8A - Article I, III, VIIA, XVI, XVII, XVIII, XIX, XX, XXII; Chapter 8AA-Article II, Chapter 21 – Article IV; Chapter 22; Chapter 30, Article III.

The following fees are for administrative, licensing, collection and enforcement related activities necessary beyond the issuance of civil citations under Chapter 8CC.

A. Collection Processing Fees
1) Case Processing Fee $ Actual Cost
2) Lien Processing Fee $ Actual Cost
3) Lien Recording Fee $ Actual Cost
4) Lien Cancellation Fee $ Actual Cost
5) Research Fee $ Actual Cost
6) Inspection (each) when in excess of two $ 75.00

B. Interest charges at the rate of 12% per year, as amended by the Board of County Commissioners from time to time, may be assessed in addition to any other penalties.

C. Background Check $ Actual Cost

D. Notary Fee $ 7.00

E. Administrative Hearing $ 85.00

F. Special Event reimbursement $ Actual Cost

G. Agricultural Tours reimbursement $ Actual Cost

H. Special Set Wage Theft Hearing
1) Half Day $ 400.00
2) Full Day $ 800.00

X. REGISTRATION OF DOMESTIC PARTNERSHIP – Chapter 11A – Article IX

The following fees shall be in effect through September 30, 202~~2~~3. Each October 1 thereafter, the fees shall increase by the percentage increase in the Consumer Price Index during the preceding year, rounded up to the nearest $1 increment.

A. Domestic Partnership Declaration Fees
1) Initial Registration $ ~~68.00~~72.00

2) Amendment	$	~~36.00~~38.00
3) Termination	$	~~36.00~~38.00
4) Document Replacement	$	~~9.00~~10.00
5) Additional Certificate	$	10.00~~9.00~~

XI. REGISTRATION OF PAIN MANAGEMENT CLINICS – Chapter 8A, Article XX

Effective July 1, 2021, Section 163.211, Florida Statutes, preempts local licensing of occupations unless otherwise authorized by general law. This preemption applies to the Pain Management Clinic Registration issued by the Consumer Protection Division. Therefore, applicants seeking a new or renewed Registration between October 1, 2022 and June 30, 2023 will be issued said Registration with an expiration date of July 1, 2023. The fee paid for any such Registration will be prorated on a monthly basis to cover only the licensure period between the date of issuance or renewal and the statutory July 1, 2023 expiration date. The following fees shall be in effect through ~~September 30~~July 1, 202~~2~~3. ~~Each October 1 thereafter, the fees shall increase by the percentage increase in the Consumer Price Index during the preceding year, rounded up to the nearest $1 increment.~~

A. Initial and Annual Renewal Registration Fee	$	~~385.00~~405.00
B. Late Fee for Renewal of Registration after Expiration (in addition to Renewal Fee) 50% of Initial and Annual Renewal Fee		
C. Replacement of Registration Certificate	$	~~19.00~~20.00

XII. REGISTRATION OF PERSONAL INJURY PROTECTION MEDICAL PROVIDERS – Chapter 8A, Article XXII

Effective July 1, 2021, Section 163.211, Florida Statutes, preempts local licensing of occupations unless otherwise authorized by general law. This preemption applies to the Personal Injury Protection Medical Provider Registration issued by the Consumer Protection Division. Therefore, applicants seeking a new or renewed Registration between October 1, 2022 and June 30, 2023 will be issued said Registration with an expiration date of July 1, 2023. The fee paid for any such Registration will be prorated on a monthly basis to cover only the licensure period between the date of issuance or renewal and the statutory July 1, 2023 expiration date. The following fees shall be in effect through ~~September 30~~July 1, 202~~2~~3. ~~Each October 1 thereafter, the fees shall increase by the percentage increase in the Consumer Price Index during the preceding year, rounded up to the nearest $1 increment.~~

A. Initial and Annual Renewal Registration Fee	$	~~509.00~~535.00
B. Late Fee for Renewal of Registration after Expiration (in addition to Renewal Fee)		

50% of Initial and Annual Renewal Fee

C. Replacement of Registration Certificate $ ~~19.00~~20.00

XIII. LATE FEE WAIVERS

A. *Declared emergencies*. Upon a declaration of a state of emergency by the Governor of the State of Florida, the Mayor of Miami-Dade County, or the Miami-Dade County Board of County Commissioners, applicable to any portion of Miami-Dade County, or due to extenuating circumstances related to an individual renewal applicant, the Director of the Regulatory and Economic Resources Department or the Director's designee shall have the authority to waive any of the late fees listed in this fee schedule if the renewal period for the underlying license, registration, permit, certificate or the like occurs during the period of declared emergency.

B. *All other periods*. During any period of time for which there has been no declaration of a state of emergency, the Director or the Director's designee may, as a one-time courtesy, waive any late fee listed herein for renewal applicants that are otherwise in good standing with the Department and who have filed a late application for renewal of any license, registration, permit, certificate or the like covered by this fee schedule. The one-time courtesy waiver shall not prohibit a subsequent waiver of any other late fee allowed pursuant to the emergency declaration provision in paragraph A. above.

XIV. REGISTRATION OF COMMUNITY ASSOCIATIONS – Chapter 17D

A. Initial and Annual Renewal Fee for Community Associations with 25 or less residential units/parcels $~~-~~50.00

B. Initial and Annual Renewal Fee for Community Associations with more than 25 residential units/parcels

1. Association Registration Fee $50.00

2. Per unit/parcel registration Fee $~~–~~1.50

I.O. No.: 4-110
Ordered:
09/~~28~~22/~~2021~~2022
Effective:
10/01/~~2021~~2022

MIAMI-DADE COUNTY
IMPLEMENTING ORDER

SCHEDULE OF RATES, FEES AND CHARGES FOR MIAMI-DADE WATER AND SEWER DEPARTMENT

AUTHORITY:
The Miami-Dade County Home Rule Charter, including among others, Sections 1.01 and 2.02A, and Chapters 2 and 32 of the Code of Miami-Dade County.

SUPERSEDES:
This Implementing Order (IO) supersedes IO 4-110 ordered September ~~17~~28, ~~2020~~ 2021 and effective October 1, ~~2020~~2021. This IO is ordered on September ~~28~~22, ~~2021~~ 2022 and is effective on October 1, ~~2021~~2022.

POLICY:
This Implementing Order provides a schedule of rates, fees and charges for water and sewer service.

PROCEDURE:
The Director of the Miami-Dade Water and Sewer Department shall be responsible for the billing and collection of rates, fees and charges and the delivery of the required services pursuant to Chapter 2 and 32 of the Code of Miami-Dade County and this Implementing Order. Every year, or earlier, if need be, the Director shall review all rates, fees and charges in terms of cost and recommend necessary changes to the County Mayor through this Implementing Order procedure.

RATES, FEES AND CHARGES SCHEDULE:
The schedule adopted by this Implementing Order is attached hereto and made a part hereof.

This Implementing Order is hereby submitted to the Board of County Commissioners of Miami-Dade County, Florida.

Approved by the County Attorney as
to form and legal sufficiency ____

MIAMI-DADE WATER AND SEWER DEPARTMENT
SCHEDULE OF RATES

RESIDENTIAL CUSTOMER

WATER	**Effective**	**Proposed**
Monthly	**October 1, 2021**	**October 1, 2022**
Meter Charge:	Monthly Charge	
Meter Size		
5/8" plus 2,244 gallons (3ccf)	~~$4.22~~	$4.43
1" plus 2,244 gallons (3ccf)	~~$13.74~~	$14.43
1.5" plus 2,244 gallons (3ccf)	~~$26.57~~	$27.90
2" plus 2,244 gallons (3ccf)	~~$41.96~~	$44.06
3" plus 2,244 gallons (3ccf)	~~$83.03~~	$87.18
Flow Rate All Usage:	Monthly Charge	
Usage per 100 cubic feet (ccf):		
4 to 17 ccf	~~$3.4219~~	$3.5930
18 ccf and over	~~$8.2771~~	$8.6910
Usage per 1,000 gallons:		
2,245 to 12,716 gallons	~~$4.5747~~	$4.8034
12,717 gallons and over	~~$11.0657~~	$11.6190
Quarterly		
Meter Charge:	Quarterly Charge	
Meter Size~~:~~		
5/8" plus 6,732 gallons (9ccf)	~~$12.66~~	$13.29
1" plus 6,732 gallons (9ccf)	~~$41.22~~	$43.29
1.5" plus 6,732 gallons (9ccf)	~~$79.71~~	$83.70
2" plus 6,732 gallons (9ccf)	~~$125.88~~	$132.18
3" plus 6,732 gallons (9ccf)	~~$249.09~~	$261.54
Flow Rate All Usage:	Quarterly Charge	
Usage per 100 cubic feet (ccf):		
10 to 51 ccf	~~$3.4219~~	$3.5930
52 ccf and over	~~$8.2771~~	$8.6910
Usage per 1,000 gallons:		
6,733 to 38,148 gallons	~~$4.5747~~	$4.8034
38,149 gallons and over	~~$11.0657~~	$11.6190

NOTE: 100 cubic feet (ccf) equals 748 gallons

Residential: a retail customer/account consisting of a single family residence or duplex being served by a common meter

MIAMI-DADE WATER AND SEWER DEPARTMENT
SCHEDULE OF RATES

MULTI-FAMILY DWELLINGS (MFD)

WATER **Monthly**	**Effective** **October 1, 2021**	**Proposed** **October 1, 2022**
Meter Charge: applied per unit	Monthly Charge	
Meter Sizes 5/8" to 16" plus 2,244 gallons (3ccf)÷	~~$4.22~~	$4.43
Flow Rate All Usage Per Unit:	Monthly Charge	
Usage per 100 cubic feet (ccf):		
4 ccf and over	~~$4.3923~~	$4.6119
Usage per 1,000 gallons:		
2,245 gallons and over	~~$5.8721~~	$6.1657

Quarterly

Meter Charge: applied per unit	Quarterly Charge	
Meter Sizes 5/8" to 16" plus 6,732 gallons (9ccf)÷	~~$12.66~~	$13.29
Flow Rate All Usage Per Unit:	Quarterly Charge	
Usage per 100 cubic feet (ccf):		
10 ccf and over	~~$4.3923~~	$4.6119
Usage per 1,000 gallons:		
6,733 gallons and over	~~$5.8721~~	$6.1657

NOTE: 100 cubic feet (ccf) equals 748 gallons

Multi-family: a retail customer/account consisting of more than two residential customers served by a common meter(s)

MIAMI-DADE WATER AND SEWER DEPARTMENT
SCHEDULE OF RATES

MIXED-USE BUILDINGS

WATER	**Effective**	**Proposed**
Monthly	**October 1, 2021**	**October 1, 2022**
Meter Charge: applied per billing unit	Monthly Charge	
5/8" to 1.5" plus 2,244 gallons (3ccf)	~~$9.88~~	$10.37
2" plus 2,244 gallons (3ccf)	~~$12.09~~	$12.69
3" plus 2,244 gallons (3ccf)	~~$19.32~~	$20.29
4" to 6" plus 2,244 gallons (3ccf)	~~$20.97~~	$22.02
8" plus 2,244 gallons (3ccf)	~~$22.63~~	$23.76
10" plus 2,244 gallons (3ccf)	~~$23.46~~	$24.63
Flow Rate All Usage Per Billing Unit:	Monthly Charge	
Usage per 100 cubic feet (ccf):		
4 ccf and over	~~$4.3923~~	$4.6119
Usage per 1,000 gallons:		
2,245 gallons and over	~~$5.8721~~	$6.1657

Quarterly

Meter Charge: applied per billing unit	Quarterly Charge	
5/8" to 1.5" plus 6,732 gallons (9ccf)	~~$29.64~~	$31.11
2" plus 6,732 gallons (9ccf)	~~$36.27~~	$38.07
3" plus 6,732 gallons (9ccf)	~~$57.96~~	$60.87
4" to 6" plus 6,732 gallons (9ccf)	~~$62.91~~	$66.06
8" plus 6,732 gallons (9ccf)	~~$67.89~~	$71.28
10" plus 6,732 gallons (9ccf)	~~$70.38~~	$73.89
Flow Rate All Usage Per Billing Unit:	Quarterly Charge	
Usage per 100 cubic feet (ccf):		
10 ccf and over	~~$4.3923~~	$4.6119
Usage per 1,000 gallons:		
6,733 gallons and over	~~$5.8721~~	$6.1657

NOTE: 100 cubic feet (ccf) equals 748 gallons

MIXED USE: a retail customer/account consisting of more than two residential dwellings and non-residential activities served by a common meter in which permit application was submitted prior to October 1, 2016 (Ordinance No. 16-107)

BILLING UNIT: each residential unit within a mixed-use building shall be treated as one billing unit. All non-residential units within a mixed-use building shall collectively be treated as one billing unit.

MIAMI-DADE WATER AND SEWER DEPARTMENT
SCHEDULE OF RATES

NON-RESIDENTIAL CUSTOMERS

WATER **Monthly**	**Effective** **October 1, 2021**	**Proposed** **October 1, 2022**
Meter Charge:	Monthly Charge	
Meter Size		
5/8"	~~$3.32~~	$3.49
Flow Rate All Usage:	Monthly Charge	
Usage per 100 cubic feet (ccf):		
0 to 3 ccf	~~$0.4265~~	$0.4478
4 to 7 ccf	~~$3.6845~~	$3.8687
8 to 17 ccf	~~$4.9459~~	$5.1932
18 ccf and over	~~$8.7059~~	$9.1412
Usage per 1,000 gallons:		
0 to 2,244 gallons	~~$0.5702~~	$0.5987
2,245 to 5,236 gallons	~~$4.9258~~	$5.1721
5,237 to 12,716 gallons	~~$6.6121~~	$6.9428
12,717 gallons and over	~~$11.6389~~	$12.2209
Meter Charge:	Monthly Charge	
Meter Size		
1"	~~$14.12~~	$14.83
Flow Rate All Usage:	Monthly Charge	
Usage per 100 cubic feet (ccf):		
0 to 8 ccf	~~$0.4265~~	$0.4478
9 to 18 ccf	~~$3.6845~~	$3.8687
19 to 43 ccf	~~$4.9459~~	$5.1932
44 ccf and over	~~$8.7059~~	$9.1412
Usage per 1,000 gallons:		
0 to 5,984 gallons	~~$0.5702~~	$0.5987
5,985 to 13,464 gallons	~~$4.9258~~	$5.1721
13,465 to 32,164 gallons	~~$6.6121~~	$6.9428
32,165 gallons and over	~~$11.6389~~	$12.2209

NOTE: 100 cubic feet (ccf) equals 748 gallons

Non-Residential: a retail customer/account consisting of business, commercial, industrial use, or any combination thereof

MIAMI-DADE WATER AND SEWER DEPARTMENT
SCHEDULE OF RATES

NON-RESIDENTIAL CUSTOMERS

WATER **Monthly**	**Effective** **October 1, 2021**	**Proposed** **October 1, 2022**
Meter Charge:	Monthly Charge	
Meter Size		
1.5"	~~$28.24~~	$29.65
Flow Rate All Usage:	Monthly Charge	
Usage per 100 cubic feet (ccf):		
0 to 15 ccf	~~$0.4265~~	$0.4478
16 to 35 ccf	~~$3.6845~~	$3.8687
36 to 85 ccf	~~$4.9459~~	$5.1932
86 ccf and over	~~$8.7059~~	$9.1412
Usage per 1,000 gallons:		
0 to 11,220 gallons	~~$0.5702~~	$0.5987
11,221 to 26,180 gallons	~~$4.9258~~	$5.1721
26,181 to 63,580 gallons	~~$6.6121~~	$6.9428
63,581 gallons and over	~~$11.6389~~	$12.2209
Meter Charge:	Monthly Charge	
Meter Size		
2"	~~$45.16~~	$47.42
Flow Rate All Usage:	Monthly Charge	
Usage per 100 cubic feet (ccf):		
0 to 24 ccf	~~$0.4265~~	$0.4478
25 to 56 ccf	~~$3.6845~~	$3.8687
57 to 136 ccf	~~$4.9459~~	$5.1932
137 ccf and over	~~$8.7059~~	$9.1412
Usage per 1,000 gallons:		
0 to 17,952 gallons	~~$0.5702~~	$0.5987
17,953 to 41,888 gallons	~~$4.9258~~	$5.1721
41,889 to 101,728 gallons	~~$6.6121~~	$6.9428
101,729 gallons and over	~~$11.6389~~	$12.2209

NOTE: 100 cubic feet (ccf) equals 748 gallons

Non-Residential: a retail customer/account consisting of business, commercial, industrial use, or any combination thereof

MIAMI-DADE WATER AND SEWER DEPARTMENT
SCHEDULE OF RATES

NON-RESIDENTIAL CUSTOMERS

WATER **Monthly**	**Effective** **October 1, 2021**	**Proposed** **October 1, 2022**
Meter Charge:	Monthly Charge	
Meter Size		
3"	~~$90.34~~	$94.86
Flow Rate All Usage:	Monthly Charge	
Usage per 100 cubic feet (ccf):		
0 to 48 ccf	~~$0.4265~~	$0.4478
49 to 112 ccf	~~$3.6845~~	$3.8687
113 to 272 ccf	~~$4.9459~~	$5.1932
273 ccf and over	~~$8.7059~~	$9.1412
Usage per 1,000 gallons:		
0 to 35,904 gallons	~~$0.5702~~	$0.5987
35,905 to 83,776 gallons	~~$4.9258~~	$5.1721
83,777 to 203,456 gallons	~~$6.6121~~	$6.9428
203,457 gallons and over	~~$11.6389~~	$12.2209
Meter Charge:	Monthly Charge	
Meter Size		
4"	~~$141.15~~	$148.21
Flow Rate All Usage:	Monthly Charge	
Usage per 100 cubic feet (ccf):		
0 to 75 ccf	~~$0.4265~~	$0.4478
76 to 175 ccf	~~$3.6845~~	$3.8687
176 to 425 ccf	~~$4.9459~~	$5.1932
426 ccf and over	~~$8.7059~~	$9.1412
Usage per 1,000 gallons:		
0 to 56,100 gallons	~~$0.5702~~	$0.5987
56,101 to 130,900 gallons	~~$4.9258~~	$5.1721
130,901 to 317,900 gallons	~~$6.6121~~	$6.9428
317,901 gallons and over	~~$11.6389~~	$12.2209

NOTE: 100 cubic feet (ccf) equals 748 gallons

Non-Residential: a retail customer/account consisting of business, commercial, industrial use, or any combination thereof

MIAMI-DADE WATER AND SEWER DEPARTMENT
SCHEDULE OF RATES

NON-RESIDENTIAL CUSTOMERS

WATER **Monthly**	**Effective** **October 1, 2021**	**Proposed** **October 1, 2022**
Meter Charge:	Monthly Charge	
Meter Size		
6"	~~$282.27~~	$296.38
Flow Rate All Usage:	Monthly Charge	
Usage per 100 cubic feet (ccf):		
0 to 150 ccf	~~$0.4265~~	$0.4478
151 to 350 ccf	~~$3.6845~~	$3.8687
351 to 850 ccf	~~$4.9459~~	$5.1932
851 ccf and over	~~$8.7059~~	$9.1412
Usage per 1,000 gallons:		
0 to 112,200 gallons	~~$0.5702~~	$0.5987
112,201 to 261,800 gallons	~~$4.9258~~	$5.1721
261,801 to 635,800 gallons	~~$6.6121~~	$6.9428
635,801 gallons and over	~~$11.6389~~	$12.2209
Meter Charge:	Monthly Charge	
Meter Size		
8"	~~$451.65~~	$474.23
Flow Rate All Usage:	Monthly Charge	
Usage per 100 cubic feet (ccf):		
0 to 240 ccf	~~$0.4265~~	$0.4478
241 to 560 ccf	~~$3.6845~~	$3.8687
561 ccf to 1,360 ccf	~~$4.9459~~	$5.1932
1,361 ccf and over	~~$8.7059~~	$9.1412
Usage per 1,000 gallons:		
0 to 179,520 gallons	~~$0.5702~~	$0.5987
179,521 to 418,880 gallons	~~$4.9258~~	$5.1721
418,881 to 1,017,280 gallons	~~$6.6121~~	$6.9428
1,017,281 gallons and over	~~$11.6389~~	$12.2209

NOTE: 100 cubic feet (ccf) equals 748 gallons

Non-Residential: a retail customer/account consisting of business, commercial, industrial use, or any combination thereof

MIAMI-DADE WATER AND SEWER DEPARTMENT
SCHEDULE OF RATES

NON-RESIDENTIAL CUSTOMERS

WATER **Monthly**	**Effective** **October 1, 2021**	**Proposed** **October 1, 2022**
Meter Charge:	Monthly Charge	
Meter Size		
10"	~~$649.25~~	$681.71
Flow Rate All Usage:	Monthly Charge	
Usage per 100 cubic feet (ccf):		
0 to 345 ccf	~~$0.4265~~	$0.4478
346 to 805 ccf	~~$3.6845~~	$3.8687
806 to 1,955 ccf	~~$4.9459~~	$5.1932
1,956 ccf and over	~~$8.7059~~	$9.1412
Usage per 1,000 gallons:		
0 to 258,060 gallons	~~$0.5702~~	$0.5987
258,061 to 602,140 gallons	~~$4.9258~~	$5.1721
602,141 to 1,462,340 gallons	~~$6.6121~~	$6.9428
1,462,341 gallons and over	~~$11.6389~~	$12.2209
Meter Charge:	Monthly Charge	
Meter Size		
12"	~~$1,213.81~~	$1,274.50
Flow Rate All Usage:	Monthly Charge	
Usage per 100 cubic feet (ccf):		
0 to 645 ccf	~~$0.4265~~	$0.4478
646 to 1,505 ccf	~~$3.6845~~	$3.8687
1506 to 3,655 ccf	~~$4.9459~~	$5.1932
3,656 ccf and over	~~$8.7059~~	$9.1412
Usage per 1,000 gallons:		
0 to 482,460 gallons	~~$0.5702~~	$0.5987
482,461 to 1,125,740 gallons	~~$4.9258~~	$5.1721
1,125,741 to 2,733,940 gallons	~~$6.6121~~	$6.9428
2,733,941 gallons and over	~~$11.6389~~	$12.2209

NOTE: 100 cubic feet (ccf) equals 748 gallons

Non-Residential: a retail customer/account consisting of business, commercial, industrial use, or any combination thereof

MIAMI-DADE WATER AND SEWER DEPARTMENT
SCHEDULE OF RATES

NON-RESIDENTIAL CUSTOMERS

WATER **Monthly**	**Effective** **October 1, 2021**	**Proposed** **October 1, 2022**
Meter Charge:	Monthly Charge	
Meter Size		
14"	~~$2,258.23~~	$2,371.14
Flow Rate All Usage:	Monthly Charge	
Usage per 100 cubic feet (ccf):		
0 to 1,200 ccf	~~$0.4265~~	$0.4478
1,201 to 2,800 ccf	~~$3.6845~~	$3.8687
2,801 to 6,800 ccf	~~$4.9459~~	$5.1932
6,801 ccf and over	~~$8.7059~~	$9.1412
Usage per 1,000 gallons:		
0 to 897,600 gallons	~~$0.5702~~	$0.5987
897,601 to 2,094,400 gallons	~~$4.9258~~	$5.1721
2,094,401 to 5,086,400 gallons	~~$6.6121~~	$6.9428
5,086,401 gallons and over	~~$11.6389~~	$12.2209
Meter Charge:	Monthly Charge	
Meter Size		
16"	~~$3,105.08~~	$3,260.33
Flow Rate All Usage:	Monthly Charge	
Usage per 100 cubic feet (ccf):		
0 to 1,650 ccf	~~$0.4265~~	$0.4478
1,651 to 3,850 ccf	~~$3.6845~~	$3.8687
3,851 to 9,350 ccf	~~$4.9459~~	$5.1932
9,351 ccf and over	~~$8.7059~~	$9.1412
Usage per 1,000 gallons:		
0 to 1,234,200 gallons	~~$0.5702~~	$0.5987
1,234,201 to 2,879,800 gallons	~~$4.9258~~	$5.1721
2,879,801 to 6,993,800 gallons	~~$6.6121~~	$6.9428
6,993,801 gallons and over	~~$11.6389~~	$12.2209

NOTE: 100 cubic feet (ccf) equals 748 gallons

Non-Residential: a retail customer/account consisting of business, commercial, industrial use, or any combination thereof

MIAMI-DADE WATER AND SEWER DEPARTMENT
SCHEDULE OF RATES

NON-RESIDENTIAL CUSTOMERS

WATER **Monthly**	**Effective** **October 1, 2021**	**Proposed** **October 1, 2022**
Meter Charge:	Monthly Charge	
Meter Size		
20"		$5,086.69
Flow Rate All Usage:	Monthly Charge	
Usage per 100 cubic feet (ccf):		
0 to 2,574 ccf		$0.4478
2,575 to 6,006 ccf		$3.8687
6,007 to 14,586 ccf		$5.1932
14,587 ccf and over		$9.1412
Usage per 1,000 gallons:		
0 to 1,925,352 gallons		$0.5987
1,925,353 to 4,492,488 gallons		$5.1721
4,492,489 to 10,910,328 gallons		$6.9428
10,910,329 gallons and over		$12.2209
Meter Charge:	Monthly Charge	
Meter Size		
24"		$11,433.81
Flow Rate All Usage:	Monthly Charge	
Usage per 100 cubic feet (ccf):		
0 to 3,708 ccf		$0.4478
3,709 to 8,652 ccf		$3.8687
8,653 to 21,012 ccf		$5.1932
21,013 ccf and over		$9.1412
Usage per 1,000 gallons:		
0 to 2,773,584 gallons		$0.5987
2,773,585 to 6,471,696 gallons		$5.1721
6,471,697 to 15,716,976 gallons		$6.9428
15,716,977 gallons and over		$12.2209

NOTE: 100 cubic feet (ccf) equals 748 gallons

Non-Residential: a retail customer/account consisting of business, commercial, industrial use, or any combination thereof

MIAMI-DADE WATER AND SEWER DEPARTMENT
SCHEDULE OF RATES

NON-RESIDENTIAL CUSTOMERS

WATER **Quarterly**	**Effective** **October 1, 2021**	**Proposed** **October 1, 2022**
Meter Charge:	Quarterly Charge	
Meter Size		
5/8"	~~$9.96~~	$10.47
Flow Rate All Usage:	Quarterly Charge	
Usage per 100 cubic feet (ccf):		
0 to 9 ccf	~~$0.4265~~	$0.4478
10 to 21 ccf	~~$3.6845~~	$3.8687
22 to 51 ccf	~~$4.9459~~	$5.1932
52 ccf and over	~~$8.7059~~	$9.1412
Usage per 1,000 gallons:		
0 to 6,732 gallons	~~$0.5702~~	$0.5987
6,733 to 15,708 gallons	~~$4.9258~~	$5.1721
15,709 to 38,148 gallons	~~$6.6121~~	$6.9428
38,149 gallons and over	~~$11.6389~~	$12.2209
Meter Charge:	Quarterly Charge	
Meter Size		
1"	~~$42.36~~	$44.49
Flow Rate All Usage:	Quarterly Charge	
Usage per 100 cubic feet (ccf):		
0 to 24 ccf	~~$0.4265~~	$0.4478
25 to 54 ccf	~~$3.6845~~	$3.8687
55 to 129 ccf	~~$4.9459~~	$5.1932
130 ccf and over	~~$8.7059~~	$9.1412
Usage per 1,000 gallons:		
0 to 17,952 gallons	~~$0.5702~~	$0.5987
17,953 gallons to 40,392 gallons	~~$4.9258~~	$5.1721
40,393 to 96,492 gallons	~~$6.6121~~	$6.9428
96,493 gallons and over	~~$11.6389~~	$12.2209

NOTE: 100 cubic feet (ccf) equals 748 gallons

Non-Residential: a retail customer/account consisting of business, commercial, industrial use, or any combination thereof

MIAMI-DADE WATER AND SEWER DEPARTMENT
SCHEDULE OF RATES

NON-RESIDENTIAL CUSTOMERS

WATER **Quarterly**	**Effective** **October 1, 2021**	**Proposed** **October 1, 2022**
Meter Charge:	Quarterly Charge	
Meter Size		
1.5"	~~$84.72~~	$88.95
Flow Rate All Usage:	Quarterly Charge	
Usage per 100 cubic feet (ccf):		
0 to 45 ccf	~~$0.4265~~	$0.4478
46 to 105 ccf	~~$3.6845~~	$3.8687
106 to 255 ccf	~~$4.9459~~	$5.1932
256 ccf and over	~~$8.7059~~	$9.1412
Usage per 1,000 gallons:		
0 to 33,660 gallons	~~$0.5702~~	$0.5987
33,661 to 78,540 gallons	~~$4.9258~~	$5.1721
78,541 to 190,740 gallons	~~$6.6121~~	$6.9428
190,741 gallons and over	~~$11.6389~~	$12.2209
Meter Charge:	Quarterly Charge	
Meter Size		
2"	~~$135.48~~	$142.26
Flow Rate All Usage:	Quarterly Charge	
Usage per 100 cubic feet (ccf):		
0 to 72 ccf	~~$0.4265~~	$0.4478
73 to 168 ccf	~~$3.6845~~	$3.8687
169 to 408 ccf	~~$4.9459~~	$5.1932
409 ccf and over	~~$8.7059~~	$9.1412
Usage per 1,000 gallons:		
0 to 53,856 gallons	~~$0.5702~~	$0.5987
53,857 to 125,664 gallons	~~$4.9258~~	$5.1721
125,665 to 305,184 gallons	~~$6.6121~~	$6.9428
305,185 gallons and over	~~$11.6389~~	$12.2209

NOTE: 100 cubic feet (ccf) equals 748 gallons

Non-Residential: a retail customer/account consisting of business, commercial, industrial use, or any combination thereof

MIAMI-DADE WATER AND SEWER DEPARTMENT
SCHEDULE OF RATES

NON-RESIDENTIAL CUSTOMERS

WATER **Quarterly**	**Effective** **October 1, 2021**	**Proposed** **October 1, 2022**
Meter Charge:	Quarterly Charge	
Meter Size		
3"	~~$271.02~~	$284.58
Flow Rate All Usage:	Quarterly Charge	
Usage per 100 cubic feet (ccf):		
0 to 144 ccf	~~$0.4265~~	$0.4478
145 to 336 ccf	~~$3.6845~~	$3.8687
337 to 816 ccf	~~$4.9459~~	$5.1932
817 ccf and over	~~$8.7059~~	$9.1412
Usage per 1,000 gallons:		
0 to 107,712 gallons	~~$0.5702~~	$0.5987
107,713 to 251,328 gallons	~~$4.9258~~	$5.1721
251,329 to 610,368 gallons	~~$6.6121~~	$6.9428
610,369 gallons and over	~~$11.6389~~	$12.2209
Meter Charge:	Quarterly Charge	
Meter Size		
4"	~~$423.45~~	$444.63
Flow Rate All Usage:	Quarterly Charge	
Usage per 100 cubic feet (ccf):		
0 to 225 ccf	~~$0.4265~~	$0.4478
226 to 525 ccf	~~$3.6845~~	$3.8687
526 to 1,275 ccf	~~$4.9459~~	$5.1932
1,276 ccf and over	~~$8.7059~~	$9.1412
Usage per 1,000 gallons:		
0 to 168,300 gallons	~~$0.5702~~	$0.5987
168,301 to 392,700 gallons	~~$4.9258~~	$5.1721
392,701 to 953,700 gallons	~~$6.6121~~	$6.9428
953,701 gallons and over	~~$11.6389~~	$12.2209

NOTE: 100 cubic feet (ccf) equals 748 gallons

Non-Residential: a retail customer/account consisting of business, commercial, industrial use, or any combination thereof

MIAMI-DADE WATER AND SEWER DEPARTMENT
SCHEDULE OF RATES

NON-RESIDENTIAL CUSTOMERS

WATER **Quarterly**	**Effective** **October 1, 2021**	**Proposed** **October 1, 2022**
Meter Charge:	Quarterly Charge	
Meter Size		
6"	~~$846.81~~	$889.14
Flow Rate All Usage:	Quarterly Charge	
Usage per 100 cubic feet (ccf):		
0 to 450 ccf	~~$0.4265~~	$0.4478
451 to 1,050 ccf	~~$3.6845~~	$3.8687
1,051 to 2,550 ccf	~~$4.9459~~	$5.1932
2,551 ccf and over	~~$8.7059~~	$9.1412
Usage per 1,000 gallons:		
0 to 336,600 gallons	~~$0.5702~~	$0.5987
336,601 to 785,400 gallons	~~$4.9258~~	$5.1721
785,401 to 1,907,400 gallons	~~$6.6121~~	$6.9428
1,907,401 gallons and over	~~$11.6389~~	$12.2209
Meter Charge:	Quarterly Charge	
Meter Size		
8"	~~$1,354.95~~	$1,422.69
Flow Rate All Usage:	Quarterly Charge	
Usage per 100 cubic feet (ccf):		
0 to 720 ccf	~~$0.4265~~	$0.4478
721 to 1,680 ccf	~~$3.6845~~	$3.8687
1,681 to 4,080 ccf	~~$4.9459~~	$5.1932
4,081 ccf and over	~~$8.7059~~	$9.1412
Usage per 1,000 gallons:		
0 to 538,560 gallons	~~$0.5702~~	$0.5987
538,561 to 1,256,640 gallons	~~$4.9258~~	$5.1721
1,256,641 to 3,051,840 gallons	~~$6.6121~~	$6.9428
3,051,841 gallons and over	~~$11.6389~~	$12.2209

NOTE: 100 cubic feet (ccf) equals 748 gallons

Non-Residential: a retail customer/account consisting of business, commercial, industrial use, or any combination thereof

MIAMI-DADE WATER AND SEWER DEPARTMENT
SCHEDULE OF RATES

NON-RESIDENTIAL CUSTOMERS

WATER **Quarterly**	**Effective** **October 1, 2021**	**Proposed** **October 1, 2022**
Meter Charge:	Quarterly Charge	
Meter Size		
10"	~~$1,947.75~~	$2,045.13
Flow Rate All Usage:	Quarterly Charge	
Usage per 100 cubic feet (ccf):		
0 to 1,035 ccf	~~$0.4265~~	$0.4478
1,036 to 2,415 ccf	~~$3.6845~~	$3.8687
2,416 to 5,865 ccf	~~$4.9459~~	$5.1932
5,866 ccf and over	~~$8.7059~~	$9.1412
Usage per 1,000 gallons:		
0 to 774,180 gallons	~~$0.5702~~	$0.5987
774,181 to 1,806,420 gallons	~~$4.9258~~	$5.1721
1,806,421 to 4,387,020 gallons	~~$6.6121~~	$6.9428
4,387,021 gallons and over	~~$11.6389~~	$12.2209
Meter Charge:	Quarterly Charge	
Meter Size		
12"	~~$3,641.43~~	$3,823.50
Flow Rate All Usage:	Quarterly Charge	
Usage per 100 cubic feet (ccf):		
0 to 1,935 ccf	~~$0.4265~~	$0.4478
1,936 to 4,515 ccf	~~$3.6845~~	$3.8687
4,516 to 10,965 ccf	~~$4.9459~~	$5.1932
10,966 ccf and over	~~$8.7059~~	$9.1412
Usage per 1,000 gallons:		
0 to 1,447,380 gallons	~~$0.5702~~	$0.5987
1,447,381 to 3,377,220 gallons	~~$4.9258~~	$5.1721
3,377,221 to 8,201,820 gallons	~~$6.6121~~	$6.9428
8,201,821 gallons and over	~~$11.6389~~	$12.2209

NOTE: 100 cubic feet (ccf) equals 748 gallons

Non-Residential: a retail customer/account consisting of business, commercial, industrial use, or any combination thereof

MIAMI-DADE WATER AND SEWER DEPARTMENT
SCHEDULE OF RATES

NON-RESIDENTIAL CUSTOMERS

WATER **Quarterly**	**Effective** **October 1, 2021**	**Proposed** **October 1, 2022**
Meter Charge:	Quarterly Charge	
Meter Size		
14"	~~$6,774.69~~	$7,113.42
Flow Rate All Usage:	Quarterly Charge	
Usage per 100 cubic feet (ccf):		
0 to 3,600 ccf	~~$0.4265~~	$0.4478
3,601 to 8,400 ccf	~~$3.6845~~	$3.8687
8,401 to 20,400 ccf	~~$4.9459~~	$5.1932
20,401 ccf and over	~~$8.7059~~	$9.1412
Usage per 1,000 gallons:		
0 to 2,692,800 gallons	~~$0.5702~~	$0.5987
2,692,801 to 6,283,200 gallons	~~$4.9258~~	$5.1721
6,283,201 to 15,259,200 gallons	~~$6.6121~~	$6.9428
15,259,201 gallons and over	~~$11.6389~~	$12.2209
Meter Charge:	Quarterly Charge	
Meter Size		
16"	~~$9,315.24~~	$9,780.99
Flow Rate All Usage:	Quarterly Charge	
Usage per 100 cubic feet (ccf):		
0 to 4,950 ccf	~~$0.4265~~	$0.4478
4,951 to 11,550 ccf	~~$3.6845~~	$3.8687
11,551 to 28,050 ccf	~~$4.9459~~	$5.1932
28,051 ccf and over	~~$8.7059~~	$9.1412
Usage per 1,000 gallons:		
0 to 3,702,600 gallons	~~$0.5702~~	$0.5987
3,702,601 to 8,639,400 gallons	~~$4.9258~~	$5.1721
8,639,401 to 20,981,400 gallons	~~$6.6121~~	$6.9428
20,981,401 gallons and over	~~$11.6389~~	$12.2209

NOTE: 100 cubic feet (ccf) equals 748 gallons

Non-Residential: a retail customer/account consisting of business, commercial, industrial use, or any combination thereof

MIAMI-DADE WATER AND SEWER DEPARTMENT
SCHEDULE OF RATES

NON-RESIDENTIAL CUSTOMERS

WATER **Quarterly**	**Effective** **October 1, 2021**	**Proposed** **October 1, 2022**
Meter Charge:	Quarterly Charge	
Meter Size		
20"		$15,260.07
Flow Rate All Usage:	Quarterly Charge	
Usage per 100 cubic feet (ccf):		
0 to 7,722 ccf		$0.4478
7,723 to 18,018 ccf		$3.8687
18,019 to 43,758 ccf		$5.1932
43,759 ccf and over		$9.1412
Usage per 1,000 gallons:		
0 to 5,776,056 gallons		$0.5987
5,776,057 to 13,477,464 gallons		$5.1721
13,477,465 to 32,730,984 gallons		$6.9428
32,730,985 gallons and over		$12.2209
Meter Charge:	Quarterly Charge	
Meter Size		
24"		$34,301.43
Flow Rate All Usage:	Quarterly Charge	
Usage per 100 cubic feet (ccf):		
0 to 11,124 ccf		$0.4478
11,125 to 25,956 ccf		$3.8687
25,957 to 63,036ccf		$5.1932
63,037 ccf and over		$9.1412
Usage per 1,000 gallons:		
0 to 8,320,752 gallons		$0.5987
8,320,753 to 19,415,088 gallons		$5.1721
19,415,089 to 47,150,928 gallons		$6.9428
47,150,929 gallons and over		$12.2209

NOTE: 100 cubic feet (ccf) equals 748 gallons

Non-Residential: a retail customer/account consisting of business, commercial, industrial use, or any combination thereof

MIAMI-DADE WATER AND SEWER DEPARTMENT
SCHEDULE OF RATES

RESIDENTIAL CUSTOMERS

WASTEWATER DISPOSAL	**Effective**	**Proposed**
Monthly	**October 1, 2021**	**October 1, 2022**
Base Facility Charge (based on water meter size):	Monthly Charge	
Meter Size		
5/8" plus 2,244 gallons (3ccf)	~~$7.19~~	$7.55
1" plus 2,244 gallons (3ccf)	~~$19.65~~	$20.63
1.5" plus 2,244 gallons (3ccf)	~~$37.35~~	$39.22
2" plus 2,244 gallons (3ccf)	~~$58.59~~	$61.52
3" plus 2,244 gallons (3ccf)	~~$115.20~~	$120.96
Flow Rate All Usage:	Monthly Charge	
Usage per 100 cubic feet (ccf):		
4 ccf and over	~~$6.8172~~	$7.1581
Usage per 1,000 gallons:		
2,245 gallons and over	~~$9.1139~~	$9.5696

Quarterly

Base Facility Charge (based on water meter size):	Quarterly Charge	
Meter Size		
5/8" plus 6,732 gallons (9ccf)	~~$21.57~~	$22.65
1" plus 6,732 gallons (9ccf)	~~$58.95~~	$61.89
1.5" plus 6,732 gallons (9ccf)	~~$112.05~~	$117.66
2" plus 6,732 gallons (9ccf)	~~$175.77~~	$184.56
3" plus 6,732 gallons (9ccf)	~~$345.60~~	$362.88
Flow Rate All Usage:	Quarterly Charge	
Usage per 100 cubic feet (ccf):		
10 ccf and over	~~$6.8172~~	$7.1581
Usage per 1,000 gallons:		
6,733 gallons and over	~~$9.1139~~	$9.5696

NOTE: 100 cubic feet (ccf) equals 748 gallons

Residential: a retail customer/account consisting of a single family residence or duplex being served by a common meter

MIAMI-DADE WATER AND SEWER DEPARTMENT
SCHEDULE OF RATES

MULTI-FAMILY DWELLINGS (MFD)

WASTEWATER DISPOSAL	**Effective**	**Proposed**
Monthly	**October 1, 2021**	**October 1, 2022**
	Monthly Charge	
Base Facility Charge: based on water meter size; applied per unit 5/8" to 16" plus 2,244 gallons (3ccf):	~~$7.19~~	$7.55
Flow Rate All Usage Per Unit:	Monthly Charge	
Usage per 100 cubic feet (ccf): 4 ccf and over	~~$6.8172~~	$7.1581
Usage per 1,000 gallons: 2,245 gallons and over	~~$9.1139~~	$9.5696
Quarterly		
	Quarterly Charge	
Base Facility Charge: based on water meter size; applied per unit 5/8" to 16" plus 6,732 gallons (9ccf):	~~$21.57~~	$22.65
Flow Rate All Usage Per Unit:	Quarterly Charge	
Usage per 100 cubic feet (ccf): 10 ccf and over	~~$6.8172~~	$7.1581
Usage per 1,000 gallons: 6,733 gallons and over	~~$9.1139~~	$9.5696

NOTE: 100 cubic feet (ccf) equals 748 gallons

Multi-family: a retail customer/account consisting of more than two residential customers served by a common meter(s)

MIAMI-DADE WATER AND SEWER DEPARTMENT
SCHEDULE OF RATES

MIXED-USE BUILDINGS

WASTEWATER DISPOSAL	**Effective**	**Proposed**
Monthly	**October 1, 2021**	**October 1, 2022**
Base Facility Charge: based on water meter size; applied per billing unit	Monthly Charge	
5/8" to 1.5" plus 2,244 gallons (3ccf)	~~$11.28~~	$11.84
2" plus 2,244 gallons (3ccf)	~~$13.55~~	$14.23
3" plus 2,244 gallons (3ccf)	~~$20.75~~	$21.79
4" to 6" plus 2,244 gallons (3ccf)	~~$22.43~~	$23.55
8" plus 2,244 gallons (3ccf)	~~$24.12~~	$25.33
10" plus 2,244 gallons (3ccf)	~~$24.96~~	$26.21
Flow Rate All Usage Per Billing Unit:	Monthly Charge	
Usage per 100 cubic feet (ccf):		
4 ccf and over	~~$6.8172~~	$7.1581
Usage per 1,000 gallons:		
2,245 gallons and over	~~$9.1139~~	$9.5696
Quarterly		
Base Facility Charge: based on water meter size; applied per billing unit	Quarterly Charge	
5/8" to 1.5" plus 6,732 gallons (9ccf)	~~$33.84~~	$35.52
2" plus 6,732 gallons (9ccf)	~~$40.65~~	$42.69
3" plus 6,732 gallons (9ccf)	~~$62.25~~	$65.37
4" to 6" plus 6,732 gallons (9ccf)	~~$67.29~~	$70.65
8" plus 6,732 gallons (9ccf)	~~$72.36~~	$75.99
10" plus 6,732 gallons (9ccf)	~~$74.88~~	$78.63
Flow Rate All Usage Per Billing Unit:	Quarterly Charge	
Usage per 100 cubic feet (ccf):		
10 ccf and over	~~$6.8172~~	$7.1581
Usage per 1,000 gallons:		
6,733 gallons and over	~~$9.1139~~	$9.5696

NOTE: 100 cubic feet (ccf) equals 748 gallons

MIXED USE: a retail customer/account consisting of more than two residential dwellings and non-residential activities served by a common meter in which permit application was submitted prior to October 1, 2016 (Ordinance No. 16-107)

BILLING UNIT: each residential unit within a mixed-use building shall be treated as one billing unit. All non-residential units within a mixed-use building shall collectively be treated as one billing unit.

MIAMI-DADE WATER AND SEWER DEPARTMENT
SCHEDULE OF RATES

NON-RESIDENTIAL CUSTOMER

WASTEWATER DISPOSAL **Monthly**	**Effective** **October 1, 2021**	**Proposed** **October 1, 2022**
Base Facility Charge based on water meter size	Monthly Charge	
5/8"	~~$5.24~~	$5.50
1"	~~$19.47~~	$20.44
1.5"	~~$38.93~~	$40.88
2"	~~$62.30~~	$65.42
3"	~~$124.57~~	$130.80
4"	~~$194.66~~	$204.39
6"	~~$389.34~~	$408.81
8"	~~$622.93~~	$654.08
10"	~~$895.46~~	$940.23
12"	~~$1,674.13~~	$1,757.84
14"	~~$3,114.67~~	$3,270.40
16"	~~$4,282.68~~	$4,496.81
20"		$7,015.83
24"		$10,107.89
Flow Rate All Usage:	Monthly Charge	
Usage per 100 cubic feet (ccf):		
0 to 3 ccf	~~$1.4735~~	$1.5472
4 ccf and over	~~$6.9769~~	$7.3257
Usage per 1,000 gallons:		
0 to 2,244 gallons	~~$1.9699~~	$2.0684
2,245 gallons and over	~~$9.3274~~	$9.7937

NOTE: 100 cubic feet (ccf) equals 748 gallons

Non-Residential: a retail customer/account consisting of business, commercial, industrial use, or any combination thereof, including dewatering

MIAMI-DADE WATER AND SEWER DEPARTMENT
SCHEDULE OF RATES

NON-RESIDENTIAL CUSTOMER

WASTEWATER DISPOSAL	**Effective**	**Proposed**
Quarterly	**October 1, 2021**	**October 1, 2022**
Base Facility Charge: based on water meter size	Quarterly Charge	
5/8"	~~$15.72~~	$16.50
1"	~~$58.41~~	$61.32
1.5"	~~$116.79~~	$122.64
2"	~~$186.90~~	$196.26
3"	~~$373.71~~	$392.40
4"	~~$583.98~~	$613.17
6"	~~$1,168.02~~	$1,226.43
8"	~~$1,868.79~~	$1,962.24
10"	~~$2,686.38~~	$2,820.69
12"	~~$5,022.39~~	$5,273.52
14"	~~$9,344.01~~	$9,811.20
16"	~~$12,848.04~~	$13,490.43
20"		$21,047.49
24"		$30,323.67
Flow Rate All Usage:	Quarterly Charge	
Usage per 100 cubic feet (ccf):		
0 to 9 ccf	~~$1.4735~~	$1.5472
10 ccf and over	~~$6.9769~~	$7.3257
Usage per 1,000 gallons:		
0 to 6,732 gallons	~~$1.9699~~	$2.0684
6,733 gallons and over	~~$9.3274~~	$9.7937

NOTE: 100 cubic feet (ccf) equals 748 gallons

Non-Residential: a retail customer/account consisting of business, commercial, industrial use, or any combination thereof, including dewatering

MIAMI-DADE WATER AND SEWER DEPARTMENT
SCHEDULE OF RATES

WHOLESALE CUSTOMERS

	Effective October 1, 2021	Proposed October 1, 2022
WATER		
Wholesale Customers:		
Flow Rate Per 1,000 gallons	~~$1.8644~~	$1.9273
WASTEWATER		
Rates for Wet Season (May 1 to October 31 Annually)		
Flow Rate Per 1,000 gallons	~~$3.9084~~	$4.2100
Rates for Dry Season (November 1 to April 30 Annually)		
Flow Rate Per 1,000 gallons	~~$3.0398~~	$3.2744

MIAMI-DADE WATER AND SEWER DEPARTMENT
SCHEDULE OF RATES

RESIDENTIAL, MULTI-FAMILY DWELLINGS, MIXED-USE BUILDINGS, AND NON-RESIDENTIAL CUSTOMERS

WATER	**Effective October 1, 2021**	**Proposed October 1, 2022**
Miami-Dade County (MDC) Water Conservation Surcharge:		
(During South Florida Water Management District (SFWMD) water restrictions, flow usage rate of the fourth tier will be priced as follows):		
RESIDENTIAL		
Usage Flows Starting on 4th Rate Block per 100 cubic feet (ccf):		
Permanent or Phase I of Water Restrictions Imposed by (SFWMD)	~~$8.2771~~	$8.6910
Phase II of Water Restrictions Imposed by (SFWMD)	~~$9.9325~~	$10.4292
Phase III of Water Restrictions Imposed by (SFWMD)	~~$11.5880~~	$12.1674
Phase IV of Water Restrictions Imposed by (SFWMD)	~~$13.2434~~	$13.9056
Usage Flows Starting on 4th Rate Block per 1,000 gallons (gal):		
Permanent or Phase I of Water Restrictions Imposed by (SFWMD)	~~$11.0657~~	$11.6190
Phase II of Water Restrictions Imposed by (SFWMD)	~~$13.2788~~	$13.9428
Phase III of Water Restrictions Imposed by (SFWMD)	~~$15.4920~~	$16.2666
Phase IV of Water Restrictions Imposed by (SFWMD)	~~$17.7051~~	$18.5904
MULTI-FAMILY DWELLINGS AND MIXED-USE BUILDINGS		
Usage Flows Starting on 4th Rate Block per 100 cubic feet (ccf):		
Permanent or Phase I of Water Restrictions Imposed by (SFWMD)	~~$4.3923~~	$4.6119
Phase II of Water Restrictions Imposed by (SFWMD)	~~$5.2708~~	$5.5343
Phase III of Water Restrictions Imposed by (SFWMD)	~~$6.1492~~	$6.4567
Phase IV of Water Restrictions Imposed by (SFWMD)	~~$7.0278~~	$7.3791
Usage Flows Starting on 4th Rate Block per 1,000 gallons (gal):		
Permanent or Phase I of Water Restrictions Imposed by (SFWMD)	~~$5.8721~~	$6.1657
Phase II of Water Restrictions Imposed by (SFWMD)	~~$7.0465~~	$7.3988
Phase III of Water Restrictions Imposed by (SFWMD)	~~$8.2209~~	$8.6320
Phase IV of Water Restrictions Imposed by (SFWMD)	~~$9.3954~~	$9.8651
NON-RESIDENTIAL		
Usage Flows Starting on 4th Rate Block per 100 cubic feet (ccf):		
Permanent or Phase I of Water Restrictions Imposed by (SFWMD)	~~$8.7059~~	$9.1412
Phase II of Water Restrictions Imposed by (SFWMD)	~~$10.4471~~	$10.9695
Phase III of Water Restrictions Imposed by (SFWMD)	~~$12.1883~~	$12.7978
Phase IV of Water Restrictions Imposed by (SFWMD)	~~$13.9294~~	$14.6259
Usage Flows Starting on 4th Rate Block per 1,000 gallons (gal):		
Permanent or Phase I of Water Restrictions Imposed by (SFWMD)	~~$11.6389~~	$12.2209
Phase II of Water Restrictions Imposed by (SFWMD)	~~$13.9667~~	$14.6651
Phase III of Water Restrictions Imposed by (SFWMD)	~~$16.2945~~	$17.1093
Phase IV of Water Restrictions Imposed by (SFWMD)	~~$18.6222~~	$19.5534
Miami Springs System Improvement Surcharge	22.58%	22.58%
WASTEWATER		
Miami Springs System Improvement Surcharge	45.27%	45.27%

MIAMI-DADE WATER AND SEWER DEPARTMENT
SCHEDULE OF WATER FEES AND CHARGES

WATER

1. Oversizing Credits

Pipe Size	Effective October 1, 2021 Credit Per Linear Foot	Effective October 1, 2021 Credit Per Each Butterfly Valve	Proposed October 1, 2022 Credit Per Linear Foot	Proposed October 1, 2022 Credit Per Each Butterfly Valve
8" to 12"	($9.00)	($470.00)	($9.00)	($470.00)
8" to 16"	($19.00)	($3,197.00)	($19.00)	($3,197.00)
8" to 20"	($31.00)	($7,415.00)	($31.00)	($7,415.00)
8" to 24"	($44.00)	($8,256.00)	($44.00)	($8,256.00)
8" to 30"	($81.00)	($19,722.00)	($81.00)	($19,722.00)
8" to 36"	($93.00)	($24,742.00)	($93.00)	($24,742.00)
12" to 16"	($11.00)	($2,728.00)	($11.00)	($2,728.00)
12" to 20"	($23.00)	($6,946.00)	($23.00)	($6,946.00)
12" to 24"	($36.00)	($7,787.00)	($36.00)	($7,787.00)
12" to 30"	($61.00)	($19,253.00)	($61.00)	($19,253.00)
12" to 36"	($84.00)	($24,273.00)	($84.00)	($24,273.00)

2. Developer Payment/Credit for New Water Service Installation for Existing Property Use

Pipe Size		
1" (single service)	($1,800.00)	($1,800.00)
1" (dual service)	($1,800.00)	($1,800.00)
2" (single service)	($2,500.00)	($2,500.00)

Water Allocation Certification

Initial Certification	$90.00	$90.00
Re-Certification	$30.00	$30.00

4. Construction Connection Charge

Pipe Size	Rate Per Front Foot	Rate Per Front Foot
8"	$30.00	$30.00
12" (12-inch base size only)	$35.00	$35.00
16" (16-inch base size only)	$42.00	$42.00

5. Service Installation Fees

Service Size		
1" (5/8" meter-twin off or second meter in existing dual box)	$850.00	$850.00
1" (single - 5/8" or 1" meter)	$1,200.00	$1,200.00
1" (dual - two 5/8" meters)	$1,700.00	$1,700.00
2" (single - 2" meter)	$2,500.00	$2,500.00
Greater than 2"	Actual Cost	Actual Cost

NOTE: The above fees will apply for all typical service installations. However, the Department reserves the right to charge its actual costs for atypical service installation.

MIAMI-DADE WATER AND SEWER DEPARTMENT
SCHEDULE OF WATER FEES AND CHARGES

WATER	**Effective October 1, 2021**	**Proposed October 1, 2022**
6. Floating / Temporary Portable Meter Guarantee Deposit		
Meter Size		
1"	$1,500.00	$1,500.00
2" and Above	$2,500.00	$2,500.00

NOTE: The above deposits do not earn simple interest.

7. Fire Protection Water Service Rates	**Monthly**	**Quarterly**	**Monthly**	**Quarterly**
Size of Fire Line Connection				
2"	$2.25	$6.75	$2.25	$6.75
3"	$4.00	$12.00	$4.00	$12.00
4"	$7.00	$21.00	$7.00	$21.00
6"	$11.50	$34.50	$11.50	$34.50
8"	$15.00	$45.00	$15.00	$45.00
10"	$23.00	$69.00	$23.00	$69.00
12"	$30.00	$90.00	$30.00	$90.00

8. Fire Hydrant Service Charge		
Per month	$0.80	$0.80
Per quarter	$2.40	$2.40
9. Connection Charge Rate		
Per average daily gallon	$1.39	$1.39
10. Basic Customer Service Fees		
A. Deposit		
Residential-based on customer's credit analysis and payment history	$0.00 to $100.00	$0.00 to $100.00
Commercial - monthly	Amount based on 2.5 times the anticipated monthly billing with a minimum charge of $50.00	Amount based on 2.5 times the anticipated monthly billing with a minimum charge of $50.00
Commercial - quarterly	Amount based on 1.5 times the anticipated quarterly billing with a minimum charge of $50.00	Amount based on 1.5 times the anticipated quarterly billing with a minimum charge of $50.00
B. Charge for opening or transferring an account on billing system	$10.00	$10.00

MIAMI-DADE WATER AND SEWER DEPARTMENT
SCHEDULE OF WATER FEES AND CHARGES

WATER		**Effective October 1, 2021**	**Proposed October 1, 2022**
C.	Additional charge if a field visit is required to connect the water meter or obtain a water meter reading.	$35.00	$35.00
11. Other Service Fees			
A.	Office investigation of a delinquent account resulting from:		
	Active meter violation	$30.00	$30.00
	Returned payment (check, draft, or other order for the payment of money) (F.S. 2005 - 125.0105, 832.08(5)):		
	If face value of payment does not exceed $50.00	$25.00	$25.00
	If face value of payment exceeds $50.00 but does not exceed $300.00	$30.00	$30.00
	If face value of payment exceeds $300.00	$40.00 (or 5% of the face amount of payment, whichever is greater)	$40.00 (or 5% of the face amount of payment, whichever is greater)
B.	Field visit to collect a payment or deposit or to discontinue water service by cutting or locking service or removing meter and plugging service	$20.00	$20.00
C.	Field visit to reconnect a cut-off or locked service or to reinstall a meter	$35.00	$35.00
D.	Field visit after initial attempt to read meter, disconnect service, or to inspect backflow prevention device required due to denied access	$50.00	$50.00
E.	Penalty for failure to provide a meter reading or a meter for inspection as required for floating/ temporary portable meters (construction meters)	$150.00	$150.00
F.	Customer-requested high bill investigation, which does not meet established criteria	$20.00	$20.00
G.	Charges the Department incurs on behalf of the customer, which shall be passed on to the customer	$5.00 (minimum charge)	$5.00 (minimum charge)

MIAMI-DADE WATER AND SEWER DEPARTMENT
SCHEDULE OF WATER FEES AND CHARGES

WATER		**Effective October 1, 2021**	**Proposed October 1, 2022**
H.	Field visit to inspect/verify repairs related to underground leak credits	$30.00	$30.00
I.	Field visit to check a meter reading or pool credit reading (for each visit)	$12.50	$12.50
J.	Administrative Hearing Charged even if customer fails to appear at hearing and fails to cancel more than seven (7) days before hearing date	$75.00	$75.00
12. Customer Requested Submeter Installation			
	To cover cost of field inspections, approvals and clerical expenses for establishing future billings	$50.00	$50.00
13. Pipe Tapping Charges			
	Tap Size		
	4"	$520.00	$520.00
	6"	$530.00	$530.00
	8"	$600.00	$600.00
	12"	$785.00	$785.00
	16"	$1,555.00	$1,555.00
	20"	$1,885.00	$1,885.00
	Overtime Charge	$105.00	$105.00

NOTE: There will be a $205.00 charge if Department personnel arrive on a job site and are unable to perform the tapping operation because the contractor has not fulfilled its obligations specified in the Rules and Regulations. No materials shall be furnished by the Department for installation under the prices listed above.

14. Tailpiece Charge		
Tailpiece Size		
3/4"	$40.00	$40.00
1"	$75.00	$75.00
2"	$180.00	$180.00
15. Certified Meter Test Charge		
In-House Testing		
5/8" and 1" Meters	$50.00	$50.00
1 1/2" and 2" Meters	$85.00	$85.00
On-Site Testing		
3" through 10" Meters	$200.00	$200.00
Third Party Vendor Testing		
5/8" and 1" Meters	$90.00	$90.00
1 1/2" and 2" Meters	$160.00	$160.00

MIAMI-DADE WATER AND SEWER DEPARTMENT
SCHEDULE OF WATER FEES AND CHARGES

WATER	Effective October 1, 2021	Proposed October 1, 2022
16. Municipal Excise Tax on Water Bills	As required by local ordinances, the Department will impose an excise tax on retail sales of water. Exempt from this tax are governmental agencies, houses of public worship and certain consulates.	As required by local ordinances, the Department will impose an excise tax on retail sales of water. Exempt from this tax are governmental agencies, houses of public worship and certain consulates.
17. Permit Fee(s)	As charged to the Department by various governmental agencies.	As charged to the Department by various governmental agencies.

18. Premise Location Certificate

To obtain notification of any actual or potential lien amount attached to a premise location fee per premise address:

Water & Sewer

A. Regular premise location certificate	$10.00	$10.00
B. 24-hour premise location certificate	$20.00	$20.00

19. Plans Review and Inspection Fees
Plans Review Fees entitles the applicant to an initial plans review, and one final review.

A. Firelines/Services	$55.00	$55.00
B. Water Main Extensions		
Up to 500 ft.	$300.00	$300.00
501 ft. to 2,000 ft.	$350.00	$350.00
Greater than 2,000 ft.	~~$350.00~~ plus $0.18 per ft >2,000 ft	$450.00 plus $0.18 per ft >2,000 ft
C. Each rework of Plans Review items above A and B.	$106.59	$106.59
Renewal of expired approval and revisions (One year or more after original approval)	Same as original fee	Same as original fee
Single period, two-year extension of approval for qualifying projects pursuant to Ordinance # 11-60	$79.00	$79.00

Processing fees for the review and approval of plans for code compliance regarding water extension projects, including firelines.

MIAMI-DADE WATER AND SEWER DEPARTMENT
SCHEDULE OF WATER FEES AND CHARGES

WATER	**Effective October 1, 2021**	**Proposed October 1, 2022**
20. Laboratory Fees for Drinking Water Tests		
Per Sample *(Excludes Sample Collection)*		
Bacteriology (Membrane Filter)	$15.00	$15.00
Bacteriology (Membrane Filter) - *After Hours*		
Charge to Wholesale Customers	$40.00	$40.00
Color	$10.00	$10.00
Fluoride	$20.00	$20.00
Lead/Copper	$50.00	$50.00
Trihalomethanes	$50.00	$50.00
Water Quality Parameters	$60.00	$60.00
Volatile Organic Contaminants	$75.00	$75.00
Nitrate	$10.00	$10.00
Nitrite	$10.00	$10.00
Alkalinity	$8.00	$8.00
Chloride	$8.00	$8.00
Calcium	$6.00	$6.00
Hardness	$8.00	$8.00
Conductivity	$4.00	$4.00
Total Dissolved Solids (TDS)	$6.00	$6.00
Turbidity	$8.00	$8.00
Chlorine Residual	$10.00	$10.00
Ammonia - Nitrogen	$10.00	$10.00
Dissolved Oxygen	$6.00	$6.00
Total Phosphorous	$10.00	$10.00
Ortho Phosphate	$10.00	$10.00
pH	$4.00	$4.00
Sulfate	$16.00	$16.00
Total Organic Carbon	$16.00	$16.00
Marble	$25.00	$25.00
Sodium	$18.00	$18.00
Sample Collection Fee		
Per water sample	$25.00	$25.00
Fee charged for Department's laboratory sample collection services		
21. Payment for Collection of Lead/Copper Water Test at Customer Tap		
Payment for collection of sample	($50.00)	($50.00)
Payment by Department to customers in established pool of homes who participate in sample collection for compliance with EPA Lead and Copper Rule (LCR).		

MIAMI-DADE WATER AND SEWER DEPARTMENT
SCHEDULE OF WATER FEES AND CHARGES

WATER	Effective October 1, 2021	Proposed October 1, 2022
22. Release of Easement Fees		
A. Release of platted easement rights	$250.00	$250.00
B. Conditional consent letter for permission to use easement until required by Department	$50.00	$50.00
C. All other release requests	$500.00	$500.00
23. Completion of Water and Sewer Verification Form Fees* (See Table 2) *(See Section 24-43.1(5) of the Miami-Dade County Code)*		
Water Only		
A. Residential (R-A)	$30.00	$30.00
B. Multi-family residential (R-B)	$75.00	$75.00
C. Non-residential (NR)	$75.00	$75.00
Water & Sewer		
A. Residential (R-A)	$60.00	$60.00
B. Multi-family residential (R-B)	$150.00	$150.00
C. Non-residential (NR)	$150.00	$150.00
* No additional process fee will apply to obtain "verification forms" after execution of agreement		
* Single period, two-year extension of approval for qualifying projects pursuant to Ordinance # 11-60	$79.00	$79.00
24. Water and Sewer Ordinance Letter		
Water Only		
A. Residential	$30.00	$30.00
B. Commercial	$75.00	$75.00
Water & Sewer		
A. Residential	$60.00	$60.00
B. Commercial	$150.00	$150.00
25. Review and Release of Recorded Document Fees (Other Than Easements) *(covenants, unities of title, service agreements, warranty deeds)*		
A. Water only	$100.00	$100.00
B. Water & Sewer	$150.00	$150.00
26. Completion of Service Feasibility Questionnaire Fee	$25.00	$25.00

MIAMI-DADE WATER AND SEWER DEPARTMENT
SCHEDULE OF WATER FEES AND CHARGES

WATER	Effective October 1, 2021	Proposed October 1, 2022
27. Preparation of Service Agreement Fees *		
Water Only		
Residential, multi-family and commercial use	$100.00	$100.00
Water & Sewer		
Residential, multi-family and commercial use	$200.00	$200.00
* No additional process fee will apply to obtain "verification forms" after execution of agreement		
* Single period, two-year extension of approval for qualifying projects pursuant to Ordinance # 11-60	$79.00	$79.00
28. Preparation of Letter of Availability Fees		
A. Water only	$50.00	$50.00
B. Water & Sewer	$100.00	$100.00
29. Other Recordable Legal Document Fees		
A. Preparation of covenant		
1. Water only	$25.00	$25.00
2. Water & Sewer	$50.00	$50.00
B. Preparation of unity of title		
1. Water only	$25.00	$25.00
2. Water & Sewer	$50.00	$50.00
30. Environmental Quality Control Board (EQCB)		
Letter Preparation Fees		
A. Water only	$35.00	$35.00
B. Water & Sewer	$70.00	$70.00
31. Review of Shop Drawings Fee		
Per shop drawing	$60.00	$60.00

Fee charged for the review of shop drawings for Department compliance regarding water valve fittings and taps.

MIAMI-DADE WATER AND SEWER DEPARTMENT
SCHEDULE OF WATER FEES AND CHARGES

WATER	Effective October 1, 2021	Proposed October 1, 2022
32. Blueline Prints Requested From As-Builts Fee		
Fee per blueline print	$5.00	$5.00
33. Design and Construction Standard Specifications and Details Publication Fee		
Per publication	$50.00	$50.00
34. Verification of Underground Water and Sewer Infrastructure Horizontal Location Fee		
Per 100 Linear Feet	$50.00	$50.00
Additional Linear Foot	$0.50	$0.50
(verification of horizontal location of underground infrastructure as shown on As-Builts)		
35. Safety and Rescue Training Course Fees		
Water & Sewer		
A. Confined space entry (24 hours)	$450.00	$450.00
B. Hazardous material technician and incident command class (40 hours)	$550.00	$550.00
C. Hazwoper training (40 hours)	$550.00	$550.00
D. Air monitoring (16 hours)	$150.00	$150.00
E. Excavation safety (Trenching & shoring, 16 hours)	$250.00	$250.00
F. Fall protection/scaffolding (16 hours)	$250.00	$250.00
G. Electrical safety (16 hours)	$500.00	$500.00
H. Respiratory protection (40 hours)	$450.00	$450.00
NOTE: The revenues from the above course fees are allocated to the water and wastewater funds.		
36. Floating Meters/Temporary Portable Meters/ Damaged/Cleaning Fees		
Meter Size		
1"	$72.00	$72.00
2"	$125.00	$125.00
3" and above	$140.00	$140.00
37. Floating Meters/Temporary Portable Meters		
Charge to read a floating meter in the field.	$50.00	$50.00

MIAMI-DADE WATER AND SEWER DEPARTMENT
SCHEDULE OF WATER FEES AND CHARGES

WATER	**Effective October 1, 2021**	**Proposed October 1, 2022**
38. Preparation of GIS Adhoc Maps and/or Data Fees		
Per hour (minimum one hour)	$65.00	$65.00
Additional copies of the same map-per copy	$25.00	$25.00
39. Detecto Meters		
Per 100 cubic feet	~~$6.9647~~	$7.3130
Per 1,000 gallons	~~$9.3111~~	$9.7767
40. Security Fees		
A. Fee for Issuance of Initial Identification Card Per person	$60.00	$60.00
Fee charged for background check and processing costs for identification card and transponder issued to persons having access to Department facilities. (Consultants, Contractors, Non-Water and Sewer Department Staff)		
B. Fee for Renewal of Expired Identification Card (one year from date of issuance) (Consultants, Contractors, Non-Water and Sewer Department Staff) Per person	$55.00	$55.00
C. Fee for Replacement of Identification Card (card lost, stolen, etc.) Per person	$15.00	$15.00
41. Subscription Fee to Access Customer Care and Billing System (CCB)		
Fee per user	$6,300.00	$6,300.00
Annual fee charged to title and lien companies to provide access to the Department's Customer Care and Billing System (CCB) via the Internet for Premise Lien Certificates (PLC).		
42. Delinquent account notification service for rental property		
One-time initial set-up fee per account		$30.00
Annual Fee per Monthly Account		$60.00
Annual Fee per Quarterly Account Subscribers to this service shall pay in advance		$50.00
~~42.~~ 43. Cut For Non-Payment (CONP)		
Third Attempt Water Meter Removal Charge	$250.00	$250.00
Fee charged to customers who fail to provide access to water meter on two previous attempts to collect or lock service for non-payment.		

MIAMI-DADE WATER AND SEWER DEPARTMENT
SCHEDULE OF WATER FEES AND CHARGES

WATER	Effective October 1, 2021	Proposed October 1, 2022
~~43.~~ 44. Developer Repayment Fee		
To cover administrative costs for collection and repayment of construction connection charges collected from connecting and/or abutting properties in behalf of developers who constructed the facilities.	2.5% of gross repayment	2.5% of gross repayment
~~44.~~ 45. Unauthorized Usage of Water on Fire Lines		
Daily penalty charge against fire line accounts for allowing unauthorized usage or waste of water.	$100.00 per day	$100.00 per day
~~45.~~ 46. General & Administrative (G&A) Overhead (OH) Rate		
Rate charged to offset general and administrative costs related to work performed by the Department due to request, damage (billable job orders) or contractual agreement.	10.6% of total cost	10.6% of total cost
~~46.~~ 47. Pipeline Installation Contributions		
Pipe Size	Rate Per Linear Foot	Rate Per Linear Foot
8"	$42.00	$42.00
12"	$46.00	$46.00

Contributory payments by developers of certain development projects as indicated by Section 2.04(2c) of the Rules and Regulations.

~~47.~~ 48. After-Hours Construction Inspections Activity Fees		
Per hour rate charged for work outside the specified work hours - weekends, nights and holidays for contractors with special requirements or deadlines for construction.	$90.00 per hour	$90.00 per hour

MIAMI-DADE WATER AND SEWER DEPARTMENT
SCHEDULE OF WATER FEES AND CHARGES

WATER	**Effective October 1, 2021**	**Proposed October 1, 2022**
~~48.~~ 49. Water Meter Installation Fees		

These fees are for the installation of the water meter(s) only. All new water services must be installed in accordance with the appropriate Water & Sewer Department Standard Detail, prior to the installation of the water meters.

The Department reserves the right to install the appropriate sized meter, if a service is deemed to be oversized for a specific premise, as long as an adequate amount of flow is provided.

Fee for installing initial water meter for new customer

Service Size (Section 45) :		
3/4" or 5/8"	$145.00	$145.00
1"	$195.00	$195.00
2"	$1,350.00	$1,350.00
4" (with 2 - 2" meters)	$2,665.00	$2,665.00
4" Turbo	$4,075.00	$4,075.00
6" Turbo	$6,145.00	$6,145.00
6" x 4" Turbo	$7,475.00	$7,475.00
8" Turbo	$9,380.00	$9,380.00
8" x 4" Turbo	$10,740.00	$10,740.00
10" Turbo	$11,770.00	$11,770.00
10" x 4" Turbo	$13,130.00	$13,130.00

Note: All other sizes and/or configurations will be charged at actual cost.

~~49.~~ 50. Return Field Visit to Set Meter After Failed Meter Installation

Fee for return field visit to set meter after initial installation was not up to Department standards.

Service Size		
5/8" to 1"	$35.00	$35.00
2" to 10"	$55.00	$55.00

~~50.~~ 51. Rental of Light Towers	$505.00 per tower per day	$505.00 per tower per day

~~51.~~ 52. Surcharge for After- Hours Initial Meter Installation

Service Size:		
3/4" to 1" Service	$385.00	$385.00
2" to 4" Service	$675.00	$675.00
6" to 10" Service	$1,015.00	$1,015.00

~~52.~~ 53. Curb Stop Replacement for Initial Meter Installation	$165.00	$165.00

MIAMI-DADE WATER AND SEWER DEPARTMENT
SCHEDULE OF WATER FEES AND CHARGES

WATER	Effective October 1, 2021	Proposed October 1, 2022
~~53.~~ 54. **Backflow Preventer Test and Non-Compliant Certification Fee** Charged to customers that fail to comply with the annually required backflow preventer testing; customer will receive two notices before a contractor is hired to perform testing and fee is charged.	$250.00	$250.00
~~54.~~ 55. **Backflow Preventer Assembly Test Report Submission** Processing test report submitted by private tester	$5.00	$5.00
~~55.~~ 56. **Construction Contract Documents**		
A. Contract Documents on a CD or DVD (cost per CD/DVD)	$20.00	$20.00
B. Contract Documents without Full-Sized Plan Sheets	$25.00	$25.00
C. Contract Documents with Engineer's Estimate up to $500,000	$25.00	$25.00
D. Contract Documents for Projects bidding via Miscellaneous Construction Contracts (MCC) with Engineer's Estimate greater than $500,000 but less than $5 million.	$40.00	$40.00
E. Contract Documents for Projects not bidding via Miscellaneous Construction Contracts (MCC) with Engineer's Estimate, as follows:		
1. Greater than $500,000, but up to $5 million	$50.00	$50.00
2. Greater than $5 million, but up to $10 million	$75.00	$75.00
3. Greater than $10 million, but up to $20 million	$100.00	$100.00
4. Greater than $20 million, but up to $50 million	$150.00	$150.00
5. Greater than $50 million, but up to $100 million	$250.00	$250.00
6. Greater than or equal to $100 million	$350.00	$350.00

MIAMI-DADE WATER AND SEWER DEPARTMENT
SCHEDULE OF WASTEWATER FEES AND CHARGES

WASTEWATER		**Effective October 1, 2021**		**Proposed October 1, 2022**	
1. Oversizing Credits					
A. Force Mains		**Credit Per Linear Foot**	**Credit Per Plug Valve**	**Credit Per Linear Foot**	**Credit Per Plug Valve**
8" to 12"		($10.00)	($790.00)	($10.00)	($790.00)
8" to 16"		($22.00)	($2,264.00)	($22.00)	($2,264.00)
8" to 20"		($42.00)	($4,006.00)	($42.00)	($4,006.00)
8" to 24"		($50.00)	($20,575.00)	($50.00)	($20,575.00)
8" to 30"		($81.00)	($40,210.00)	($81.00)	($40,210.00)
8" to 36"		($106.00)	($65,776.00)	($106.00)	($65,776.00)
12" to 16"		($13.00)	($1,512.00)	($13.00)	($1,512.00)
12" to 20"		($33.00)	($3,230.00)	($33.00)	($3,230.00)
12" to 24"		($41.00)	($20,664.00)	($41.00)	($20,664.00)
12" to 30"		($71.00)	($40,229.00)	($71.00)	($40,229.00)
12" to 36"		($96.00)	($65,865.00)	($96.00)	($65,865.00)
		Credit Per Inch Diameter Per Linear Foot		**Credit Per Inch Diameter Per Linear Foot**	
B. Gravity Sewer Mains					
8" to 10"		($3.00)		($3.00)	
8" to 12"		($7.00)		($7.00)	
2. Developer Payment/Credit for New Sanitary Sewer Lateral Installation for Existing Property Use		($5,000.00)		($5,000.00)	
Construction Connection Charge					
		Rate Per Front Foot		**Rate Per Front Foot**	
Pipelines	**Pipe Size**				
Gravity Sewers	8"	$29.00		$29.00	
	10"	$31.00		$31.00	
	12"	$33.00		$33.00	
Force Mains	8"	$32.00		$32.00	
	12"	$38.00		$38.00	
	16"	$49.00		$49.00	
4. Connection Charge Rate					
Per average daily gallon		$5.60		$5.60	
Per average daily gallon for customers utilizing a graywater disposal system		$2.80		$2.80	

MIAMI-DADE WATER AND SEWER DEPARTMENT
SCHEDULE OF WASTEWATER FEES AND CHARGES

WASTEWATER	Effective October 1, 2021	Proposed October 1, 2022
5. Basic Customer Service Fees		
A. **Deposit**		
Residential - based on customer's credit analysis and payment history	$0.00 to $100.00	$0.00 to $100.00
Commercial - monthly	Amount based on 2.5 times the anticipated monthly billing with a minimum charge of $50.00	Amount based on 2.5 times the anticipated monthly billing with a minimum charge of $50.00
Commercial - quarterly	Amount based on 1.5 times the anticipated quarterly billing with a minimum charge of $50.00	Amount based on 1.5 times the anticipated quarterly billing with a minimum charge of $50.00
B. Administrative Hearing Charged even if customer fails to appear at hearing and fails to cancel more than seven (7) days before hearing date	$75.00	$75.00
6. Domestic Waste Disposal Fee Charged to commercial tankers for unloading domestic waste at wastewater treatment plants; After hours: 10:01pm - 5:59am		
0 - 1,000 gallons truck	$65.50	$65.50
0 - 1,000 gallons truck - After hours	$131.00	$131.00
1,001 - 1,500 gallons truck	$98.25	$98.25
1,001 - 1,500 gallons truck - After hours	$196.50	$196.50
1,501 - 2,000 gallons truck	$131.00	$131.00
1,501 - 2,000 gallons truck - After hours	$262.00	$262.00
Over 2,000 gallons truck- (per hundred gallons)	$6.55	$6.55
Over 2,000 gallons truck - (per hundred gallons) - After hours	$13.10	$13.10
7. Fats, Oils, Grease (FOG), and Other Waste Disposal Fee Charged to commercial tankers for unloading fats, oils, grease (FOG), and other waste at wastewater treatment plants; After hours: 10:01pm - 5:59am		
0 - 1,000 gallons truck	$94.00	$94.00
0 - 1,000 gallons truck - After hours	$188.00	$188.00
1,001 - 1,500 gallons truck	$141.00	$141.00
1,001 - 1,500 gallons truck - After hours	$282.00	$282.00
1,501 - 2,000 gallons truck	$188.00	$188.00
1,501 - 2,000 gallons truck - After hours	$376.00	$376.00
Over 2,000 gallons truck - (per hundred gallons)	$9.40	$9.40
Over 2,000 gallons truck - (per hundred gallons) - After hours	$18.80	$18.80
8. Waste Hauler Tank Disposal Deposit Per waste hauler tank disposal account	$2,000.00	$2,000.00
9. Hauled Waste Receiving Station Spill Clean-up Per accidental spill when delivering waste loads to receiving stations	$414.00	$414.00
10. Waste Hauler Truck Cleanout Charge Per cleanout	$50.00	$50.00
11. Waste Hauler Truck Calibration Decal Charged per verification of waste truck capacity. Trucks are provided with a decal that identifies gallonage.	$100.00	$100.00

MIAMI-DADE WATER AND SEWER DEPARTMENT
SCHEDULE OF WASTEWATER FEES AND CHARGES

WASTEWATER	Effective October 1, 2021	Proposed October 1, 2022
12. Departmental Review of Waste Load Disposal Other than FOG or Domestic	$111.00	$111.00
Ensure compliance with Miami Dade County Liquid Waste Transportation and Disposal Guidance Manual.		
13. Laboratory Sampling of Other Waste Load Disposal	$563.00	$563.00
14. High Strength Sewage Surcharge		
Per pound for portion of suspended solids in excess of a concentration of 200 milligrams per liter	$0.14	$0.14
Per pound for portion of biochemical oxygen demand in excess of a concentration of 200 milligrams per liter	$0.19	$0.19
15. Pump Station Maintenance Fee		
Fees charged for maintenance of pump stations under Interdepartmental Agreement		
16. Discharge Regulations Violations		
Fine for failure to comply with discharge regulations	$500.00	$500.00
17. Removal of Clean-Out Plug	$150.00	$150.00
18. Permit Fee(s)	As charged to the Department by various governmental agencies	As charged to the Department by various governmental agencies
19. Premise Location Certificate		
To obtain notification of any actual or potential lien amount attached to a premise location		
Fee per service address:		
Water & Sewer		
A. Regular premise location certificate	$10.00	$10.00
B. 24-hour premise location certificate	$20.00	$20.00

MIAMI-DADE WATER AND SEWER DEPARTMENT
SCHEDULE OF WASTEWATER FEES AND CHARGES

WASTEWATER	Effective October 1, 2021	Proposed October 1, 2022
20. Plans Review and Inspection Fees		
Processing fees for the review and approval of plans for code compliance regarding sewer extension projects, including sewer laterals, connections and pump stations. Plans Review Fees entitles the applicant to an initial plans review, and one final review.		
A. **Laterals/Connections**	$55.00	$55.00
B. **Sewer Main Extensions**		
Up to 500 ft.	$300.00	$300.00
501 ft. to 2,000 ft.	$350.00	$350.00
Greater than 2,000 ft.	~~$350.00~~ plus $0.18 per ft >2,000 ft	$450.00 plus $0.18 per ft >2,000 ft
C. **Pump Station**	$800.00	$800.00
D. **Each rework of Plans Review Items above A. B. and C.**	$106.59	$106.59
Renewal of expired approval and revisions (One year or more after approval)	Same as original fee	Same as original fee
Single period, two-year extension of approval for qualifying projects pursuant to Ordinance # 11-60	$79.00	$79.00
21. Weed Control Fee		
Per quarter	$25.00	$25.00
22. Facilities with Excessive Infiltration Surcharge	10%	10%
23. Discharge of Sludge Charge	$40.00/ton	$40.00/ton
24. Telemetering Equipment Installation Fee		
Fee charged for installation of telemetering equipment at developer installed pump stations		
Per pump station	$7,550.00	$7,550.00
25. Marinas	40% of retail rate	40% of retail rate
26. Release of Easement Fees		
A. Release of platted easement rights	$250.00	$250.00
B. Conditional consent letter for permission to use easement until required by Department	$50.00	$50.00
C. All other release requests	$500.00	$500.00
27. Completion of Application Form Fees		
A. Utilities collection transmission capacity form	$50.00	$50.00
B. Industrial pre-treatment facility application form Sewer only	$150.00	$150.00

MIAMI-DADE WATER AND SEWER DEPARTMENT
SCHEDULE OF WASTEWATER FEES AND CHARGES

WASTEWATER	Effective October 1, 2021	Proposed October 1, 2022
28. Completion of Water and Sewer Verification Form Fees* (See Table 2)		
(See Section 24-43.1(5) of the Miami-Dade County Code)		
Sewer Only		
A. Residential (R-A)	$30.00	$30.00
B. Multi-family residential (R-B)	$75.00	$75.00
C. Non-residential (NR)	$75.00	$75.00
Water & Sewer		
A. Residential (R-A)	$60.00	$60.00
B. Multi-family residential (R-B)	$150.00	$150.00
C. Non-residential (NR)	$150.00	$150.00
* No additional process fee will apply to obtain "verification forms" after execution of agreement		
* Single period, two-year extension of approval for qualifying projects pursuant to Ordinance # 11-60	$79.00	$79.00
29. Ordinance Letter		
Wastewater Only		
A. Residential	$30.00	$30.00
B. Commercial	$75.00	$75.00
Water & Sewer		
A. Residential	$60.00	$60.00
B. Commercial	$150.00	$150.00
30. Review and Release of Recorded Document Fees (Other Than Easements)		
(Covenants, unities of title, service agreements, warranty deeds)		
A. Sewer only	$100.00	$100.00
B. Water & Sewer	$150.00	$150.00
31. Preparation of Service Agreement Fees *		
Sewer Only		
Residential, multi-family and commercial use	$100.00	$100.00
Water & Sewer		
Residential, multi-family and commercial use	$200.00	$200.00
* No additional process fee will apply to obtain "verification forms" after execution of agreement		
* Single period, two-year extension of approval for qualifying projects pursuant to Ordinance # 11-60	$79.00	$79.00
32. Preparation of Letter of Availability Fees		
A. Sewer only	$50.00	$50.00
B. Water & Sewer	$100.00	$100.00

MIAMI-DADE WATER AND SEWER DEPARTMENT
SCHEDULE OF WASTEWATER FEES AND CHARGES

WASTEWATER	Effective October 1, 2021	Proposed October 1, 2022
33. Other Recordable Legal Document Fees		
A. Preparation of covenant		
1. Sewer only	$25.00	$25.00
2. Water & Sewer	$50.00	$50.00
B. Preparation of unity of title		
1. Sewer only	$25.00	$25.00
2. Water & Sewer	$50.00	$50.00
34. Completion of Groundwater Discharge Form Fee	$50.00	$50.00
35. Environmental Quality Control Board *(EQCB) Letter Preparation Fees*		
A. Sewer only	$35.00	$35.00
B. Water & Sewer	$70.00	$70.00
36. Customer Call-Out Fees		
Fee for investigation and/or emergency response to sewer collection complaints (call-outs), fee charged only if Department is not responsible to correct complaint		
Fee per call-out:		
A. Regular working hours	$125.00	$125.00
B. Non-regular working hours	$175.00	$175.00
37. Customer Initiated Closed Circuit Television Lateral Inspection Fee		
Per inspection	$250.00	$250.00
38. Review of Shop Drawings Fee		
Per shop drawing	$100.00	$100.00
Fee charged for the review of shop drawings for Department compliance regarding sewer manholes, fittings, taps and pump stations		
39. Blueline Prints Requested From As-Builts Fee		
Fee per blueline print	$5.00	$5.00
40. Design and Construction Standard Specifications and Details Publication Fee		
Per publication	$50.00	$50.00
41. Verification of Underground Water and Sewer Infrastructure Horizontal Location Fee		
Per 100 Linear Feet	$50.00	$50.00
Additional Linear Foot	$0.50	$0.50
(verification of horizontal location of underground infrastructure as shown on As-Builts)		

MIAMI-DADE WATER AND SEWER DEPARTMENT
SCHEDULE OF WASTEWATER FEES AND CHARGES

WASTEWATER	**Effective October 1, 2021**	**Proposed October 1, 2022**
42. Safety and Rescue Training Course Fees		
Water & Sewer		
A. Confined space entry (24 hours)	$450.00	$450.00
B. Hazardous material technician and incident command class (40 hours)	$550.00	$550.00
C. Hazwoper training (40 hours)	$550.00	$550.00
D. Air monitoring (16 hours)	$150.00	$150.00
E. Excavation safety (Trenching & shoring, 16 hours)	$250.00	$250.00
F. Fall protection/scaffolding (16 hours)	$250.00	$250.00
G. Electrical safety (16 hours)	$500.00	$500.00
H. Respiratory protection (40 hours)	$450.00	$450.00
NOTE: The revenues from the above course fees are allocated to the water and wastewater funds.		
43. Laboratory Fees for Wastewater Tests		
Per Sample (Excludes Sample Collection)		
Bacteriology (Membrane Filter)	$15.00	$15.00
Bacteriology (Membrane Filter) - *After Hours Charge to Wholesale Customers*	$40.00	$40.00
Nitrate	$10.00	$10.00
Nitrite	$10.00	$10.00
Alkalinity	$8.00	$8.00
Chloride	$8.00	$8.00
Conductivity	$4.00	$4.00
Total Dissolved Solids (TDS)	$6.00	$6.00
Chlorine Residual	$10.00	$10.00
Ammonia - Nitrogen	$10.00	$10.00
Dissolved Oxygen	$6.00	$6.00
Total Phosphorous	$10.00	$10.00
Ortho Phosphate	$10.00	$10.00
Biochemical Oxygen Demand	$12.00	$12.00
pH	$4.00	$4.00
Sulfate	$16.00	$16.00
Total Kjeldahl Nitrogen	$14.00	$14.00
Total Organic Carbon	$16.00	$16.00
Total Suspended Solids	$6.00	$6.00
Sodium	$18.00	$18.00

MIAMI-DADE WATER AND SEWER DEPARTMENT
SCHEDULE OF WASTEWATER FEES AND CHARGES

WASTEWATER	Effective October 1, 2021	Proposed October 1, 2022
44. Preparation of GIS Adhoc Maps and/or Data Fees		
Per hour (minimum one hour)	$65.00	$65.00
Additional copies of the same map Per copy	$25.00	$25.00
45. Billing Service Fee for Processing Stormwater Utility Fee for Municipalities	Fee Determined by Agreement	Fee Determined by Agreement
46. Billing Service Fee for Processing Sewer Billings for Coral Gables	Fee Determined by Agreement	Fee Determined by Agreement
47. Graywater Disposal System		
Customers who utilize an approved graywater disposal system and install a sub-meter to measure water entering the property which utilizes the graywater disposal system will not be charged wastewater disposal for usage measured on the sub-meter.		
48. Floating Meters/Temporary Portable Meter Guarantee Deposit		
2" Meter and Above	$2,500.00	$2,500.00
NOTE: The above deposits do not earn simple interest.		
49. Floating Meters/Temporary Portable Meters		
Charge to read a floating meter in the field	$50.00	$50.00
50. Floating Meters/Temporary Portable Meters/ Damaged/Cleaning Fees		
3" Meter and Above	$140.00	$140.00
51. Penalty for failure to provide a meter reading or a meter for inspection as required for floating/temporary portable meters (construction meters)	$150.00	$150.00
52. Security Fees		
A. Fee for Issuance of Initial Identification Card		
Per person	$60.00	$60.00
Fee charged for background check and processing costs for identification card issued to persons having access to Department facilities. (Consultants, Contractors, Non-Water and Sewer Department staff)		
B. Fee for Renewal of Expired Identification Card (one year from date of issuance) (Consultants, Contractors, Non-Water and Sewer Department staff)		
Per person	$55.00	$55.00
C. Fee for Replacement of Identification Card (card lost, stolen, etc.)		
Per person	$15.00	$15.00
53. Subscription Fee to Access Customer Care and Billing System (CCB)		
Fee per user	$6,300.00	$6,300.00
Annual fee charged to title and lien companies to provide access to the Department's Customer Care and Billing System (CCB) via the Internet for Premise Lien Certificates (PLC).		

MIAMI-DADE WATER AND SEWER DEPARTMENT
SCHEDULE OF WASTEWATER FEES AND CHARGES

WASTEWATER	Effective October 1, 2021	Proposed October 1, 2022
54. Cut For Non-Payment (CONP)		
Third Attempt Water Meter Removal Charge Fee charged to customers who intentionally blocked access to water meter on two previous attempts to collect or lock service for non-payment.	$250.00	$250.00
55. Delinquent account notification service for rental property		
One-time initial set-up fee per account		$30.00
Annual Fee per Monthly Account		$60.00
Annual Fee per Quarterly Account Subscribers to this service shall pay in advance		$50.00
~~55.~~ 56. After-Hours Construction Inspections Activity Fees Per hour rate charged for work outside the specified work hours - weekends, nights and holidays for contractors with special requirements or deadlines for construction.	$90.00 per hour	$90.00 per hour
~~56.~~ 57. Developer Repayment Fee To cover administrative costs for collection and repayment of construction connection charges collected from connecting and/or abutting properties in behalf of developers who constructed the facilities.	2.5% of gross repayment	2.5% of gross repayment
~~57.~~ 58. General & Administrative (G&A) Overhead (OH) Rate Rate charged to offset general and administrative costs related to work performed by the Department due to request, damage (billable job orders) or contractual agreement.	10.6% of total cost	10.6% of total cost
~~58.~~ 59. Rental of Light Towers	$505.00 per tower per day	$505.00 per tower per day
~~59.~~ 60. Sewer Force Main Pipe Tapping Charges		
Tap Size:		
4"	$650.00	$650.00
6"	$660.00	$660.00
8"	$730.00	$730.00
12"	$980.00	$980.00
16"	$1,750.00	$1,750.00
20"	$2,080.00	$2,080.00
Overtime Charge	$105.00	$105.00

NOTE: There will be a $205.00 charge if Department personnel arrive on a job site and are unable to perform the tapping operation because the contractor has not fulfilled its obligations specified in the Rules and Regulations. No materials shall be furnished by the Department for installation under the prices listed above.

MIAMI-DADE WATER AND SEWER DEPARTMENT
SCHEDULE OF WASTEWATER FEES AND CHARGES

WASTEWATER	**Effective October 1, 2021**	**Proposed October 1, 2022**
~~60.~~ 61. Construction Contract Documents		
A. Contract Documents on a CD or DVD (cost per CD/DVD)	$20.00	$20.00
B. Contract Documents without Full-Sized Plan Sheets	$25.00	$25.00
C. Contract Documents with Engineer's Estimate up to $500,000	$25.00	$25.00
D. Contract Documents for Projects bidding via Miscellaneous Construction Contracts (MCC) with Engineer's Estimate greater than $500,000 but less than $5 million	$40.00	$40.00
E. Contract Documents for Projects not bidding via Miscellaneous Construction Contracts (MCC) with Engineer's Estimate, as follows:		
1. Greater than $500,000, but up to $5 million	$50.00	$50.00
2. Greater than $5 million, but up to $10 million	$75.00	$75.00
3. Greater than $10 million, but up to $20 million	$100.00	$100.00
4. Greater than $20 million, but up to $50 million	$150.00	$150.00
5. Greater than $50 million, but up to $100 million	$250.00	$250.00
6. Greater than or equal to $100 million	$350.00	$350.00

MIAMI-DADE WATER AND SEWER DEPARTMENT
Table 2

No.		Types of Building Usages					Verification Form Fee Listing
Residential Land Uses:							
1		Single Family Residences					R-A
2		Townhouse Residences					R-B
3		Apartments					R-B
4		Mobile Home Residences/Parks					R-A
5		Duplexes or Twin Home Residences					R-A
Commercial Land Uses:							
6		Airport: (a) Common Area/Concourse (b) Retail (c) Food Service					NR
7		Banquet Halls with kitchen					NR
8		Bars or Cocktail Lounges					NR
9		Barber Shops					NR
10		Beauty Shops					NR
11		Bowling Alleys					NR
12		Car Washes: (a) Manual Washing (b) Automated Washing with recycle system					NR
13		Coin Laundries					NR
14		Country Clubs with kitchen					NR
15		Dentist Offices					NR
16		Fitness Centers or Gyms					NR
17		Food Preparation Outlets (Bakeries, Meat Markets, Commissaries, etc.)					NR
18		Funeral Homes					NR
19		Gas Station / Convenience Store/ Mini-Mart (a) without Car Wash (b) with Single Automated Car Wash					NR
20		Hospitals					NR
21		Hotels and Motels					NR
22		House of Worship					NR
23		Industrial: (a) Warehouse/ Spec. Bldg. (b) Self-Service Storage Units (c) Industrial - Wet (d) Industrial - Dry					NR

***The basis of calculation for average daily rated gallonage is found in Section 24-43.1(5) of the Code of Miami-Dade County as currently in effect and as may be amended in the future. For usages not shown, the Department shall estimate daily gallonage.**

MIAMI-DADE WATER AND SEWER DEPARTMENT
Table 2

No.		Types of Building Usages					Verification Form Fee Listing
24		Kennels					NR
25		Marinas					NR
26		Motor Vehicle Service Stations					NR
27		Nursing or Convalescent Homes					NR
28		Office Buildings					NR
29		Other Residential Facility/ Institution: (a) Congregate Living Facility (CLF) (b) Jail (c) Other					NR
30		Pet Grooming					NR
31		Physician Offices					NR
32		Public Park: (a) With toilets only (b) With toilets and showers					NR
33		Public Swimming Facilities					NR
34		Restaurants: (a) full service (b) fast food service (c) take-out service					NR
35		Retail					NR
36		Schools a) day care/nursery b) regular schools					NR DADE COUNTY SCHOOL BOARD IS EXEMPT
37		Shopping Center/ Mall: (Shell/ Common Area)					NR
38		Stadiums, Ballparks, Racetracks, Frontons, Auditoriums, Etc.					NR
39		Theaters a) Indoor b) Outdoor c) Drive-in					NR
40		Trailer or Tourist Park					NR
41		Veterinarian Offices					NR

***The basis of calculation for average daily rated gallonage is found in Section 24-43.1(5) of the Code of Miami-Dade County as currently in effect and as may be amended in the future. For usages not shown, the Department shall estimate daily gallonage.**

Note: gpd = gallons per day; gpcd = gallons per capita per day; R-A = Residential; R-B = Multi-family Residential; NR = Non-residential

I.O. No.: 4-125
Ordered: 09/ ~~28~~/2022~~1~~
Effective: 10/01/2022~~1~~

MIAMI-DADE COUNTY
IMPLEMENTING ORDER

SUMMARY OF RATES, FEES AND CHARGES FOR MIAMI-DADE AVIATION DEPARTMENT
MIAMI INTERNATIONAL AIRPORT

This Implementing Order of the Miami-Dade Aviation Department (MDAD) consists of (i) Aviation Fees as defined in the 2018 Airline Use Agreement, and (ii) all other charges for the use of Miami International Airport (MIA) and the County's General Aviation Airport (GAA) facilities.

Approval of the 2022~~1~~-2023~~2~~ Budget Ordinance by the Board of County Commissioners based on the rates, fees, and charges stated herein, and in the appraisal reports attached as Exhibits A and B hereto, constitutes the establishment and authorization of such rates, fees, and charges under Section 25-1.2(a) of the Code of Miami-Dade County. Such rates, fees, and charges are subject to change during the fiscal year in accordance with applicable regulatory or contractual provisions.

*The rates for Non-Terminal Land Rent, Non-Terminal Paving, Non-Terminal Building Rent, and Non-Terminal Parking at Miami International Airport are listed in the appraisal report attached hereto as **Exhibit A**, which appraisal report (and all estimates and assumptions stated therein) is incorporated herein by reference and part of this Summary of Rates, Fees, and Charges as if fully stated herein. The rates for General Aviation Airport Land and Building Rent are listed in the appraisal report attached hereto as **Exhibit B**, which appraisal report (and all estimates and assumptions stated therein) is incorporated herein by reference and part of this Summary of Rates, Fees, and Charges as if fully stated herein. Such rates, fees, and charges are deemed to be fair, reasonable, and not unjustly discriminatory, and are subject to change if there are any changes in the assumptions used in the appraisal reports or if the appraised values are adjusted by the appraisers either before the effective date of this implementing order or during the relevant fiscal year.*

Note: MDAD may waive any fee provided for herein for applicants or users that are federal, state, or local governmental or military users, foreign government or military users, or, to the extent a waiver or reduction of the fee is fair, reasonable, and not unjustly discriminatory, other applicants or users under circumstances determined by MDAD to justify a waiver or reduction of the fee. All rates, fees and charges for Miami-Dade County's Airport system previously established or approved by the Board continue to apply except to the extent amended or modified in this Implementing Order.

Rate Description	Rate Application	FY 2022~~1~~-2023~~2~~
AIRFIELD		
Landing Fees	Per 1,000 lbs. of Gross Landed Weight	$1.62
PLB Gate Usage Fee without preconditioned Air	Per Arrival	$70.00
PLB Gate Usage Fee with preconditioned Air: Narrow-Body	Per Arrival	$87.61
PLB Gate Usage Fee with preconditioned Air: Wide-Body	Per Arrival	$108.96
PLB Gate Usage Fee with preconditioned Air: Jumbo-Body	Per Arrival	$121.98
TERMINAL		
Domestic Arrival Fee – Per Seat:		
Concourse Use	Per Domestic Arriving Seat	$~~4.91~~4.17
Baggage Claim	Per Domestic Arriving Seat	$~~1.00~~0.61
Total		**$~~5.91~~4.78**
Preferential Gate Fee (annual per gate)		$681,588.65~~48,105.45~~
Domestic Departure Fee - Per Seat:		
Concourse Use	Per Domestic Departing Seat	$~~4.91~~4.17
Screening	Per Domestic Departing Seat	$~~1.57~~1.23
Baggage Make-up Maintenance (Does not apply to American Airlines because American Airlines maintains its own baggage system)	Per Domestic Departing Seat	$~~1.28~~1.01
Baggage Make-up Capital	Per Domestic Departing Seat	$~~0.55~~0.43
Total		**$~~8.31~~6.84**
International Arrival Fee - Per Seat:		
International Facilities	Per International Arriving Seat	$12.~~77~~51
International Departure Fee - Per Seat:		
Concourse Use	Per International Departing Seat	$~~4.91~~4.17
Screening	Per International Departing Seat	$~~1.57~~1.23
Baggage Make-up Maintenance (Does not apply to American Airlines because American Airlines maintains its own baggage system)	Per International Departing Seat	$~~1.28~~1.01
Baggage Make-up Capital	Per International Departing Seat	$~~0.55~~0.43
Total		**$~~8.31~~6.84**
TERMINAL RENTAL RATES PER SQ. FT.		
Class I	Per Square Foot	$~~85.16~~89.80
Class II	Per Square Foot	$~~127.74~~134.70
Class III	Per Square Foot	$~~85.16~~89.80
Class IV	Per Square Foot	$~~42.58~~44.90
Class V	Per Square Foot	$~~21.29~~22.45
Class VI	Per Square Foot	$~~85.16~~89.80

Rate Description	Rate Application	FY 2022~~1~~-2023~~2~~
COMMON USE TERMINAL EQUIPMENT (CUTE):		
CUTE GATE RATES		
Gate Usage Fee (CUTE Equipment Rental)	Per Departing Seat	$~~0.32~~0.18
TICKET COUNTER FEES (FEES ARE PER SEAT WHEN TICKET COUNTER USE IS NOT PURSUANT TO A LEASE)		
Cute Equipment Rental	Per Departing Seat	$~~0.65~~0.47
Class I Rental Expense for Ticket Counter	Per Departing Seat	$~~0.33~~0.23
Class IV Rental Expense for Baggage Makeup	Per Departing Seat	$~~0.81~~0.58
CUTE Dynamic Signage (Backwall Displays) (capped at $40.00 per month per ticket counter position for CUTE-exempt carriers)	Per Departing Seat	$~~0.02~~0.01
Total Ticket Counter Fee	**Per Departing Seat**	**$~~1.81~~1.29**
TICKET COUNTER FEE (THESE FEES ARE PER HOUR, AND ARE CAPPED AT $~~227.40~~235.08 PER DAY, WHEN TICKET COUNTER USE IS PURSUANT TO A LEASE, AS REFLECTED IN THE MDAD CUTE POLICY)		
Cute Equipment Rental	Per Hour	$~~6.51~~6.75
Class I Rental Expense for Ticket Counter	Per Hour	$~~3.34~~3.40
Class IV Rental Expense for Baggage Makeup	Per Hour	$~~8.90~~9.25
CUTE Dynamic Signage (Back Wall Displays)	Per Hour	$~~0.20~~0.19
Total Hourly Ticket Counter Usage Fee (Capped at $~~227.40~~235.08 per day per ticket counter used)	**Per Hour**	**$~~18.95~~19.59**
CUTE DYNAMIC SIGNAGE (BACK WALL DISPLAYS)		
Maximum monthly rate	Fee Per Exempt Ticket Counter Position	$~~40.00~~30.00
Annual rate for back-wall displays within leased areas	Fee Per Display	$~~960.00~~720.00
CUTE Back-office / Operations / Educational Equipment	Monthly Per Unit	$122.80
STANDARD MANUAL CUTE TICKET COUNTER RATES		
Wide-body aircraft (over 200 seats)	Per Flight	$~~530.47~~548.61
Narrow aircraft (101 seats through 200 seats)	Per Flight	$~~303.12~~313.49
Regional Commuter aircraft (20 seats through 100 seats)	Per Flight	$~~151.56~~156.75
Small Turbo aircraft (under 20 seats)	Per Flight	$~~75.78~~78.37
UNAUTHORIZED MANUAL CUTE TICKET COUNTER RATES (Hrly Rate + 100% Premium)		
Wide-body aircraft (over 200 seats)	Per Flight	$~~1,060.93~~1,097.23
Narrow aircraft (101 seats through 200 seats)	Per Flight	$~~606.25~~626.99
Regional Commuter aircraft (20 seats through 100 seats)	Per Flight	$~~303.12~~313.49
Small Turbo aircraft (under 20 seats)	Per Flight	$~~151.56~~156.75

Rate Description	Rate Application	FY 2022~~1~~-2023~~2~~
MISCELLANEOUS CUTE CHARGES		
TWOV lounges	Hourly Charges	$~~6.51~~6.75
ITI lounges	Hourly Charges	$~~6.51~~6.75
ITI baggage	Hourly Charges	$~~6.51~~6.75
Ramp Baggage Make-up	Hourly Charges	$~~6.51~~6.75
CRUISE CHECK IN-FACILITY AT MIAMI SEAPORT - MAINTENANCE		
On-site maintenance single circuit	Added to CUTE Hourly Usage Fees	$10.00
On-site maintenance single circuit Back-up circuit	Added to CUTE Hourly Usage Fees	$10.34
On-call maintenance (response within two hours) single circuit	Added to CUTE Hourly Usage Fees	$3.16
On-call maintenance (response within two hours) back-up circuit	Added to CUTE Hourly Usage Fees	$3.51
COMMON USE SELF SERVICE (CUSS) CHARGES		
Transaction Fee	Per Transaction	$0.58
Monthly Fee (Desktop Unit)	Per Unit, Per Month	$~~50.69~~197.45
Monthly Fee (Standalone Unit) per unit, per month	Per Unit, Per Month	$~~93.27~~242.35
CLOSED-CIRCUIT TELEVISION (CCTV)		
CAMERAS		
PTZ (Pan-Tilt-Zoom)	Each, Per Month	$24.00
Fixed	Each, Per Month	$16.00
VIEWING WORKSTATION		
Cellstack/NICE	Each, Per Month	$614.00
Cellstack	Each, Per Month	$553.00
NICE	Each, Per Month	$461.00
RECORDING-PER PORT		
NICE Pro (30-day recording)	Each, Per Month	$14.00
NICE Harmony (20-day recording)	Each, Per Month	$9.00
PASSENGER AIRCRAFT PARKING FEES		
Passenger Aircraft Regular Parking: Hard Stand	Per day for 1 – 5 days, after 2 hr. grace period	Per Formula
Passenger Aircraft Regular Parking: Remote Position	Per day for 1 – 5 days, after 2 hr. grace period	Per Formula
Passenger Aircraft Regular Parking: Terminal Gate	Per day for 1 – 5 days, after 4 hr. grace period	Per Formula
Overtime Parking	Per 30-minute period – if applicable	$100.00
Premium Charges	Percent added to existing charges – if applicable	50%
Major Maintenance (Plus Storage Parking Fees)	Per 24 hr. period	$300.00

Rate Description	Rate Application	FY 2022~~1~~-2023~~2~~
Formula for Daily Base Parking Rate = Aircraft Length x Wingspan x (Land Rate + Pavement Rate) divided by 365.		
MAINTENANCE, REPAIR, and OVERHAUL TENANTS (MRO's)	For the privilege of providing MRO services for aircraft at MIA, an MRO is responsible for payment to MDAD of all landing and aviation fees applicable to an aircraft undergoing the MRO's services from the time it arrives at MIA until the time it departs, except to the extent that the MRO user is a Signatory Airline to the 2018 Airline Use Agreement and will therefore pay such fees directly from its own account.	Landing fees, parking charges and other aviation fees vary by aircraft
CARGO AIRCRAFT PARKING POSITION FEES		
< 60,000 lbs. landed weight:		
First 4 hours		$60.00
Each additional hour		$15.00
24 hour maximum		$360.00
Between 60,001 and 270,000 lbs. landed weight		
First 4 hours		$120.00
Each additional hour		$30.00
24 hour maximum		$720.00
>270,000 lbs. in landed weight		
First 4 hours		$240.00
Each additional hour		$60.00
24 hour maximum		$1,440.00
DERELICT OR NON-OPERATING AIRCRAFT	Per day - additional daily parking charges after 60 days	$500.00
VIP RAMP BUS ESCORT FEE (CHARTER AIRLINES, MIA)		
Escort/attendant fee	Per hour with 2 hour minimum	$150.00
GROUND SUPPORT CHARGES		
VDGS (Visual Docking Guidance System) Loading Bridge Fee	Per Aircraft Arrival - In addition to standard Loading Bridge Fee	$12.00
Stair Truck	Per hour – waived for U.S. Military aircraft	$100.00
Escort Fee for Aircraft at MIA ~~all~~(including -GA Airports) ~~(including Vehicle)~~	Per Escort	$100.00
Escort Fee for Delivery Vehicles or Non-Passenger Vehicles at MIA (including GA Airports) ~~all GA Airports~~	Per Escort	$10.00

Rate Description	Rate Application	FY 2022~~1~~-2023~~2~~
Escort Fee for Vehicle Escort for VIP Pickup at General Aviation Aircraft	Per Escort	$20.00
FUEL STOP FEE		
At Terminal Gate	Equal to concourse fee plus one loading bridge fee	Varies by Aircraft
At General Aviation Center	Equal to one-day parking charge up to two hours	Varies by Aircraft
GENERAL AVIATION CENTER (GAC) FACILITY FEES		
Domestic Fee – GAC Concourse Use Fee	Per Seat	$~~4.91~~4.17
International Fee – GAC Concourse Use Fee	Per Seat	$0.00
International Facility Fee	Per Seat	$12.51~~77~~
PUBLIC PARKING		
Standard and Remote Vehicle Parking	For each 20 minutes or part thereof~~Variable based on demand (time of day, day of week, availability, etc.)~~	$2.00~~8.00-$38.00~~
Standard Vehicle Parking	Maximum per day	$25.00
Remote Vehicle Parking	Maximum per day	$12.00
Valet Parking	For first 1-3 hours or part thereof	$~~18.00~~22.00
Valet Parking - Maximum	Maximum per day	$~~30.00~~35.00
Parking Space Reservation Charge	In addition to vehicle parking rate	$10.00
EMPLOYEE PARKING		
Employee Parking Decals	Per decal, per month	$30.00
Motorcycle Parking Fee	Per decal, per year	$180.00
Long-term Parking Magnetic Cards	Per employee, per month	$100.00
Contractor Parking Cards	Per card, per year	$200.00
Towed Vehicles	Per occurrence	$50.00
GROUND TRANSPORTATION		
Security Deposit per company with less than 10 vehicles		$500.00
Security Deposit per company with 10 or more vehicles		$1,000.00
A1—Bus	Per Trip	$7.00
A2—Van	Per Trip	$3.00
A3—Limo	Per Trip	$2.00
B1—Hotel/Motel (Small)	Per Trip	$1.00
B2—Hotel/Motel (Large)	Per Trip	$2.00
B3—Commercial (Small)	Per Trip	$2.50
B4—Commercial (Large)	Per Trip	$3.00
C1—Crew Service (Small)	Per Trip	$1.00
C2—Crew Service (Large)	Per Trip	$2.00

Rate Description	Rate Application	FY 2022~~1~~-2023~~2~~
Class D—Delivery Service	Based on service performed and vehicle size	$1.00-$12.00
B5—Off-Airport Car Rental Companies with less than $500,000 gross revenues	Each MIA Contract	$3.00
B6—Off-Airport Car Rental Companies gross revenues between $500,000 and $4.9 million	Gross MIA Passenger Revenue	4.5%
B7—Off-Airport Car Rental Companies gross revenues in excess of $5 million but less than $20 million	Gross MIA Passenger Revenue	7.5%
B7—Off-Airport Car Rental Companies gross revenues in excess of $20 million	Gross MIA Passenger Revenue	9.0%
B8—Off Airport Parking Lot Operators Upper Level	Per Trip	$1.00
(Small vans) Lower Level	Per Trip	$2.50
B9—Off Airport Parking Lot Operators Upper Level	Per Trip	$2.00
(Large vans) Lower Level	Per Trip	$3.00
Class E Vehicles Annual Permit Fee	Per vehicle, per calendar year	$200.00
Mobile Food Truck Vendor Fee	Per vehicle, per calendar year	$360.00
Taxicab Operation Fee	Per Trip	$2.00
Ground Transportation Permit Renewal Fee	Per Permit, annually	$100.00
Ground Transportation Permit Late Renewal Fee	Per Permit	$100.00
FUEL FLOWAGE FEES - MIA FUEL FARM		
Truck Delivery (Opportunity Fee on service to commercial aircraft does not apply)	Per Gallon	$0.0144332~~2851~~
Hydrant Delivery (Opportunity Fee for into-wing service to commercial aircraft does not apply)	Per Gallon	$0.0223469~~170~~
GENERAL AVIATION AIRPORT FEES		
Operational Closure Fee per Airport (or part thereof)	Per Day (or portion thereof)	$4,800.00
Operational Closure Fee Government Entities	Per Hour (or portion thereof)	$200.00
Aerial Advertising Fee (3 charges max per aircraft per day)	Per Pick Up and Drop Off	$14.00
AIRCRAFT PARKING AT GENERAL AVIATION AIRPORTS		
M-1 type aircraft (15,000 lbs. or less)	1 – 5 day rate applies for duration	M-1 rate
All other aircraft	Rates increase on days 6, 16 and 31	Same as MIA
OTHER GENERAL AVIATION AIRPORT FEES		
Conference Room Rental Fee		
(Miami Executive and Miami-Opa Locka Executive Airports)		
Non-profit entities	Per Use (4 hour limit)	$10.00
Other than non-profit entities	Per Use (4 hour limit)	$50.00

Rate Description	Rate Application	FY 2022~~1~~-2023~~2~~
Off-Road Vehicle Parking Fee at Training and Transition Airport	Per Vehicle, Per Fiscal Year or fraction thereof	$50.00
Fuel flowage fee at the General Aviation Airports	Per Gallon	$0.10~~0.08~~
Usage of Training and Transition Airport	Per Approach	$28.00
AOA (Aircraft Operating Area) Decal for General Aviation Airport Commercial Vehicles and Equipment	Per Decal	$10.00
AOA Decal for General Aviation Airport Privately Owned Vehicles and Equipment	Per Decal	$5.00
AOA Decal Replacement Fee for General Aviation Airport Vehicles and Equipment	Per Decal	$10.00
AOA Decal Late Application Fee	Per Decal	$10.00
TELECOMMUNICATIONS		
WIRELESS SERVICE PROVIDERS		
Cellular Telephone Cell Site	Per Cell Site	$250,000.00
CABLE TELEVISION (CATV) RECOVERY FEE		
Private Offices and Break-Rooms	Per Month, Per Location	$60.00
Bars, Restaurants and Clubs	Per Month, Per Location	$215.00
COAXIAL CABLE RECOVERY FEE		
Recovery Fee	Per Month	$35.00
Installation	Per Location	$150.00
Additional work (plus material at cost)	Per Hour plus 25%	$75.00
Equipment rental	Per Month, Per Television	$20.00
Unauthorized Service	Per Location, Per Month + Monthly Fee	$1,000.00
Wireless Data Port with Internet Access Fee	Per Device, Per Month	$47.50
Wireless Network Access Fee for Multiple Users and Proprietary Tenants	Per Month	$600.00
OFFSITE FIDS RATE (Flight Information Display)		
Network Port Cost	Monthly, Per PC Connection	$60.00
EQUIPMENT RENTAL COSTS		
42” LCD Display	Monthly	$50.60
Monitor mounting and security locks	Monthly	$4.22
PC for Web FIDS	Monthly	$13.49
Video Extender to drive monitor from PC	Monthly	$3.37
Dual Video Output Card	Monthly	$7.00
TELECOMMUNICATIONS FEES (Voice and Data Network)		
Switch Access	Monthly Unit Rental / Installation	$15.00 / $66.65
Network Access - Public (Single Access)	Monthly Unit Rental / Installation	$22.50 / $66.65
Network Access - Public (Network Access)	Monthly Unit Rental / Installation	$61.25 / $66.65
M3902 Basic Rel. 3 Digital Phone- 1 Line	Monthly Unit Rental / Installation	$7.45 / $133.30
M3903 Enhanced Rel. 3 Digital Phone -3 Line	Monthly Unit Rental / Installation	$17.65 / 133.30
M3904 Enhanced Rel. 3 Digital Phone -5 Line	Monthly Unit Rental / Installation	$22.43 /$133.30

Rate Description	Rate Application	FY 2022~~1~~-2023~~2~~
M3904 Add-On Module	Monthly Unit Rental / Installation	$7.48 / $66.65
M39305 Call Center Telephone Rel 3	Monthly Unit Rental / Installation	$24.21 / 133.30
Analog Set	Monthly Unit Rental / Installation	$4.21 / $133.30
Companion Wireless Telephone	Monthly Unit Rental / Installation	$19.43 / 133.30
Conference Phone	Monthly Unit Rental / Installation	$34.66 / 133.30
Loud Bell	Monthly Unit Rental / Installation	$7.90 / Per Quote
Handsfree Headset	Monthly Unit Rental / Installation	$13.36 /$133.30
Voice Mail Box	Monthly Unit Rental / Installation	$6.25 / $33.33
Authorization Code	Monthly Unit Rental / Installation	$1.25 / $33.33
Voice Cable (Fax, Modem, or Clock Programming	Monthly Unit Rental / Installation	$3.28 / $66.65
Level 5 Date Cable	Monthly Unit Rental / Installation	$3.28 / Per Quote
Ethernet Port	Monthly Unit Rental / Installation	$75.00 / 133.30
Internet Access 6MB-1 Public Static IP Address	Monthly Unit Rental / Installation	$106.25 / $133.30
Internet Access -12MB -Public Static IP Address	Monthly Unit Rental / Installation	$212.50 / $266.60
Additional Static IP Address	Monthly Unit Rental / Installation	$12.50 / $66.65
Wireless Data Ports with Internet Access	Monthly Unit Rental / Installation	$47.50 / N/A
Engineering and Configuring of Wi-Fi Ports	Monthly Unit Rental / Installation	N/A / $533.20
Wireless Network Access for Multiple Users	Monthly Unit Rental / Installation	$600.00 / $1,066.40
One Strand foot of Fiber (MM or SM)	Monthly Unit Rental / Installation	$0.019 / Per Quote
SC Connector in Fiber Patch Panel	Monthly Unit Rental / Installation	$4.20 / $33.33
Fiber Termination	Monthly Unit Rental / Installation	N/A / $133.30
Copper Cable per pair foot	Monthly Unit Rental / Installation	$0.006 / Per Quote
Black filled Copper Cables per pair foot	Monthly Unit Rental / Installation	$0.006 / Per Quote
25 pair Copper Cable per pair foot	Monthly Unit Rental / Installation	$0.038 / Per Quote
OPPORTUNITY FEES Note: The opportunity fees listed in this section do not apply to third-party vendors providing goods and services at the County's General Aviation Airports. However, all other fees listed in the other sections of this Summary of Rates, Fees and Charges, including but not limited to fuel flowage fees, do apply at the County's General Aviation Airports. The opportunity fees listed in this section also do not apply to goods or services being provided to a local, state, or federal governmental agency conducting operations at any of the County's Airports.		
Third-Party Vendors providing services to tenants at Miami International Airport (subject to upward or downward adjustments to the extent authorized in Resolution No. R-442-02, and not applicable to vendors who provide goods to concessionaires for resale to the public)	Percentage of Gross Revenues	7%
Third-Party Vendors making sales to the public at Miami International Airport (subject to upward or downward adjustments to the extent authorized in Resolution No. R-442-02)	Percentage of Gross Revenues	16% - 25%
Aircraft Maintenance Repair Overhaul (MRO) at Miami International Airport	Percentage of Gross Revenues	3%
Vending machine operators for machines at Miami International Airport	Percentage of Gross Revenues	30%

Rate Description	Rate Application	FY 2022~~1~~-2023~~2~~
MISCELLANEOUS AIR CARRIER FEES		
Disruptive Passenger Fee		Actual costs incurred by the Department
GSE (Ground Service Equipment) Impoundment Fee first 15 days	Per Day	$10.00
GSE (Ground Service Equipment) Impoundment Fee 16-30 days	Per Day	$20.00
GSE (Ground Service Equipment) Impoundment Fee 31+ days	Per Day	$40.00
Aircraft Handling Chock Fee at the General Aviation Center or Remote Locations	Per Aircraft	$100.00
EMPLOYEE (MDAD TENANT) ID BADGE FEES		
Employee Identification Badge Fee	Issuance or Renewal	$30.00
Lost or Unaccounted Employee ID Badge Fee	1st Replacement	$75.00
Lost or Unaccounted Employee ID Badge Fee	2nd Replacement	$100.00
Failure to NOTIFY and RETURN Terminated Employee ID Badge Fee	Per Badge	$100.00
TSA 5% Rule Violation Fee	Per Badge	$125.00
Fingerprinting Fee	Per Person	$45.00
Airside Vehicle, Training and Decal/Permit Replacement		
Aircraft Operating Area (AOA) Decal	Per Vehicle	$20.00
AOA Decals (Late Renewal, Lost or Unaccounted) 1st replacement	Per Vehicle	$75.00
AOA Decals (Lost or Unaccounted) 2nd replacement	Per Vehicle	$100.00
AOA Driver Training	Per Person	$15.00
AOA Movement Area Training	Per Person	$15.00
Loading Bridge Training	Per Person	$15.00
AOA Permit Replacement Fee (Driver, Movement, Loading Bridge)	Per Permit	$15.00
AOA Decals Late Application Fee	Per Decal	$10.00
INTO-PLANE FUELING		
Non-commercial Aircraft Fueling	Per Gallon	$0.10~~0.08~~
Commercial Service Fueling into Commercial Aircraft	Opportunity Fee and Gallonage Fee Not Applicable to Service	N/A
AIRLINE VIP CLUBS		
Opportunity Fee	Percentage of VIP Club Fee Received Per Non-Member Visitor	35% (capped at $8.40 per visitor)
Concession Fee - Liquor	Gross Liquor Sales	18%

Rate Description	Rate Application	FY 2022~~1~~-2023~~2~~
Concession Fee - Other	Gross Amenities	10%
LETTER OF DETERMINATION (LOD), TECHNICAL REVIEWS AND WRITTEN COMMENTS		
~~Airspace Evaluations~~	~~Per Evaluation~~	~~$1,000.00~~
~~Preliminary LOD Fee (Airspace & Land Use (Height) Restrictions)~~Draft Maximum Elevation/Land Use Letter	Per Project	$1,700.00
Final LOD Fee (Airspace & Land Use (Height) Restrictions)	Per Project	$1,700.00
Variance Application Fee (Airport Zoning Regulations)	Per Application	$1,700.00
MDAD Technical Reviews and Written Comments		
Cell towers and other structures under 200 feet above mean sea level		$360.00
Request for written comments		$360.00
Request for written comments (revised plans)		$90.00
Development Impact Committee or Equivalent Large-Scale Zoning Hearing Application		$360.00
Permissible Crane (or Equipment) Height Determination		$360.00
Permissible Crane (or Equipment) Height Determination Extension Fee		$90.00
Permissible Crane (or Equipment) Height Determination Additional Coordinates (per set)		$45.00
Request for New Letter of Determination Due to Expiration		$360.00
PASSENGER FACILITY CHARGE (PFC)	Per Enplaned Passenger	$4.50
OTHER FEES		
Auditorium Use Fee (Miami International Airport)	Per Use, Per Day	$750.00
Room #1	Per Use, Per Day	$250.00
Room #2	Per Use, Per Day	$250.00
Room #3	Per Use, Per Day	$250.00
Conference Room Use Fee MIA – (Non Terminal) (4 hr. blocks)	Per Use	$150.00
Consular Lounge Annual Membership Fee	Per Use	$500.00
Consular Lounge Rental Fee for Non-Member Organizations (1 – 4 hours)	Per Use	$500.00
Consular Lounge Rental Fee for Non-Member Organizations (8 hours)	Per Use	$900.00
Interfaith Chapel Fee	Per Scheduled or Secular Service	$100.00
Digital Media Sales Fee – Fixed	Variable rate depending on unit and other factors	$50.00 to $30,000.00
Digital Media Sales Fee – Per 1,000 Impressions	Per 1,000 impressions	$5.00 to $50.00

Rate Description	Rate Application	FY 2022~~1~~-2023~~2~~
Electric Cart Registration Fee	Per Cart, Per Year	$25.00
Electric Cart Lost Registration Fee	Per Cart	$75.00
Electric Cart Late Registration Fee	Per Cart	$10.00
VENDOR PERMIT APPLICATION FEES		
Permit Application Fee for providers of goods and services to airlines and airport tenants at Miami International Airport	Per Application (Non-Refundable)	$1,000.00
Permit Application Fee for providers of goods and services to airlines and airport tenants at the County's General Aviation Airports	Per Application (Non-Refundable)	$500.00
PENALTY FEES FOR TENANTS AND USERS		
Penalty Fee for Tenants, Subtenants and Other Users Employing Unpermitted Service Vendors:		
First occurrence (if cured within 60 days of MDAD notice to the tenant or user)	Per Unpermitted Vendor	$500.00
Incremental assessments for failure to cure after the 60- day notice to tenant or user	Each 30-day period after cure date	$500.00
Fee for violating terms of Permit or for any other violations not specifically listed herein	Per Permit, First 30-day period	$50.00
Fee for continuously violating terms of Permit or for any other violations not specifically listed herein	Per Permit, Each subsequent 30-day period after first 30-day period	$100.00
Fee for Tenant's Failure to Disclose its Vendors, Sub-tenants, Assignees, Contractors or Sub-contractors (subject to a $500.00 annual cap at the County's General Aviation Airports and a $1,500.00 annual cap at Miami International Airport)	Per each day the failure occurs and continues	$100.00
Fee for Permittee's failure to Disclose its Customers	Per each day the failure occurs and continues	$50.00
Late Revenue Reporting Fee (Daily)	Per Day	$50.00
Late Revenue Reporting Fee (Monthly Maximum)	Maximum per day violation for each monthly period the late reporting occurs	$750.00
Interest Charged on any Under-reported or Non-reported Revenue	Per month for each month in which the under-reported or non-reported revenue occurs, regardless of the number of days in the month it occurs	1.5%
Wheelchair Lift Fee	Per Use	$15.00
Security Violation Fee - 1st Offense		$100.00
Security Violation Fee - 2nd Offense		$250.00
Security Violation Fee - 3rd Offense		$500.00
Aircraft Demolition Fee, per month for months 1 through 3	Per Aircraft, Per Month for Months 1 through 3	$2,000.00
Aircraft Demolition Fee, per month for month 4 and greater	Per Aircraft, Per Month for Month 4 and greater	$4,000.00
Baggage or Property Impound Fee		
For 1 through 15 days	Per Day, Per Piece	$5.00
For 16 through 30 days	Per Day, Per Piece	$10.00
For 31+ days	Per Day, Per Piece	$20.00

Rate Description	Rate Application	FY 2022~~1~~-2023~~2~~
Background Check Fee	Per Background Check	$168.00 + 15%
Average Electrical Consumption per kilowatt hour (kWh) Charge	Per Kilowatt Hour Consumed	$0.1065
Airside Enforcement Processing Fee	Per Civil Violation	$100.00
ANIMAL INSPECTION FACILITY USER FEES		
Small Ruminants (Sheep, goats, pigs, swine)	Flat Fee Per Air Waybill	$25.00
Small Animals (Dogs, cats, & other pet types)	Flat Fee Per Air Waybill	$15.00
Livestock (Equine, cattle, calves, ovine, caprine, porcine, Ostrich, etc.)	Per Head	$45.00
Alpaca	Per Head	$25.00
Poultry (Birds, baby chicks, turkey, etc.)	Flat Fee Per Air Waybill	$25.00
Other	Flat Fee Per Air Waybill	$25.00
Remittance Fee Retained by Freight Handler on behalf of MDAD	Percentage of Inspection Fee	5.0%
VIOLATION FEES FOR AIRPORT CONCESSIONAIRES AND TENANTS		
Violation of permitted use of a location	Per Day, Per Location	$100.00
Failure to maintain required hours of operation	Per Day, Per Location	$50.00
Failure to submit required documentation and reports	Per Day, Per Report	$50.00
Failure to submit required documentation and reports	Per Month Maximum	$750.00
Failure to comply with request for mandatory response	Per Day	$100.00
Unauthorized advertising	Per Day, Per Location	$50.00
Failure to maintain premises in a clean state	Per Day, Per Location	$50.00
Failure to maintain pricing at a level required by agreement, or to conduct surveys as required	Per Day, Per Location	$50.00
Installation of unapproved items in locations	Per Day, Per Location	$50.00
Violation of other terms and conditions under a lease, license, permit, or other document: at MDAD's option, (i) a $75.00 per day rate, (ii) the penalty, rate, or fee provided in the contractual document for the violation, (iii) recovery of the damages to MDAD resulting from the violation, or (iv) termination of the lease or document.	Per Day, Per Location	$75.00

Waronker & Rosen, Inc.
Real Estate Appraisers and Consultants
9655 S Dixie Highway, Suite 309
Miami, FL 33156
Telephone (305) 665-8890
Fax (305) 665-5188
www.waronkerandrosen.com

Lee H. Waronker, MAI, SRA
(1954 – 2022)

Josh L. Rosen, MAI
josh@waronkerandrosen.com

June 15, 2022

Mr. Ralph Cutié, Director
Miami-Dade Aviation Department
P.O. Box 025504
Miami, Florida 33102

Re: Miami-Dade Aviation Department
P.O. Box 025504
Miami, Florida 33102

Dear Mr. Cutié:

Pursuant to *Resolution No. R-34-03*, we are submitting a summary of our conclusions for:

1. Land Rental Rates
2. Paving Rates
3. Building Rental Rates
4. Parking Rates

Waronker & Rosen, Inc is the contracted appraisal firm for the Miami-Dade County Aviation Department (MDAD) responsible for providing annual rental rates at Miami International Airport, for non-terminal properties. In preparation of annual rental reports, the following steps are normally taken, however due to the Coronavirus some of these steps could not be completed in full.

- Inspect non-terminal buildings at Miami International Airport
- Gather and analyze land sales in areas surrounding Miami International Airport and derive appropriate rates of return (capitalization rates) on land from various sources
- Inspected non-terminal properties at major hub airports in the United States and interviewed property managers regarding land rental rates and non-terminal building rates
- Interviewed appraisers that estimate land and building rates for other international airports
- Meet with, or interview, MDAD property managers to understand the current supply and demand at MIA, as well as positive and negative factors in leasing land and buildings.

Mr. Ralph Cutié, Director
Miami-Dade Aviation Department
June 15, 2022

- Gather and analyze office building rental rates in the areas surrounding Miami International Airport. Findings indicate there is a relationship between office building rental rates at Miami International Airport and rental rates within nearby off-airport office buildings. There is no indication of a premium paid for office rents on airport property.
- Gather and analyze warehouse rental rates in the Airport West and East market areas, just east, west and northwest of Miami International Airport, as well as other surrounding industrial markets. Security, minimum truck transportation and/or the ability to bring an aircraft to a cargo building are benefits of being on-airport. Therefore, on-airport warehouse buildings command a rent premium as compared to those not on airport property.
- Gather and analyze rates for cargo and hangar buildings at international airports considered to be comparable to MIA.

Market rent is defined as the rental income that a property would most probably command in the open market indicated by the current rents paid for comparable space as of the date of the appraisal.

The rental rates are projected for the period of October 1, 2022 to September 30, 2023. Concern is for any change in values that might occur between the date of this report and October 1, 2022.

Land Rental Rates
Land rental rates have been estimated for ten (10) zones as detailed on Page 5 (Land Rental Rates). Land sales and land rents from properties surrounding Miami International Airport and land rental rates at comparable airports were researched. The following items were considered in arriving at the estimated market land rates:

- Subject land will be limited to airport, airport fringes, and aviation purposes
- No assignment of leasehold without approval of Miami-Dade County
- No subordination permitted on said leasehold
- The General Use Master Plan
- In 1994-1995 the MDAD Properties Department at MIA instructed the appraisers that land rental rates for those properties having airside frontage and those adjacent to airside properties should all be valued at the same land rental rate. Instructions were there would be no difference in the land rent for properties with airside access versus those not having airside access. Instructions also were there would be no difference in the land rent based on the size of the property. The estimated market land rent herein is based on these criteria. A change in these instructions would cause a change in the land rents estimated herein.

Mr. Ralph Cutié, Director
Miami-Dade Aviation Department
June 15, 2022

After investigation and analysis of the data and consideration of applicable limitations which apply to the area leased within the confines of Miami International Airport, it is our opinion that the market rent of the land, as of October 1, 2022, is as reported on the sheet captioned "*Land Rental Rates*" on Page 5 herein.

The real estate market, specifically the Airport East and West industrial markets, has continued to see rent and price levels for land increasing over the past years. Comparison of rates from competitive airports and consideration to the activity in the local real estate market were cause for increases in land rents for the October 1, 2022 to September 30, 2023 period.

Building Rental Rates
In estimating the building rates for warehouse and office space, rentals in the areas surrounding MIA were reviewed. In estimating cargo and hangar rates, rental rates at comparable airports were reviewed.

In addition to the comparable building rental information, also considered was the following:

- Use, occupancy, and utility of subject improvements
- Condition and building life expectancy of improvements
- Supply and demand for such facilities at the airport
- Replacement cost estimate less depreciation
- No assignment of leasehold without approval of the County
- No subordination permitted on said leasehold

Historically when tenants at MIA consider the building rental rates, they are paying as too high; they mostly attribute their position to deferred maintenance items that have been brought to the attention of MDAD. It is typical for a landlord to perform maintenance such as touch up painting, repair of stress cracks, removal of plant growth in stress cracks or expansion joints, replace/repair signage not specific to one tenant, repair leaks and various other items that are not the responsibility of the tenant.

Repairs which have not been done can affect the longevity of the improvements which ultimately affects the ability to collect rent and the rent level that can be charged. The rental rates estimated herein assume that the building spaces are in rentable condition and are compliant with life safety standards which are typical requirements of the landlord (MIA). Assumed is that the buildings have completed their 40-year recertification required and ten (10) year recertifications (if applicable) and meet the code requirements for Miami-Dade County.

Mr. Ralph Cutié, Director
Miami-Dade Aviation Department
June 15, 2022

If a building space at Miami International Airport is not in rentable condition, a tenant can be provided with an amortization period/schedule based on the redevelopment cost expenditures. This has the tenant paying for the renovations as opposed to MDAD.

Recently deferred maintenance items have been performed which includes roof repairs, painting, signage, replacement of lighting with energy efficient LED lighting systems, replacement of air conditioners and replacement of centralized HVAC chillers. One of the most important improvements is the aircraft parking areas of freighter buildings 716 A to J allowing accommodation of Boeing 747-200's or similar size aircraft without impact to other positions. Continuation of attention to deferred maintenance items has the potential of building rates being maintained or even increased. Other improvements completed are restroom renovations, and digital integration of signage.

Upon termination of a lease, while the tenant remains in possession of the space to bring the premises back to leasable condition, the tenant is held responsible for land rent and utilities until the space has been repaired and is returned to the possession of MDAD.

Parking is an item of concern for the tenants. Common area parking is not quantified as a separate component of rent unless within a garage.

Recommended is establishment of an account as a reserve for replacement allowance. Private property owners, mostly corporate and institutional owners, set aside funds annually for deferred maintenance and minor repair items. The amount set aside for replacements is often based on a percentage of the rent collected, or an amount per square foot of the building area. Recommended is MDAD collect at minimal $0.25 per square foot of the total building square footage into a reserve account for replacement. This account would be available to the Real Estate Management Division for minor repairs and deferred maintenance. The ability to cure deferred maintenance items and prepare vacant space quicker, enhance the remaining life of the improvements, helps to offset higher repair expenses in the future, and assists in leasing vacant space quicker.

This document consists of 22 pages. At the end of this document is the certification and the general assumptions and limiting conditions. The reader is advised to review these pages to understand the limitations applicable to this report. Thank you for the opportunity to provide our services.

Respectfully submitted,

Josh L. Rosen, MAI
State Certified General Real Estate Appraiser
Certificate No. RZ395

JLR/op

Land Rental Rates

The following rental rates are to be effective October 1, 2022 and applied to all present and future leaseholds, when applicable. Land Zone 7 was previously (two years ago) commercial sites on NW 12th Street and North of NW 36th Street. These two locations were separated last year into Zone 7 (NW 12th Street) and Zone 8 (North of NW 36th Street in Miami Springs). Land Zones 9 and 10 are new land added in 2021. Maps of the land zone areas are located at the end of this analysis.

Land Zone	2019-2020 Rates/Sq.Ft.	2020-2021 Rates/Sq.Ft.	2021-2022 Rates/Sq.Ft.	Proposed 2022-2023 Rates/Sq.Ft.
1. Airport	$2.05	$2.15	$2.25	$2.50
1a Vacant land with aircraft access	N/A	N/A	N/A	N/A
2. Commercial sites at SEC and NEC of NW 36th St & NW 72nd Ave	$2.72	$2.75	$3.00	$3.25
3. N.W. 21st St. and N.W. 39th Avenue	$3.15	$3.35	$3.60	$3.75
4. Fuel Farm; NW 72nd Avenue and eastern Perimeter Road	$2.35	$2.35	$2.50	$2.60
5. NW 16th Street (non-buildable sites)	$0.50	$0.50	$0.50	$0.50
6. Jai-Alai fronton land area and NW 36th Street Frontage	$2.35	$2.45	$2.70	$2.95
7. Commercial Sites on NW 12th St	$2.10	$2.20	$2.40	$2.65
8. North of NW 36th Street, west of Le Jeune Road, Miami Springs	$2.10	$2.20	$2.70	$2.75
9. 3795 NW South River Drive	N/A	N/A	$2.75	$3.50
10. Between NW 21st to NW 25th Street, west of NW 37th Avenue (east of MIC)	N/A	N/A	N/A	$4.00

NOTE: There is an additional charge of $.10 per square foot where special services are provided, such as high intensity lighting, power cost, etc. Tenants are responsible for keeping the site clean of debris

Paving Rates

Paving rates are charged in addition to land rental rates.

Type of Paving	2019-2020 Rates/Sq.Ft.	2020-2021 Rates/Sq.Ft.	2021-2022 Rates/Sq.Ft.	Proposed 2022-2023 Rates/Sq.Ft.
Standard (Vehicular) Landside	$0.45	$0.45	$0.50	$0.55
Standard (Vehicular) Airside	$0.70	$0.70	$0.75	$0.80
Heavy Duty (Aircraft) Existing	$0.90	$0.90	$0.95	$1.00

Building Rental Rates

Following are estimated annual building rates for the period of October 1, 2022 to September 30, 2023. Note: Unless otherwise waived by the Aviation Department, it is a requirement that every tenant leasing Airport warehouse space must also lease mezzanine office space equivalent to no less than 5% of the total square footage of the warehouse leased.

Building #	Building Description	2020-2021 Rates	2021-2022 Rates	2022-2023 Proposed Rates
49	Offices (A/C)	$6.00	$6.00	$6.00
	Shop (A/C)	$6.00	$6.00	$6.00
700	Cargo - Belly Building (Non-A/C)	$10.50 (1)	$10.50 (1)	$12.00 (1)
	Offices (A/C) 1st Floor	$15.00 (1)	$15.00 (1)	$15.00 (1)
	Mezzanine Office (A/C)	$12.50	$12.50	$12.50
	3rd Floor Storage (storage only)	$10.00	$10.00	$10.00
701	Cargo - Belly Building (Non-A/C)	$10.50 (1)	$10.50 (1)	$12.00 (1)
	Offices (A/C) 1st Floor	$15.00 (1)	$15.00 (1)	$15.00 (1)
	Mezzanine Office (A/C)	$12.50	$12.50	$12.50
	3rd Floor Storage (storage only)	$10.00	$10.00	$10.00
702	Cargo - Belly Building (Non-A/C)	$10.50 (1)	$10.50 (1)	$12.00 (1)
	Offices (A/C) 1st Floor	$15.00 (1)	$15.00 (1)	$15.00 (1)
	Mezzanine Office (A/C)	$12.50	$12.50	$12.50
	3rd Floor Storage (storage only)	$10.00	$10.00	$10.00
704	Warehouse (Non-A/C)	$5.75 (1)	$5.75 (1)	$6.00 (1)
	Offices (A/C)	$6.25	$6.25	$6.25
	Shop (A/C)	$6.25	$6.25	$6.50
	Storage (A/C)	$6.25	$6.25	$6.25
706	Cargo - Freighter Building (Non-A/C)	$17.00 (1)	$17.50 (1)	$18.75 (1)
	Offices (A/C) 1st Floor	$17.00 (1)	$17.50 (1)	$17.75 (1)
	Mezzanine Office (A/C)	$15.25	$15.25	$15.25
	3rd Floor Storage (storage only)	$10.00	$10.00	$10.00
	Airside Ramp	Included in cargo rent	Included in cargo rent	Included in cargo rent
	Landside Ramp	Included in cargo rent	Included in cargo rent	Included in cargo rent
707	Cargo - Freighter Building (Non-A/C)	$17.00 (1)	$17.50 (1)	$18.75 (1)
	Offices (A/C) 1st Floor	$17.00 (1)	$17.50 (1)	$17.75 (1)
	Mezzanine Office (A/C)	$15.25	$15.25	$15.25
	3rd Floor Storage (storage only)	$10.00	$10.00	$10.00
	Airside Ramp	Included in cargo rent	Included in cargo rent	Included in cargo rent
	Landside Ramp	Included in cargo rent	Included in cargo rent	Included in cargo rent
708	Cargo - Freighter Building (Non-A/C)	$17.00 (1)	$17.50 (1)	$18.75 (1)
	Offices (A/C) 1st Floor	$17.00 (1)	$17.50 (1)	$17.75 (1)
	Mezzanine Office (A/C)	$15.25	$15.25	$15.25
	3rd Floor Storage (storage only)	$10.00	$10.00	$10.00
	Airside Ramp	Included in cargo rent	Included in cargo rent	Included in cargo rent
	Landside Ramp	Included in cargo rent	Included in cargo rent	Included in cargo rent

Non-Terminal Rates, Miami International Airport, Effective as of October 1, 2022 to September 30, 2023

Building #	Building Description	2020-2021 Rates	2021-2022 Rates	2022-2023 Proposed Rates
709	LanChile (Airis)	Tenant Constructed Building		
710	LanChile (Airis)	Tenant Constructed Building		
711	Arrow Cargo (Aeroterm)	Tenant Constructed Building		
712	Arrow Cargo (AMB codina)	Tenant Constructed Building		
714	Cargo – Freighter Building (Non-A/C)	$13.00 (1)	$14.00 (1)	$14.75 (1)
	Offices – First Floor (A/C)	$13.50 (1)	$14.00 (1)	$14.00 (1)
	Mezzanine Office	$13.00	$13.00	$13.00
716A	Cargo – Freight Building (Non-A/C)	$13.50 (1)	$14.00 (1)	$16.00 (1)
	Offices (A/C) 2nd Floor	$12.60	$13.60	$14.25
	Offices (A/C) 1st Floor	$15.00	$15.50	$16.00
	Airside Ramp	Included in Cargo Rent	Included in Cargo Rent	Included in Cargo Rent
	Landside Ramp	Included in Cargo Rent	Included in Cargo Rent	Included in Cargo Rent
716 C & D	Cargo – Freight Building (Non-A/C)	$12.50 (1)	$13.25 (1)	$17.00 (1)
	Offices (A/C) 2nd Floor	$13.60	$13.60	$15.00
	Offices (A/C) 1st Floor	$15.00	$15.50	$16.50
	Airside Ramp	Included in Cargo Rent	Included in Cargo Rent	Included in Cargo Rent
	Landside Ramp	Included in Cargo Rent	Included in Cargo Rent	Included in Cargo Rent
716 B, E - J	Cargo – Freight Building (Non-A/C)	$12.50 (1)	$13.25 (1)	$16.00 (1)
	Offices (A/C) 2nd Floor	$12.60	$12.60	$14.25
	Offices (A/C) 1st Floor	$15.00	$15.50	$16.00
	Airside Ramp	Included in Cargo Rent	Included in Cargo Rent	Included in Cargo Rent
	Landside Ramp	Included in Cargo Rent	Included in Cargo Rent	Included in Cargo Rent
719	Governmental Service Bldg. - CCC	$19.75	$19.75	$19.75
741	Decompression chamber	$52,000 per year	$52,000 per year	$52,000 per year
805	Cargo – Freight Building (Non-A/C)	$12.25(1)	$13.00(1)	$14.00(1)
	Offices (A/C)	$12.25	$13.00	$13.00
807	UPS (Cargo)	Tenant Constructed Building		
812	PPQ Building	MDAD/ Tenant Constructed Building		
815	USDA Veterinary Services	MDAD/ Tenant Constructed Building		
820	Warehouse (Non-A/C)	$9.50 (1)	$9.50 (1)	$10.25 (1)
	Offices (A/C)	$11.00	$11.00	$11.00
831	Office/Warehouse (FedEx)	Tenant Constructed Building		
836	FBO Sports Terminal	Tenant Constructed Building		$21.00
837	GSE Facility	Tenant Constructed Building		$14.00
837A	GSE Facility	Tenant Constructed Building		$14.00
839	Hangar (Signature Flight Center)	$12.00	$12.50	$13.00
	Offices (A/C)	$16.00	$16.00	$16.00
840	Signature Flight Support (Terminal)	$20.00	$20.50	$21.00
844 *	Shop - Storage (Non-A/C)	$9.25 (1)	$9.25 (1)	$9.50 (1)
	Offices (A/C)	$11.75	$11.75	$11.75
	Storage (A/C)	$6.75	$6.75	$6.75

*Change classification from Hangar to Shop per MDAD

Non-Terminal Rates, Miami International Airport, Effective as of October 1, 2022 to September 30, 2023

Building #	Building Description	2020-2021 Rates	2021-2022 Rates	2022-2023 Proposed Rates
845	Atrium Space—1st Floor (A/C)	$19.00 (2)	$19.50 (2)	$20.00 (2)
	Atrium Space—Above 1st Floor (A/C)	$19.00 (2)	$19.50 (2)	$20.00 (2)
	Offices (A/C)	$16.50 (2)	$17.00 (2)	$17.50 (2)
	Warehouse (Non-A/C)	$10.75	$11.00	$12.00
	Warehouse (A/C)	$12.00	$12.00	$12.50
	Warehouse Office (A/C)	$12.15	$12.25	$12.25
	Simulator (A/C)	$13.00	$13.00	$13.50
850	AAR ACS (Maintenance Hangar)	Tenant constructed building		
855	Storage (A/C)	$6.00	$6.50	$6.75
856	Storage (A/C)	$6.00	$6.50	$6.50
857	Wash Rack & Drum Storage	$6.00	$6.50	$6.75
861-862[4]	Aircraft—Hangars (#6 and #7)	$10.10	$10.50	$11.00
	Shops (A/C)	$6.00	$6.25	$6.35
	Storage (A/C)	$6.00	$6.25	$6.35
	Offices (A/C)	$6.50	$6.50	$6.50
863	Engine Overhaul and Service	$5.50	$6.00	$6.50
	Storage 2nd Floor	$4.00 (3)	$4.50 (3)	$4.50
	Offices (A/C) 1st Floor	$10.00	$10.00	$10.00
	Offices (A/C)	$8.00	$8.00	$8.00
871	Hangar (Non-A/C)	$9.00 (1)	$9.00 (1)	$9.00 (1)
	Office (A/C)	$5.50	$6.00	$6.25
	Shop and storage	$4.25 (3)	$4.25 (3)	$4.50 (3)
875	Flight Academy			
	Office (A/C) Pan Am	$10.50	$12.00	$12.50
	Office (A/C) Individual tenants	$15.00	$16.00	$16.50
	Simulator Bays (A/C)	$9.00	$9.00	$9.50
888	Maintenance and Training (A/C)	Demolished		
890	Hangar (Non-A/C) Office Space (A/C) Storage (A/C) Shops (A/C)	Building Sold to Developer		
891	First Floor: Maintenance-Shops (A/C) Second Floor: Shops (A/C) Third Floor: Shops (A/C) Fourth Floor: Storage (Non-A/C)	Building Sold to Developer		

Non-Terminal Rates, Miami International Airport, Effective as of October 1, 2022 to September 30, 2023

Building #	Building Description	2020-2021 Rates	2021-2022 Rates	2022-2023 Proposed Rates
896	Hangar—Maintenance (Non-A/C)	$10.10 (1)	$10.50 (1)	$11.00 (1)
	Office Space (A/C) 1st Floor	$10.00	$10.50	$10.50
	Office Space (A/C)	$7.75	$8.00	$8.00
	Shops—Maintenance (A/C)	$5.75	$6.00	$6.25
	Third Floor: Storage	$3.00	$3.00	$3.00
	Composite Shop	$10.00	$10.00	$10.00
	Paint Booth	$10.00	$10.00	$10.00
909	Flight Training Facility (Airbus)	Tenant Constructed Building		
916	Cargo Warehouse (Development)	Tenant Constructed Building		
918 & 919	Office-Entire Building (A/C)	$10.50	$11.00	$11.50
	Office - Per Floor or less (A/C)	$13.00	$13.50	$14.50
	Storage	$6.00 (3)	$6.00 (3)	$6.00 (3)
	Loading Dock	$1.75	$1.75	$1.75
2082	Warehouse (El Dorado)	$2.50	$2.50	$3.00
	Paving (El Dorado)			$0.55
	Land (El Dorado)			$2.65
	Offices (A/C)	$2.50	$2.50	$2.50
3010	Cabstand Cafe (A/C)	$30.00 (5)	$30.00 (5)	$30.00 (5)
3030	Offices (Baker Audio Visual / N&K Enterprises)	$10.00	$11.00	$11.50
3030A	Offices (A/C)—Wing of 3030	$9.00	$10.00	$10.50
3032 (Condemed Building)	Cafeteria (Non-A/C)	$4.75	$5.00	N/A
	Cafeteria (A/C)	$6.50	$7.00	N/A
3033	Police Station (A/C)	$10.00	$10.00	$10.00
3037	Maintenance-Garage (Non-A/C)	$7.00	$7.00	$7.50
	Offices (A/C)	$6.50	$7.00	$7.00
3038	Building Services - Maintenance/Office (A/C)	$6.50	$7.00	$7.50
3040	Maintenance Shops (Non-A/C) and Offices (A/C)	$6.60	$7.00	$7.00
3034	Triturator	Decommissioned		
3046	Offices (A/C)	$10.00	$10.50	$10.50
	Shop	$6.25 (3)	$6.50 (3)	$6.75 (3)
3047	Offices (A/C)	$10.00	$10.50	$10.50
3048	Offices (A/C)	$10.00	$10.50	$10.50
3049	Maintenance Garage (Non-A/C)	$7.00	$7.00	$7.00
3050	Administration Building (Multiple Tenancy)	$14.25	$15.00	$15.00
3074	In-flight Caterers: Kitchen Kitchen (A/C)	$8.50 (3)	$8.50 (3)	$8.50 (3)
3077	Triturator	$22,000 yr. (6)	$22,000 yr. (6)	$22,000 yr. (6)

Non-Terminal Rates, Miami International Airport, Effective as of October 1, 2022 to September 30, 2023

Building #	Building Description	2020-2021 Rates	2021-2022 Rates	2022-2023 Proposed Rates
3078	Fuel Building (A/C)	$10.00	$10.50	$10.50
	Offices (A/C)	$10.25	$11.00	$11.00
3089	Parking Garage	$60.00/month/space	$60.00/month/space	$65.00/month/space
3091	Maintenance/Offices (A/C)	$8.00	$9.00	$9.00
3094	Parking Garage	$60.00/month/space (4)	$60.00/month/space	$65.00/month/space
3095-A	Hangar Building			
	Hangar Area (Non-A/C) – 1st Floor	$12.00	$12.50	$13.00
	Office – 1st and 2nd Floors	$9.00	$10.00	$10.00
	Shops & Storage 1st and 2nd Floors	$8.00	$8.00	$8.00
3095-B	Offices (as renovated):			
	Offices—Entire Building (A/C)	$11.00	$11.50	$11.50
	Offices—Per Floor (A/C)	$17.00	$17.50	$17.50
	Offices—Penthouse (A/C)	$20.00	$21.00	$21.00
3101	Maintenance Garage—Storage (Non-A/C)	$6.00	$6.50	$6.75
3110	Offices—Security	$21.00	$22.00	$22.00
3150	Offices (A/C)	$11.50	$12.00	$12.00
3151	Maintenance—Shop (Non-A/C)	$6.00	$6.50	$6.75
	Offices (A/C)	$11.00	$11.50	$11.50
3152	Service Station (Non-A/C)	$5.75	$6.00	$6.25
3153	Car Wash Building	$5.75	$6.00	$6.25
3241	RCC Office (A/C)	$26.00 (7)	$26.00 (7)	$26.50 (7)
	RCC Storage (A/C)	$15.00 (7)	$15.00 (7)	$15.50 (7)
4001	Traffic Control Center	$13.00	$13.50	$14.00
4002	Public Works Office	$12.00	$13.00	$13.00
4003	Corrections Office (A/C)		To Be Demolished	
4003A	Offices (A/C)	$7.00	$8.00	$8.00
	Storage (Non-A/C)	$6.00	$6.00	$6.00
4004	Sign Shop (Non-A/C)	$6.00	$6.50	$6.75
Bldg 770 / Former 2205 NW 70th Ave	Industrial Building outside of MIA	N/A	$10.25 (NNN)	$11.25

NNN = Triple Net lease with tenant paying prorata share of all expenses

New Properties

788	Showroom (A/C)	N/A	N/A	$9.50
	Office (A/C)	N/A	N/A	$9.00
	Warehouse	N/A	N/A	$8.75
Miami Intermodal Center	Bus Parking Space	N/A	N/A	$2,500 per month
MIC	Greyhound (Bldg plus 3 bus lanes)	N/A	N/A	$11,500 per month
	Small office space (police)	N/A	N/A	$15.00

Additional Rental Rate Estimates

Loading Dock
Loading dock area has an additional rate of $1.75 per square foot.

Utility Rates
The rental rates herein exclude utilities (water, sewer and electric), except as foot noted. Utilities shall be applied as a separate charge. These rates are not estimated by the appraiser and are supplied by MDAD.

Trailer Parking & Modular Units
Trailer parking has a rate of $250.00 per space per month for single wide trailers, $500 per space per month for double wide trailers and $600 per space per month for a triple wide. Modular units are authorized for temporary use by tenants for office or storage purposes, preceding and/or during construction, and have the rates of $250.00 per space per month for single wide trailers, $500 per space per month for double wide trailers and $650 per space per month for a triple wide.

Automobile Parking
Automobile parking (grade level & non-garage space) has a charge of $65.00 per space per month. Limousines that occupy no more than a standard parking space/area will be charged $65 per month. Larger limousines have a rate of $110 per month. Tour buses and buses more than eight (8) feet wide and 18 feet long have a rate of $220 per month.

Antenna Installations
Any antenna and its associated equipment for data collection, reception, or transmission related to (i) the monitoring of aircraft movements in the air or on the ground or (ii) any other aviation activity as determined by MDAD, shall pay a fee of $2,500 annually per antenna, plus rental charges for the land or any facility on which or in which any antenna or associated equipment is installed, based on MDAD's sole determination of the dimensions of the land or facility allocable to such antenna or equipment. For all other antenna and associated equipment for non-aviation or specialty use, fees and rental charges in an amount not to exceed $250,000.00 annually shall be separately imposed by MDAD as a condition of a lease, license, or permit applicable to the installation of the antenna or equipment.

Footnotes

Note: **Footnotes from previous years have been modified to simplify the rental rates. There are additional considerations that may affect some tenants which no longer have an assigned footnote. The new footnotes now apply solely for identifying the estimated market rents. Additional items in the previous footnotes, and no longer included in the new footnotes, include the following:**

- Non-airline tenants shall pay the said per square foot rate or 3% of all gross revenues produced from providing aircraft maintenance services to others, whichever is greater.
- Airline tenants shall pay 3% of all gross revenues produced from providing aircraft maintenance services to others in addition to the said per square foot rental rates.
- Additional rent may be applicable to recover costs of 40-year recertification and costs of repairs to comply with life safety codes.
- In addition to the rent, some tenants may pay an opportunity fee of 7.5% of the revenues collected. In this situation the tenant is responsible for all maintenance and repairs.
- Rate includes amortization of 40-year recertification and costs of repairs to comply with life safety codes.
- Common area maintenance is not charged by MDAD

Most of the multi-tenant office rentals have an estimated rent and there is no additional charge for the underlying land rent.

Most of the cargo and hangar buildings have an estimated market rent and in addition the tenant pays for the underling land rent.

Most of the buildings and the spaces are not separately metered. Miami-Dade County Aviation Department has applicable rate charges to the tenant for electric, air conditioning, et al. These rates are not part of the estimated market rents and are separate from this document. The footnotes currently used in the analysis are as follows:

1. In addition to the building rate charge, there is a land rate charge for “Land Under Building” which is added to the building rate.
2. Rent includes electricity, water, and sewer. There is no land charge for office space, above the first floor.
3. If space is converted to A/C space, tenant pays applicable electric and is responsible for A/C repair and replacement
4. Appraised rate includes a charge of $.10 per square foot as a trash removal fee.
5. Tenant pays minimum guarantee
6. In addition to rent, tenant pays an opportunity fee of 7.5% of the revenues collected. Tenant is responsible for all maintenance and repairs.
7. Includes land rent and janitorial. Utilities are paid by rental car agencies in MIC.

Land Zones 1, 2, 3, 4, 5 & 7

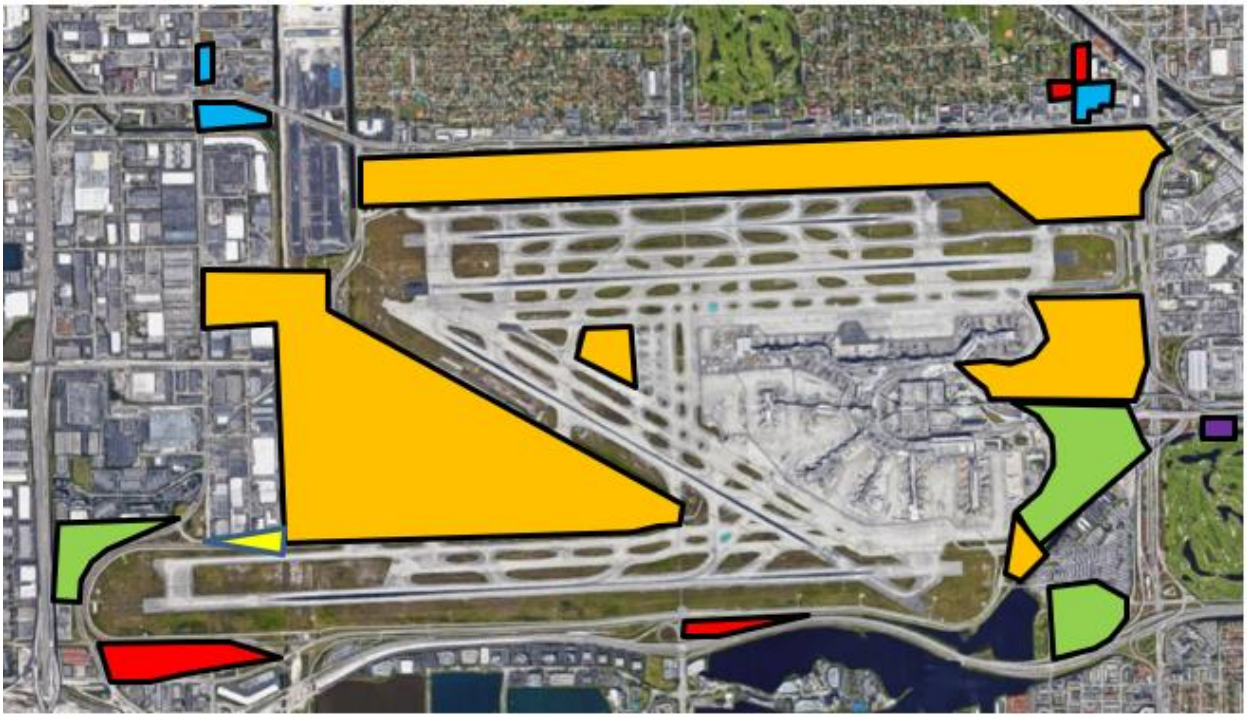

Legend

Land Zone 1

Land Zone 2

Land Zone 3

Land Zone 4

Land Zone 5

Land Zone 7

Land Zone 6

NW 36th St
27
Manolos Trucks
Med Worldwide
6
NW 35th St
Miami Jai-Alai
3400
NW 34th St
Consolidated Electrical Distribution
Sherwin
NW 37th Ave
Ferrous Processing & Trading
600
NW 37th Ave
NW 33rd St
American Veterinary Supply
NW 33rd St
NW North River Dr
3645
NW 36th Ave
NW 32nd St

Land Zone 8

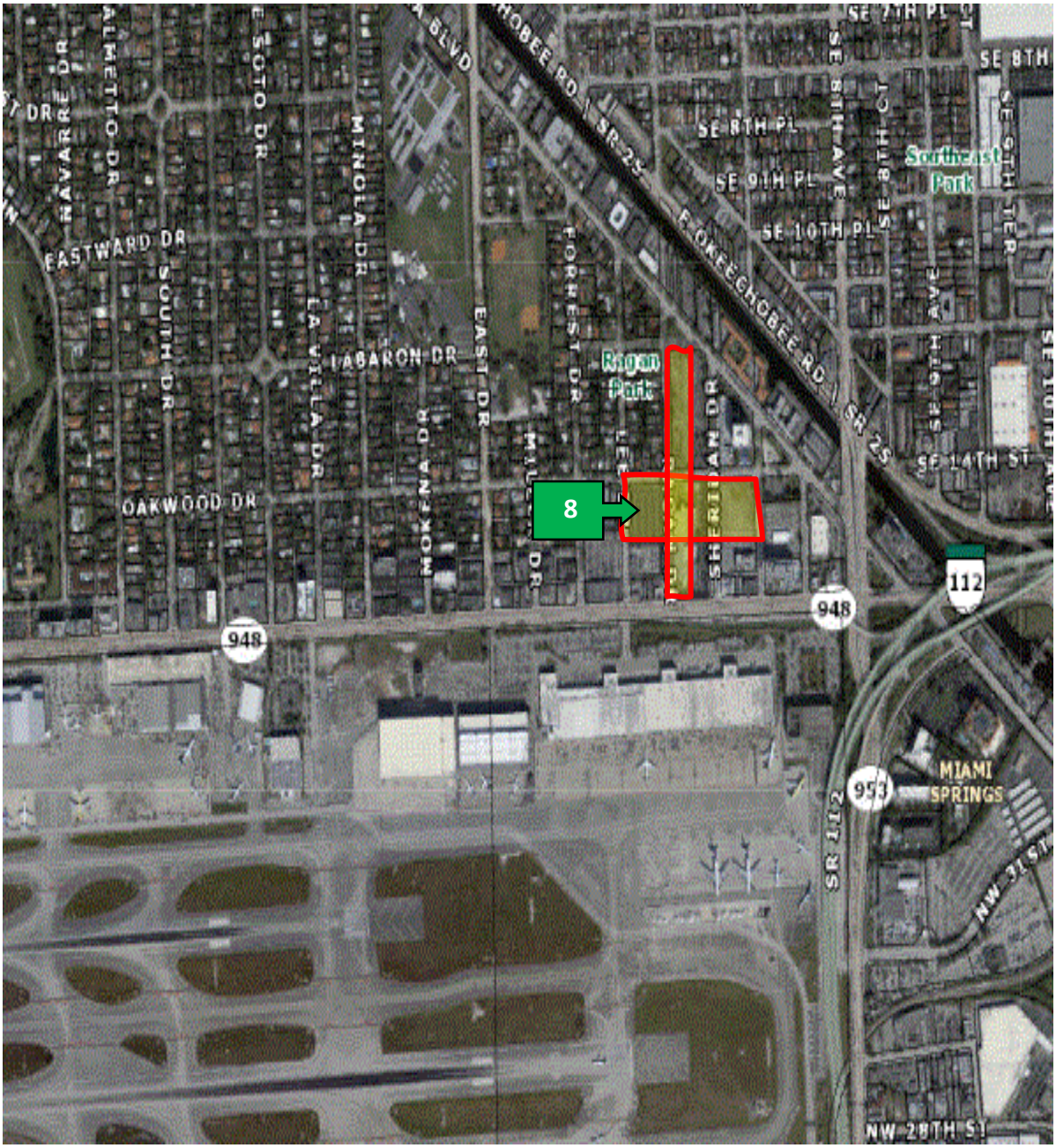
8
EASTWARD DR
OAKWOOD DR
LABARON DR
EAST DR
FORREST DR
Regan Park
Southeast Park
SE 8TH PL
SE 9TH PL
SE 10TH PL
SE 14TH ST
948
112
953
MIAMI SPRINGS
NW 28TH ST

Land Zones 9 & 10

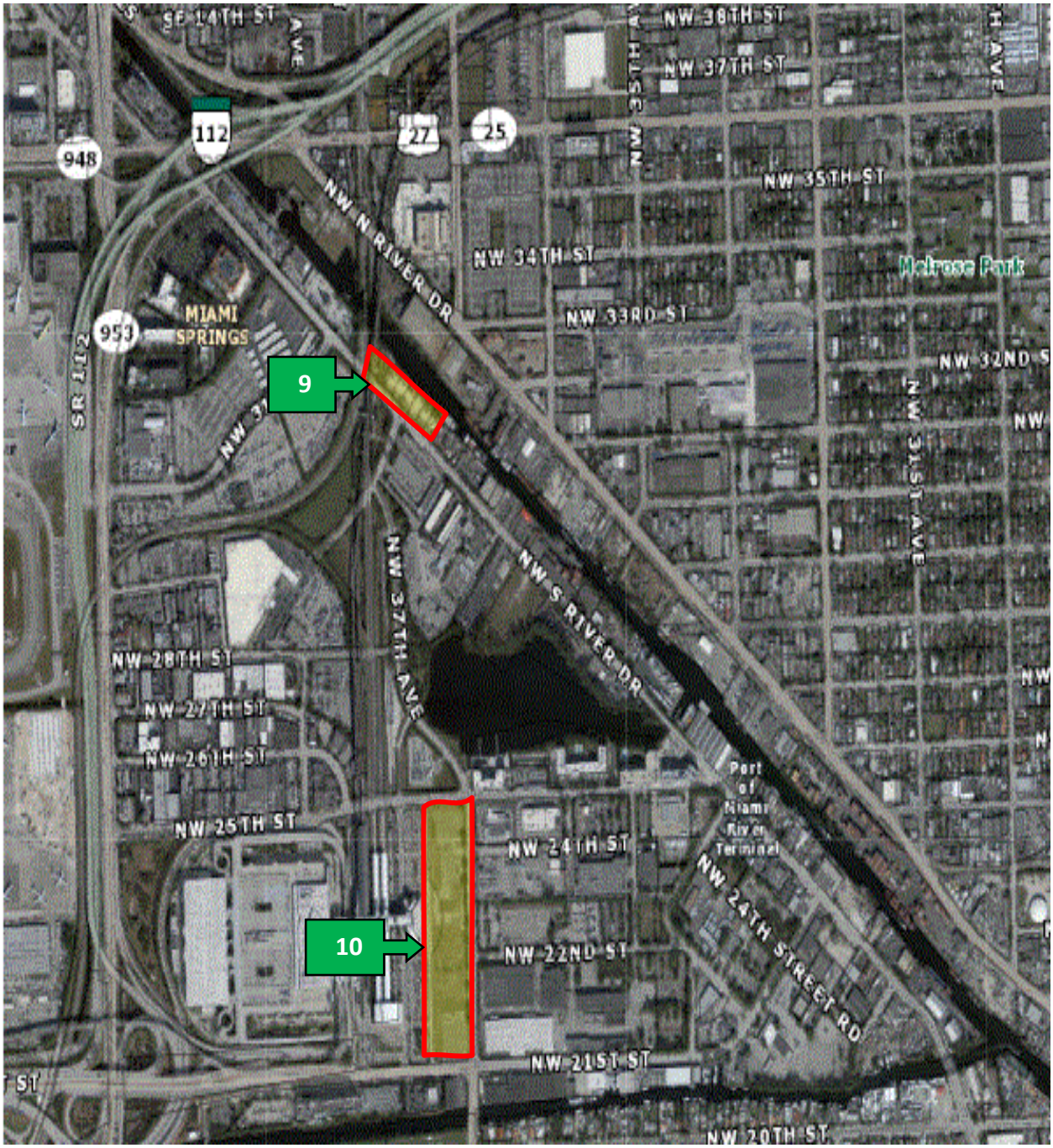

Certification

The undersigned does hereby certify that, to the best of my knowledge and belief:

1. The statements of fact contained in this report are true and correct.
2. The reported analyses, opinions, and conclusions are limited only by the reported assumptions and limiting conditions and are my personal, impartial, and unbiased professional analyses, opinions, and conclusions.
3. I have no present or prospective interest in the property that is the subject of this report and no personal interest with respect to the parties involved.
4. I have no bias with respect to the property that is the subject of this report or to the parties involved with this assignment.
5. My engagement in this assignment was not contingent upon developing or reporting predetermined results.
6. My compensation for completing this assignment is not contingent upon the development or reporting of a predetermined value or direction in value that favors the cause of the client, the amount of the value opinion, the attainment of a stipulated result, or the occurrence of a subsequent event directly related to the intended use of this appraisal.
7. My analyses, opinions and conclusions were developed, and this report has been prepared, in conformity with the following requirements.
    - Uniform Standards of Professional Appraisal Practice (USPAP)
    - The Code of Professional Ethics and Standards of Professional Practice of the Appraisal Institute
    - The State of Florida requirements for state-certified appraisers
8. I have complied with the USPAP Competency Rule.
9. This appraisal report sets forth all the limiting conditions imposed by the terms of this assignment or by the undersigned affecting the analyses, opinions and conclusions contained in this report.
10. The use of this report is subject to the requirements of the Appraisal Institute relating to review by its duly authorized representatives. Additionally, it is subject to review by the state of Florida relating to review by the real estate appraisal subcommittee of the Florida Real Estate Commission.
11. It should be noted that the valuation herein does not include any furniture, fixtures, or equipment necessary to operate any business, or businesses occupying the subject property. The valuation herein does not include a value for any business entity, or entities occupying the subject property.

12. I, Josh L. Rosen, MAI, a State-Certified General Real Estate Appraiser, have not made a personal inspection of the property that is the subject of this report.
13. As of the date of this report Josh L. Rosen, MAI has completed the continuing education program of the Appraisal Institute.
14. I, Josh L. Rosen, MAI, acknowledge the significant assistance of Lee H. Waronker for the prior inspections, research and preparation of this report.
15. I, Josh L. Rosen, MAI, acknowledge the significant assistance of Bruno Picasso for the inspection, research and preparation of this report.
16. On the subject of this report, I have performed services, as an appraiser within the three-year period immediately preceding acceptance of this assignment.

Josh L. Rosen, MAI
State-Certified General Real Estate Appraiser
License No. RZ395

Date of Report June 15, 2022

General Assumptions and Limiting Conditions

This appraisal report has been made with the following general assumptions:

1. No responsibility is assumed for the legal description nor is responsibility assumed for matters legal in character or nature. No opinion is rendered as to title, which is assumed to be good and marketable.
2. All existing liens, encumbrances, and assessments have been disregarded, unless otherwise noted, and the property is appraised as though free and clear.
3. Responsible ownership and competent property management are assumed.
4. The information furnished by others is believed to be reliable, but no warranty is given for its accuracy.
5. All engineering studies are assumed to be correct. Any plot plans or illustrative material in this report are included only to help the reader visualize the property.
6. Noted in this appraisal report are any adverse conditions (such as needed repairs, depreciation, the presence of hazardous wastes, toxic substances, etc.) discovered during the data collection process in performing the appraisal. Unless otherwise stated in the appraisal report, the appraisers have no knowledge of any hidden or unapparent physical deficiencies or adverse conditions of the property that would make the property less valuable and have assumed that there are no such conditions and make no guarantees or warranties, express or implied. The appraisers have no responsibility for any such conditions that do exist, or for any engineering or testing, that might be required to discover whether such conditions exist.
7. It is assumed that the property is in full compliance with all applicable federal, state, and local environmental regulations and laws unless the lack of compliance is stated, described, and considered in the appraisal.
8. It is assumed that the property conforms to all applicable zoning and use regulations and restrictions, unless a non-conformity has been identified, described, and considered in the appraisal.
9. It is assumed that all required licenses, certificates of occupancy, consents, and other legislative or administrative authority from any local, state, or national government or private entity or organization have been, or can be obtained, or renewed for any use on which the opinion of value contained in this report is based.
10. It is assumed that the use of the land and improvements is confined within the boundaries or property lines of the property described and considered in the appraisal.
11. Appraisers are not experts in the field of environmental hazards and this report should not be considered an environmental assessment of the property. The client and any intended user are urged to retain an expert in this field. The existence of hazardous materials was present in various areas of the property. The appraiser has no knowledge of the existence of such materials contaminating the property and is not qualified to detect contamination of such substances. The presences of substances such as asbestos, urea formaldehyde foam insulation or other potentially hazardous materials may affect the value of the property. The value estimated is predicated on the assumption that there is no such material

contaminating the property that would cause a loss in value. No responsibility is assumed for any such conditions, or for any expertise or engineering knowledge required to discover them.

12. The physical condition of the improvements, if any, described herein was based on visual inspection. No liability is assumed for the soundness of structural members since no engineering tests were made of same.
13. Neither all nor any part of this appraisal report shall be disseminated to the public using the appraiser's name or appraisal designation, without prior written consent of the appraisers signing this appraisal report.
14. Neither all nor any part of this appraisal report shall be disseminated without the appraiser's written consent and approval must be obtained before this appraisal report can be conveyed by anyone to the public through advertising, public relations, news, sales, or other media.
15. Authorization is not allowed for the out-of-context quoting from, or partial reprinting of, this appraisal report.
16. There is no requirement to give testimony or appear in court because of having made an appraisal of the appraised property, unless specific arrangements to do so have been made in advance, or as otherwise required by law.
17. The reader should be advised that our employment was not contingent on the appraisal providing a minimum valuation, a specific calculation, or the approval of a loan.
18. Additionally, we have complied with the USPAP Competency Rule.
19. The Client, as identified within the appraisal, is the party or parties who engaged the appraiser for a specific assignment. By receiving a copy of this report from the client, that person or persons do not become a party to the appraiser-client relationship, nor an intended user. Any person who receives a copy of this appraisal report, due to disclosure requirements that apply to an appraiser's client, does not become an intended user of this report unless the client specifically identified them at the time of the assignment, and they are identified in the report.
20. If the valuation in the report is subject to satisfactory completion, repairs, or alterations, it is assumed that the improvements will be completed competently and without significant deviation. If a cost to complete these improvements was provided by the client, it is assumed that the estimate is accurate, unless otherwise noted.
21. The contents of the appraisal report, except as required by the Uniform Standards of Professional Appraisal Practice, and/or applicable federal, state, or local laws, will not be disclosed.

Limiting Conditions:

1. The allocation of total value between land and improvements applies only under the described utilization. The separate valuations for land and improvements must not be used in conjunction with any other appraisal and are invalid if so used.
2. The Americans with Disability Act (ADA) became effective January 26, 1992. The appraiser has not made a specific compliance survey and analysis of this property to determine whether it is in conformity with the various detailed requirements of the requirements of the ADA. It is possible that a compliance survey of the property and a detailed analysis of the requirements of the ADA, could reveal that the property is not in compliance with one or more of the requirements of the Act. If so, this fact could have a negative impact upon the value of the property. Since the appraiser has no direct evidence relating to this issue, possible noncompliance with the requirements of ADA was not considered in estimating the value of the property.

Exhibit B

ATTACHMENT F

SLACK
JOHNSTON
MAGENHEIMER
REAL ESTATE APPRAISERS & CONSULTANTS

ANDREW H. MAGENHEIMER, MAI
CERT. GEN. RZ1073

THEODORE W. SLACK, MAI
(1902 - 1992)
THEODORE C. SLACK, MAI
(1931 - 2015)
SUE BARRETT SLACK, MAI
(RETIRED)

June 22, 2022

Mr. Robert Warren
Miami-Dade Aviation Department
P.O. Box 025504
Miami, Florida 33102

RE: Miami-Dade Aviation Department
Fiscal Year 2023 General Aviation Rental Rates and Charges Review

Dear Mr. Warren:

Slack, Johnston & Magenheimer, Inc. has been retained to provide appraisal services as part of our professional service agreement approved by EPPRFP-01396. The scope of this analysis is limited to estimates of annual market rent for various properties located at Miami-Dade County's general aviation airports. This letter provides summary information in a restricted report format. Additional information concerning the analysis is retained in our files. This analysis was prepared in compliance with the Uniform Standards of Professional Appraisal Practice (USPAP). The intended use of this report is to make recommendations to Miami-Dade County concerning the rental rates at their general aviation airports and the intended user is the Miami-Dade Aviation Department. Market rent is defined in the Dictionary of Real Estate Appraisal.

The scope of appraisal services includes estimates of the annual market rental rates for various properties at Miami-Dade County's general aviation airports, including Miami-Opa Locka Executive Airport (OPF), Miami Executive Airport (TMB) and Miami Homestead General Aviation Airport (X51). Our analysis has included visits to the airports and the improvements, as well as market research of similar aeronautical and non-aviation properties.

Our general aviation rental rate analysis included a review of the method of establishing rental rates and charges. Generally, airports within Florida do not sell; therefore, determining rental rates and charges based on capitalization of sales prices is not possible. There are two generally acceptable methods of estimating rental rates: 1) a market comparative analysis based on market research and 2) a comparison of non-airport (off-port) land and improvement values to airport (on-port) properties.

It is our opinion that market research produces the best method of estimating rental rates between similar property types. This method serves as the basis for our estimation of fair market annual rental rates for the Miami-Dade County's general aviation airports.

SLACK, JOHNSTON & MAGENHEIMER, INC.
7245 SW AVENUE, SUITE 300, MIAMI, FLORIDA 33173
TELEPHONE (305) 670-2111 • EMAIL: SJMIAMI@AOL.COM

Mr. Robert Warren
June 22, 2022

We have reviewed local and national surveys of airport rates and charges. Our research revealed there is limited, reliable survey information available for annual rental rates at airports in Florida. Our research included a direct survey of over 50 public general aviation, as well as non-hub and small-hub commercial airports within Florida. Our market research focused on general aviation rental rates and charges within Florida based on a direct questionnaire, as well as telephone interviews with several airport managers and fixed base operators. This was a direct survey and the reliability of the information collected is considered good.

The primary focus of our survey was rental rates and charges for airport properties, including both aeronautical and non-aviation uses. The airports have been compared based on location, physical size, annual operations, based aircraft and fuel flowage. The data collected includes statistical information described above, as well as rates and charges for various types of airport properties.

Our survey indicates that, although there is a wide variation in geographic locations and non-aviation property values throughout Florida, there are several similarities in rental rates and charges for various components at general aviation airports. Airports were compared based on activity levels relating to geographic locations, physical size, number and length of runways, based aircraft, annual operations and fuel flowage.

In our research, the primary focus of airport comparisons was based on geographic location and relationships between based aircraft, operations and fuel flowage. The survey information was collected and analyzed for the purpose of comparison to Miami-Dade County's general aviation airports. The airports were compared based on their activity levels, as previously discussed.

Based on our market analysis, we have recommended revising the current rental rates slightly for most of the properties at the County's general aviation airports. It was noted, the market conditions for the non-aviation properties at the general aviation airports continue to change based on market sales analysis. It is recommended the County continue to undertake individual appraisals of the non-aviation properties to establish rental rates on a case-by-case basis to best reflect market conditions at the time.

Based on our research and analysis, we recommend revising many of the rental rates for Fiscal Year 2023. Refer to the attached FY2023 Rental Rate Summary for each airport. The following changes to general aviation rental rates for FY2023 are recommended.

Miami Homestead General Aviation –
Aeronautical Land - Increase the annual aeronautical land rental rate $0.01 per square foot to $0.10 per square foot.
Pavement – Increase the annual pavement rental rate $0.01 per square foot to $0.07 per square foot.

Mr. Robert Warren
June 22, 2022

Aeronautical Buildings: Revise the annual building rental rates as follows:

X51 Building	FY2022 $/SF/Yr.	Increase $/SF/Yr.	FY2023 $/SF/Yr.
2	$4.00	$0.25	$4.25
3	$2.80	$0.10	$2.90
5	$3.85	$0.05	$3.90
10	$4.00	$0.25	$4.25
14	$2.80	$0.10	$2.90

Miami Executive –

Aeronautical Land - Increase the annual aeronautical land rental rate $0.02 per square foot to $0.27 per square foot.

Pavement – Increase the annual pavement rental rate $0.01 per square foot to $0.07 per square foot.

Non-Aeronautical Land - We recommend independent review and site appraisals of proposals to rent non-aviation land concerning terms and location on a case-by-case basis to best reflect market conditions at the time.

Aeronautical Buildings: Revise the annual building rental rates as follows:

TMB Building	FY2022 $/SF/Yr.	Increase $/SF/Yr.	FY2023 $/SF/Yr.
109A	$3.70	$0.25	$3.95
109B	$3.70	$0.25	$3.95
114	$3.90	$0.35	$4.25
121	$6.35	$0.65	$7.00
123	$6.30	$0.65	$6.95
221	$4.05	$0.25	$4.30
222	$2.60	$0.15	$2.75
225	$3.45	$0.20	$3.65
226	$1.30	$0.10	$1.40
227	$4.10	$0.20	$4.30
228	$7.25	$0.50	$7.75
229	$6.85	$0.50	$7.35
232	$5.95	$0.80	$6.75
233	$3.25	$0.25	$3.50
234	$3.25	$0.25	$3.50
235	$3.25	$0.25	$3.50
247	$6.75	$0.60	$7.35
501	$9.20	$0.80	$10.00
505 (1)	$6.05	$0.60	$6.65
507	$18.50	$1.50	$20.00

Note 1: Rent for Building 505 if rented at market rent levels

Mr. Robert Warren
June 22, 2022

Miami - Opa Locka Executive Airport -

Aeronautical Land - Increase the annual aeronautical land rental rate $0.04 per square foot to $0.35 per square foot.

Pavement – Increase the annual pavement rental rate $0.01 per square foot to $0.07 per square foot.

Non-Aeronautical Land - We recommend independent review and site appraisals of proposals to rent non-aviation land concerning terms and location on a case-by-case basis to best reflect market conditions at the time.

Non-Aeronautical Land: Revise the annual non-aviation land rent per square foot as follows:

OPF Land Non-Aeronautical	FY 2022 $/SF/Yr.	Increase $/SF/Yr.	FY2023 $/SF/Yr.
Clear Zone O-7889 (MLOC)	$0.75	$0.15	$0.90
Parcel O-1519 (MDWASD)	$1.10	$0.20	$1.30
Parcel O-216 (MDDC)	$1.40	$0.20	$1.60

OPF Clearzone Parcel O-8088 - Continue 3% annual increase per agreement.

Aeronautical Buildings: Revise the annual building rental rates as follows:

OPF Building	FY2022 $/SF/Yr.	Increase $/SF/Yr.	FY2023 $/SF/Yr.
40.3e	$8.80	$0.20	$9.00
40.2c	$8.35	$0.15	$8.50
40.1w	$8.55	$0.15	$8.70
41.3e	$8.35	$0.15	$8.50
41.2c	$8.35	$0.15	$8.50
41.1w	$8.35	$0.15	$8.50
45	$7.65	$0.15	$7.80
46	$14.50	$0.50	$15.00
47	$7.80	$0.15	$7.95
107Office	$19.00	$1.00	$20.00
107Dorm	$20.00	$1.00	$21.00

The attached airport rental summaries for Miami-Opa Locka Executive, Miami Executive and Miami Homestead General Aviation Airports reflect our recommendations.

Sincerely,

SLACK, JOHNSTON & MAGENHEIMER, INC.

Andrew H. Magenheimer, MAI
CERT. GEN. RZ1073

Enclosures
\MDAD\GA.FY23.RATES

CERTIFICATION

We certify that, to the best of our knowledge and belief, ...

- the statements of fact contained in this report are true and correct.

- the reported analyzes, opinions, and conclusions are limited only by the reported assumptions and limiting conditions and are our personal, impartial and unbiased professional analyzes, opinions, and conclusions.

- we have no present or prospective interest in the property that is the subject of this report and we have no personal interest or bias with respect to the parties involved.

- our compensation is not contingent upon the reporting of a predetermined value or direction in value that favors the cause of the client, the amount of the value estimate, the attainment of a stipulated result, or the occurrence of a subsequent event.

- our analysis, opinions, and conclusions were developed, and this report has been prepared, in conformity with the following: 1) the Uniform Standards of Professional Appraisal Practice (USPAP); 2) the Code of Professional Ethics and the Standards of Professional Appraisal Practice of the Appraisal Institute; and 3) the requirements of the State of Florida for state-certified appraisers.

- we have made a personal visit to the property that is the subject of this report.

- Zach Olen, MAI, Cert. Gen. RZ3124, provided significant professional assistance to the person signing this certification.

- the use of this report is subject to the requirements of the State of Florida relating to review by the Real Estate Appraisal Subcommittee of the Florida Real Estate Commission and to the requirements of the Appraisal Institute relating to review by its duly authorized representatives.

- the appraisal assignment was not based on a requested minimum valuation, a specific valuation, or the approval of a loan.

- Slack, Johnston & Magenheimer has performed services regarding the subject property in the past three years.

- as of the date of this report, Andrew H. Magenheimer, has completed the requirements of the continuing education program for Designated Members of the Appraisal Institute.

SLACK, JOHNSTON & MAGENHEIMER, INC.

Andrew H. Magenheimer, MAI
CERT. GEN. RZ1073

Miami - Opa Locka Executive Airport (OPF)
FY 2023 Property Rental Summary

LAND RENTAL	Rent/Sq.Ft./Year		
	Actual FY2021	Actual FY2022	Proposed FY2023
Aeronautical Land	$0.29	$0.31	$0.35
Nonaeronautical Land - appraise individually case-by-case as necessary			

PAVEMENT RENTAL	Rent/Sq.Ft./Year		
	Actual FY2021	Actual FY2022	Proposed FY2023
Pavement	$0.05	$0.06	$0.07

Non-Aviation Land Lease Number/Tenant	Rent/Sq.Ft./Year		
	Actual FY2021	Actual FY2022	Proposed FY2023
Lease No. O-216 Dept. of Corrections	$1.20	$1.40	$1.60
Lease No. O-1519 WASD	$0.95	$1.10	$1.30
Lease No. O-8088 Schaecter - clearzone (2)	$0.567	$0.584	$0.602
Lease No. O-7889 Mia Lks Office Condo - clearzone	$0.65	$0.75	$0.90

BUILDING RENTAL (1) Aviation Tenants		Rent/Sq.Ft./Year		
		Actual FY2021	Actual FY2022	Proposed FY2023
Building	40.3e	$8.55	$8.80	$9.00
Building	40.2c	$8.15	$8.35	$8.50
Building	40.1w	$8.30	$8.55	$8.70
Building	41.3e	$8.15	$8.35	$8.50
Building	41.2c	$8.15	$8.35	$8.50
Building	41.1w	$8.15	$8.35	$8.50
Building	45	$7.20	$7.65	$7.80
Building	46	$13.50	$14.50	$15.00
Building	47	$7.30	$7.80	$7.95
Building	107Office	$19.00	$19.00	$20.00
Building	107Dorm	$20.00	$20.00	$21.00

Note 1: Annual rent/SF excluding land or pavement
Note 2: Rent subject to annual 3% increase
Last Revised 6/22/2022
OPF.FY23

SLACK JOHNSTON MAGENHEIMER

Miami Executive Airport (TMB)
FY 2023 Property Rental Summary

LAND RENTAL		Rent/Sq.Ft./Year		
		Actual FY2021	Actual FY2022	Proposed FY2023
Aeronautical Land		$0.24	$0.25	$0.27
Nonaeronautical Land - appraise individually case-by-case as necessary				
PAVEMENT RENTAL		**Rent/Sq.Ft./Year**		
		Actual FY2021	Actual FY2022	Proposed FY2023
Pavement		$0.05	$0.06	$0.07
FARM LAND		**Rent/Acre/Year**		
		Actual FY2021	Actual FY2022	Proposed FY2023
Farm Land - minimum bid		$500	$500	$500
BUILDING RENTAL (1)		**Rent/Sq.Ft./Year**		
Aviation Tenants		Actual FY2021	Actual FY2022	Proposed FY2023
Building	102	$3.35	$3.35	$3.35
Building	109	$3.60	$3.60	$3.60
	109A	$3.35	$3.70	$3.95
	109B	$3.35	$3.70	$3.95
Building	114	$3.30	$3.90	$4.25
Building	121	$5.80	$6.35	$7.00
Building	123	$5.75	$6.30	$6.95
Building	221	$3.65	$4.05	$4.30
Building	222	$2.55	$2.60	$2.75
Building	247	$6.30	$6.75	$7.35
Building	504	$4.95	$4.95	$4.95
Building	225	$3.40	$3.45	$3.65
Building	226	$1.30	$1.30	$1.40
Building	227	$3.75	$4.10	$4.30
Building	228	$6.70	$7.25	$7.75
Building	229	$6.40	$6.85	$7.35
Building	232	n/a	$5.95	$6.75
Building	233	n/a	$3.25	$3.50
Building	234	n/a	$3.25	$3.50
Building	235	n/a	$3.25	$3.50
Building	501	$8.30	$9.20	$10.00
Building (2)	505	n/a	$6.05	$6.65
Building	507	$16.50	$18.50	$20.00

Note 1: Annual rent/SF excluding land and pavement
Note 2: Building rent if rented at market rent levels
Last Revised 6/22/2022
TMB.FY23

SLACK JOHNSTON MAGENHEIMER

Miami Homestead General Aviation Airport
FY 2023 Property Rental Summary

LAND RENTAL	Rent/Sq.Ft./Year		
	Actual FY 2021	Actual FY2022	Proposed FY2023
Aeronautical Land	$0.08	$0.09	$0.10

PAVEMENT RENTAL	Rent/Sq.Ft./Year		
	Actual FY 2021	Actual FY2022	Proposed FY2023
Pavement	$0.05	$0.06	$0.07

FARM LAND	Rent/Acre/Year		
	Actual FY 2021	Actual FY2022	Proposed FY2023
Farm Land - minimum bid	$450	$450	$450

BUILDING RENTAL (1)		Rent/Sq.Ft./Year		
Aviation Tenants		Actual FY 2021	Actual FY2022	Proposed FY2023
Building	2	$3.85	$4.00	$4.25
Building	3	$2.80	$2.80	$2.90
Building	5	$3.65	$3.85	$3.90
Building	10	$3.85	$4.00	$4.25
Building	14	$2.80	$2.80	$2.90

Note 1: Annual rent/SF excluding land or pavement
Last Revised 6/22/2022
X51.FY23

SLACK
JOHNSTON
MAGENHEIMER

Implementing Order

Implementing Order No.: 4-133

Title: SCHEDULE OF TRANSIT FARES RATES AND CHARGES

Ordered: ~~9/17/2020~~ 6/15/2021 **Effective:** ~~10/01/2020~~ 6/25/2021

AUTHORITY: Section 1.01, 2.02, and 5.02 of the Miami-Dade County Home Rule Charter and Amendment.

SUPERSEDES:
This Implementing Order 4-133 supersedes ~~Resolution R-294-16 adopted April 05, 2016 as it relates to those items specified in the attached fee schedule. Any items not expressly superseded herein remain in effect.~~ Resolution No. R-593-21, adopted on June 15, 2021 and effective on June 25, 2021.

POLICY:
This Implementing Order establishes a schedule of fees for transit fares, rates and charges.

FEE SCHEDULE:
The fee schedule adopted by this Implementing Order is attached hereto and made a part hereof. The official fee schedule is also filed with and subject to the approval of the Board of County Commissioners and on file with the Clerk thereof. Fees that are charged by the Department of Transportation and Public Works shall be the same as those listed in the official fee schedule on file with the Clerk of the County Commission.

This Implementing Order is hereby submitted to the Board of County Commissioners of Miami-Dade County, Florida.

DEPARTMENT OF TRANSPORTATION AND PUBLIC WORKS (DTPW)
SCHEDULE OF TRANSIT FARES, RATES AND CHARGES

I. Cash Fares	Base Fare	Discount Fare[1]	Miami-Dade County Golden/Patriot Pass[2, 11]
A. Metrobus or Metrorail	$2.25	$1.10	Free
B. Metromover	Free	Free	Free
C. Transfer from bus to rail, or rail to bus **	Free	Free	Free
D. Transfer from bus to Metromover	Free	Free	Free
E. Transfer from Metromover to bus	$2.25	$1.10	Free
F. Transfer from Metrorail to Metromover	Free	Free	Free
G. Transfer from Metromover to Metrorail	$2.25	$1.10	Free
H. Metrobus Inter-County Services	$2.65	$1.30	Free
I. Metrobus Shuttle	Free	Free	Free
J. Metrobus Circulator	Free	Free	Free
K. Parking fee-daily maximum*	$4.50	$4.50	$4.50
L. Parking fee-special events and Non-transit patron daily maximum	$10.00	N/A	Free
M. Juror Parking[3]	Free	Free	Free
N. Full Fare Transfer Bus/Rail to Inter-County Services Transfer **	$0.95	$0.45	Free

* The Golden Passport and Patriot Passport holders are entitled to purchase a monthly parking permit. The discounted fare patrons must purchase a discount monthly pass in order for them to buy a monthly parking permit.
** Transfers are only available with the EASY Card /EASY Ticket.

II. Special Transportation Service Fares Rate Equal to $3.50	
A. Minimum Per Trip	$3.50
~~B. Temporary Special Transportation Services Fare Rate Equal to $2.00 for the remainder of Fiscal Year 2020-2021~~	~~$2.00~~

III. Prepaid Passes [4, 12]	
A. Monthly Transit Pass[5]	$112.50
B. Discount Transit Passes[6]	$56.25
C. Regional Monthly Pass[5]	$~~145~~155.00
D. Discount Regional Monthly Pass[6]	$72.50
E. Monthly Group Discount - 10% Corporate Discount[7]	$101.25
F. Monthly Group Discount - 15% Corporate Discount[7]	$95.65
G. Monthly College/Adult Education Pass[8]	$56.25

H. Monthly Parking Permit (add on to transit pass)[9]	$11.25
I. Regional Monthly Parking Fee (for non DTPW customers)[9]	$20.00
J. Monthly Transit Parking without Monthly Transit Pass[10]	$45.00
K. Weekly Transit Pass	$29.25
L. Discount Weekly Transit Pass[6]	$14.60
M. Daily Transit Pass	$5.65
N. Daily Discount[11]	$2.80

IV. EASY Card/EASY Ticket	
A. EASY Card B. EASY Ticket	$2.00 Free

V. Spotter Program[13]	
A. DTPW Construction and Facility Monitors	~~$26.07~~ $28.13
B. DTPW Escort	~~$73.45~~ $79.78

VI. Incidental Use Fees[14]	
A. Filming (per Day)	$300.00
B. Still Photoshoots (per Day)	$140.00
C. Student Filming / Photoshoot (per Day)	$100.00
D. Other Uses of Space at Transit Facilities (per Day) [15]	$100.00 to $300.00

VII. Utility and Adjacent Construction Permit Fee[16]	
A. Non-Refundable Upfront Fee for Permit	$80.00

VII~~I~~. DTPW may establish other rates based on costs; promotional discounts may be authorized by the DTPW Director as limited by section~~Section~~ 2-150 (c) of the Miami-Dade County Code; the DTPW Director may authorize use of free transit passes in exchange for community service hours for those non-profit entities and up to the amounts set forth in the annual adopted budget.

~~VIII~~ X. All of the above rates, fares, and charges shall automatically be adjusted every three years, without the need for any further action by the Board of County Commissioners, in accordance with the average rate of the Consumer Price Index (CPI) for the preceding three years. Any adjustments in rates, fares, or charges made pursuant to this provision shall be rounded to the nearest five cent increment.

[1] Applicable at all times on Metrobus and on Metrorail when using the Monthly Discount Fare Permit. Those patrons entitled to reduced fares are: a) youths through grade 12 with proper student identification, b) persons with disabilities as defined by DTPW rules and have a DTPW Reduced Fare Permit, c) seniors 65 and above who do not have a Golden Passport, but have a Medicare card (not Medicaid) or DTPW Reduced Fare Permit or government-issued photo identification and d) employed individuals earning between 150% and 200% of the federal poverty level as defined by the United States Department of Health and Human Services for a period of 2 years from the date of issuance.

[2] Applicable at all times to permanent Miami-Dade County citizens who qualify for a Golden Passport or Patriot Passport who display a valid Pass. Replacement of a Golden Passport Pass or a Patriot Passport Pass is free for the first replacement, $10 for the second replacement and $25 for the third or more replacement. Fees are waived when a police report listing the Pass as stolen is submitted. Misuse of a Golden Passport or Patriot Pass will result in forfeiture of its use for one year.

[3] As per Resolution No. R-365-13

[4] DTPW may issue other prepaid media with price and rules determined from other portions of this rate schedule.

[5] Promotional discounts may be authorized by the DTPW Director as limited by ~~Section~~ section 2-150(c) of the Miami-Dade County Code.
[6] Available to any Medicare recipient (must show Medicare card at time of purchase), qualified people with disabilities and Miami-Dade youth in grades 1-12 (with a valid permit/ID) and employed individuals earning between 150% and 200% of the federal poverty level as defined by the United States Department of Health and Human Services for a period of 2 years from the date of issuance.
[7] As restricted by Ordinance 86-45.
[8] May be sold only in bulk quantities to participating colleges, universities, or vocational/technical education centers within for individual sale to full-time students only, as restricted by Ordinance 88-83.
[9] Available only when purchased in combination with a monthly pass except for a Patriot Pass, Golden Passport and DTPW employees who may purchase monthly parking permits without purchase of monthly pass.
[10] Available only when using Transit.
[11] As per Resolution No. R-294-16, employed individuals who make between 150 percent and 200 percent of the federal poverty level as defined by the United States Department of Health and Human Services will be eligible for a reduced fare.
[12] Replacement of all Passes will cost $5 for the first replacement, $20 for the second replacement and $50 for the third or more replacement. Fees are waived when a police report listing the Pass as stolen is submitted.
[13] Spotter Program rates will be adjusted on a yearly basis.
[14] Incidental Use Fees for Transit Facilities -- include Incidental Fees for Film and Photoshoots of Metrorail/Metromover Stations, Transit facilities, Buses and Trains in service; Additional fees for filming and photoshoots to include Personnel (actual overtime rates); Train/Bus rental (when the client wants to rent a Bus or Train to park at a station) (per hour rate will apply with a four hour minimum and travel time.); Other transit property filming and photoshoot fee schedule: All filming on all transit property requires a minimum of one transit security guard at productions expense (actual rates apply).
[15] The amount will be determined by the DTPW Director depending on the use of the space and the location.
[16] Utility and Adjacent Construction Permit Fee is a non-refundable fee paid upfront for each Plans Review permit application through the DTPW Permit Application process; the fee is charged to anyone seeking a permit adjacent to or within a transit corridor – including contractors, developers, utility companies, individuals, and other government entities including County Departments; this permit fee is based on the established fee schedule used by the Department's Public Works divisions.

IO No.: IO 4-63

Ordered: 9/20~~28~~/21~~1~~
Effective: 10/1/21~~1~~2

FEE SCHEDULE FOR REGULATORY AND ECONOMIC RESOURCES DEPARTMENT (Building and Neighborhood Compliance)

AUTHORITY:
Ordinance No. 76-70, Section 4.02 of the Miami-Dade County Home Rule Amendment and Charter; Sections 1.01, 2.02A, 2-1324, 8-2, 8-5, 8-6.1, and 10-15, 8CC-6 and 8CC-7 of the Code of Miami-Dade County; and Article LXXI of Chapter 2 of the Code of Miami-Dade County; and Chapters 8, 10, 17, 17A, 17B, 19, 21, 30, and 33 of the Code of Miami-Dade County; Administrative Order Nos. 2-5, 4-115 and 4-120; Section 108 of the Florida Building Code; Section of the Florida Statutes.

SUPERSEDES:
This Implementing Order supersedes Implementing Order 4-63 ordered September 20~~28~~, 2021~~18~~, and effective October 1, 20~~18~~21.

POLICY:
A policy of fees covering the cost of providing Building and Neighborhood Compliance services shall be established and no application, permit, certificate, or receipt shall be issued until the appropriate fee is paid.

PROCEDURE:
The responsibility for this Implementing Order is assigned to the Director, Miami-Dade County Regulatory and Economic Resources Department, who shall be responsible for the collection of fees and the delivery of required services pursuant to all the code chapters listed above under section "Authority." Each two years or earlier, if need be, the Director shall review all fees in terms of their cost and recommend necessary changes to the County Mayor.

FEE SCHEDULE:
The fee schedule adopted by this Implementing Order has been presented and is considered a part hereof. In accordance with Section 2-3 of the Code of Miami-Dade County, this official Fee Schedule is also filed with the Clerk of the Board of County Commissioners. Fees which are charged by Building and Neighborhood Compliance shall be the same as those listed in the official Fee Schedule on file with the Clerk of the County Commission.

This Implementing Order is hereby submitted to the Board of County Commissioners of Miami-Dade County, Florida.

Approved by the County Attorney as
to form and legal sufficiency.

MIAMI-DADE COUNTY

REGULATORY AND ECONOMIC RESOURCES DEPARTMENT

Building and Neighborhood Compliance

FEE SCHEDULE

Effective: October 1, 202~~1~~2

MIAMI-DADE COUNTY REGULATORY AND ECONOMIC RESOURCES
INDEX

		Page
I.	**Building Permitting Fees**	
A.	General Information on Special Fees	4-9
B.	Building Permit Fees	9-13
C.	Plumbing Permit Fees	13-16
D.	Electrical Permit Fees	16-19
E.	Mechanical Permit Fees	20
F.	Boilers and Pressure Vessels	21
G.	Cost of Publications and Records	22
H.	Annual Facility Permit Fees	22-23
I.	~~40 Year~~ Building Recertification Fees	23
J.	Structural Glazing Systems Recertification Fees	23
K.	Enforcement Fees	23
L.	Certificate of Occupancy and Certificate of Completion	24
II.	**Neighborhood Compliance Fees**	
A.	Case Processing Recovery Fees	24
B.	Code of Miami-Dade County-Chapters 17, 17A, and 17B	24
C.	Surveys by County Department	24
D.	Returned check Charges	24
E.	Interest	25
F.	Special Projects	25
G.	Foreclosure Registry Fee	25
III.	**Lien Fees**	
A.	Lien Settlement/Collection Processing Fees	25
IV.	**Boards and Building Code Administration Fees**	
A.	General Fees	25
B.	Product Control Fees	26
C.	Contractor, Qualifying Agent, Master, Journeyman, Installer, Maintenance Personnel Application Fees and Board Fees	26-28
D.	Copies of Records	29
E.	Assessment of Code Administration Fee	29

I. BUILDING PERMITTING FEES:

A. GENERAL INFORMATION ON SPECIAL FEES

1. DOUBLE FEES

When work for which a permit is required is commenced prior to obtaining a permit, the permit applicant will be required to pay an additional fee of one hundred percent 100% of the usual permit fee in addition to the required permit fee established herein. The payment of the required fee shall not relieve the applicant of other penalties established by law. The double fee requirements shall be applicable to all divisions of the Construction, Permitting, and Building Code Service Area of the Miami-Dade County Regulatory and Economic Resources Department or Building and Neighborhood Compliance.

2. ADDITIONAL INSPECTION FEES

The building permit fee entitles the permit holder to an initial and follow-up inspection for each type of mandatory inspection. All work shall be inspected, and deficiencies shall be noted by the building inspector. When the work to be inspected is only partially complete, the inspection shall be performed on those portions of the work completed, provided that compliance with the applicable Building Code(s) may be determined with respect to those portions. A permit holder shall pay a fee of $71.55 for each additional inspection required to assure compliance with the applicable Building Code(s) beyond the initial and one follow-up inspection. All additional inspection fees shall be paid by any method acceptable to the Miami-Dade County Regulatory and Economic Resources Department (RER or Department). 71.55

3. LOST, REVISED, AND REWORKED PLANS FEE

a) LOST PLANS: When plans are lost by the owner or contractor, a fee will be assessed in the amount of thirty percent (30%) of original Building Permit fee, but not less than:

Single Family Residence or Duplex	71.55
All others	128.80

b) REVISED PLANS PROCESSING FEE

1) Plan revisions shall be subject to a fee at the rate of $1.25 per minute of time for each review that takes longer than 5 minutes.

REWORKS: The building permit fee entitles the applicant to an initial plan review and one follow-up review per discipline. A re-work fee shall be charged for each additional follow-up plan review. 106.59

c) LOST PERMIT CARD FEE: A replacement fee shall be charged for the loss of a Permit Inspection Record Card after a permit has been issued. 31.25

d) Records of inspection results in excess of five (5) pages 1.25

4. REFUNDS, TIME LIMITATION, CANCELLATIONS

The fees charged pursuant to this schedule, provided the same are for a permit required by the applicable Building Code(s), and Chapter 8 of the Code of Miami-Dade County, may be refunded by Building and Neighborhood Compliance subject to the following:

a) No refunds shall be made on requests involving:

1) permit fees of $130.00 or less; or

2) permits revoked by the Building Official under authority granted by the applicable Building Code(s), and Chapter 8 of the Code of Miami-Dade County; or permits cancelled by court order, or conditional permits; or permits that have expired; or

3) permits under which work has commenced as evidenced by any recorded inspection having been made by Building and Neighborhood Compliance; or

4) the original permit holder when there is a change of contractor.

b) A full refund less $130.00 or fifty percent (50%) of the permit fee, whichever is greater, rounded to the nearest dollar, shall be granted to a permit holder who requests a refund, provided:

1) That Building and Neighborhood Compliance receives a written request from the permit holder prior to the permit expiration date; and

2) That the permit holder submits with such request the applicant's validated copy of such permit; and

3) That no work has commenced under such permit as evidenced by any recorded inspection or field verification

c) Where there is a change of contractor or qualifier involving a permit, the second permit holder shall pay a fee to cover the cost of transferring the data from the original permit to the second permit. Except when the original permit has expired or the original permit fee is less than established in this section, in which case, the full permit fee is charged. 107.34

d) Where a permit has become null and void pursuant to the applicable Building Code(s), a credit of fifty percent (50%) of the permit fee shall be applied to any re-application fee for a permit covering the same project and involving the same plans, provided that the complete re-application is made within six (6) months of the expiration date of the original permit, and provided that no refund had been made as provided in this Section.

e) Cancellation of Expired Permits 72.00
Per review and/or required inspection

5. GENERAL INFORMATION

In addition to the fees assessed by Building and Neighborhood Compliance, the permit fee includes other fees assessed by other service areas, agencies, and/or Departments involved in the permitting process, including, but not limited to, the State of Florida; the Miami-Dade Fire Rescue Department; Public Works and Waste Management Department; Water and Sewer Department; and the Environmental Resources Management and Development Services area of RER.

6. INSPECTIONS REQUIRING OVERTIME

Charges for construction inspections, which are requested in advance and which require that an employee work overtime, will be at the following hourly rates:

Overtime Inspections (Regular Day)	84.38
Inspections performed on a holiday	112.50

7. FEES BASED ON ESTIMATED COST – DOCUMENTATION REQUIREMENTS

Building and Neighborhood Compliance may require the permit applicant to submit appropriate documentation as proof of estimated cost of construction used to compute permit fees.

8. MIAMI-DADE COUNTY AVIATION DEPARTMENT IMPROVEMENT PROJECTS

Building and Neighborhood Compliance will assess a fee on all Miami-Dade County Aviation Department projects based upon direct costs for services provided in accordance with Federal Aviation Administration Authorization Act of 1994 (Public Law 103-105, dated August 23, 1994).

9. UP-FRONT FEE FOR PERMIT SUPPORT FUNCTIONS PERFORMED BY CONSTRUCTION, PERMITTING, AND BUILDING CODE (CPBC)

A non-refundable up-front fee will be assessed for permit support functions, including acceptance of applications, distribution of plans, document storage, and technology support for applications accepted through CPBC. 25.00

10. REFUND FOR BUILDING PERMITS NOT REQUIRING REWORK

The permit holder shall be entitled to a fifteen (15%) refund of the fee for building permits issued for new residential or commercial construction that do not require rework by any required review agencies.

Projects permitted under the Master Model or Cookie Cutter Programs are not eligible for refund. The permit holder is responsible for requesting the refund in writing within 180 days of permit issuance. Failure of the permit holder to request the refund within the stated time period shall constitute a forfeit of the right to refund.

11. OPTIONAL PLAN REVIEW SERVICES

Permit applicants who request an alternate plan review service for an expedited review, to be completed after normal working hours, will be assessed a fee. This fee is equal to the pay supplement established for such service plus appropriate overhead rates. This fee will be paid prior to any plan review being performed.

12. INTEREST CHARGES ON UNPAID AMOUNTS DUE TO BUILDING AND NEIGHBORHOOD COMPLIANCE

Building and Neighborhood Compliance is authorized to impose an interest charge on any and all unpaid amounts which are due the service area. This includes, without limitation, items such as past due boiler fees, ~~40-year~~ building recertification fees, Civil Violation fines and demolition costs. Building and Neighborhood Compliance shall also have the authority to charge interest as part of any settlement agreement or installment payment plan to recover fees, fines, or costs as well as outstanding liens.

The interest charged shall be assessed as provided for in applicable County Code provisions or administrative/implementing orders. In all other cases, interest shall be charged from the date the amount was due and payable to the service area computed at the rate of ten percent (10%) per annum. The Department Director or designee shall have the right to waive all or any portion of the interest charge in order to ensure public safety concerns are met.

13. ACTUAL COST FOR PROJECTS OR SERVICES NOT CONTEMPLATED IN CURRENT FEE STRUCTURE

The Director, or designee, has the authority to invoice for reimbursement of actual costs on project(s) or services not contemplated in the current fee structure.

The invoice will consist of actual labor cost, including any and all fringe benefit costs the Department is legally obligated to pay. Additionally, the invoice will include any other indirect cost associated with the actual labor cost, as determined by the Department's Finance Section on a yearly basis.

The Director or his designee will also have the ability to request a deposit amount that is mutually acceptable by the Department and the company or individual that is legally responsible for the project(s) or services requested. The deposit amount shall be used to offset the final invoice project cost; if any amount is remaining, it shall be returned to the party that executed the agreement with the Department. The life span of the project(s) or services requested shall be included in the agreement.

14. ELECTRONIC CONCURRENT PLAN PROCESSING

In order to create a more efficient and effective permitting process, Building and Neighborhood Compliance has established procedures to process plans electronically via a concurrent automated workflow. Building and Neighborhood Compliance requests that applicants submit plans in an electronic format (PDF) on a CD-ROM. If the applicant chooses to submit paper plans, the Director or his designee has the authority to invoice for reimbursement of the conversion of construction documents submitted to an electronic format.

15. EXCESSIVE REJECTION OF PLANS (Applicable to all trades)
Florida Statute 553.80 Enforcement

"Section 2(b) – With respect to evaluation of design professionals' documents, if a local government finds it necessary, in order to enforce compliance with the Florida Building Code and issue a permit, to reject design documents required by the code three or more times for failure to correct a code violation specifically and continuously noted in each rejection, including but not limited to, egress, fire protection, structural stability, energy, accessibility, lighting, ventilation, electrical, mechanical, plumbing and gas systems, or other requirements identified by rule of the Florida Building Commission adopted pursuant to Chapter 120, the local government shall impose, each time after the third such review the plans are rejected for that code violation, a fee of four times the amount of the proportion of the permit fee attributed to plans review".

"Section 2(c) – With respect to inspections, if a local government finds it necessary, in order to enforce compliance with the Florida Building Code, to conduct any inspection after any inspection, after an initial inspection and one subsequent re-inspection of any project or activity for the same code violation specifically and continuously noted in each rejection, including but not limited to egress, fire protection, structural stability, energy, accessibility, lighting, ventilation, electrical, mechanical, plumbing and gas systems, or other requirements identified by rule of the Florida Building Commission adopted pursuant to Chapter 120, the local government shall impose a fee of four times the amount of the fee imposed for the initial inspection or first re-inspection, whichever is greater for each such subsequent re-inspection".

16. CONCIERGE PERMITTING PROCESS REVIEW FEE

Fees listed below are charged for each permit application submitted. Permit applications for incidental and/or accessory structures to a permit or project participating in the concierge program (including, but not limited to, fences, dumpsters, guard house, lift stations, signs, and playgrounds) will not be charged concierge meeting fees.

Commercial projects that contain more than one building requiring separate permit applications, but having the exact same design criteria, will be factored within the time allotted under the upfront fee for submission meeting or other meetings so long as they occur within six months of the original application, subject to the concurrence of the Building Official and as long as no code change has occurred impacting the design.

Minimum upfront fee for submission meeting with 15 permitting/plan review staffers. Additional permitting/plan review staffers will be charged at the rate of $133.00 per hour.	4,000.00
Fee for every 15 minute increment, or portion thereof, beyond the first two hours.	500.00
Upfront fee for the first hour for other meetings. Fee is charged for each plan review discipline staffer in attendance.	160.00
Fee for every 15 minute increment, or portion thereof, beyond the first hour. Fee is charged for each plan review discipline in attendance.	40.00

17. RER SURCHARGE

A Building Permitting surcharge of seven and one half (7.5%) percent on all Building Permitting fees listed in Section I except for Enforcement fees listed in Sub-section K.

This surcharge is to be used to fund incremental direct costs and reasonable indirect cost and anticipated shortfalls associated with the Building Permitting activity including the enforcement of the Florida Building Code.

B. BUILDING PERMIT FEES

Fees listed in Sub-section (B) include only building permit fees and do not include fees for plumbing, electrical, and mechanical fees, which are listed in the following sections:

1. "UP-FRONT" PROCESSING FEE

When the building permit application is received for the construction of structures listed below:

"Up-front" fees for New Single Family Residence or Duplex, fees based on each square foot or fractional part thereof; or	0.15
Per dollar in estimated value or fractional part when square footage does not apply	0.02
"Up-front" fees for a building permit application for a commercial project; per 100 square feet or fractional part; or	5.15
Per $100.00 of estimated value or fractional part thereof when square footage does not apply	0.85

This processing fee is not refundable but shall be credited toward the final building permit fee.

2. MINIMUM FEE FOR BUILDING PERMIT

The minimum fee for all building permits is applicable to all items in this section, except as otherwise specified. 130.00

This minimum fee does not apply to add-on building permits issued as supplementary to current outstanding permits for the same job.

3. SINGLE FAMILY AND DUPLEX – NEW BUILDINGS, ADDITIONS AND ALTERATIONS

New construction Single Family and Duplex (per square foot)	0.344
Professional Certification program fee (per square foot)	0.101
Prefabricated utility sheds with slab (Maximum 100 square feet of floor area) (per unit)	130.00
Professional Certification program fee (per unit)	19.70

Single Family and Duplex – Additions:

0 to 500 square feet in floor area	150.00
501 to 1,000 square feet in floor area	254.75
1,000 square feet and above, (per square foot)	0.344

Professional Certification Program fee (per square foot)	0.241
Alterations or repairs to Single Family Residence or Duplex (per $1.00 of estimated cost or fractional part)	0.058
Professional Certification Program Fee (per $1.00 of estimated cost or fractional part)	0.016
~~Maximum Fee~~	~~678.36~~
Single Family and Duplex repairs due to fire damage (per $1.00 of estimated cost or fractional part) (copy of construction contract required).	0.071
Professional Certification Program Fee ~~– per square foot~~ (per $1.00 of estimated cost or fractional part)	0.021
Minimum Fee	25.88
Maximum Fee	678.36

4. OTHER OCCUPANCY GROUPS – NEW CONSTRUCTION AND ADDITIONS

Storage & Industrial Use of Group E & F (SFBC), S & I (FBC) occupancies (per 100 square feet or fractional part of floor area).	10.48
Professional Certification Program Fee (per 100 square feet or fractional part of floor area)	3.16
Shade Houses (per 100 square foot or fractional part of floor area)	0.40
Professional Certification Program Fee (per 100 square foot or fractional part of floor area)	0.11
Greenhouses & buildings for agricultural uses (non-residential) when located on the premises so used (per 100 square feet or fractional part of floor area)	6.51
Professional Certification Program Fee (per 100 square foot or fractional part of floor area)	1.96
Mobile Home additions – ~~each~~ (per 100 square feet or fractional part of floor area)	7.89
Professional Certification Program Fee (per 100 square feet or fractional part of floor area)	2.06
~~Tents:~~	
Tents Less than or equal to 5,000 square feet	130.00
~~Over 5,000 square feet~~	~~170.31~~

Professional Certification Program Fee, 0 - 5,000 square feet	17.29
Tents Over 5,000 square feet	170.31
Professional Certification Program Fee, over 5,000 square feet	51.44
All others , (per 100 square feet or fractional part of floor area)	11.78
Professional Certification Program Fee (per 100 square feet or fractional part of floor area)	3.55
For structures of unusual size or nature such as arenas, stadiums and water and sewer plants. (For each $1,000 of estimated cost or fraction thereof)	6.25
For Professional Certification Program (For each $1,000 of estimated cost or fraction thereof) ~~structures of unusual size or nature such as arenas, stadiums and water and sewer plants. For each $1,000 of estimated cost or fraction thereof~~	3.00
New construction other than as specified herein: (water towers, pylons, bulk storage-tank foundations, unusual limited-use buildings, marquees, and similar construction):	
For each $1,000 of estimated cost or fractional part	9.64
Professional Certification Program Fee (for each $1,000 of estimated cost or fractional part)	2.91

5.	ALTERATIONS AND REPAIRS TO BUILDINGS AND OTHER STRUCTURES [except Single Family Residence and Duplex]	
	For each $100 of estimated cost or fractional part	1.41
	~~Charge for each $100 of estimated cost or fractional part for~~ Professional Certification Program (For each $100 of estimated cost or fractional part)	0.43
	~~But no less than~~Minimum Fee	226.13
6.	MOVING BUILDINGS OR OTHER STRUCTURES	
	For each 100 square feet or fractional part thereof (does not include cost of new foundation or repairs to building or structure)	10.03
	Professional Certification Program fee – (For each 100 square feet or fractional part thereof) ~~Residential and Commercial~~	2.94
7.	SLABS	
	Residential and Commercial	78.71
	Professional Certification Program Fee – ~~Residential and Commercial~~	23.06
8.	ROOFING (INCLUDING RE-ROOFING)	
	Roofing shingle and other roof types not listed:	
	Per square foot of roof coverage including overhangs (up to 30,000 square feet)	0.10
	Each square foot thereafter	0.058
	Professional Certification Program Fee (per square foot of roof coverage including overhangs)	0.054~~0~~
	Roofing tile:	
	Per square foot of roof coverage including overhangs (up to 30,000 square feet) ~~– Residential~~	0.129
	Each square foot thereafter ~~– Residential~~	0.070
	Professional Certification Program Fee (per square foot of roof coverage including overhangs)	0.065~~1~~
		~~0.10~~
9.	FENCES AND/OR WALLS	
	Chain link:	
	0 – 1,000 linear feet	130.00
	Each additional linear foot over 1,000	0.058
	Wood and Metal (each linear foot)	0.70
	Concrete each linear foot	1.30

10.	SWIMMING POOLS, SPAS, AND HOT TUBS	
	Installation of Swimming Pool/Spa (Residential and Commercial)	135.96
	Repair of Swimming Pool/Spa (Residential and Commercial)	130.00
11.	TEMPORARY PLATFORMS AND TEMPORARY BLEACHERS TO BE USED FOR PUBLIC ASSEMBLY	
	For each 100 square feet or fractional part of platform area	5.94
	For each 100 linear feet or fractional part of seats	5.15
12.	DEMOLITION OF BUILDINGS	
	For each structure	171.74
13.	SHOP DRAWING REVIEW	
	Minimum fee – Commercial and Residential	58.75
	a) Trusses/Steel Structures:	
	First 600 square feet or fractional part	18.25
	Each additional 100 square feet or fractional part	0.93
	First 600 square feet or fractional part for Professional Certification Program	5.51
	Each additional 100 square feet or fractional part for Professional Certification Program	0.28
	b) Precast/Prestress/Tilt Up Walls/Twin Tees/Joists/Composite Slab Systems:	
	(Roof-Floor-Walls) each 1,000 square feet or fractional part	9.31
	Professional Certification Program Fee (each 1,000 square feet or fractional part)~~Roof-Floor-Walls) each 1,000 square feet or fractional part~~	2.81
	c) Overhead Doors each	9.31
	Professional Certification Program Fee	2.81
	d) Skylights each	9.31
	Professional Certification Program Fee	2.81
	e) Hand Rails/Stair Rails per linear foot	1.29
	Professional Certification Program Fee (per linear foot)	0.39
	f) Storefront/Fixed Glazing:	
	(Under 8 feet high by 4 feet wide) each 100 square foot or part	10.39
	Professional Certification Program Fee – (each 100 square feet or part)	3.14
	g) Walk-in Coolers, each	85.88
	Professional Certification Program Fee~~ each 100 square feet or part~~	25.94

14. INSTALLATION/REPLACEMENT OF WINDOWS OR DOORS

Window and glass block installation, alteration, or repair – per square foot of window or door area (for residential and commercial)	0.07
Professional Certification Program fee (per square foot of window or door area) ~~(for residential and commercial)~~	0.021
Replacement of Windows and Exterior Doors in all buildings or installation of windows or doors in buildings exceeding two stories in height; or	
Storefronts and fixed glass exceeding 8 feet in height; or 4 feet in vertical mullion spacing; (for residential and commercial); or	
Curtain Walls including windows and doors therein:	
For each 100 square feet or fractional part	10.39
Professional Certification Program Fee (for each 100 square feet or fractional part)	3.04

15. SCREEN ENCLOSURES, CANOPIES & AWNINGS

a) Screen enclosures, per 100 square feet	9.89
b) Free standing canopies For each $1,000 of estimated cost or fractional part	9.04
c) Awnings and canopies Horizontal projection per square foot area covered	0.085
d) Storm Shutters – per square foot area covered	0.085

16. TIE DOWN

Trailer Tie Down:	84.44
(This does not include installation of meter mounts and service equipment. Separate mechanical, plumbing, and related electrical permits are required.)	

17. SIGN PERMIT FEES

Signs non-illuminated (per square foot)	1.43
(illuminated signs under electrical permits)	

18~~9~~. ORNAMENTAL IRON

Per square foot of coverage	0.058

19. Short Term Event	144.50

C. *PLUMBING PERMIT FEES*

Permits by professional certification (permits by affidavit) for the following described activities will be charged half the regular permit fee, except for the minimum fee, which will remain the same.

1. MINIMUM PLUMBING OR GAS FEE PER PERMIT

Except as otherwise specified (This minimum does not apply to supplemental plumbing permits issued as supplementary to current outstanding permits for the same job).	130.00

2.	RESIDENTIAL PLUMBING (Single Family Residence or Duplex)	
	New Single Family Residence or Duplex per square foot	0.129
	Addition to Single Family Residence or Duplex per square foot	0.129
	Alterations or repairs to Single Family Residence or Duplex (Group I or R-3) per $1.00 of estimated cost or fractional part	0.058
3.	COMMERCIAL (All Groups Except Single Family Residence or Duplex)	
	Roughing-in or plugged outlets for bathtubs, closets, doctors, dentists, hospital sterilizers, autoclaves, autopsy tables and other fixtures, appurtenances, drinking fountains, fixtures discharging into traps or safe waste pipes, floor drains, laundry tubs, lavatories, showers, sinks, urinals, and heaters.	
	For each roughing-in or plugged outlet	8.59
	Fixtures set on new roughing-in or plugged outlets or replaced on old roughing-in:	
	Each fixture	8.59
4.	SETTLING TANKS, GAS AND OIL INTERCEPTORS, AND GREASE TRAPS	
	(Including drain tile and relay for same – Residential and Commercial)	45.09
5.	SEWER (ALL GROUPS)	
	Each building storm sewer and each building sewer where connection is made to a septic tank, or a collector line or to an existing sewer or to a city sewer or soakage pit or to a building drain outside a building.	42.94
	Sewer Capping/Demolition	42.94
6.	CONDENSATE DRAIN (AIR CONDITIONING) – ALL GROUPS	
	Except single not manifolded A/C outlet not exceeding 5 tons	4.53
7.	WATER PIPING	
	Water service connection to a municipal or private water supply system (for each meter on each lot)	11.45
	Water service connection or outlets for appliance or installations not covered by fixture set above	8.59
	Irrigation system and underground sprinkler system for each zone	24.05
	Solar water heater installation, equipment replacement or repair	128.81
	Swimming pool piping, not including well (new installation)	
	Residential	85.88
	Commercial	135.96
	Sump pump	11.45
	Swimming pool heater, each	71.56

Swimming pool maintenance, each	85.88
2” or less water service backflow assembly	50.10
2 ½” or larger water service backflow assembly	78.71
Repairs to water piping:	
For each $1,000 estimated cost or fractional part	8.25

8. WELLS

Residential per well	75.15
Commercial per well	114.50

9. NATURAL GAS OR A LIQUIFIED PETROLEUM

For each outlet Single Family Residence or Duplex (includes meters and regulators) For each appliance (does not include warm air heating units, but does include unvented wall heaters, no ductwork wall heaters, no ductwork) - (See Fee Section E(4) for heating)	8.59
Other Groups	
For each outlet (includes meters and regulators)	14.31
For each appliance (does not include warm air heating units, but does include unvented space)	14.31
Heaters and unvented wall heaters – no duct work (See Fee Section E(4) for heating)	14.31
For each meter (new or replacement)	5.73
For major repairs to gas pipe where no fixture or appliance installation is involved	50.10

Underground L.P. gas tanks per group of tanks at a single location	85.88
Above ground L.P. gas tanks per group of tanks at a single location	85.88

10. WATER TREATMENT PLANTS, PUMPING STATIONS, SEWER TREATMENTS AND LIFT STATIONS

Water treatment plant (interior plant piping)	300.54
Sewage treatment plant (interior plant piping)	214.68
Lift station (interior station piping)	343.48
Sewage ejector	100.19

11. WATER AND GAS MAINS (ALL GROUPS)

(On private property and other than public utility easements) Each 50 feet or part thereof	10.03

12. STORMS/SANITARY UTILITY/COLLECTOR LINES FOR BUILDING DRAIN LINES
(On private property and other than public utility easements)
Commercial

Each 50 feet or part thereof	10.03
Each manhole or catch basin	14.31

13. TEMPORARY TOILETS – WATERBORNE OR CHEMICAL

Temporary Toilets	130.00
For each additional toilet	11.81

14. DENTAL VACUUM LINES

Each system	85.88

15. MOBILE HOME CONNECTIONS

Each unit	85.88

D. *ELECTRICAL PERMIT FEES*

Permits by professional certification (permits by affidavit) for the following described activities will be charged half the regular permit fee, except for the minimum fee, which will remain the same:

1. MINIMUM ELECTRICAL PERMIT FEE INCLUDING REPAIR WORK PER PERMIT (ALL GROUPS)
Except as otherwise specified

(This minimum does not apply to add-on electrical permits issued as supplementary to current outstanding permits for the same job and demolition work).	130.00

2. PERMANENT SERVICE TO BUILDINGS
New work only
(The following fee shall be charged for total amperage of service)

For each 100 amp. or fractional part	6.45

3. FEEDERS
Includes feeders to panels, M.C.C., switchboards, generators, automatic transfer switches, etc.

Each feeder	17.18
4. AGRICULTURAL SERVICE (permanent)	130.00
5. TEMPORARY SERVICE FOR CONSTRUCTION	
Per service	130.00
6. CONSTRUCTION FIELD OFFICE SERVICE	
Per service	171.74
7. MOBILE HOME OR RV SERVICE (residential)	
Per service	130.00
8. TEMPORARY SERVICE TEST (commercial only)	
Equipment and service (30 day limit) per service	130.00

9. RESIDENTIAL WIRING

(New construction of Single Family Residence, Duplex and living units of Group H (SFBC) or R-1 (FBC). Applies to all electrical installations except common areas, parking lot areas and/or buildings and house service of Group H or R).

For new construction and additions for each square foot of floor area	0.10
Alterations or repairs per $1.00 estimated cost or fractional part	0.058

10. ALL OTHER WIRING AND OUTLETS

Common areas of Group H (SFBC) or R-1 (FBC) include corridors, public lounges, pumps, A/C (public area), lights, outlets, and house and emergency service, etc. These areas and all other commercial wiring shall be subject to the fees below:

a) Boxes, receptacles, switches, sign, fractional motor, fans, low voltage outlets, empty outlets for telephone, CATV, each outlet, and 110 volt smoke detector, each outlet box	2.30
b) Special outlets	10.03

c)	Commercial equipment (KWA rated), x-ray outlets, commercial cooking equipment, presses, generators, transformers (permanently connected) For each 10 KW or fractional part (Residential and Commercial)	10.03
d)	Motors installed, repaired or replaced (fractional already covered on general outlets) Each motor	12.89
e)	Air conditioning and refrigeration system (new work). Applies to commercial, residential, agricultural, and industrial. Covers related work, except wall or window units which are covered under special outlets. Per ton	8.59
f)	Electrical equipment – replacement (existing facilities)	
	Switchboards, M.C.C., panels, control boards (for each board)	28.63

11. LIGHTING FIXTURES

Common areas of Group H include corridors, public lounges, pumps, A/C (public area), lights, outlets, and house and emergency service, etc.
These areas and all other commercial wiring shall be subject to the fees below:

Floodlights, spotlights, parking lights, tennis court lights, fluorescent and incandescent fixtures, etc.

a)	Per fixture	2.30
b)	Plugmold, light track, and neon strips. Each 5 feet or fractional part	4.45

Residential and Commercial

Light pole (Single Family Residence or Duplex) per pole	14.31
Light pole (commercial) per pole	21.48

12. SIGNS & ARCHITECTURAL FEATURES (Indoor Neons)

Per square foot of sign	1.41
Repairs and re-connection each	84.44
Neon strips each 5 foot or fractional part	2.86

13. TEMPORARY WORK ON CIRCUSES, CARNIVALS, FAIRS, CHRISTMAS TREE LOTS, FIREWORKS, TENTS, ETC.

Per ride or structure	71.56

14. FIRE DETECTION SYSTEM

(Needs category 04 processing)
Includes fire alarm systems, halon, etc. Does not include single 100- volt residential detectors.

Per system (for new and upgrades)	178.90
Repairs and additions to existing systems per system.	85.88

15. MASTER TELEVISION ANTENNA AND RADIO SYSTEM

Does not include CATV and telephone empty conduit system.
Does include free wiring or same

Master control	28.63
Each device	1.71

16. BURGLAR ALARM SYSTEM 40.00
(installation or replacement wiring)

17. INTERCOM SYSTEM

Includes residential, nurse call, paging, etc.

Each new system – Single Family Residence or Duplex	85.88
Other groups	128.81
Repair each system	85.88

18. ENERGY MANAGEMENT SYSTEM

Includes residential, nurse call, paging, etc.

Each new system – Single Family Residence or Duplex	85.88
Other groups	128.81
Repair each system	85.88

19. SWIMMING POOLS, ELECTRICAL

Fee based on cumulative cost of the following components:

a)	Residential pool or spa (Single Family Residence or Duplex) (includes motor and pool lights)	85.88
b)	Residential combination pool/spa (includes motors and pool lights)	128.81
c)	Commercial and multi-family dwelling pool or spa	200.36
d)	Commercial, multi-family dwelling combination pool/spa	271.93
	Repair residential (Single Family Residence or Duplex) pool	85.88
	Repair commercial pool	200.36
e)	Underwater Residential Pool Light Replacement (120 volt to low voltage) – this permit shall not be subject to the minimum fee provisions referenced elsewhere herein	65.00

20. FREE STANDING SERVICE – New meter and service (requires processing)
- per service 128.81

Includes lift stations, sprinkler systems, street lighting, parking lots, etc., that require new service with separate meter.

21. CONDUIT DUCTBANK – PER LINEAR FOOT

Residential and Commercial 2.59

22. GROUND WIRE FOR SCREEN BONDING

Per Installation 85.88

23. UNDERGROUND MANHOLES 143.11

24. LOW VOLTAGE ELECTRIFIED FENCE
(installation or replacement wiring) 40.00

25 Solar* Photo Voltaic per system 325.00

*Solar permits using custom roof flashing details requiring an additional roofing review.

26. Prescribed** Solar Photo Voltaic per system 250.00

**Prescribed solar permits using a County standardized roof flashing detail to bypass the roofing review.

E. MECHANICAL PERMIT FEES

Permits by professional certification (permits by affidavit) for the following described activities will be charged half the regular permit fee, except for the minimum fee, which will remain the same.

1. MINIMUM MECHANICAL PERMIT FEE

Except as otherwise specified	130.00
(This minimum does not apply to add-on mechanical permits issued as supplementary to current outstanding permits for the same job.)	

2. MECHANICAL SINGLE FAMILY RESIDENCES AND DUPLEXES (GROUP I or R-3 INCLUDES CATEGORIES 03, 10 AND 41)

New construction per square foot	0.10
Additions to Single Family Residences or Duplex per square foot	0.10

3. AIR CONDITIONING AND REFRIGERATION, INCLUDING THE RELOCATION OF EQUIPMENT

Separate permits are required for electrical, water and gas connections	
For each ton capacity or fractional part thereof	21.48

4. FURNACES AND HEATING EQUIPMENT, INCLUDING COMMERCIAL DRYERS, OVENS AND OTHER FIRED OBJECT NOT ELSEWHERE CLASSIFIED
(Includes all component parts of the system except fuel and electrical lines.)

For each KW	4.30

5. STORAGE TANKS FOR FLAMMABLE LIQUIDS

Per Tank	214.68

6. INTERNAL COMBUSTION ENGINES

Stationary – each	107.34

7. COMMERCIAL KITCHEN HOODS

Each	178.90

8. OTHER FEES

Fire chemical halon and spray booths for each. Per system	150.28
Ductless fan each	42.94
Pneumatic Tube Conveyor System	
For each $1,000 or fractional part of contract cost	15.04
Pressure Process Piping	
For each $1,000 or fractional part of contract cost	15.04
Air Conditioning Duct Work	
For each $1,000 or fractional part of contract cost	15.04
Cooling Tower	
For each $1,000 or fractional part of contract cost	15.04

F. BOILERS AND PRESSURE VESSELS

Installation permit fees (including initial inspections and certificate).
Does not include installation or connection of fuel and water lines.

1. BOILERS

The following fees apply to each boiler to be installed:

Boilers less than 837 MBTU - each	107.34
Boilers 837 MBTU to 6,695 MBTU - each	128.81
Boilers 6,695 MBTU and up - each	178.90
Steam driven prime movers - each	85.88
Steam actuated machinery - each	85.88
Unfired pressure vessels (operating at pressures in excess of 60 PSI and having volume of more than 5 cubic feet), each pressure vessel	107.34
Boiler repair for each $1,000 or fractional part of contract cost	15.04

2. FEES FOR PERIODIC RE-INSPECTIONS

Steam boilers (annual) - each	178.90
Hot water boilers (annual) - each	74.43
Unfired pressure vessels (annual) - each	65.84
Miniature boilers (annual) - each	65.76
Certificate of inspection (where inspected by insurance company) - each	107.34
Shop inspection of boiler or pressure vessels per completed vessel	107.34
Insulation:	
For each $1,000 or fractional part of contract cost	15.04
Mechanical Ventilation:	
For each $1,000 or fractional part of contract cost	15.04
Ductless Ventilation:	
For each $1,000 or fractional part of contract cost	15.04

G. COST OF PUBLICATIONS AND RECORDS

1. COPIES OF DEPARTMENTAL RECORDS

Plan reproductions from microfilm - per sheet	6.25
Reproduced records - per page	0.15
Double sided copies - per page	0.20
Certified copies - per page	1.00
Notary public service - per document	1.00
Research and ordering plans per address or permit number	18.75
Open permit search per address or folio (additionally a fee of $1.00 per page will be charged for certification or records).	43.75

H. ANNUAL FACILITY PERMIT FEES

In accordance with provisions of the Florida Building Code and Chapter 10 of the Code of Miami-Dade County, each firm or organization in Miami-Dade County which performs its own maintenance work with certified maintenance personnel in Factory- Industrial (group F) Facilities, as well as helpers thereunder, may pay to Miami-Dade County an annual Master and Subsidiary Facility Permit (Premise Permit) – fee in lieu of other fees for maintenance work. Such fee shall be paid to Building and Neighborhood Compliance and such permit shall be renewed annually at a fee which is calculated in accordance with the provisions of this sub-section.

1. CALCULATION OF THE INITIAL MASTER FACILITY PERMIT FEE

Each firm or organization which obtains an annual master facility permit shall include in their application for such permit the total number of maintenance personnel, including helpers and trainees thereunder, assigned to building, electrical, plumbing, or mechanical work. The Master Facility Permit (Premise Permit) Fee shall be computed by multiplying the total number of such employees' times the fee.

Master Facility Permit Fee (Multiply number of employees by fee)	71.56
Minimum Master Facility Permit Fee	1,352.43

2. CALCULATION OF THE INITIAL SUBSIDIARY FACILITY PERMIT FEE

Each firm or organization which utilizes decentralized locations in addition to the main location described under Point 1 above, may additionally apply for a Subsidiary Facility Permit (Premise Permit) for each such decentralized location. Such application for a Subsidiary Facility Permit (Premise Permit) shall include the same information required in Point 1 above.

Subsidiary Facility Permit Fee (multiply number of employees by fee)	71.56
Minimum Subsidiary Facility Permit Fee	379.25

3. RENEWAL OF FACILITY PERMIT

Prior to each Facility Permit expiration, the holder will be sent a renewal notice to continue the Premise Permit for the next renewal period. The calculation of the renewal Premise Permit fee shall be the same as the method used to calculate the original Facility Permit fee. No allowances shall be made for late renewal fees or part year renewal fees.

I. ~~40 YEAR~~ BUILDING RECERTIFICATION FEES

For every application for ~~40 year~~ recertification under Chapter 8 of the Miami-Dade County Code, there shall be paid to Building and Neighborhood Compliance, a fee for processing each application	375.00
For every application for subsequent recertification at 10 year intervals thereafter, there shall be paid to Building and Neighborhood Compliance a fee for processing each application	375.00
For every re-review of a subsequent report submittal for initial (or subsequent 10-year interval recertification) under Chapter 8 of the Miami-Dade County Code there shall be a fee paid to Building and Neighborhood Compliance per trade.	106.59
For every extension request for ~~40 year~~ recertification (or subsequent 10-year interval recertification) under Chapter 8 of the Miami-Dade County Code there shall be a fee paid to Building and Neighborhood Compliance	62.50
For every Quality Control Inspection for recertification (or subsequent 10-year interval recertification) under Chapter 8 of the Miami-Dade County Code there shall be a fee paid to Building and Neighborhood Compliance per trade.	157.25
For every Quality Control Re-Inspection for recertification (or subsequent 10-year interval recertification) under Chapter 8 of the Miami-Dade County Code there shall be a fee paid to Building and Neighborhood Compliance per trade.	71.55
Recording Fees	Established by Clerk of the Court

J. STRUCTURAL GLAZING SYSTEMS RECERTIFICATION FEES

For the initial application for structural glazing recertification and each subsequent application under Chapter 8 of the Miami-Dade County Code there shall be paid to Building and Neighborhood Compliance an application-processing fee	354.33

K. ENFORCEMENT FEES

Case Processing Fee - each	500.00
Photographs - each	1.50
Initial Inspection Fee	157.43
Re-Inspection Fee	107.34
Posting of Notices - each	50.10
Unsafe Structures Panel Processing Fee	178.90
Title Search	Actual Cost
Court Reporting	Actual Cost
Legal Advertisement	Actual Cost
Permit Fees	Actual Cost
Bid Processing Fee	143.11
Demolition/Secure Services	Actual Cost
Asbestos Sampling and Abatement	Actual Cost
Extension Fee	150.00
Stipulated Agreement Preparation	300.00

L.	***CERTIFICATE OF OCCUPANCY (CO) AND CERTIFICATE OF COMPLETION***	
	The following fees shall be paid for all uses. All structures are issued permanent Certificated of Occupancy or Completion that shall remain valid for an unlimited time unless revoked for cause or abandoned, provided there is no change of occupancy, or that there is no enlargement, alteration, or addition in the use or structure	49.88
	Temporary Certificate of Completion or Occupancy (Building and Neighborhood Compliance)	49.88

II. NEIGHBORHOOD COMPLIANCE FEES:

A.	***Case Processing Recovery Fees***	
	Case Processing Fee	500.00
	Inspection (each)	100.00
	Photographs	1.50
	Surveys and Other Exhibits	Actual Cost
	County Attorney's fees	Actual Cost
	Court Filing Fees (each document)	Actual Cost
	Extension Fees	150.00
	Stipulated Agreement Preparation	300.00
B.	***Code of Miami-Dade County-Chapters 17, 17A, and 17B***	
	(Minimum Housing)	
	Case Processing Fee - each	360.00
	Photographs - each	1.50
	Inspection - each	75.00
	Posting of Notices - each	50.10
	Title Search	Actual Cost
	Final Order	100.00
	Court Reporting Transcription	50.00
	(Plus Transcript/Actual Cost)	
	Legal Advertisement	Actual Cost
	Bid Processing Fee	100.00
	Demolition/Secure Services	Actual Cost
	Asbestos Sampling and Abatement	Actual Cost
C.	***Surveys by County Department***	Actual Cost
D.	***Returned check charges per check***	
	$20.00 or 5% of check amount (F.S. 832.07) plus $1.50 bank charge or other rate as amended from time to time.	

E. ***Interest***

Interest charges at the rate of 10% per year, or other rate as amended by the Board of County Commissioners from time to time, may be assessed in addition to any other penalties.

F. ***Special Projects***

A fee equal to actual staff time and related costs shall be assessed for special projects. Such special fee only will be levied for requests in accord with Administrative Order 4-48.

G. ***Chapter 17A-19 Annual Foreclosure Registry Fee***

125.00

III. LIEN FEES:

A. ***Lien Settlement/Collection Processing Fees***

1.	Lien Processing Fee	500.00
2.	Lien Payoff/Estoppel Letter	75.00
3.	Lien/Recordation/Cancellation of Notices - each	Actual Cost
4.	Continuing Penalties	Actual Cost
5.	Research Fee - each folio and per database	125.00
6.	Posting of Notices - each	50.10

IV. BOARDS AND BUILDING CODE ADMINISTRATION FEES:

A. ***GENERAL FEES***

1.	Recording fees in connection with those matters to be recorded	Established by Clerk of the Court
2.	Research matters extraneous to normal activities	Actual staff time and costs

3. RER SURCHARGE

A Boards and Building Code Administration Surcharge of seven and one half (7.5%) percent on all Boards and Building Code fees in Section IV except for Contractor Licensing and Enforcement fees listed in Sub-section C, Copies of Records fees in Sub-section D, and the Code Administration fees in Sub-section E.

B. *PRODUCT CONTROL FEES*

1.	New application for certification of products, materials or systems, (includes technical review of Notice of Acceptance (NOA) and quality assurance auditing), valid for a period of five (5) years	4,000.00
2.	Revision of notice of acceptance with respect to certification of products, materials, or systems	1,500.00
3.	New Application fee for the accreditation of testing laboratories valid for a period of five (5) years	4,000.00
	a) Renewal of testing laboratory accreditation for a period of five (5) years	1,500.00
	b) Revision of an existing testing laboratory certificate accreditation	1,500.00
4.	Travel expenses incurred in the process of conducting quality assurance audits or laboratoryaccreditations	Actual Cost
5.	Renewal of certification, prior to expiration, valid for a period of five (5) years	1,500.00
6.	Annual certificate of competency as a manufacturer or fabricator, payable every two (2) years	1,000.00
7.	Florida Building Code books, supplements, and additions, and all publications and automated informationsystems	Cost of production, publication and distribution
8.	Application fee for the review and approval of building material(s) for special project on a one-time basis	Actual Cost
9.	Expedited review for certification performed by outside consultants, in addition to regular application fee	Actual Cost

C. *CONTRACTOR, QUALIFYING AGENT, MASTER, JOURNEYMAN, INSTALLER, MAINTENANCE PERSONNEL APPLICATION FEES, AND BOARD FEES*

1.	APPLICATION FEE FOR CONTRACTOR CERTIFICATE OF COMPETENCY, NON-REFUNDABLE (*This same fee also applies to contractors who make application for each additional qualifying agents)*	315.00

a)	Change of affiliation		350.00
b)	Inactivation of certificate		150.00
2.	APPLICATION FEE FOR PERSONAL CERTIFICATE OF ELIGIBILITY, INCLUDING A NON-REFUNDABLE PROCESSING FEE		80.00
a)	Certificate of Eligibility		315.00
b)	Certificate of Competency for masters, installers, welding inspectors		315.00
c)	Certificate of Competency for journeymen and maintenance personnel		240.00
3.	CERTIFICATES FOR NON-TRANSFERABLE RENEWAL	1 YEAR	2 YEARS
a)	The certificate issued pursuant to the provisions of Chapter 10 of the Code of Miami-Dade County shall be non-transferable. Certificates renewed by the expiration date*** shall require payment of the following fees:		
1)	*Contractors, subcontractors, specialty contractors and welding inspectors	60.00	120.00
2)	*Qualifying agent for building and engineering contractor categories	60.00	120.00
3)	*Masters, journeymen, installers, and maintenance personnel	60.00	120.00
b)	Registration fee for State of Florida Certified Contractors	30.00	60.00
c)	Registration fee to allow journeymen licensed elsewhere in the State of Florida to perform work in Miami-Dade County	25.00	50.00
d)	Registration fee for certified contractors licensed elsewhere to perform post disaster repair work only (for six (6) months only)		150.00
e)	Duplicate certificates (all types)		20.00

***Section 163.211, Florida Statutes, preempts local occupational licenses to the State, effective July 1, 2021; provided, however, that occupational licenses issued by local jurisdictions, including those related to construction-related occupations, will be prohibited after July 1, 2023. Therefore, between October 1, 2022 and June 30, 2023, applicants seeking a new license or renewal for those construction-related specialty licenses will be issued a license or have their prior license renewed with an expiration date of July 1, 2021. Accordingly, the license fee will be prorated to cover only the licensure period between the date of issuance or renewal and the statutory July 1, 2023 expiration date.

4. LATE CERTIFICATE OF COMPETENCY RENEWAL FEES

All certificate renewals shall be due and payable upon expiration. Those licenses not renewed by the expiration date shall be considered delinquent and subject to a delinquency fee.

a) Late renewal fees paid within one month following expiration will be subject to a delinquency penalty of twenty-five (25) percent of the renewal fee.

b) Late renewal fees paid after one month following expiration will be subject to a delinquency penalty of fifty (50) percent of the renewal fee.

5. PREPARATION OF AFFIDAVIT ON STATUS OF CERTIFICATE HOLDER
Per affidavit 50.00

6. CHARGE FOR CONTRACTORS/TRADESMEN CERTIFICATION PRINTOUT
Per page 3.50

7. ADDITIONAL CREDIT REPORTS 12.00

8. PREPARATION OF CERTIFIED RECORDS FOR COURT APPEALS

Construction Trades Qualifying Board, Unsafe Structures Board, or other Administrative Board preparation of a certified copy of the record (to be paid at the time of the request). 275.00

9. REGISTRATION FEE FOR CONTINUING EDUCATIONSPONSORS 200.00

10. REVIEW OF CONTINUING EDUCATION COURSE APPLICATION

A fee of $25.00 per credit hour will be charged, not to exceed $100.00 per course.

11. CRIMINAL CASE PROCESSING RECOVERY COST

Case processing Fee	500.00
Inspection - each	60.00
Photographs - each	1.50
Corporate Information	20.00
Court Appearance - each	60.00
Posting of Notices - each	50.10

12. Code of Miami-Dade County – CHAPTER 8 (UNSAFE STRUCTURES BOARD)

Case intake processing Fee	350.00
Photographs - each	1.50
Inspection Fee	110.00
Re-inspection Fee	75.00
Posting of Notices - each	30.00
Unsafe Structures Board Fee	125.00
Court Reporting Transcription	Actual Cost
Legal Advertisement	Actual Cost

13. ENFORCEMENT FEES

CONTRACTOR ENFORCEMENT

Case processing Fee	500.00
Field Inspection	100.00
Personal Service of Notices – each	50.10
Photographs – each	1.50
Probable Cause Hearing	50.00
Formal Hearing per hour	50.00
Disciplinary Complaints Preparations and Service	200.00
Recordation/Removal of Board Order	35.00
County Attorney (Board Representation) – per hour	100.00
Stipulated Agreement Preparation	300.00
Court Reporting Transcription	Actual Cost
Extension Fee (for Contractor Enforcement Cases)	150.00

D. COPIES OF RECORDS

Single-sided copies - per page	0.15
Double-sided copies - per page	0.20
Certified copies - per page	1.00
Notary public service - per document	1.00

E. ASSESSMENT OF CODE ADMINISTRATIONFEE

Per Miami-Dade County Code Section 8-12, each Building Official of Miami-Dade County shall assess a code administration fee of:	0.60

per one thousand dollars ($1,000.00) or fractional value of the work to be done under the permit

VALUE OF WORK CALCULATION

1)	Building Code occupancy Groups S1 and F (Storage and Industrial) - per square foot of construction;	56.25
2)	All other occupancy groups - per square foot of construction; or	81.25
3)	For large and unusual projects, the value of the work shall be the actual cost of such work determined by the applicant and approved by the Building Official	Actual Cost

I.O. No.: 7-33
Ordered:
Effective:

MIAMI-DADE COUNTY
IMPLEMENTING ORDER

RATES FOR SPECIAL OFF-DUTY FIRE RESCUE SERVICES

AUTHORITY:
Sections 1.01 and 2.02A of the Miami-Dade County Home Rule Amendment and Charter and Section 2-56 of the Code of Miami-Dade County.

SUPERCEDES:
This Implementing Order supersedes previous Implementing Order 7-33 ordered September 17, 2020 and effective October 1, 2020.

POLICY:
Section 2-56.1 through 2-56.10 of the Miami-Dade County Code allows for the assignment of off-duty County personnel to provide fire services. It is the policy of Miami-Dade County that the rates to be charged for such services shall be adequate to compensate off-duty County employees for their services, and also to enable the County to recover the fringe benefit and administrative costs associated with these assignments.

PROCEDURES:

Fire Protection and Rescue Watch

The following hourly rates will be paid to employees:

Classification	**Employee Rate of Pay**
Fire Fighter	$~~53~~ 56/hour
Fire Lieutenant	$~~55~~ 58/hour
Fire Captain	$~~57~~ 60/hour
Chief Fire Officer	$~~59~~ 62/hour

These rates shall be adjusted once every two fiscal years to keep pace with the Consumer Price Index – All (CPIU) for Miami/Fort Lauderdale rate of inflation. Adjustment shall be the sum of the actual two previous fiscal years' CPI-U Miami-Fort Lauderdale rates rounded to the nearest Dollar amount.

Should the permittee agree to a higher rate, the off-duty employee who works the off-duty assignment will receive the higher rate.

All employees who work extra duty services assignments at Hard Rock Stadium and Homestead Motor Speedway:

(1) with an attendance of 40,000 or more patrons shall be paid at $3.00 per hour above the normal rate of pay~~.~~; and

(2) for the following events:

NFL:	AFC Championship, Super Bowl, Pro-Bowl
MLB:	NLCS, World Series, All Star Games, Word Baseball Classic
College Football:	National Championship, National Playoff, National Bowl Game, Orange Bowl
Concert:	Rolling Loud

Shall be paid $79.00 per hour, and Chief Fire Officers will be compensated at $81.00 per hour.

The permittee contracting for off-duty services pays the employee rate plus the prevailing rates for social security (FICA and MICA), special risk retirement, and an administrative surcharge of ~~ten~~ 10 percent ~~(10%) in order~~ to defray the costs of processing and recording off-duty services. The surcharge may be waived at the discretion of the County.

Total Charge to Permittee:

The total charge to the permittee consists of the sum of the three charges set forth above (employee rate of pay, social security and retirement benefits, and surcharge). The total charge shall be assessed for each quarter hour of services provided.

Minimum Charge:

The minimum charges for off-duty services shall be the amount applicable for three (3) hours of service.

Time of Service:

Hourly charges for off-duty services will be calculated from the starting time and location agreed upon by the permittee and the department issuing the permit, through the time of completion of the required services, exclusive of travel time required for the employee to report for their assignment, and exclusive of travel time from the location associated with the completion of services to subsequent personal or other official destination of the employee.

Utilization of Vehicles:

The following rates will be paid by the permittee to cover equipment costs:

Equipment Type	**Rate**
Rescue Cart	$~~35~~ 45/hour
Rescue Vehicle	$~~50~~ 100/hour
Engine	$~~100~~ 145/hour
Quick Response Vehicle/Mini Pumper	$~~65~~ 105/hour

Ladder	$180/hour
Mobile Command	$110/hour
Fire Boat	$350/hour
Personal Watercraft	$35/hour

Additional costs shall be charged for ~~For types~~ use of equipment or vehicles not listed above, in connection with off-duty assignments. ~~the~~ The charge for ~~use of~~: (1) such vehicles ~~in connection with off-duty assignments~~ shall be at the rate of $40.00 ~~(forty dollars)~~ per hour or $0.63 ~~(sixty three centsfifty-three cents)~~ per mile, whichever is greater; and (2)~~. In the event that~~ special equipment, such as boats, aircraft or fire ~~apparatus~~ apparatuses is involved, the department may base the charge for use on known operating costs or upon prevailing private sector rates for usage of such equipment. These rates shall be charged for each quarter hour the equipment is used. Homestead Miami Speedway, the Miami-Dade County Fair and Exposition Center, and Hard Rock Stadium will be charged three (3) hours per piece of equipment used at NASCAR races, the Annual Fair, and Dolphin games, in exchange for free equipment storage on the premises.

Collection of Fees and Payment to Employees:

The department shall be responsible for providing permittees with information as to the current applicable fringe benefit rates and other charges, and for collecting all monies due from the permittee in accordance with departmental procedures. Accounts thirty (30) days in arrears may be subject to finance charges up to the maximum legal rate. In no instance shall the employee(s) performing the service be required to receive or required to assist in the collection of any monies due to the department from the permittee. ~~Personnel~~ Employees performing off-duty services shall be fully compensated in the pay period during which the off-duty services were provided, or in the immediately following paycheck, or in the case of large events, as soon as payment can be processed. Permittee may be required to leave a deposit of up to 100 percent ~~%~~ of the projected cost of the service.

This Implementing Order is hereby submitted to the Board of County Commissioners of Miami-Dade County, Florida.

Approved by the County Attorney as
to form and legal sufficiency_____

I.O. No.: 4-111
Adopted: 9/28/2~~1~~2
Effective: 10/1/2~~1~~2

MIAMI-DADE COUNTY
IMPLEMENTING ORDER

FEE SCHEDULE FOR REGULATORY AND ECONOMIC RESOURCES
(PLANNING, ZONING, AND PLATTING SERVICES)

AUTHORITY:
Ordinance No. 76-60; the Miami-Dade County Home Rule Charter including, among others, Sections 1.01 and 2.02A; Sections, 2-113, 2-114.1, 2-114.2, 2-114.3, 2-114.4, 2-116.1, 8-5, 33-285, 33-303.1, 33E-15, 33G-6, 33H-16, 33I-13, 33J-14, 33K-14, and Chapters 16A, 18A and 28 of the Code of Miami-Dade County.

SUPERSEDES:
This Implementing Order (IO) supersedes IO 4-111, ordered September ~~19~~28, 2021~~19~~ and effective October 1, 20~~19~~21.

POLICY:
A schedule of fees covering the cost of providing planning, zoning, and platting services shall be established and no application, permit, certificate or receipt shall be issued until the appropriate fee is paid. Additionally, no special study shall be prepared until a memorandum of agreement has been entered into or payment made.

PROCEDURE:
The responsibility for this Implementing Order is assigned to the Director of the Department of Regulatory and Economic Resources, who shall be responsible for the collection of fees and the delivery of required services pursuant to Chapters 8, 16A, 28 and 33 and Section 2-104 of the Code of Miami-Dade County. Each two years or earlier, if need be, the Director shall review all fees in terms of their cost and recommend necessary changes to the County Mayor.

FEE SCHEDULE:
The fee schedule amended by this Implementing Order has been presented and is considered a part hereof. In accordance with Section 2-3 of the Code of Miami-Dade County, this amended official Fee Schedule is also filed with the Clerk of the Board of County Commissioners. Fees which are charged by the planning, zoning, and platting services shall be the same as those listed in the Official Fee Schedule on file with the Clerk of the County Commission.

This Implementing Order is hereby submitted to the Board of County Commissioners of Miami-Dade County, Florida.

Approved by the County Attorney as
to form and legal sufficiency _____

Planning, Zoning, and Platting Services
Fee Schedule

TABLE OF CONTENTS

I. GENERAL INFORMATION
A. Concurrency Review....1
B. Impact Fees....1
C. Preparation of Certified Records for Court Appeal....1
D. Copies of Departmental Records, Verification of Documents and Research of Plans (expanded)....1
E. Fees Based on Estimated Cost-Documentation Requirements....1
F. Publications....1-2
G. Late Payment Charges of Unpaid Amounts Due to Planning and Zoning....2
H. RER Surcharge....2
I. Images Online....2
J. Conversion of Documents to Images (Scanning)....2
K. Permit Renewals....2
L. Notices for Zoning Applications....3
M. Special Projects....3

II. REQUESTS FOR WRITTEN ADVISORIES OF COMPREHENSIVE DEVELOPMENT MASTER PLAN (CDMP) CONSISTENCY (OTHER THAN FOR DEVELOPMENT/SERVICES CONCURRENCY DETERMINATION)
A. Interpretation/Explanation of CDMP Provisions, Including Adopted Land User Plan (LUP) Map and Interpretation of LUP Map Text Consistency Determinations Relative to a Specific Location....3
B. Interpretation/Explanation of Adopted Components Goals, Objective, and Other Text Not Related to a Specific Location....3

III. APPLICATION TO AMEND THE CDMP
A. Land Use Element....4-5
B. Traffic Circulation Sub-Element....5
C. Mass Transit Sub-Element....5
D. Port, Aviation, and Port of Miami Sub-Element....5
E. Capital Improvements Elements (CIE)....5
F. All Elements (including A-E above)....5-6

IV. PREPARATION OF SPECIAL PROJECTS, STUDIES, REPORTS, OR PROVISION OF DATA
A. Graphics Services....6
B. Non-Graphics Services....7
C. Computer Reports or Data....7

V. CERTIFICATES OF USE (C.U.) AND TEMPORARY CERTIFICATE OF USE (T.C.U.)
A. Residential....7
B. Business, Wholesale, and Retail....7-8
C. Industrial....8
D. Unusual Uses, Special Permits, Business and Industrial Use Variances....8
E. Agricultural....8
F. Trailer Use Certificates....8-9
G. Maximum Fee....9
H. Change of Use, Business Ownership, or Name....9
I. Refunds....9
J. Occupancy without a CU....9
K. Failure to Renew CU, Temporary Certificate of Use (TCU), or Temporary CU....9
L. CU and TCU, Inspection Fee....9
M. CU Re-Inspection Fee....9
N. Alcohol Fees and Renewal Fees....9-10
O. Certification of Residence....10

VI. ZONING APPLICATION FEES
A. Public Hearing Administrative Modifications and Reformations....10-11
B. Non-Use Variance Administrative Site Development Option (ASDO) Public Hearings (Residential/One Lot)....11
C. Unusual Use-Mobile Home as a Watchman's Quarters....12
D. Public Hearings for Private Schools, Houses of Worship, etc....12
E. Unusual Use-Lake Excavation....12
F. Non-Use Variance Signs....12

Planning, Zoning, and Platting Services
Fee Schedule

G. Revisions to Public Hearings Plans 12
H. Revisions of Legal Description....12
I. Appeals of CZAB Decisions....12
J. Entrance Feature Application Fees....12
K. Appeals of Entrance Feature Decisions....13
L. Administrative Adjustment Application Fees 13
M. Appeals of Administrative Adjustment Decisions 13
N. Appeals of Administrative Decisions of Director and Amendments to Zoning Regulations....13
O. Appeals of Administrative Decisions of the Executive Council....13
P. Severable Use Rights 13
Q. Administrative Site Plan Review Fee (Residential) 14
R. Administrative Site Plan Review Fee (Commercial)....14
S. Administrative Lake Plan Review Fee 14
T. Class I Permits....14
U. Class IV Permits 14
V. Other Processing and Research Fees....15
W. Governmental Facilities 15
X. Shoreline Applications 15-16
Y. Substantial Compliance Determination....16
Z. Zoning Kit and Subscriptions 16
AA. Zoning Logbook and Agenda Subscriptions 16
BB. Hearing Tapes 16
CC. Re-Advertisement and Re-Notification for Deferred or Remanded Hearing Applications 16

VII. DEVELOPMENTAL IMPACT COMMITTEE LARGE SCALE APPLICATIONS....16-17

VIII. VESTED RIGHTS/TAKINGS FEES
A. Section 2-114.1 – Miami-Dade County Code – Vested Rights/Taking-Base Fee 18
B. Vested Rights/Takings – Size of Application....18

IX. EXTENSION OF CAPACITY RESERVATION 18

X. APPEALS OF PLAT COMMITTEE DECISIONS....18

XI. APPEALS OF IMPACT FEE ASSESSMENTS 18

XII. ADJUSTMENT OF LANDSCAPING REQUIREMENTS APPLICATION FEES....18

XIII. LAKES AND LANDFILLS 18

XIV. ZONING PLANS PROCESSING FEES
A. Initial Landscape Fee....19
B. Re-Work Fees....19
C. Revised Landscaping Plans Fee 19

XV. ZONING REVIEW FEE ASSOCIATION WITH BUILDING PROCESS
A. Revised Plans Fee....19
B. Up-Front Processing Fee....19
C. Minimum Fee for Building Permit....19
D. Refunds 19-20
E. New Building or Additions....20-21
F. New Construction Other Than as Specified Herein 21
G. Alterations and Repairs to Building and Other Structures (Except Group 1)....21
H. Moving Buildings for Other Structures 21
I. Slabs....21
J. Fences and/or Walls 21
K. Swimming Pools, Spas, and Hot Tubs....21
L. Temporary Platforms and Temporary Bleachers to be Used for Public Assembly....22
M. Screen Enclosures, Canopies, and Awnings 22
N. Sign Permit Fees 22
O. Tie Down....22
P. Satellite Dish....22

Planning, Zoning, and Platting Services
Fee Schedule

Q. Ornamental Iron 22
R. Signs & Architectural Features (Indoor Neons) 22

XVI. ZONING INSPECTION FEES
A. Inspection Fee 23
B. Inspections Requiring Overtime 23

XVII. CHAPTER 163 DEVELOPMENT AGREEMENTS 23

XVIII. FEE FOR MONITORING DEVELOPMENT OF REGIONAL IMPACT AND OTHER MAJOR PROJECTS 23

XIX. HISTORIC PRESERVATION FEES
A. Certificate of Appropriateness (COA) 23
B. Certificate to Dig (CTD) Approval Letter 23
C. Ad Valorem Tax Abatement Application 23-24
D. Deferment or Continuance of Hearing After the Legal Ad has been Placed 24
E. Appeal to County Commission 24
F. Code Violation 24

XX. PLATTING FEES
A. Tentative Plat 24
B. Waiver of Plat 24-25
C. Waiver of Subdivision Code Requirements 25
D. Paving and Drainage 25
E. Final Plat 25-26
F. Platting and Traffic Section Zoning Application Review Fee 26
G. Decorative Wall and Entrance Feature Review 26
H. Bonding 26
I. Research 26

XXI. PUBLIC WORKS FEES
A. Public Works Construction 26-27
B. Private Property 27-28
C. Other Fees 28

Planning, Zoning, and Platting Services
Fee Schedule

The following schedule details the charges and fees associated with planning and zoning services:

I. GENERAL INFORMATION

A. CONCURRENCY REVIEW

Concurrency Information Letters: Fees for Concurrency Information Letters shall be as follows to cover the cost of preparing informational letters.

Minor Letter: $100.00
These require routine to moderate research and analysis, standard preparation and processing time.

Major Letter: $200.00
These require extraordinary research and analysis, and/or special preparation and handling.

B. IMPACT FEES

Impact Fees are assessed on certain building permits, including re-application on expired permits (contact the Impact Fee Section for details on these fees.)

C. PREPARATION OF CERTIFIED RECORDS FOR COURT APPEALS

For the purpose of court appeals, wherein the Director is requested to make available the records upon which the decision of the Board of County Commissioners or Community Zoning Appeals Board or other administrative board is based, there shall be paid for the preparation of a certified copy of the records, a fee of $403.64, to be paid at the time of request.

D. COPIES OF DEPARTMENTAL RECORDS, VERIFICATION OF DOCUMENTS AND RESEARCH OF PLANS (EXPANDED)

	Fee
Plan reproduction from microfilm or document larger than 14 inches by 8 ½ inches per sheet	$7.34
Reproduced records – per page (also refer to pg. 13, other Processing Fees)	.20
Double sided copy – per page	.26
Certified copies in addition to photocopy – per page	1.29
Official cop of CU record	12.88
Verification of legal description on documents prepared for recordation	12.88
Digital Maps, scanned images	36.70
Minimum	9.18
Special Map requests	77.25
Notary public service – per document	1.29
Minimum	.32
Research and ordering plans	7.34

E. FEES BASED ON ESTIMATED COST – DOCUMENTATION REQUIREMENTS

The Department may require the permit applicant to submit appropriate documentation as proof of estimated cost of construction used to compute permit fees.

F. PUBLICATIONS

The Department gathers and analyzes data about land use and population patterns within Miami-Dade County. These publications are available as priced, plus postage and handling if mailed in the United States. The Department also publishes other documents related to the maintenance and update of the CDMP, including the continuing amendment cycles, and other specialized reports and documents.

Research Planning:

Planning Research Reports (digital, copy/page amount for hard copies)	Fee
$80.00 Subscription per year	$8.00 per report

Planning, Zoning, and Platting Services
Fee Schedule

Land Use Map of Miami-Dade County	65.00
Zoning Map of Miami-Dade County	65.00
25” x 36” Maps (from Map Library)	27.00
Special Request Zoning Section Map	87.00
Information Maps (25” x 36” or larger)	60.00
Special Request/Study – hourly rate + fringe, minimum $50.00	
Special request for a map (plot) – cost by size + hourly rate + fringe	

G. LATE PAYMENT CHARGES ON UNPAID AMOUNTS DUE TO PLANNING AND ZONING

Billings covered by contracts, agreements, or other formal arrangements for services rendered by the department are due within 45 days from the date of the invoice. Full payment of the account balance must be received by the past due date set forth on the invoice. A monthly late payment charge will be assessed on any outstanding balance at the rate of 10% thereafter, until payment is received in full.

H. RER SURCHARGE

An RER surcharge of seven and one half (7.5%) percent on all CDMP fees, Zoning fees, and Platting fees listed in this Fee Schedule to fund the operation of divisions of RER that provide supporting functions for the paid activity except for Historical Preservation fees listed in Section XIX and Bonding fees listed in Section XX.

I. IMAGES – ON LINE

The department provides imaged records on line relating to land use files and are available using the established fees.

	Fee
Smaller Zoning Applications Process	$25.75
Larger Zoning Applications Process	77.25

J. Conversion of Documents to Images (scanning) – Charge per Page

	Fee
Letter Size	$0.26
Legal Size	0.30
E-Size	1.02

K. PERMIT RENEWALS

All permits for renewals shall be assessed a fee of 50% of the original permit fee (except where the minimum permit fee was assessed) if permit is renewed within 6 months of its expiration. If the permit is renewed more than 6 months after its expiration, then 100% of the original fee shall be assessed. In no event shall the fee be less than the minimum fee listed for that permit.

Planning, Zoning, and Platting Services
Fee Schedule

L. NOTICES FOR ZONING APPLICATIONS

For public hearing and other notices that are mailed out by RER, a fee of $0.73 cents per notice shall be assessed. These fees shall be assessed for each occasion on which notices are mailed

M. SPECIAL PROJECTS

The Director, or designee, has the authority to invoice for project costs associated with special projects or services not contemplated in the current fee structure. The invoice shall consists of estimated labor costs, including any and all estimated fringe benefit costs, and any estimated indirect labor costs, as determined by the Department's Finance Section on a yearly basis. The invoice shall also include any expenses incurred by the Department on behalf of the special project or an applicant that are not related to the aforementioned labor and indirect labor costs, such as, but not limited to, legal or publication notices or the acquisition of materials. At the end of the project, based on the reconciliation of actual costs to estimated costs, a refund will be issued when estimated costs are greater than actual costs or an invoice will be issued when estimated costs are less than actual costs.

II. REQUESTS FOR WRITTEN ADVISORIES OF COMPREHENSIVE DEVELOPMENT MASTER PLAN (CDMP) CONSISTENCY (OTHER THAN FOR DEVELOPMENT/SERVICES CONCURRENCY DETERMINATION)

For special written advisory letters/memoranda regarding the relationship of a particular parcel or the consistency of a proposed development action to the provisions of the Comprehensive Development Master Plan (CDMP) that are requested pursuant to Section 2-113 of the Code of Miami-Dade County and apart from regular development order approval processes, the requesting party shall pay the following charges:

A. INTERPRETATION/EXPLANATION OF CDMP PROVISIONS, INCLUDING ADOPTED LAND USE PLAN (LUP) MAP AND INTERPRETATION OF LUP MAP TEXT CONSISTENCY DETERMINATIONS RELATIVE TO A SPECIFIC LOCATION

Size of Parcel of Proposed Development (gross acres)	Basic Fee	Expedite Fee
Under 1.0 acre	$440	$880
1.0 acres – 5.0 acres	880	1,760
5.1 acres – 20.0 acres	1,320	2,640
20.1 acres and over	1,760	3,520

Requests involving research of multiple parcels in a large-scale development shall be charged in accordance with item IV B, herein.

B. INTERPRETATION/EXPLANATION OF ADOPTED COMPONENTS GOALS, OBJECTIVES AND OTHER TEXT NOT RELATED TO A SPECIFIC LOCATION

	Basic Fee	Expedite Fee
Each issue/question not related to Level of Service (LOS) Standards	$440	$880
Each issue/question related to LOS Standards	440	880

The Director or their designee, may condition such advisories on the information made available by the requesting party or defer to more complete development order review procedures. The conditional nature of all special advisories shall be addressed in the document.

III. APPLICATIONS TO AMEND THE CDMP

For CDMP applications that have been inactive for a period exceeding two years, the applicant shall pay an additional fee in an amount equivalent to 50 percent of the original to cover the costs of additional review

and analysis. For CDMP applications to be processed under the expedited review processes provided in the County Code, there shall be a multiplier of 2.5 for any of the fees provided herein.

A. Land Use Element

1. LUP Map (except for Roadway and Transit changes which are covered in B), Agricultural Subarea 1 Map, Open Land Subareas Map, and Environmental Protection Subareas Map, which applications are requested for processing during regular semi-annual CDMP amendment cycles:

	Basic Fee	Expedite Fee
a) Regional Urban Center	$109,440	$273,600
b) Metropolitan Urban Center	85,500	213,875
c) Community Urban Center	54,720	136,800
d) Other		
Size of Area (gross acres) **Subject to Application**		
Up to 5.0	11,400	28,500
5.1 – 10.0	21,660	54,150
10.1 – 20.0	42,750	106,875
20.1 – 40.0	64,410	161,025
40.1 – 80.0	85,500	213,750
80.1 – 160.0	102,600	256,500
160.1 – 320.0	119,700	299,250
320.1 – 480.0	136,800	342,000
480.1 – 640.0	153,900	384,750
640.1 – 800.0	171,000	427,500
800.1 – 960.0	188,100	470,250
960.1 – 1120.0	205,200	513,000
1120.1 – 1280.0	222,300	550,750
1280.1 and above	171/acre	427.5/acre

e) The fee for any application requesting amendment to the LUP Map which includes a request to expand the Urban Development Boundary (UDB) or to redesignate to an urban land use outside the UDB shall be increased by 1) twenty-five (25%) percent of the amount indicated above in III.A.1.(d) for all applications up to eighty (80) acres in size, or 2) fifteen (15%) percent of the amount indicated above in III.A.1.(d) for applications larger than eighty (80) acres.

f) Application requesting amendment to the LUP Map to increase the currently planned residential density on land inside the UDB shall receive a reduction of the fee amount of 1) twenty-five (25%) percent of the amount indicated above in III.A.1.(d) for each application up to eighty (80) acres in size, or 2) fifteen (15%) percent of the amount indicated in III.A.1.(d) if the application area is larger than eighty (80) acres.

g) Applications requesting amendments to an Urban Expansion Area (UEA) boundary without amendment to the underlying future land use shall be charged 30 percent of the rate established in paragraph III.A.1.(d), above, but not less than $10,000.

h) Applications requesting amendment to the LUP Map for processing concurrently with an application to approve or amend a Development of Regional Impact (DRI) development order pursuant to Sec. 2-116.1(5)(a), Code of Miami-Dade County, Florida, shall be charged $91,200 if 640 acres or smaller, or if a request for Urban Center; if 640.1 acres or larger, such applications shall be charged 65 percent of the fee amount for the applicable parcel size listed in foregoing paragraph III.A.1.(a) through (g).

	Basic Fee	Expedite Fee
2. Revision of the LUP Map Text	$17,100	$42,750

Planning, Zoning, and Platting Services
Fee Schedule

	Each issue-proposal (per paragraph)		
3.	Environmental/Historical or other Map Each issue/item including associated text	17,100	42,750
4.	Covenant revisions and other changes amending land uses relating to specific land parcels	Two-thirds rate of III(A)(1)(d) above	

B. Traffic Circulation Sub-Element

		Basic Fee	Expedite Fee
1.	Planning Future Roadway Network Map Per road lane-mile	$17,100	$42,750
2.	Roadway Functional Classification Map Per road-mile (existing or future)	17,100	42,750
3.	Limited Access Facilities Map per road-mile or interchange	17,100	42,750
4.	Other Map Per Mile	11,400	28,500

C. Mass Transit Sub-Element

		Basic Fee	Expedite Fee
1.	Future Mass Transit System Maps per linear mile of service area, corridor, or alignment	$17,100	$42,750
2.	Major Traffic Generators and Attractor – Each major traffic generator	17,100	42,750

D. Port, Aviation, and Port of Miami Sub-Elements

		Basic Fee	Expedite Fee
1.	Major Aviation Facilities – Future Improvements Map Each Facility	$17,100	$42,750
2.	Aviation Facility Improvements – Each Improvement project line item	17,100	42,750
3.	Port of Miami River – Future Land Use Map	(Same as LUP Map III.A.1)	
4.	Port of Miami 5 year or 10 year Plan map	17,100	42,750

E. Traffic Circulation Sub-Element

		Basic Fee	Expedite Fee
1.	Each proposed project line item	$17,100	$42,750
2.	Urban Infill or Concurrency Exception Area Maps	51.300	128,250

F. All Elements (including A-E above)

		Basic Fee	Expedite Fee
1.	Each Level of Service (LOS) Standard or DRI Threshold (F.S. 380) – addressing goal, objective, policy, or map	$51,300	$128,250
2.	Each Non LOS Standard – addressing goal, objective or policy	17,100	42,750
3.	Each monitoring measures item	10,260	25,650
4.	Each other text change proposal item (up to 5 sentences)	17,100	42,750

5.	Each other map change proposal or item	17,100	42,750
6.	One or more non-LUP Map amendment proposals requested for processing concurrently with an application to approve or amend a DRI development order pursuant to Sec. 2-116.1(5)(a), Code of Miami-Dade County, Florida. This fee shall be charged only when a LUP Map Amendment is not requested, and a fee is not charged, pursuant to par. III.A.1, above.	34,200	85,500

All above fees include any corresponding changes to other Plan Elements, or components thereof, required for internal consistency

In the event that the applicant withdraws the application for amendment prior to the deadline established in Section 2-116.1(8), Code of Miami-Dade County, amendment fees paid shall be refunded.

In the event that the Board of County Commissioners fails to approve transmittal of a non-small scale amendment application to the State Land Planning Agency per Sec. 2.116.1(3)(g) of the Code of Miami-Dade County, or the applicant withdraws the application or any portion thereof after the full refund deadline referenced above, but prior to transmittal action by the Board of County Commissioners, 1) twenty-five (25%) percent of the department's CDMP amendment fees paid shall be refunded.

The applicant shall not be authorized, subsequent to the "transmittal" hearing held by the Board of County Commissioners, to receive any refund of application fees.

County proprietary departments shall pay required fees at the time of application except that (a) during a regular annual update to the CIE, a single fee of $11,400 shall be charged to the department for one or more changes to a Schedule of Improvements table; (b) fees shall not be charged to such departments for a major Element update to implement an Evaluation and Appraisal Report (EAR); and (c) the fee for a major update or revision to a Plan Element required by a proprietary department at a time other than during an EAR-based CDMP amendment cycle shall be $57,000 paid at the time of application filing, with any costs incurred by the Department in excess of the initial filing fee to be paid by the applicable department.

If an application is transferred to the next CDMP amendment cycle following publication of the Department's initial recommendations on the application, the applicant shall be required to furnish an additional fee to process the application in the new cycle. Such fee shall be in an amount equal to twenty-five percent (25%) of the original application fee, in addition to the cost of any public notices incurred by the Department for the application in the cycle from which the application is transferred. Such payment shall be .provided prior to the end of the filing period of the cycle to which the application has been transferred. If payment is not received, the application shall be deemed withdrawn.

IV. PREPARATION OF SPECIAL PROJECTS, STUDIES, REPORTS, OR PROVISION OF DATA

For special studies, reports or file research requested by non-Miami-Dade County entities that are not prepared as part of the Department’s regular work program of the requesting entity shall pay the following charges:

A. Graphics Services

1. Actual salary costs of personnel involved in providing services in effect at time of activity, and
2. Graphics materials used at estimated cost (unless supplied by entity requesting services); and
3. Department overhead operating costs equal to 1.0 times personnel's salary costs identified in 1, above.

Planning, Zoning, and Platting Services
Fee Schedule

B. Non-Graphics Services

1. Actual salary of personnel providing services in effect at time of activity, and

2. Department personnel support and overhead operating costs equal to 1.0 times personnel's salary costs identified in IV.B.1., above.

The Director or his or her designee, is authorized to administer these professional service charges through letters of agreement with non-County entities requesting such services.

C. Computer Reports or Data

Online subscription of Municipal Zoning records shall be charged a fee of $1,000.00.

V. CERTIFICATE OF USE (C.U.) AND TEMPORARY CERTIFICATE OF USE (T.C.U.)

The following original fees shall be paid for all uses. The indicated renewal fee applies to those uses, which are required to be renewed annually by Code or by Resolution. All non-renewable uses are issued permanent use certificates which shall remain valid for an unlimited time, unless revoked for cause, or abandoned, provided there is no change of use, ownership, or name, or that there is no enlargement, alteration or addition in the use or structure. The total C.U. or T.C.U. fee shall be assessed and collected at the time of filing an application. The C.U. or T.C.U. are non-refundable.

A. RESIDENTIAL

Apartments, hotels, motor hotels and all multiple family uses per building	Fee	Renewal Fee
4 – 50 units	$85.13	
51 – 100 units	101.28	
101 – 200 units	115.96	
201 or more units	132.10	
Private school, charter schools, day nursey, Convalescent and nursing home, hospital, Assisted Congregate Living Facilities (ACLF) and developmentally disabled home care	139.44	73.39
Home office	36.70	22.02
Vacation Rental (not inclusive of applicable inspection fees)	36.70	36.70
Residential sale display of vehicle/watercraft	36.70	
Placement of temporary mini-storage unit	36.70	

B. BUSINESS, WHOLESALE AND RETAIL

All uses, except the following:	Fee	Renewal Fee
Per sq. ft. of business area	0.04	
Minimum	139.44	80.73

Planning, Zoning, and Platting Services
Fee Schedule

Automobile, recreational vehicle, boat, truck, etc., rental or sales from open lot or combination open lot and building	139.44	
Change of owner of restaurant liquor/beer/wine in conjunction with restaurants, grocery stores, etc.	139.44	80.73

C. INDUSTRIAL

All uses, except the following:	Fee	Renewal Fee
Per sq. ft. of business area	0.04	
Minimum	139.44	80.73
Automobile, used parts yard, commercial incinerators, junkyards, slaughterhouses, bulk storage of petroleum products, trailer parks, tourist camps, utility plants of 30,000 sq. ft. or less	647.28	234.84
Automobile used parts yard, commercial incinerators, junkyards, slaughterhouses, bulk storage of petroleum products, trailers parks, tourist camps, utility plants over 30,000 sq. ft.	924.68	342.12

D. UNUSUAL USES, SPECIAL PERMITS, INDUSTRIAL

All uses, except the following:	324.38	246.58
Churches	139.44	73.39
Airports, racetracks, stadiums	647.28	234.84
Cabaret, nightclub, liquor package store	428.58	388.96
Rock quarries, lake excavation and/or filling thereof Minimum	509.31	246.58
Circus or carnival (per week) and special events	271.54	271.54
Open lot uses	193.74	154.12
Lot clearing, sub-soil preparation	161.45	146.78

E. AGRICULTURAL

	Fee	Renewal Fee
All uses, except as otherwise listed herein	193.74	183.47

F. TRAILER USE CERTIFICATES

Covers administrative and initial field inspection cost for all types of construction site field offices. Fee also covers cost of site plan review.

	Fee	Renewal Fee
1) Mobile homes approved for temporary use during construction of a residence (Section 33-168, Code of Miami-Dade County)	264.20	264.20

2)	Mobile homes or modular units approved for commercial purposes or development projects, including watchman's quarters and temporary sales offices	540.13	513.71
3)	Construction field offices	183.47	183.47
4)	Cash escrow processing fee	146.78	
5)	Mobile home tag discount	36.70	
6)	Cash escrow processing (balloons)	73.39	
7)	Cash escrow (demo)	293.55	

G. MAXIMUM FEE

	Fee
The maximum fee for a CU provided no violation exists at the time of the CU	$924.68

H. CHANGE OF USE, BUSINESS OWNERSHIP, OR NAME

When there is a change of use, business ownership, or name, the fee shall be the original fee listed for the use proposed.

I. REFUNDS

No refunds shall be made of fees paid for use permits. In case of error, adjustments may be made by the Director.

J. OCCUPANCY WITHOUT A CU

	Fee
Certificate of use violation fee	$231.90 Plus a double CU fee

K. FAILURE TO RENEW CU(s) or Temporary Certificate of Use TCU(s) not renewed on or before the renewal or expiration date will be assessed a $220.16 violation fee plus a double CU or TCU TCC fee.

L. CU AND TCU, INSPECTION FEE

When an inspection is necessary regarding the issuance of a CU or TCU, an inspection fee of $86.97 shall be charged for each inspector who is required to make a field inspection. This fee will be required regardless of the length of time the TCU is needed.

M. CU AND TCU RE-INSPECTION FEE

When extra inspection trips are necessary, a fee of $86.97 for each inspector who must return shall be charged.

N. ALCOHOL FEES AND RENEWAL FEES

	Fee
Bar/Lounge	$80.73
Liquor Package Store, Cabaret night club (Refer to C011)	388.96

Restaurant with Liquor and/or Beer and Wine	80.73
Other Alcoholic Beverage uses not listed	80.73
Outdoor Patio	234.84
Private Club: Liquor and/or Beer and Wine	234.84
Restaurant and Lounge/Bar	161.45

O. CERTIFICATION OF RESIDENCE

Ordinance No. 08-133 applies to all residential properties in unincorporated Miami-Dade County acquired through a Certificate of Title (Foreclosures and Judgments). The Ordinance requires the title holders of foreclosed properties obtain a Certificate of Use (CU) prior to offering the property for sale, transfer or alienation.

	Fee
Single family homes, condominiums, townhouses, and duplexes	$309.00
Upfront fee assessed at the time of filing an application	257.50
The fee is non-refundable, but shall be credited toward the final resubmittal	51.50

VI. ZONING APPLICATION FEES

All application fees shall be paid in total, at the time of filing of the application, and no total fee shall be credited or refunded except when adjustment is warranted or deemed necessary due to departmental error. A refund of fifty percent (50%) of an original application fee may be refunded upon the withdrawal of an application when the written request for withdrawal is received within 60 days of the date of application. In no event, however, shall an appellant of a Community Zoning Appeals Board decision be entitled to a refund of the appeal fee.

	Fee
Extension fee for expiring applications (request submitted prior to expiration)	$150.00
Pre-Application fee (Urban Centers and Development Impact Committee projects)	500.00
Pre-Application fee (all other projects)	250.00

In addition to the zoning fees set forth below, the costs of mailing any required notices shall be assessed as provided in Section I.L. of this Implementing Order.

A. PUBLIC HEARING, ADMINISTRATIVE MODIFICATIONS AND REFORMATIONS FEES:

Except as otherwise provided in B. through F. below, for every application for a zoning change, or other zoning application, where a public hearing is required to be held and for every application where notices and advertisement are required, there shall be paid for the processing of each and every application, a minimum fee of 1,100.81 (expedite: 1,651.22) or 2,201.63 (expedite: 3,302.45) if the application is the result of a violation, provided; however, that for every zoning application processed concurrently with an expedited CDMP amendment, the minimum fee shall be 2,000.81 or 3,101.63 if the application is the result of a violation. The exact amount of each and every public hearing application fee is established by the addition of the following fees:

Fee

Planning, Zoning, and Platting Services
Fee Schedule

Zone Change to AU/GU/RU1/RU2/RUIZ/EU/RU-IM (a)/RU-IM (b)	$1,467.75
Zone Change to RUTH/MULTI-FAM/PAD	2,201.63
Zone Change to RU-5/RU-5A/OPD	2,935.50
Zone Change to BU/Urban Center District/CD	4,403.25
Zone Change to IU	3,669.38
Use Variance-AU/GU/RU-1/RU-2/RUIZ/EU	2,201.63
Use Variance-RUTH/MULTI-FAM/PAD	3,669.38
Use Variance-RU-5/RU5A-OPD	5,137.13
Use Variance-BU	5,137.13
Use Variance-IU	4,403.25
Non-Use Variance or Administrative Site Development Option (Residential)	733.38
Non-Use Variance or Administrative Site Development Option (Commercial, Industrial, Office)	1,467.75
Special Exception	2,935.50
Modify/Delete	1,467.75
Unusual Use	2,935.50
Scheduling meeting not previously on the annual calendar for zoning application processes in connection with an expedited CDMP amendment	700.00
1) Residential:	
Site Plan Review (expedite)	1,467.75 2,201.63
Size of property: per 10 acres or portion thereof	733.88
Number of Units: per 15 units or portion thereof	366.94
2) Commercial and Mixed Use	
Site Plan Review (expedite)	2,201.63 3,302.45
Size of property: per 10 acres or portion thereof	880.65
Size of Building (non-residential): per 5,000 sq. ft. or portion thereof	293.55
Number of Residential Units (if applicable) per 15 units or portion thereof	366.94

B. NON-USE VARIANCE or ADMINISTRATIVE SITE DEVELOPMENT OPTION (ASDO) PUBLIC HEARINGS (RESIDENTIAL/ONE LOT)

For every application for a non-use variance or ASDO for the new construction of, or addition to, a single family residence (one lot maximum) or duplex (one lot maximum), there shall be paid a fee of $1,614.53 (expedite: 2,421.80) or $1,908.08 (expedite: 2,862.12) if the application is the result of a violation.

Planning, Zoning, and Platting Services
Fee Schedule

C. UNUSUAL USE – MOBILE HOME AS A WATCHMAN'S QUARTERS

For every application for an unusual use for a trailer as a watchman's quarters, there shall be paid a fee of $1,614.53 ($1,908.08 if the application is the result of a violation).

D. PUBLIC HEARINGS FOR PRIVATE SCHOOLS, HOUSES OF WORSHIP, ACLF, NURSING HOMES, AND CONVALESCENT HOMES

For every public hearing application for the above uses, there shall be paid a fee of $2,935.50 ($3,669.38 if the application is a result of a violation).

E. UNUSUAL USE – LAKE EXCAVATION

For every application for an unusual use for a lake excavation, there shall be paid a minimum of $733.88 ($1,078.80 if the application is the result of a violation). The exact amount of each and every lake excavation public hearing fee is established by the addition of the following fees:

	Fee
Site Plan Review	$1,100.81
10 acres or portion thereof of water surface area	308.23

F. NON-USE VARIANCE SIGNS

For every application for a non-use variance for the installation of a sign(s), there shall be paid a fee of $2,201.63 ($2,935.50 if the application is the result of a violation).

G. REVISIONS TO PUBLIC HEARING PLANS, ADMINISTRATIVE MODIFICATION, AND REFORMATIONS

Submittal of the first revised plan will be processed at no additional cost to the applicant. Subsequent revisions will be processed at an additional charge of $880.65 (or $1,174.20 if submitted 30 days or less prior to hearing) per revised plan and shall be paid in total at the time of submittal.

H. REVISIONS OF LEGAL DESCRIPTION

	Fee
Rework of a legal description as a result of revisions, corrections, inconsistencies and/or missing items.	$60.00

I. APPEALS OF COMMUNITY ZONING APPEALS BOARD DECISIONS

For every application for an appeal of a decision of the Community Zoning Appeals Board to the Board of County Commissioners, there shall be paid for the processing of each and every application, a fee of $1,100.81, to be paid at the time of application. Site plan modifications, where permitted, to appeal requests will be processed at an additional cost of $880.65 (or $1,174.20 if submitted 30 days or less prior to hearing) per revised plan.

J. ENTRANCE FEATURE APPLICATION FEES

For every administrative application for an entrance feature, there shall be paid for the processing of each and every application, a fee of $733.88 (or $1,467.75 if the application is the result of a violation). All such fees shall be paid, in total, at the time of the filing of the application, and no fee shall be credited or refunded. First plan revision will be processed at no charge; subsequent revisions will be processed at $321.88 each.

Planning, Zoning, and Platting Services
Fee Schedule

K. APPEALS OF ENTRANCE FEATURE DECISIONS

For every application for an appeal of an entrance feature decision by the Miami-Dade County Plat Committee to the Community Zoning Appeals Board by an aggrieved property owner in the area, there shall be paid for processing of each and every application, a fee of $513.71, to be paid at the time of application. Pursuant to the provisions of Section 33-311I(2), an appeal by an aggrieved applicant shall be by the filing of a de novo application for public hearing before the Community Zoning Appeals Board, with the fee to be paid subject to the public hearing application fee provisions herein.

L. ADMINISTRATIVE ADJUSTMENT APPLICATION FEES

	Fee
Administrative Adjustment fee	$770.00
For any application where a notice of violation has been issued, an additional fee of $293.55 shall be assessed.	
Administrative Adjustment Advertisement Fee (publication of general distribution)	54.00
Administrative Adjustment Rework Fee for Each Resubmission (first resubmission at no charge)	250.00

M. APPEALS OF ADMINISTRATIVE ADJUSTMENT DECISIONS

For every application for an appeal of an administrative adjustment decision to the Community Zoning Appeals Board by any aggrieved property owner in the area, there shall be paid for the processing of each and every application, a fee of $836.35, to be paid at the time of application. Pursuant to the provisions of Section 33-311I(2), an appeal by an aggrieved applicant shall be by the filing of a de novo application for a public hearing before the Community Zoning Appeals Board, with the fee to be paid subject to the public hearing application fee provisions herein.

N. APPEALS OF ADMINISTRATIVE DECISIONS OF DIRECTOR AND AMENDMENTS TO ZONING REGULATIONS

For every application, except for appeals of the issuance of a rock mining certificate of use pursuant to Article XI, Chapter 33, of the Miami-Dade County Code, for an appeal of Director's Administrative Decision relative to matters by any aggrieved property owner in the area concerned, or by any aggrieved applicant, or for any application for zoning hearing to the zoning regulations, there shall be paid for the processing of each and every application, a fee of $1,100.81, to be paid at the time of application. For any appeal of a decision of the Director in connection with the issuance of a rock mining certificate of use pursuant to the Rock mining Overlay Zoning Area in Chapter 33, of the Code of Miami-Dade County (ROZA overlay), the fees associated with such appeal shall be waived.

O. APPEALS OF ADMINISTRATIVE DECISIONS OF THE EXECUTIVE COUNCIL

For every application for an appeal of the Miami-Dade County Executive Council's (Development Impact Fee Committee) Administrative Decision by any aggrieved property owner in the area concerned, or by any aggrieved applicant, the appellant shall pay for the processing of each and every application, a fee of $513.71, to be paid at the time of application.

P. SEVERABLE USE RIGHTS

	Fee
Application fee for use of severable use rights as provided by ordinance	

(1) Basic application fee per bonus development "receiver" site $733.88

Q. ADMINISTRATIVE SITE PLAN REVIEW FEE (RESIDENTIAL)

For every application for an administrative review of site plans for residential use where such site plans do not require approval at a public hearing, there shall be paid for the processing of each and every application, a minimum fee of $1,467.75 (expedite: 2,201.63).

The exact amount of each and every administrative site plan review fee is established by the addition of the following fees: $733.88 per 10 acres or portion thereof, and $366.94 per 15 units or portion thereof.

Submittal of the first revised plan will be assessed at no additional cost to the applicant. Subsequent revisions will be processed at an additional charge of $880.65 per revised plan and shall be paid in total at the time of submittal.

R. ADMINISTRATIVE SITE PLAN REVIEW FEE (COMMERCIAL, MIXED USE, AND PEDESTRIAN-ORIENTED DEVELOPMENT)

1.) For every application for an administrative review of site plans for commercial use where such site plans do not require approval at a public hearing, there shall be paid for the processing of each and every application, a minimum of $2,201.63 (expedite: 3,302.45).

The exact amount of each and every administrative site plan review fee is established by the addition of the following fees: $880.65 per 10 acres or portion thereof, and $293.55 per 5,000 sq. ft. or portion thereof. For mixed use applications with residential units, there shall be the addition of the following fee: $366.94 per 15 units or portion thereof.

Submittal of the first revised plan will be processed at no additional cost to the applicant. Subsequent revisions will be processed at an additional charge of $880.65 per revised plan and shall be paid in total at the time of submittal.

2.) For every application for an administrative review of site plans for an initial determination in connection with a pedestrian-oriented development road impact fee reduction, as provided in Section 33E-8 of the County Code, there shall be a fee paid for processing of each and every application of $1,500.00.

S. ADMINISTRATIVE LAKE PLAN REVIEW FEE

For every application for an administrative review of lake plans where such lake plans do not require approval at a public hearing, there shall be paid for the processing of each and every application, a minimum of $1,100.81. The exact amount of each and every administrative lake plan review fee is established by the addition of the following fee: $308.23 per 10 acres or portion thereof of water surface area.

Submittal of the first revised plan will be assessed at no additional cost to the applicant. Subsequent revisions will be processed at an additional charge of $880.65 per revised plan and shall be paid in total at the time of submittal.

T. CLASS I PERMITS

For every review of a Class I, II,and III permit application, there shall be paid at time of application a fee of $146.78.

U. CLASS IV PERMITS

For every review of a Class IV permit application where a zoning hearing is not required, there shall be paid at the time of application a fee of $146.78.

V. OTHER PROCESSING AND RESEARCH FEES

1) For each and every request for a Hearings Pre-Evaluation or Planning topics, there shall be paid a fee of $51.00 for every 30 minutes.

2) All Plat applications will be charged a total of $360.50 per application. Subsequent submittals will be processed at a fee of $206.00.

3) For Land Use Plan Map (CDMP) Designation (No Interpretation will be provided), there shall be paid a fee of $110.09 (expedite: $220.18).

4) For Zoning History Research on Subject Property, Zoning District verification, applicable Zoning Code Section, or verification of pedestrian-oriented development determinations for road impact fee reduction purposes pursuant to Section 33E-8, there shall be paid a fee of $220.16 (expedite: $440.32).

5) For Zoning History Research and Analysis, there shall be paid a fee of $440.32 (expedite: 880.64).

6) For each Group Home Application, there shall be paid a fee of $220.16.

7) For Processing and review of legal agreements and documents (Unity of Title, Declaration of use, Covenants, Bonds, Bond Releases, etc.), there shall be paid a fee of $220.16 plus required recording fees.

8) Special Projects

   The Director, or designee, has the authority to invoice for project costs associated with special projects or services not contemplated in the current fee structure. The invoice shall consists of estimated labor costs, including any and all estimated fringe benefit costs, and any estimated indirect labor costs, as determined by the Department's Finance Section on a yearly basis. At the end of the project, based on the reconciliation of actual costs to estimated costs, a refund will be issued when estimated costs are greater than actual costs or an invoice will be issued when estimated costs are less than actual costs.

W. GOVERNMENT FACILITIES

For the processing of each and every application for a public hearing for a governmental facility, there shall be paid a fee of $5,000.00.

X. SHORELINE APPLICATIONS

For each and every application for Shoreline Review there shall be paid for costs associated with processing said application, a fee as follows:

	Fee	Renewal Fee
1. DETERMINATIONS (Development Impact Committee Executive Council)		
a. NEED FOR COMPLIANCE	$257.50	
b. EXEMPTIONS	601.78	

	c. VESTED RIGHTS	601.78	584.25
2.	APPLICATION FEE (BASIC) (Applies to all development actions requiring Committee review) (Plat review subject to application fee only)	1,100.81	
3.	PLAN REVIEW (BASIC) (Site Plan review)	1,467.76	1,425.00
4.	MARINE CONSTRUCTION		
	Marinas – 50 Boat Slips & over	733.88	
	All Other Construction	234.84	

Y. SUBSTANTIAL COMPLIANCE DETERMINATION

For each and every application for a substantial compliance determination, there shall be paid for the review of every application, a fee of $1,467.75 (expedite: 2,201.63) for residential and $2,201.63 (expedite: 3,302.45) for commercial/industrial/office/mixed uses. First plan revision will be processed at no charge, subsequent plan revisions will be assessed a fee of $880.65 each. Advertisement fees shall also be charged.

Z. ZONING KIT AND SUBSCRIPTIONS

For each and every subscription request for Zoning agendas, there shall be paid an annual subscription fee of $220.16.

AA. ZONING LOGBOOK AND AGENDA SUBSCRIPTION

For each and every subscription request for copies of the zoning logbook and each agenda of monthly hearing files, there shall be paid an annual subscription fee of $110.09.

BB. HEARING TAPES

For the preparation of a copy of a hearing tape upon request, for each and every tape requested, there shall be paid a fee of $36.70.

CC. RE-ADVERTISEMENT AND RE-NOTIFICATION FOR DEFERRED OR REMANDED HEARING APPLICATIONS

For each and every zoning hearing application that is deferred or remanded to a date not yet advertised, there shall be paid a fee based on the actual cost of re-advertisement and re-notification, plus $64.38 for applications involving Community Zoning Appeals Board. A $321.88 fee shall be charged for Board of County Commissioners deferral, payable to the Board of County Commissioners.

VII. DEVELOPMENT IMPACT COMMITTEE LARGE SCALE APPLICATIONS

For each and every application for a Developmental Impact Committee Large Scale Application there shall be paid for costs associated with said application, in addition to other required public hearing, administrative site plan review, or other zoning application fees, a fee as follows:

A. BASIC FEE: $8,366.18 Site Plan Review, District Boundary Change, DRI Development Order or DRI Substantial Deviation Determination, Rapid Transit and Essentially built-out DRI.
$12,769.43 Applications requesting two or more of the above.

B. SIZE OF APPLICATION: Applied to all Applications (total net acreage):

0 – 19.9	20 – 29.9	30 – 39.9	40 – 49.9

Planning, Zoning, and Platting Services
Fee Schedule

$1,099.35	$1,889.00	$2,778.46	$3,568.11
50 – 69.9 $4,357.75	70 – 89.9 $5,263.35	90 – 119.9 $6,060.34	120 – 159.9 $6,935.12
160 – 239.9 $7,732.11	240 – 319.9 $8,521.76	320 – 399.9 $9,418.56	400 – 479.9 $10,208.21
480 – 559.9 $11,107.93	560 – over $11,887.31		

C. NUMBER OF UNITS: Applied to all Residential Site Plan Reviews (including mobile homes):

0 – 274 $1,099.35	275- 299 $1,687.91	300 – 324 $2,282.36	325 – 349 $2,879.73
350 – 399 $3,475.63	400 – 449 $4,071.54	450 – 524 $4,660.11	525 – 599 $5,305.92
600 – 699 $5,860.73	700 – 799 $6,447.83	800 – 949 $7,043.74	950 – 1099 $7,648.45
1100 – 1399 $8,235.55	1400 – over $8,824.11		

D. SIZE OF BUILDINGS (Sq. Ft.): Applied to Office, Business, Industrial, et al, Site Plan Reviews:

0 – 124,999 $1,099.35	125,000 – 149,999 $1,981.46	150,000 – 174,999 $2,981.01
175,000 – 199,999 $3,954.12	200,000 – 224,999 $4,861.19	225,000 – 249,999 $5,843.12
250,000 – 274,999 $6,750.19	275,000 – 299,999 $7,732.11	300,000 – 349,999 $8,722.84
350,000 – 399,999 $9,621.11	400,000 – 449,999 $10,620.64	450,000 – 499,999 $11,510.10
500,000 – 599,999 $12,493.49	600,000 – over $13,482.75	

E. ADDITIONAL SITE PLANS: $2,376.29 each

F. ADDITIONAL DISTRICT BOUNDARY CHANGES: $1,183.01 each

G. SUPPLEMENTAL DEVELOPMENT OF REGIONAL IMPACT FEE: $11,887.31 – Development Order

H. CHARTER SCHOOLS

Basic Fee: $2,201.63

Size of property: $880.65 – per 10 acres or portion thereof

Size of buildings: $293.55 – per 5,000 sq. ft. or portion thereof

$880.65 per revised plan submitted (first revision is processed at no charge)

Planning, Zoning, and Platting Services
Fee Schedule

I. NOTICES

As provided in Section I.L. of this Implementing Order, additional cost of mailing notices will be assessed on all Essential Built-Out DRI and Charter School applications.

VIII. VESTED RIGHTS / TAKINGS FEE

A. BASIC FEE: $1,864.04

B. NOTICES: Additional cost of mailing notices will be assessed as provided in Section I.L of this Implementing Order.

IX. EXTENSION OF CAPACITY RESERVATION

For each and every application for an extension of capacity reservation, there shall be paid a fee as follows:

SECTION 33G-6 MIAMI-DADE COUNTY CODE	$1,864.04

X. APPEALS OF PLAT COMMITTEE DECISIONS

For each and every application for an appeal of a Plat Committee Decision [Section 28-7(F)], there shall be paid a fee as follows:

$911.48 flat fee

XI. APPEALS OF IMPACT FEE ASSESSMENTS: SECTION 33E-15 (ROAD); SECTION 33I-13 (POLICE); SECTION 33J-14 (FIRE); SECTION 33H-16 (PARK) AND SECTION 33K-14 (SCHOOL-MIAMI-DADE COUNTY CODE)

For each and every application for an appeal of the above listed impact fee assessments, there shall be paid a fee as follows:

$209.89 per single family residential unit up to four units.

Over four units $911.48 flat fee.

$911.48 flat fee all other applications

XII. ADJUSTMENT OF LANDSCAPING REQUIREMENTS APPLICATION FEES

For every application for an adjustment of landscaping requirements, there shall be paid for the processing of each and every application, a fee as follows:

$209.89 per single family residential unit up to four units.

Over four units: $911.48 flat fee.

$911.48 flat fee all other applications

XIII. LAKES AND LANDFILLS

Original permit (CU) fee for new Lakes and/or Landfills: $509.31

Renewal of permits (CU) or review of As-Built drawings for Lakes and/or Landfills including Rock mining Uses located either outside or inside the boundaries of the Rock mining Overlay Zoning Area (ROZA): $258.32

Planning, Zoning, and Platting Services
Fee Schedule

Original permit (CU) fee for new Lakes and/or Landfills including Rock mining Uses located inside the boundaries of the Rock mining Overlay Zoning Area (ROZA) $1,609.38, plus an advertising fee of $278.10 per advertisement.

XIV. ZONING PLANS PROCESSING FEE

A. INITIAL LANDSCAPE FEE

	Fee
Residential	$66.50
Commercial / Industrial and all multi-family residential and all others	125.00

B. RE-WORK FEES

A fee of $110.09 may be charged for failure to make required correction previously indicated.

C. REVISED LANDSCAPING PLANS FEE

Landscaping plan revision after permit is issued shall be subject to a fee of $122.31.

XV. ZONING REVIEW FEE ASSOCIATED WITH BUILDING PROCESS

A zoning review fee related to the permitting process such as the zoning plans processing review and the zoning inspection process is being split from the building fee, therefore creating a zoning review fee.

A. REVISED PLANS PROCESSING FEE

Plan revisions shall be subject to a fee at the rate of $1.47 per minute of time for each review that takes longer than 5 minutes.

B. "UP FRONT" PROCESSING FEE

When the building permit application is received for the construction of a new Single Family Residence or Duplex, the applicant shall pay an "up-front" processing fee equal to $0.04 for each square foot or fractional part thereof, or $0.0013 per dollar in estimated value or fractional part when square footage does not apply.

When a building permit application is received for a commercial project, the applicant shall pay an "up-front" processing fee equal to $1.47 per 100 square foot or fractional part or $0.24 for each $117.42 of estimated value or fractional part thereof.

This processing fee is not refundable, but shall be credited toward the final building permit fee.

C. MINIMUM FEE FOR BUILDING PERMIT

	Fee
The minimum fee for all building permits is applicable to all items in this section except as otherwise specified.	$51.50

(With the exception of fees associated with windows, trusses, doors, skylights and all required shop drawings, which are already included in the basic building permit fee, this minimum fee does not apply to add-on building permit fees issued as supplementary to current outstanding permits for the same job.)

D. REFUNDS

A full refund less $51.50 of the application/permit fee paid shall be granted to a customer who requests a refund provided:

Planning, Zoning, and Platting Services
Fee Schedule

1) That the refund amount is greater than $51.50; and
2) That the department receives a written request from the customer prior to the application/permit expiration date; and
3) That the customer submits with such request the applicant's validated copy of such application/permit

E. NEW BUILDING OR ADDITIONS

	Fee
New construction Single Family and Duplex above 1,000 sq. ft. – Group 1 per sq. ft.	$0.09
Prefabricated utility shed with slab (max 100 sq. ft. of floor area)	11.74
Single Family and Duplex (Group 1) – Attached Structures	
0 to 100 sq. ft. in floor area	16.15
101 to 300 sq. ft. in floor area	26.42
301 to 500 sq. ft. in floor area	38.16
501 to 1000 sq. ft. in floor area	68.99
Above 1000 sq. ft. per sq. ft.	0.09
Single Family and Duplex (Group 1) – Detached Structures	
0 to 100 sq. ft. in floor area	16.15
101 to 300 sq. ft. in floor area	26.42
301 to 500 sq. ft. in floor area	38.16
501 to 1000 sq. ft. in floor area	68.99
Above 1000 sq. ft. per sq. ft.	0.09
Alterations or repairs to Single Family Residence or Duplex (Group 1) per $1.00 of estimated cost or fractional part	0.01
Minimum fee	51.50
Maximum fee	184.94
Repairs due to fire damage per $1.00 of estimated cost or fractional part (copy of construction contract required)	0.014
Minimum fee	68.99
Maximum fee	184.94
Storage & Industrial Use of Group E & F occupancies 100 sq. ft. or fractional part of floor area	2.86
Shade Houses per 100 sq. ft. or fractional of floor area	0.10
Agricultural buildings where site is 5 acres or more	70.81
For a single period, two (2) year extension pursuant to Ordinance #10-14, 79.00 or 10% of the initial fee, whichever is greater.	
Agricultural buildings where site is less than 5 acres	70.81
For a single period, two (2) year extension pursuant to Ordinance #10-14, 79.00 or 10% of the initial fee, whichever is greater.	
Mobile Homes additions – each 100 sq. ft. or fractional part of floor area	2.14

Planning, Zoning, and Platting Services
Fee Schedule

Minimum Fee	51.50
Tents 0 – 5000 sq. ft.	51.50
Over 5000 sq. ft.	51.50
All others, including temporary building for construction, per 100 sq. ft. or fractional part of floor area	3.23
Minimum	68.99
For a single period, two (2) year extension pursuant to Ordinance #10-14, 79.00 or 10% of the initial fee, whichever is greater.	
FOR STRUCTURES OF UNUSUAL SIZE OR NATURE AS ARENAS, STADIUMS AND WATER AND SEWER PLANTS THE FEE SHALL BE BASED ON ½ OF 1% OF THE ESTIMATED CONSTRUCTION COST	0.01

F. NEW CONSTRUCTION OTHER THAN AS SPECIFIED HEREIN: (WATER TOWERS, PYLONS, BULK STORAGE-TANK FOUNDATIONS, UNUSUAL LIMITED-USE BUILDINGS, MARQUEES, AND SIMILAR CONSTRUCTION)

	Fee
For each $1,000 of estimated cost or fractional part	$2.64
Minimum fee	51.50

G. ALTERATIONS AND REPAIRS TO BUILDING, PAVING/RESTRIPING/RESURFACING/SEAL COATING, AND OTHER STRUCTURES (EXCEPT GROUP I)

	Fee
For each $100 of estimated cost or fractional part	0.39
Minimum fee	61.65

H. MOVING BUILDINGS FOR OTHER STRUCTURES

For each 100 sq. ft. or fractional part thereof (does not include cost of new foundation or repairs to buildings or structure)	2.94

I. SLABS 51.50

J. FENCES AND/OR WALLS

Chain link

0 – 500 linear ft.	51.50
501 – 1000 linear ft.	51.50
Each additional linear ft. over 1000	0.14
Minimum Fee	51.50
Wood each linear ft.	0.21
Minimum Fee	51.50
Concrete each linear ft.	0.35

K. SWIMMING POOLS, SPAS, AND HOT TUBS

Installation of Swimming Pool/Spa	51.50
Repair of Swimming Pool/Spar	51.50

Planning, Zoning, and Platting Services
Fee Schedule

L. TEMPORARY PLATFORMS AND TEMPORARY BLEACHERS TO BE USED FOR PUBLIC ASSEMBLY

For each 100 sq. ft. or fractional part of platform area	1.61
Minimum Fee	51.50
For each 100 linear feet or fractional part of seats	1.33

M. SCREEN ENCLOSURES, CANOPIES & AWNINGS

1) Screen enclosures	
Each 100 sq. ft. or fraction thereof	2.72
2) Free standing canopies	
For each $1,000 of estimated cost or fractional part	2.50
Minimum fee	51.50
3) Awnings and Canopies	
Horizontal projection per sq. ft. area covered	0.03
Minimum fee	51.50
4) Storm Shutter review	51.50

N. SIGN PERMIT FEES

1) Quarterly Renewal of Class A sign (temporary)	125.00
2) Class B signs (Point of Sale)	250.00
Inspection Fee for Class B signs	43.49
3) New Class C signs (per sign)	750.00
Annual Renewal of Class C signs (per face)	51.50
4) Balloon sign, vinyl sign, and sign panel change	51.50
5) Mural Signs – original mural sign permit application	360.50
Subsequent plan revisions	180.25

O. TIE DOWN (each)	51.50
P. SATELLITE DISH (each)	51.50

Q. ORNAMENTAL IRON

Per sq. ft. coverage	0.01
Minimum fee	51.50

R. SIGNS & ARCHITECTURAL FEATURES (INDOOR NEONS)

Per sq. ft. of sign	0.39
Minimum fee	51.50
Repairs and re-connection each	51.50
Neon strips each 5 ft. or fractional part	0.73
Minimum fee	51.50

Planning, Zoning, and Platting Services
Fee Schedule

XVI. ZONING INSPECTION FEE

A. INSPECTION FEE

All zoning inspections will be assessed a fee of $86.97 unless specifically stated otherwise herein. In addition, this zoning inspection fee will be tied to all completion holds. When extra inspection trips are necessary due to 1) wrong address being given on call for inspection, 2) required corrections not being made or completed at time specified, or 3) failure to provide access to the property use, a fee of $86.97 for the inspector to return shall be charged.

B. INSPECTIONS REQUIRING OVERTIME

Charges for zoning inspections, which are requested in advance and which require that employee work overtime will be at a rate of $96.56 per hour and in accordance with applicable employee contracted bargaining agreements.

XVII. CHAPTER 163 DEVELOPMENT AGREEMENTS

A one-time fee of $1,287.50 shall be paid for the initial review of a Chapter 163 Development Agreement.

XVIII. FEE FOR MONITORING DEVELOPMENT OF REGIONAL IMPACT AND OTHER MAJOR PROJECTS

A. $257.50 for every status report submittal.
B. A $154.50 additional fee shall be paid to the Department for all late submittals of status reports.

XIX. HISTORIC PRESERVATION FEES

A. Certificate of Appropriateness (COA)

	Fee
COA: Demolition	$500.00
COA: New Construction	500.00
COA: Relocation	100.00
All other HP Board COA's	150.00
COA: After the Fact Administrative: Review	150.00
COA: After the Fact – Board Review	300.00

B. Certificate to Dig (CTD) Determination Letter **250.00**

Archaeological Monitoring ($50.00 for each additional hour)Minimum fee	100.00 for first hour
Archaeological Field Work and Excavation ($65.00 for each additional	150.00 for first hour

C. Ad-valorem Tax Abatement Application

Single Family	250.00
Multi-Family	
30 units and under	500.00
more than 30 units	1,000.00
Commercial	
under 10,000 sq. ft.	1,250.00
10,001 – 50,000 sq. ft.	3,000.00
50,001 – 100,000 sq. ft.	6,000.00

Over 100,000 sq. ft.	9,000.00
Resource Assessments	
Environmental Reviews	100.00
Cultural Resource Assessments (CRA) ($50.00 for each additional review)	100.00 for up to two site reviews

D. Deferment or Continuance of Hearing

After the Legal Ad has been placed	150.00

E. Appeal to County Commission	1,100.81
F. Code Violation	$500.00 per day

XX. PLATTING FEES

A. Tentative Plat

	Fee
1. Fee for Tentative Plat to release plat condition for 1 residential lot	$500.00
2. Fee for Tentative Plat to subdivide 1 residential lot into 2 residential lots, or to plat for 1 residential lot	1,000.00
3. Fee for Tentative Plat of non-residential parcels, or residential parcels not defined in A.1 or A.2 above.	2,500.00 base fee plus $100.00 per site (over 1 site)
4. Fee for submission of Tentative by same or new owner (revision) Additional Fee is required for sites added based on the number of additional sites	850.00 plus $100.00 per site added to original
5. Fee for review of Tentative Plat, new owner application (no revision)	850.00
6. Resubmission of Tentative due to non-compliance to Platting committee recommendation	
Second resubmission of Tentative to non-compliance to Platting committee recommendation	1,000.00
After the second resubmission, each subsequent resubmission fee will be incrementally increased by 20%, based on the prior resubmission fee.	
7. Fee to request an extension of the original Tentative Plat (Approval period determined by Chapters 28 and 33G of the Miami-Dade County Code)	
Before expiration of the approval period	1,250.00
After the expiration of the approval period	2,500.00

B. Waiver of Plat

After approval of a Waiver of Plat, any change shall be submitted as new Waiver of Plat. If approved, the new submittal will nullify the previously approved Waiver of Plat.

1. Fee to process Waiver of Plat of non-residential parcels or residential parcels	2,500.00

Planning, Zoning, and Platting Services
Fee Schedule

2.	Revision of previously deferred Waiver of Plat to change parcels at owner's request (same or new owner)	850.00
3.	Review of Waiver of Plat, new owner application (no revision)	500.00
4.	Resubmission of Waiver of Plat due to non-compliance to Platting committee recommendations	
	Second resubmission of Tentative to non-compliance to Platting committee recommendation	1,000.00
	After the second resubmission, each subsequent resubmission fee will be incrementally increased by 20%, based on the prior resubmission fee.	
5.	Fee for rescinding approved Waiver of Plat and recorded Resolution	2,000.00

C. Waiver of Subdivision Code Requirements0

1.	Additional fee for review of Tentative Plat or Waiver of Plat which entails a request for a waiver of subdivision code requirements	468.00
2.	Fee for Request for waiver of Underground Ordinance	156.00
3.	Verification of Platting Document (e.g., Permit Letter, Bond Estimate, Proportionate Share Agreement, Platting Determination Letter, Executive Order Request) ~~Correspondence answering inquiries~~	~~117.00~~250.00

CI. Paving and Drainage
(Fee paid at initial submittal of Paving and Drainage plans)

1.	Initial Paving and Drainage plans review	
	For projects 2 Acres or less – the base fee	1,200.00
	For project over 2 Acres	1,200.00 plus 1,200.00 per acre over 2 acres with a maximum of 6,000.00
	For projects 2 Acres or less – Expedite fee	1,800.00
	For projects over 2 Acres – Expedite fee	1,800.00 plus 1,800.00 per acre over 2 acres with a maximum of 9,000.00
2.	Resubmittal Paving and Drainage Plans	
	Second submittal	No charge
	Third submittal and every resubmittal thereafter	1,200.00
3.	Required re-approval Paving and Drainage Plans after one year	
	Re-approval required for expired permit plans (plans expire one year after approval)	1,200.00

4. Bond Estimate Review

Less than 2 acres	130.00
2 acres or more, but less than 3 acres	210.00
3 acres or more, but less than 4 acres	290.00
4 acres or more, but less than 5 acres	370.00
More than 5 acres	450.00

Planning, Zoning, and Platting Services
Fee Schedule

E. Final Plat (Final Plat fee to be paid at the time the Final Plat is submitted for review)

1.	Fee for Final Plat to release plat condition for 1 residential lot	500.00
2.	Fee for Final Plat to subdivide 1 residential lot into 2 residential lots, or to plat 1 residential lot	1,000.00
3.	Fee for Final Plat of non-residential parcels, or residential parcels not defined in E1 or E2 above	2,500.00 base fee plus $250.00 per site (over 1 site)
	Optional Expedite Fee:	In addition to the Base Fee
	Additional Fee:	
	Punch List	250.00
	Mylar and Recordation	1,000.00
	Total Additional Fee	1,250.00
	Additional Per Site Fee:	
	Punch List	25.00
	Mylar and Recordation	100.00
	Total Additional Per Site Fee	125.00
4.	Fee for reverting any previously recorded plat	2,000.00
5.	Fee for Submittal of New Final Plat Mylar Documents	1,200.00

F. Platting and Traffic Section Zoning Application Review Fee
(Fee required when zoning application or revision are submitted)

1.	Fee to accompany submission of initial Zoning application	500.00
	(expedite)	750.00
2.	Fee to accompany submission of Zoning application revision	400.00
3.	Lake Excavation review fee	300.00

G. Decorative Wall and Entrance Feature Review

1.	Fee to accompany Decorative Wall Plans for review	500.00
2.	Fee to accompany Entrance Feature Plans for review	500.00

H. Bonding (fee required when bonding documentation is submitted)

1.	Initial submittal and review of Agreement and Letter of Credit and associated documents	400.00
2.	Review of corrected bonding documentation	300.00
3.	Administrative review fee for change of owner and exchange of collateral	300.00
4.	Administrative review fee for exchange of collateral with the same owner	200.00
5.	Inspection fee for reduction or release of bond (required for each inspection)	200.00
6.	Administrative fee for reduction or release of bond	100.00

I. Research
Request for Land Development records must be submitted in writing with the minimum research hourly fee

1.	Minimum fee covering the first hour of research	40.00
2.	Additional research fee for each additional half hour	20.00

Planning, Zoning, and Platting Services
Fee Schedule

XXI. PUBLIC WORKS FEES

A. Public Works Construction

	Fee
1. For installation or repair of sanitary, water lines, gas lines, buried electric, telephone, CATV, service laterals or other underground utilities (includes sprinklers):	
For 100 linear feet or less	$200
For each additional 100 linear feet or fraction thereof	100
2. For each installation or repair of exfiltration drains consisting of one catch basin, exfiltration trench, or slab covered trench. Repairs to pipes associated with drainage to be charged per each instance of repair:	
For each inlet and associated exfiltration trench, continuous systems to be charged per inlet	180.00
3. For construction or replacement of concrete work in the public right-of-way:	
A. Sidewalks	
For 100 linear feet or less	160.00
For each additional 100 linear feet or fraction thereof	75.00
B. Curb, gutter, Curb and Gutter, Valley Gutter, curb separators, etc.:	
For 100 linear feet or less	250.00
For each additional 100 linear feet or fraction thereof	140.00
4. For construction of driveways on private property (includes brick pavers):	165.00
5. For driveway approaches on the public right-of-way:	
A. For each residential driveway approach width of 20 feet or less (each driveway approach)	35.00
B. For each commercial driveway approach, or for each driveway approach on a major roadway (arterial, collector, section-line, ½ section-line) roadway, or for each residential driveway approach width greater than 20 feet. (each driveway approach)	50.00
6. For construction of street pavements, including paving of parkways and shoulders (includes base and subgrade):	
A. One lane or two lane pavements (width of pavement being 0 to 24 feet):	
For 100 linear feet or less	550.00
For each additional 100 linear feet or fraction thereof	215.00
B. Three or more lanes of pavement (aggregate width greater than 24 feet):	
For 100 linear feet or less	615.00
For each additional 100 linear feet or fraction thereof	250.00
7. For repair, resurfacing, milling & resurfacing, patching, or pavement restoration in public rights-of-way:	
For each 1000 square feet or fraction thereof	30.00
8. For erection of street name signs, traffic or directional signs, etc.:	
For each sign	20.00
9. For installation of permanent type traffic barricades, guardrails, bollards or guide posts:	
For each 100 linear feet or fraction thereof	100.00

Planning, Zoning, and Platting Services
Fee Schedule

10. For construction of street culvert or driveway culvert:

For each 100 linear feet or fraction thereof	130.00

11. Installation of culvert pipe to enclose existing drainage ditch or canal:

For each 100 linear feet or fraction thereof	720.00

B. Private Property

1. New pavement for parking lots (i.e., other than street pavements and driveways):

For each 1000 square feet paved area or fraction thereof	50.00

2. Drainage on private property shall be the same as listed in (A) above. If in conjunction with No. (B) 1, 1/3 of the fee for drainage as listed in (A) above.

Concrete Work associated with driving surfaces on private property, sidewalks, curbs, gutters, extruded curbs, valley gutters, cube and gutters, curb separators, etc. on private property:

3. For repairs and/or restoration of driving surfaces on private property:

A. Resurfacing, water proofing, or seal coating (does not apply to private homeowners): For each 5000 square feet or fraction thereof	50.00
B. Patching (patch < 100 square feet) each	20.00
Maximum permit fee for work under for C4 a and b	260.00

C. Other Fees

1 Penalty Fees:

When work for which a permit is required is commenced prior to obtaining a permit a penalty fee will be imposed.

The Penalty Fee will be Double the original permit fee.

2 Re-inspection Fee other than traffic signals:	70.00

3 Landscaping Fee:

A. Tree	10.00
B. Ground cover, per square yard or fraction thereof	3.00

4 Processing Fees (non-refundable):

A. Upfront Design Review Processing Fee	70.00
B. Permit processing fee	70.00

Implementing Order

Implementing Order No.: IO 4-119

Title: FEE SCHEDULE FOR THE MIAMI-DADE PARKS, RECREATION AND OPEN SPACES DEPARTMENT

Ordered: ~~4/9/19~~ 9/20/22 **Effective:** ~~4/9/19~~ 10/1/22

AUTHORITY:
The Miami-Dade County Home Rule Charter, including, among others, Sections 1.01 and 2.02A, and Chapter 26 of the Code of Miami-Dade County.

SUPERSEDES:
This Implementing Order (IO) supersedes AO 4-119, ordered ~~September 20, 2018~~ April 9, 2019 and effective ~~October 1, 2018~~ April 9, 2019.

POLICY:
This Implementing Order provides a schedule of fees for services, programs, and attractions provided or operated by the Parks, Recreation and Open Spaces Department.

PROCEDURE:
The administration of this Implementing Order is designated to the Director, Miami-Dade Parks, Recreation and Open Spaces Department, who will be responsible for the collection of fees and the delivery of the required services pursuant to Chapter 26 relating to the powers and duties of the Parks, Recreation and Open Spaces Department. Every year, or earlier, if necessary, the Director shall review the fees in terms of cost and recommend changes to the Mayor through this administrative order procedure.

FEE SCHEDULE:
The fee schedule adopted by this Administrative Order is attached hereto and made a part hereof. This official fee schedule is also filed with and subject to the approval of the Board of County Commissioners and on file with the Clerk thereof. Fees charged by the Parks, Recreation and Open Spaces Department shall be the same as those listed in the official fee schedule on file with the Clerk of the County Commission.

This Implementing Order is hereby submitted to the Board of County Commissioners of Miami-Dade County, Florida.

Approved by the County Attorney as
to form and legal sufficiency

GENERAL PARK OPERATIONS (CORE SERVICES)	**3**
RECREATION PROGRAMS & SERVICES	4
Summer, Winter, Spring Camps	4
After School Programs	4
Senior Programs	4
Disability Services Programs	4
POOLS	5
Pool Admissions	5
Lessons & Classes	5
Group Rentals	5
Team Rentals	5
FACILITY & ATHLETIC FIELD RENTALS	6
Facility Rentals	6
Athletic Field & Court Rentals	8
SPECIALTY OPERATIONS (VALUE-ADDED SERVICES)	**10**
SPECIAL PURPOSE FACILITY RENTALS	11
Campground & Campsite Fees	11
Community Health and Fitness Center Fees	12
Golf Course Fees	13
Marina Fees	14
Ronald Reagan Equestrian Center Fees	16
Trail Glades Range Fees	16
ATTRACTIONS & TOURS	17
Charles Deering Estate at Cutler	17
Eco-Adventures	19
Redland Fruit & Spice Park	19
Zoo Miami	20
REVIEW FEES & TECHNICAL SERVICES	22
OTHER FEES	23
Film	23
Parking	23
Special Event & Equipment Rental	23
GENERAL NOTES	25
STRATEGIC PHILOSOPHY	25

GENERAL PARK OPERATIONS

(CORE SERVICES)

GENERAL PARK OPERATIONS (CORE SERVICES)	Adopted Range	
RECREATION PROGRAMS & SERVICES (non-taxable)	Minimum	Maximum
Summer, Winter, Spring Camps (per week)		
General Camps [1]	$40.00	$100.00
Specialty Camps	$25.00	$185.00
One Day Specialty Camps	$25.00	$85.00
After School Programs (per week) [1]	$25.00	$55.00
Sports Development Programs (per week) [1]	$5.00	$25.00
Senior Programs (per week)	$0.00	$15.00
Disability Services Programs		
Summer, Winter, Spring Camps (per week)	$165.00	$175.00
Wheelchair Sports Camp (per week)	$75.00	$85.00
After School Program (per week)	$85.00	$95.00
School Recess Days (per day)	$35.00	$45.00
Program Fees (per hour)	$3.00	$15.00
Wheelchair Rental (per day)	$6.00	$10.00
Wheelchair Deposit	$100.00	$100.00
Adapted Sports (per month)	$35.00	$40.00
Adapted Aquatics (per session)	$3.00	$5.00
Community Outings (per session)	$22.00	$25.00
Adult Training Program (per week)	$100.00	$180.00
Adult Training Program (per day)	$25.00	$45.00
Miscellaneous Programs & Fees		
Youth Sports Programs (per season)	$70.00	$110.00
Recreation Program/Class (per hour)	$1.10	$15.00
Program Registration [2]	$12.00	$15.00
Early Drop Off / Late Pick Up (per 15 minute)	$5.00	$5.00
Transportation (per week)	$11.00	$15.00
Transportation (per day)	$3.00	$5.00

NOTES (Camps and Programs):

(1) Daily rate may be available at 1/3 the weekly rate. Daily rate can only be used for participants scheduled for 1 - 2 days per week. Weekly participants cannot retroactively apply the daily rate for days missed.

(2) Effective from May 1st through April 30th

- Fee reductions and scholarships may be available for programs based on need.
- Additional fees may apply to field trips.

GENERAL PARK OPERATIONS (CORE SERVICES)	Adopted Range	
POOLS	Minimum	Maximum
Pool Admissions		
Youth Admission (3 to 12 years old)	$1.39	$3.74
General Admission (13 and over)	$1.39	$5.61
Lessons & Classes (non-taxable)		
Group Swim Lessons (2 week session)	$10.00	$70.00
Private Swim/Exercise Lessons 1 student (2 week session)	$150.00	$160.00
Semi-Private Swim/Exercise Lessons 2 - 4 students (per student for 2 week session)	$80.00	$90.00
Specialty / Safety Classes (per session)	$50.00	$160.00
Recreational Class (per class)	$3.00	$5.00
Group Rentals		
Pool Rentals (up to 50 people, per 2 hours)	$65.00	$220.00
Pool Rentals (each additional 25 people, per 2 hours)	$35.00	$65.00
Splash Pad (2 hour minimum)	$80.00	$90.00
Splash Pad (additional hour)	$30.00	$40.00
Commercial Rental 1 to 15 people (per 2 hours)	$90.00	$100.00
Each Additional 15 People (per 2 hours)	$35.00	$45.00
Team Rentals		
Short Course (per lane per hour)	$7.00	$15.00
Long Course (per lane per hour)	$12.00	$20.00
Water Polo (per hour)	$40.00	$50.00
School Swim Class (per hour)	$30.00	$40.00
PROS Swim Team (2 week session)	$25.00	$35.00
Swim Meet, Polo Match, Field Trip (up to 50 students, per hour)	$70.00	$80.00
Swim Meet, Polo Match, Field Trip (51-100 students, per hour)	$80.00	$90.00
Swim Meet, Polo Match, Field Trip (101-200 students per hour)	$110.00	$120.00
Swim Meet, Polo Match, Field Trip (over 200 students, per hour)	$150.00	$160.00

NOTES (Pools):

Fee reductions and scholarships may be available for lessons based on need.

GENERAL PARK OPERATIONS (CORE SERVICES)	Adopted Range	
FACILITY RENTALS	Minimum	Maximum
Building Rentals [1]		
Multi-Purpose Room Rentals		
Community Room (3 hour minimum)	$68.00	~~$220.00~~ $300.00
Community Room (additional hour)	$32.00	$100.00
Large Community Room (3 hour minimum)	$230.00	$430.00
Large Community Room (additional hour)	$90.00	$165.00
Special Facility Rentals		
Gymnasium (3 hour minimum)	$588.00	$600.00
Gymnasium (additional hour)	$173.00	$185.00
Pavilion Rentals [1]		
Small (less than 400 sq. foot)	$58.00	$140.00
Medium (400 - 900 sq. foot)	$84.00	$190.00
Large (greater than 900 sq. foot)	$84.00	$225.00
Corporate	$215.00	$300.00
Corporate Shelter and Area Rental (up to 7,000 people)	$728.00	$6,000.00
Outdoor Weddings [2]	$105.00	~~$1,000.00~~ $1,250.00
Pelican Island Chickees	~~$273.00~~ $321.00	~~$355.00~~ $642.00
Open Area Rentals		
Up to 75 People	$100.00	$110.00
75-150 People	$126.00	$135.00
151-250 People	$273.00	$280.00
251-500 People	$389.00	$400.00
501-1000 People	$620.00	$630.00
1001-1500 People	$850.00	$860.00
1501-2000 People	$1,082.00	$1,100.00
Additional Increments of 500 People	$273.00	$280.00
Designated Picnic Areas	$50.00	~~$90.00~~ $273.00
Decks	$195.00	$250.00
Special Event Areas - Amelia & HARP (per day)	$3,000.00	$3,500.00
Crandon Park Rentals		
Cabana Rental (per day)	~~$20.00~~ $50.00	~~$40.00~~ $300.00
Cabana Rental (per month)	~~$150.00~~ $300.00	~~$300.00~~ $600.00
Cabana Clean-Up Deposit (non-taxable)	$150.00	$150.00
Cabana Key Deposit (non-taxable)	$50.00	$50.00
Cabana Lottery Fee, Non-refundable	$50.00	$50.00
Carousel Rental - 1 hour	$165.00	$165.00
Carousel Rental (additional hour)	$100.00	$100.00
Carousel Rental Tickets (per ticket)	$0.93	~~$2.80~~ $7.00
Roller Rink Rental - (2 hour minimum)	$275.00	$275.00
Gardens Limited Access	$184.00	$588.00
Gardens Non-refundable Reservation Fee	$115.00	$115.00

~~Gardens~~ Catering Tent Set-up & Overnight Storage	$173.00	~~$173.00~~ $588.00

NOTES (Facility Rentals):

(1) Customers receive a full refund minus $26 cancellation fee for cancellations made 14 days prior to rental date. No refunds for cancellations made 13 days or less prior to rental date. Division managers can override policy after verifying extenuating circumstances.

(2) Where specific rates do not apply.

• The Director may authorize a clean-up deposit of up to 50% of fee.

GENERAL PARK OPERATIONS (CORE SERVICES)	Adopted Range	
ATHLETIC FIELD & COURT RENTALS [1]	Minimum	Maximum
Baseball / Softball		
Field Rental (2 hour minimum)	$50.00	$70.00
Each Additional Hour	$25.00	$40.00
CBO Rental (2 hour minimum)	$25.00	$60.00
Each Additional Hour	$12.00	$30.00
Self-Organized Leagues (per game)	$25.00	$40.00
County Organized Leagues (per season)	$478.13	$613.80
League Protest	$55.00	$55.00
Football, Soccer, Lacrosse, or Cricket		
Field Rental (2 hour minimum)	$60.00	$120.00
Each Additional Hour	$30.00	$60.00
Enhanced Field Rental Surcharge (2 hour minimum)	$20.00	$110.00
Each Additional Hour	$10.00	$60.00
CBO Rental (2 hour minimum)	$25.00	$60.00
Each Additional Hour	$12.00	$30.00
Night Time Use - Light Fee (2 hour minimum)	$20.00	$50.00
Each Additional Hour	$10.00	$25.00
Enhanced Field Prep	$20.00	$50.00
Stadium Fees		
High School Soccer, Lacrosse, Rugby With Approximate Seating Capacity of 3,000 People (per game, up to 4 hours)	$220.00	$585.00
High School Football With Approximate Seating Capacity of 3,000 People (per game, up to 4 hours)	$440.00	$1,025.00
Stadium Field Rentals With Approximate Seating Capacity of 3,000 People (per game, up to 4 hours)	$850.00	$1,050.00
High School Soccer, Lacrosse, Rugby With Approximate Seating Capacity of 6,000 People (per game, up to 4 hours)	$250.00	$590.00
Stadium Field Rentals With Approximate Seating Capacity of 6,000 People (per game, up to 4 hours)	$1,700.00	$2,100.00
High School Football With Approximate Seating Capacity of 6,000 People (per game, up to 4 hours)	$880.00	$1,200.00
Clean up Deposit (non-taxable)	$165.00	$165.00
Soccer Park Fees		
Field Rental (2 hour minimum)	$74.00	$90.00
Each Additional Hour	$30.00	$50.00
CBO Youth Tournament (per field, per day)	$85.00	$130.00

GENERAL PARK OPERATIONS (CORE SERVICES)	Adopted Range	
ATHLETIC FIELD & COURT RENTALS (continued)[1]	Minimum	Maximum
Tennis Court Fees		
Clay Court (per hour, per person)	$2.80	~~$8.41~~ $12.00
Hard Court (per hour, per person)	$1.87	~~$5.61~~ $15.00
Tennis Stadium (per hour, per person)	$9.35	~~$20.56~~ $25.00
League and Tournament (per hour, per person)	$1.87	~~$5.00~~ $15.00
Tennis Stadium League (per hour, per person)	$32.71	$41.12
Night Time Use - Light Fee (per hour, per person)	$2.00	~~$5.00~~ $10.00
Ball Machine (per 1/2 hour, plus court fees)	$2.80	~~$2.80~~ $10.00
Tennis Court Annual Pass	$50.00	$500.00
Tennis Court Deposit/Cancellation Fee	$26.00	$26.00
Racket Rental Fee (Per Session)	$2.50	$15.00
Racket Servicing Fee (Per Session)	$2.50	$50.00
Basketball Court (per hour)	$25.00	$25.00
Skate Court (per person, per day)	$1.87	$1.87
Racquetball Court (per hour)	$0.93	$3.27
Track & Field		
Practice with Lights (2 hours)	$290.00	$300.00
Practice without Lights (2 hours)	$32.00	$40.00
Track Meet with Lights (4 hours):		
Small: 1 –2 teams	$800.00	$825.00
Medium: 3 – 4 teams	$865.00	$880.00
Large: 5 or more teams	$1,075.00	$1,100.00
Track Meet without Lights (4 hours):		
Small: 1 –2 teams	$140.00	$150.00
Medium: 3 – 4 teams	$205.00	$215.00
Large: 5 or more teams	$415.00	$425.00
Cross Country Meet		
Cross country meet (per school)	$20.00	$50.00
Cross Country Participant fee (per participant)	$2.00	$10.00

NOTES (Athletic Fields and Courts):

(1) Customers receive a full refund minus $26 cancellation fee for cancellations made 14 days prior to rental date. No refunds for cancellations made 13 days or less prior to rental date. Division managers can override policy after verifying extenuating circumstances.

SPECIALTY OPERATIONS

(VALUE-ADDED SERVICES)

SPECIALTY OPERATIONS (VALUE ADDED SERVICES)	Adopted Range	
CAMPGROUNDS & CAMPSITES [1]	Minimum	Maximum
Cabin / Facility Rentals [2]		
Cabin (per night, up to 25 people)	$195.00	~~$550.00~~ $800.00
Cabin Clean-up Deposit (non-taxable)	$125.00	$350.00
Lodge / Dining Hall / Kitchen (3 hour minimum)	$125.00	$330.00
Additional Hour	$25.00	$110.00
Lodge Clean-up Deposit (non-taxable)	$50.00	$350.00
Additional Room Rental (per day)	$50.00	$100.00
Late Check Out (per hour)	$160.00	$160.00
Reservation Deposit	$125.00	~~$550.00~~ $800.00
Private Quarters (per night)	$50.00	$250.00
Larry and Penny Thompson Campground		
Improved Campsites		
Daily	$30.00	~~$40.00~~ $80.00
Weekly	$170.00	~~$225.00~~ $450.00
Monthly	$500.00	~~$650.00~~ $1,500.00
Individual Tent Site (per night, 4 person maximum)	$15.00	~~$20.00~~ $50.00
Individual Tent Site Each Additional Person (per night)	$1.00	$2.00
Lake Admissions Fees		
Youth Admission (3 to 17 years old)	$1.87	$2.80
General Admission (18 and over)	$2.80	$3.74
Water Slide Admissions Fees		
Youth Admission (3 to 17 years old)	$3.74	$4.67
General Admission (18 and over)	$5.61	$7.48
Larry & Penny Miscellaneous Fees		
Overflow (per day)	$15.00	$20.00
Service fee (pump-out)	$10.00	$15.00
Vehicle Storage (per day)	$6.00	~~$13.00~~ $25.00
Vehicle Storage (per week)	$17.00	~~$30.00~~ $75.00
Camper Storage (per month)	$65.00	~~$115.00~~ $250.00
Miscellaneous Fees		
Group Tent Site (per person, per night) [3]	$5.00	~~$7.00~~ $20.00
Camp Fire Circle	$28.00	$85.00
Camp OB Swimming Pool	$200.00	$250.00
Camp OB Open Space Day Rental	$100.00	$750.00
Camp OB Wedding Rental	$300.00	$3,000.00
Camp OB Caterer Fee (per person)	$1.00	$20.00
Entertainment Rental	$30.00	$500.00
Hayride (per hour, 1 hour minimum)	$110.00	$140.00
Fans (per night, per fan)	$10.00	$13.00
Podium Rental (per day)	$50.00	$65.00

SPECIALTY OPERATIONS (VALUE ADDED SERVICES)	Adopted Range	
CAMPGROUNDS & CAMPSITES (continued)	Minimum	Maximum
Miscellaneous Fees (continued)		
Horse Ring (per day)	$25.00	$30.00
Tent and Horse Ring Clean-up Deposit (non-taxable)	$10.00	$10.00
Cancellation Fee	$30.00	$30.00

NOTES (Campgrounds and Campsites):

(1) Campground Manager reserves the authority to negotiate from these rates. Fees for group sales packages, customized activities, tours, events, and encounters may vary with approval of the Director.

(2) Reservation Deposit up to 25% of the rental fee may be required.

(3) Available by reservation only for group event camping.

SPECIALTY OPERATIONS (VALUE ADDED SERVICES)	Adopted Range	
COMMUNITY HEALTH AND FITNESS CENTER	Minimum	Maximum
Classes		
Exercise Training Classes	$10.00	$100.00
Facility Use Pass		
Daily Pass	$5.00	$20.00
Monthly Pass	$25.00	$75.00
Registration Fee	$40.00	$60.00

SPECIALTY OPERATIONS (VALUE ADDED SERVICES)	Adopted Range	
GOLF COURSE FEES	Minimum	Maximum
9 Holes		
Greens Fees [1]	$3.00	$125.00
Golf Cart (1/2 cart)	$4.00	$20.00
Annual Pass [2]	$150.00	$1,400.00
Weekday Only Annual Pass [2]	$400.00	$1,100.00
18 Holes		
Greens Fees [1]	$3.00	$275.00
Golf Cart (1/2 cart)	$13.00	$75.00
Annual Pass [2]	$400.00	$3,700.00
Weekday Only Annual Pass [2]	$400.00	$2,500.00
Corporate Annual Pass [2]	$8,160.00	$10,000.00
Community Room Rental		
Up to 50 people (2 hour minimum)	$120.00	$200.00
Up to 50 people (each additional hour)	$50.00	$80.00
Over 50 people (2 hour minimum)	$230.00	$350.00
Over 50 people (each additional hour)	$85.00	$100.00
Deck Rental		
Deck Area (2 hour minimum)	$55.00	$150.00
Deck Area (each additional hour)	$30.00	$90.00
Deck Rental Deposit (non-taxable)	$120.00	$200.00
Miscellaneous		
Mini Golf	$2.00	$10.00
Pull carts	$2.00	$7.00
Club Rental (per bag of clubs)	$6.00	$70.00
USGA Handicap Service fee	$15.00	$40.00
Trail fees (for current patrons only)	$12.00	$20.00
Patron Card	$45.00	$295.00
Platinum Key Card	$1,000.00	$2,500.00
Range/Short Game/Practice Course	$1.00	$10.00
Driving Range Bucket (Small)	$1.00	$15.00
Driving Range Bucket (Large)	$1.00	$15.00
Driving Range Pass [3]	$25.00	$2,400.00

NOTES (Golf):

(1) Military Discounts – With the exception of Crandon Golf, PROS golf facilities offer a 50% discount on weekday greens fees and a 25% discount on weekend greens fees.

(2) Annual Passes are for renewals only – new annual passes are no longer issued.

(3) Fees based on length of pass for up to one year.

- All times and rates are variable and determined by market conditions with approval by the Director.

SPECIALTY OPERATIONS (VALUE ADDED SERVICES)	Adopted Range	
RECREATION PROGRAMS & SERVICES (non-taxable)	Minimum	Maximum
MARINA FEES		
Wet Slips		
Annual Contract (per boat foot, per month) [1]	$11.10	~~$32.10~~ $50.00
Daily Transient (per boat foot, per day)	$1.00	~~$2.50~~ $8.00
Monthly Transient (per boat foot, per month)	$16.43	~~$43.50~~ $75.00
Daily Transient electrical charges	$2.00	~~$11.50~~ $40.00
Charter Annual Contract (per month) [1]	$500.00	$900.00
Charter Monthly Transient	$750.00	$750.00
~~Shrimp Boat Annual Contract~~	~~$200.00~~	~~$200.00~~
~~Shrimp Boat Transient (per boat foot. Per month)~~	~~$1.00~~	~~$1.00~~
Commercial Annual Contract (per month)	$500.00	$2,000.00
Commercial Monthly Transient	$750.00	$3,000.00
Additional/Replacement Wet Slip/Mooring Patron Parking Decal (limit 1 per boat)	$25.00	~~$25.00~~ $75.00
Moorings		
Annual Contract (per month) [1]	$150.00	~~$250.00~~ $500.00
Monthly Transient (per boat foot, per month)	$15.00	~~$50.00~~ $350.00
Daily Transient (per boat foot, per day)	$20.00	$75.00
Trailer Dry Storage		
Annual Contract (per month, up to 30 feet) [1]	$150.00	~~$200.00~~ $1,000.00
Each additional foot in excess of 30 feet (per month)	$10.00	~~$10.00~~ $20.00
Daily Transient	~~$20.00~~ $24.00	~~$25.00~~ $100.00
Weekly Transient	~~$50.00~~ $60.00	~~$75.00~~ $200.00
Monthly Transient	$200.00	~~$225.00~~ $5,000.00
~~Trailer Only (per month)~~	~~$75.00~~	~~$100.00~~
Launching Fees		
Car, Truck, SUV Boat Launch	$10.00	~~$20.00~~ $30.00
~~Bus, RV Boat Launch~~	~~$12.00~~	~~$25.00~~
Annual Permit	$165.00	~~$265.00~~ $350.00
Annual Permit Replacement Fee	$25.00	~~$25.00~~ $50.00
Annual Permit, Senior Rate	$110.00	~~$150.00~~ $200.00
Annual Permit, Qualifying Disabled Veteran [2]	Fee Waived	Fee Waived
Kayak/Canoe/Paddle Board Fee	$6.00	~~$10.00~~ $15.00
Landing Fees		
Landing Fees (per foot)	$1.00	~~$5.00~~ $10.00
Electricity Fee		
30 AMP Service - per day	$3.00	~~$8.00~~ $10.00
50 AMP Service - per day	$10.00	~~$16.00~~ $20.00
100 AMP Service - per day	$12.00	~~$18.00~~ $22.50

SPECIALTY OPERATIONS (VALUE ADDED SERVICES)	Adopted Range	
MARINA FEES (continued)	Minimum	Maximum
Miscellaneous Fees		
Key Deposit (non-taxable)	$50.00	~~$50.00~~ $100.00
Replacement Key	$5.00	~~$10.00~~ $100.00
Pelican Skipper Charter, per hour	$250.00	~~$350.00~~ $500.00
Pelican Island Transportation	$1.00	~~$5.75~~ $10.00
Pelican Island Educational Fee	$5.00	~~$5.00~~ $10.00
Pelican Island Sunset Cruise	$10.00	~~$70.00~~ $100.00
Marina Access Service Fee	$25.00	~~$143.75~~ $200.00
Office Support Services - faxes, copies, etc. (per page)	$0.50	~~$1.15~~ $20.00
Emergency Service Fee	$75.00	~~$150.00~~ $200.00
Boat Dock/Storage Clean Up Fee	$100	$200.00

NOTES (Marinas):

(1) Annual Contracts may require a security deposit equal to 2 months dockage.

- Annual Permits are valid at all County Marinas. Annual Boat Ramp Permits are not valid for parking only.
- Park guests with a valid disabled parking decal are allowed free parking not boat launching.
- Rates fluctuate depending on availability and other market conditions.

Rates apply to boat foot or slip foot whichever is greater.

(2) Available to qualifying Miami-Dade County residents. Boat pass is valid for a renewable three-year term, and is issued against a vehicle registered to the Disabled Veteran. Per Resolution No. R-376-22, a Qualifying Disabled Veteran is an individual who (1) served in the U.S. Armed Forces (i.e., the Army, Marine Corps, Navy, Air Force, Coast Guard, Space Force, Army National Guard, Army Reserve, Marine Corp Reserve, Navy Reserve, Air National Guard, Air Force Reserve, and Coast Guard Reserve); (2) was not punitively discharged from the U.S. Armed Forces, in the case of enlisted personnel, or dismissed in the case of commissioned officers; and (3) has a service-connected disability or a disability that was aggravated by active duty, or is receiving compensation in accordance with the laws provided by the United States Department of Veteran's Affairs.

SPECIALTY OPERATIONS (VALUE ADDED SERVICES)	Adopted Range	
RONALD REAGAN EQUESTRIAN CENTER FEES	Minimum	Maximum
Area Rentals (per day)		
Grass Course	$195.00	$415.00
Covered Arena - Show	$660.00	$880.00
Covered Arenas - Special Events	$2,000.00	$3,850.00
Rental Deposit - (per day, per show)	$110.00	$110.00
Stall Rental	$6.00	$15.00
Ring Lighting (2 hour minimum)	$70.00	$70.00
Ring Lighting (additional hour)	$25.00	$25.00
RV Hook-up (per day)	$15.00	$20.00
Vendor Fee	$45.00	$45.00
Miscellaneous Fees		
Concession (per day)	$165.00	$165.00
Open Ride Session (up to 3 hours, per horse)	$15.00	$15.00
Jumps (each, per day)	$15.00	$15.00
Jumps (complete course, per day)	$165.00	$165.00
Jump set-out / tear-down	$140.00	$195.00
Packing / Unpacking of Ring Surface	$660.00	$660.00
Hurricane Stall Reservation (non-refundable, per stall, per year)	$20.00	$20.00

SPECIALTY OPERATIONS (VALUE ADDED SERVICES)	Adopted Range	
RECREATION PROGRAMS & SERVICES (non-taxable)	Minimum	Maximum
TRAIL GLADES RANGE FEES		
Pistol Rifle Range Admission (per person):		
General Admission (per 3 hours, 18 and over)	$9.00	$15.00
Junior Admission (per 3 hours, 10 to 17 years old)	$5.00	$8.00
Rentals		
Main Range Rental (per hour)	$85.00	$175.00
Practical Range Rental: (2 hour minimum)	$50.00	$80.00
Trap/Skeet Field Rental (per 3 hours)	$125.00	$250.00
Trap/Skeet Field Rental (each additional hour)	$40.00	$85.00
R.V. Site Rental: (per day)	$15.00	$20.00
Classroom Rental: (per hour)	$11.00	$50.00
Shotgun Rentals (per rifle)	$13.00	$20.00
Miscellaneous Fees		
Targets (per target)	$1.00	$2.00
Trap/Skeet Round (per round=25 targets):	$5.00	$12.00
Trap/Skeet Club Tournament Fee (per hundred))	$20.00	$25.00
Surcharge for Skeet Development (per round)	$0.25	$2.00
Educational Classes (each class, per person)	$1.00	$15.00
Educational Courses (per person, per course)	$25.00	$100.00

SPECIALTY OPERATIONS (VALUE ADDED SERVICES)	Adopted Range	
CHARLES DEERING ESTATE AT CUTLER	Minimum	Maximum
Gate Admissions		
General Admission	$11.21	$18.70
Youth Admission (4 to 14 years old)	$6.54	$14.02
Tours		
General	$14.02	$250.00
Youth (4 to 14 years old)	$14.02	$75.00
Film/ T.V./ Video Shoots		
Grounds Only (8 AM - 6 PM) (per day)	$2,000.00	$5,000.00
Buildings Only (8 AM - 6 PM) (per day)	$2,150.00	$5,000.00
Each Additional Hour for Grounds and Buildings	$200.00	$750.00
Still Photo Shoots		
Grounds Only (8 AM - 6 PM) (per day)	$800.00	$3,000.00
Buildings Only (8 AM - 6 PM) (per day)	$1,150.00	$3,000.00
Each Additional Hour for Grounds and Buildings	$100.00	$300.00
Non-Commercial Photo Shoots Weekdays (10 AM - 5 PM)	$60.00	$300.00
Building Rentals		
Stone House		
First Floor and Designated Grounds (up to 125 people)		
Evening Events (5 PM to midnight)	$4,600.00	$10,000.00
Each Additional Hour (2 hour maximum)	$500.00	$1,500.00
Each Additional Person (126 up to 250)	$9.50	$35.00
Ballroom Only (daytime meetings)	$1,400.00	$5,000.00
Library Only (daytime meetings)	$1,100.00	$2,500.00
Wine Cellar Only	$400.00	$1,500.00
Yellow Room (available only as an add on to Stone House rental)	$400.00	$1,500.00
Richmond Inn (8 AM - 6 PM)		
Dining and Breakfast Room	$1,000.00	$3,000.00
First Floor Front Room (#101 or #102) & Verandah	$600.00	$1,000.00
Second Floor Front Room (#201 or #203) & Verandah	$650.00	$1,000.00
First Floor All Rooms & Verandahs	$1,400.00	$3,000.00
Stone House (First Floor) and Richmond Inn (First Floor)	$5,000.00	$10,000.00
Weeks / Wulf Property (10,500 sf Research Facility/Atrium)		
First Floor and Designated Grounds (up to 125 people)		
Day or Evening Events (8 to 5; 5 to Midnight)	$750.00	$3,000.00
Each Additional Hour	$150.00	$450.00
Overnight Stay - Per Person/Per Night	$140.00	$450.00
Cleaning Fee	$250.00	$1,500.00

SPECIALTY OPERATIONS (VALUE ADDED SERVICES)	Adopted Range	
CHARLES DEERING ESTATE AT CUTLER (continued)	Minimum	Maximum
Deering Point/C-100		
Picnic Complex - Day/Evening - Flat rate	$200.00	$1,000.00
Parking Lot rental -Day/Evening - Flat Rate	$300.00	$1,500.00
Trailhead Visitor Center:		
Exhibit Room	$600.00	$2,500.00
Auditorium	$700.00	$3,000.00
Miscellaneous Rentals		
Ground Area Rental (up to 150 people) (5 PM – 11 PM)	$1,500.00	$5,000.00
Garden Area Rental (up to 125 people) (3 hours)	$700.00	$5,000.00
Children's Party (up to 20 people basic rate) (3 hours)	$450.00	$1,500.00
Each Additional Hour of Children's Party	$100.00	$450.00
Each Additional Person for Grounds, Gardens, and Children's Rental	$9.50	$35.00
Table Rental (per table)	$7.00	$25.00
Chair Rental (per chair)	$1.00	$8.00
Table Linens (per table)	$7.00	$25.00
Stewardship Fee	$250.00	$1,500.00
Nature, History and Archeology Camp (non-taxable, per week)	$188.00	$900.00
Extended Camp (per day)	$15.00	$40.00
One Day Camp (per day)	$40.00	$250.00
Miscellaneous Fees		
Catering & Equipment Permit (per person)	$5.00	$25.00
Catering & Equipment Permit (per hour)	$100.00	$300.00
Laptop/Projector Rental (equipment only, per hour)	$100.00	$300.00
Canoe or Kayak Rental (per hour)	$10.00	$40.00
Stroller Rental	$9.35	$9.35
Wheelchair Rental	$7.48	$7.48
ECV (electric wheelchair) Rental	$28.04	$28.04
Binocular Rentals	$4.67	$4.67
Bike Helmet, Naturalist Back Pack, or Virtual Tour Equipment	$15.00	$15.00
Interpretive Guide/Program (cost per hour; 2 hour minimum)	$50.00	$100.00
Outreach Program (4 hours)	$450.00	$1,000.00

NOTES (Charles Deering):

- Charles Deering Estate Director reserves the authority to negotiate from these rates when the group exceeds 250 people. Fees for group sales packages, customized activities, tours, events, and encounters may vary with approval by the Director.
- Military Discount (A): 25% discount on Annual Entrance Passes for active duty and honorably discharged veterans of the United States Armed Forces, National Guard or reserve units of the U.S. Armed Forces or National Guard.
- Military Discount (B): Free lifetime military entrance passes for honorably discharged United States veterans who have service-connected disabilities. Lifetime Military Entrance Pass holders are required to obtain a replacement pass upon expiration of their current pass. Lifetime Military Entrance Passes may have an expiration date of up to five years from the date of issuance. Satisfactory written documentation to prove eligibility for a replacement Lifetime Military Entrance Pass includes the existing Lifetime Military Entrance Pass and personal identification (i.e.: driver license, etc.).

SPECIALTY OPERATIONS (VALUE ADDED SERVICES)	Adopted Range	
ECO-ADVENTURES	Minimum	Maximum
Tours (per person)		
Tours (per person)	$1.87	$200.00
Canoe / Kayak Rentals (per vessel, per hour)	$20.56	$28.04
Nature / Educational Program (per person/class)	$6.00	~~$12.00~~ $30.00
REDLAND FRUIT & SPICE PARK		
Admission Fees		
General Admission (12 and over)	$7.48	$18.00
Youth Admission (6 to 11 years old)	$1.87	$14.00
Annual Pass	$50.00	~~$50.00~~ $125.00
Classes and Lectures		
Adult Classes and Lectures	$10.00	$75.00
Child Classes and Lectures (per child)	$7.00	~~$10.00~~ $20.00
Child Classes and Lectures (each extra adult)	$8.00	~~$10.00~~ $20.00
Tours		
School Tour (children 12-16, per person)	$3.00	~~$4.00~~ $10.00
School Tour (children under 12, per person)	$2.00	~~$3.00~~ $10.00
Local Tour (outside of the park) 3 hours	$30.00	$40.00
Out of County Tour (per person)	$45.00	$60.00
Event Fees		
Park Festival Rental (2 day event)	$3,500	~~$3,750.00~~ $10,000.00
Special Event Fee (per person)	$1.00	~~$5.00~~ $18.00
Daytime Event (10 AM – 4 PM, up to 125 people)	$1,450.00	~~$2,000.00~~ $2,500.00
Evening Event (5 PM – Midnight, up to 125 people)	$2,300.00	~~$3,100.00~~ $3,600.00
Additional per person charge (126 up to 250 people)	$8.00	~~$11.00~~ $15.00
Security (per guard, per hour, 4 hour minimum)	$30.00	$40.00
Caterer fee per person	$3.00	$4.00
Building Rental		
Community Room (3 hour minimum)	$100.00	~~$125.00~~ $300.00
Community Room (additional hour)	$42.00	$55.00
Special Event		
10 X 10 Space	$140.00	$750.00
Educational (non-commercial) Vendor	$1.00	$2.00

SPECIALTY OPERATIONS (VALUE ADDED SERVICES)	Adopted Range	
ZOO MIAMI	Minimum	Maximum
General Admission (ages 13 and older)	$19.95	$29.95
Youth Admission (ages 3 to 12)	$15.95	$25.95
Tram Tours		
Tram (per person)	$4.95	$9.95
Tram – Private Tour	$175.00	$400.00
Special Tours		
Behind the Scenes Tour (per person, 2 person minimum)	$65.95	$500.00
Zookeeper for a Day	$150.00	$300.00
Wildlife Cart Tour (per hour, 2 hour minimum)	$44.95	$150.00
Rentals		
Site Rentals		
Building & Plaza – evening rate (4 hour minimum, up to 100 people)	$2,900.00	$6,000.00
Building & Plaza (additional hour)	$350.00	$1,500.00
Plaza only – evening flat rate (4 hours)	$2,400.00	$4,150.00
Plaza only (additional hour)	$300.00	$650.00
Building and/or Plaza - (each additional person over 100)	$10.00	$10.00
Other Facilities		
Carousel – evening rate for 2 hours	$150.00	$300.00
Open Shelter/Area – daytime (per hour, 2 hour minimum)	$25.00	$75.00
Air Conditioned Room – daytime (per hour, 2 hour minimum)	$50.00	$150.00
Picnic Complex – daytime flat rate	$200.00	$1,000.00
Picnic Complex – after 3 PM (per hour)	$100.00	$500.00
Table Rental (per table)	$7.00	$10.00
Chair Rental (per chair)	$1.00	$3.00
Florida Field – special event rate (up to 4,500 people)	$4,500.00	$4,500.00
Florida Field – each additional person over 4,500 (in addition to fee for other area)	$1.00	$1.00
Overflow Parking Lot – daily flat rate	$500.00	$2,000.00
Other Fees		
Rides and Animal Encounter (per person)	$1.87	$14.02
Character Meet and Greet (per group)	$75.00	$300.00
Animal Meet and Greet (per group)	$100.00	$500.00
Program Fee	$2.00	$10.00
~~Monorail (all day ride pass)~~	~~$2.80~~	~~$4.67~~
Safari Cycles (per hour)	$10.28	$25.00
Stroller Rental	$7.48	$11.21
Wagon Rental	$10.28	$11.21
Wheelchair Rental	$7.48	$9.35
ECV (electric wheelchair) Rental	$28.04	$32.71
Binocular Rentals	$4.67	$4.67
Catering Fee, (per person, when outside caterer is used)	$2.00	$4.00

SPECIALTY OPERATIONS (VALUE ADDED SERVICES)	Adopted Range	
ZOO MIAMI (continued)	Minimum	Maximum
Other Fees (CONTINUED)		
Commercial Product Sampling – daily flat rate	$700.00	$700.00
Commercial Still Photo Shoots – (up to 8 hours)	$750.00	$750.00
Commercial Still Photo Shoots – each additional hour	$150.00	$150.00
Commercial Film / T.V. / Video Shoots – (up to 8 hours)	$1,000.00	$1,000.00
Commercial Film/T.V./Video Shoots – each additional hour	$200.00	$200.00

NOTES (Zoo Miami):

- Military Discount (A): 25% discount on Annual Entrance Passes for active duty and honorably discharged veterans of the United States Armed Forces, National Guard or reserve units of the U.S. Armed Forces or National Guard.
- Military Discount (B): Free lifetime military entrance passes for honorably discharged United States veterans who have service-connected disabilities. Lifetime Military Entrance Pass holders are required to obtain a replacement pass upon expiration of their current pass. Lifetime Military Entrance Passes may have an expiration date of up to five years from the date of issuance. Satisfactory written documentation to prove eligibility for a replacement Lifetime Military Entrance Pass includes the existing Lifetime Military Entrance Pass and personal identification (i.e.: driver license, etc.).
- 50% discount on child and general admission valid for up to six people.
- Buy one get one free admission in August, Military Appreciation Month.
- Other discounts may be offered as part of promotional activities with approval by the Director. Zoo Miami reserves the authority to offer a free day or time period.
- Zoo Miami may reduce operating hours on select days as a cost savings measure.
- Zoo Miami reserves the authority to negotiate from these rates when the group exceeds 500 people. Fees for group sales packages, customized activities, tours, events, and encounters may vary with approval by the Director.
- Fees for daytime activities and rentals at Zoo Miami are in addition to the zoo admission.

SPECIALTY OPERATIONS (VALUE ADDED SERVICES)	Adopted Range	
REVIEW FEES & TECHNICAL SERVICES	Minimum	Maximum
Plat Committee		
Tentative Plats	$250.00	$250.00
Waiver of Plat	$150.00	$150.00
Entry Feature, access landscaping	$187.50	$187.50
Decorative Wall, landscaping, maintenance	$125.00	$125.00
Tentative Plats, revisions	$75.00	$75.00
Waiver of Plat, revisions	$50.00	$50.00
Zoning Applications		
Residential > 250 units	$625.00	$625.00
Residential 50-250 units	$375.00	$375.00
Residential < 50 units	$125.00	$125.00
Non-Residential	$250.00	$250.00
Non-Residential, revisions	$125.00	$125.00
Zoning Applications, Expedited (1-week turn-around)		
Residential > 250 units	$937.50	$937.50
Residential 50-250 units	$562.50	$562.50
Residential < 50 units	$187.50	$187.50
Non-Residential	$375.00	$375.00
Non-Residential, revisions	$187.50	$187.50
Shoreline Committee		
Residential/Non-Residential	$250.00	$250.00
Other Technical Services		
Technical Service Fee (per hour)	~~$90.00~~ $150.00	~~$90.00~~ $150.00

SPECIALTY OPERATIONS (VALUE ADDED SERVICES)	Adopted Range	
OTHER FEES	Minimum	Maximum
Film - All Other Areas		
Early / Late Gate Opening (per hour)	$40.00	$50.00
Commercial, Video or Feature at Crandon (base fee)	$700.00	$700.00
Commercial, Video or Feature at all other parks (base fee)	$300.00	$300.00
Prop Rental (per item)	$50.00	$550.00
Park Building Rental (interior)	$550.00	$550.00
Vehicle Parking on Crandon Beach Road (per vehicle)	$20.00	$20.00
Still Photography at Crandon (per day)	$150.00	~~$150.00~~ $500.00
Still Photography at all other parks (per day)	$140.00	$173.00
Film/Still area fee (per area up to 10,000 square feet semi-exclusive use)	$273.00	~~$273.00~~ $750.00
Marina boat ramp 1 pier and 2 ramps weekday	$120.00	$120.00
Amelia Earhart Farm	$273.00	$273.00
Closed access vehicle parking fee (outside of designated parking lot)	$150.00	$150.00
Utilities (electric, water)	$25.00	$50.00
Parking [1, 2, 3]		
Car / Truck / SUV / Motorcycle Parking (per day)	$4.67	~~$9.35~~ $20.00
Car / Truck / SUV / Motorcycle Parking (per hour)	$0.93	~~$2.80~~ $5.00
Bus / RV Parking (per day)	$14.02	$18.69
Haulover North Lot Parking Surcharge	$0.93	$0.93
Haulover Dog Park Parking	$1.87	$5.60
Annual Parking Permit	$140.18	$240.18
Commercial Parking Permit (per month)	$60.00	$60.00
Parking Permit Replacement	$15.00	$15.00
Special Events	$1.50	$50.00
Special Event & Equipment Rental		
Vendor Space 8' X 10' (per day)	$45.00	$75.00
Vendor Space 10' X 10' (per day)	$70.00	$120.00
Vendor Space 8' X 16' (per day)	$90.00	$150.00
Vendor Space 10' X 20' (per day)	$140.00	$224.00
Vendor Space (educational / non-commercial)	$1.00	$1.00
Special Event Admissions	$6.00	$50.00
Showmobile /Stages		
Large Showmobile - 27' X 16' (per day)	$1,750.00	$1,750.00
Medium Showmobile - 27' X 14' (per day)	$1,400.00	$1,400.00
Small Showmobile - 17' X 12' (per day)	$910.00	$910.00
Large Flat Open Stage - 24' X 40' (1st day)	$790.00	$790.00
Additional Days	$220.00	$220.00
Small Flat Open Stage - 16' X 16' (1st day)	$650.00	$650.00
Additional Days	$150.00	$150.00
4'x8' risers, (each, per day)	$95.00	$95.00

SPECIALTY OPERATIONS (VALUE ADDED SERVICES)	Adopted Range	
OTHER FEES (continued)	Minimum	Maximum
Bleachers		
300 Capacity Bleacher	$1,210.00	$1,210.00
250 Capacity Bleacher	$1,065.00	$1,065.00
Bleacher (additional day)	$300.00	$300.00
Audio Visual Equipment		
Large Sound System - 5000 people (per day)	$3,100.00	$3,100.00
Medium Sound System - 1500 people (per day)	$1,900.00	$1,900.00
Small Sound System - 300 people (per day)	$900.00	$900.00
Speaker and Microphone Systems	$85.00	$165.00
Anchor Podium	$75.00	$75.00
Conference Systems (up to 16 microphones)	$750.00	$750.00
Paging Systems	$1,320.00	$1,320.00
Miscellaneous Equipment		
Portable Generators (per day)	$100.00	$600.00
Portable Generators (per week)	$275.00	$900.00
Electrical Breakout Boxes	$110.00	$110.00
Light Tower (per day)	$75.00	$90.00
Light Tower (per week)	$260.00	$260.00
Light Tower Delivery & Pickup	$100.00	$100.00
French Barricades (each, per day)	$11.00	$11.00
Bounce House Rental (4 hour minimum)	$140.00	$140.00
Bounce House Each Additional Hour	$35.00	$35.00
Podium	$55.00	$55.00
Mobie Mats (50 feet roll) 1st Roll	$250.00	$250.00
Mobie Mats additional roll	$50.00	$50.00
Mobie Mat - additional day each roll	$35.00	$35.00
Dunk Tank (per day)	$140.00	$140.00
Miscellaneous Fees		
Party Vendor Registration	$250.00	$250.00
Animal Encounters and Rides (per person)	$1.87	$4.67
Pick-up/Drop-off Fee (per event)	$150.00	$150.00
Helicopter Landing Fees	$250.00	$250.00

NOTES (Other Fees):

(1) Military Discounts – Military personnel stationed in Miami-Dade County are currently allowed to purchase resident annual parking permits by showing their military identification and proof of residency. Active duty personnel and veterans with service-connected disabilities are allowed free parking at PROS facilities.

(2) Park guests with a valid disabled parking decal are allowed free parking.

(3) Parking fees may only apply to Regional Parks or events of regional significance.

GENERAL NOTES:

- All fees are net of applicable taxes. Participation fees for recreational structured programs and deposits are exempt from State sales tax.
- Fees do not include reimbursements of direct expenses, which may be charged separately at cost.
- The Department, with the Director's prior, written approval, may:
    - Adjust fees within the approved ranges, to account for service location, site and facility conditions, amenities, seasonality, peak times, and market demand;
    - Offer promotions and discounts on a limited case-by-case basis deemed to be in the best interest of the Department, and, which will not adversely or materially impact the Department's annual budget;
    - Create packages for customized programs, activities, tours, events, and encounters;
    - Negotiate fees with large groups; and,
    - Apply late fees to delinquent or past due accounts not to exceed 25% of the original fee.
- In accordance with Resolution No. R-1073-12 and any subsequent resolutions or state statutes, the Department offers Military Discounts.

STRATEGIC PHILOSOPHY:

The Department's fees are structured to ensure the community has affordable access to core services, while at the same time providing flexibility to change fees based on market conditions for value-added services.

Core Services (e.g. General camps, after school programs, learn to swim, disability services programs, open spaces, trails, etc.) are programs, services and facilities essential to the mission of the Department. These are basic parks and recreation services county residents expect and may generate revenue to recover some of the costs associated with the service.

Value Added Services (e.g. Marinas, golf courses, campgrounds, facility rentals, etc.) are discretionary programs, services and facilities that provide added value to the community. These services generate revenue which offset much or all the costs associated with the service.

IO No.: 2-5
Ordered: ~~9/19/2019~~ 9/20/22
Effective: 10/1/20~~19~~ 22

MIAMI-DADE COUNTY
IMPLEMENTING ORDER
CODE ENFORCMENT

AUTHORITY:

The Miami-Dade County Home Rule Charter, including, among others, Sections 1.01, 2.02(A), 5.01 and 5.03, and Chapter 8CC, Code of Miami-Dade County.

SUPERSEDES:

This Implementing Order supersedes Administrative Order 2-5 ordered ~~July~~ September 19, 2019~~25, 2000~~ and effective ~~August 4, 2000~~ October 1, 2019.

POLICY:

It shall be the policy of Miami-Dade County to foster compliance with the ordinances passed by the Board of County Commissioners, as embodied in the Code of Miami-Dade County (the "Code") by encouraging its Code Inspectors to utilize available enforcement mechanisms, including the issuance of Uniform Civil Violation Notices ("CVNs"), to attain this goal. It shall also be the policy of Miami-Dade County to recover enforcement fines levied, administrative hearing and enforcement costs incurred by the departments involved in code enforcement activities, and accrued interest by utilizing administrative settlement and lien procedures as permitted by law.

ENFORCEMENT PROCEDURE FOR MUNICIPALITIES:

Municipalities within Miami-Dade County shall be entitled to utilize the applicable provisions of Chapter 8CC within their municipal boundaries by entering into an interlocal agreement with Miami-Dade County pursuant to Code Section 8CC-11. The County reserves the right to set minimum education, training and background check requirements to be met by municipal employees or agents enforcing the Code. Furthermore, the County shall provide oversight and auditing authority in order to withdraw delegation if it is determined that the municipality is improperly enforcing the Code. Any appeals to the Circuit Court or beyond from CVNs issued by a municipality shall be handled by that municipality and its legal staff.

HEARING OFFICERS AND HEARING FEES:

Compensation for Hearing Officers shall be $50.00 per hour for a minimum of $200.00 and up to a maximum of $400.00 per day. Each Hearing Officer decision finding a named violator guilty at the Administrative Hearing shall include hearing administrative costs in the amount of $75.00, to be paid by the alleged violator.

DEPARTMENTS' RESPONSIBILITIES:

Department directors of those departments charged with code enforcement, or their designees, shall be responsible for the following:

1. Prior to being provided the authority to initiate enforcement proceedings under Section 8CC-3(a) of the Code, a Code Inspector shall be required to successfully complete a "Level 2" state and national criminal history record check, which shall be conducted by the Human Resources Department through the Florida Department of Law Enforcement and the Federal Bureau of Investigation at the request of Code Enforcement departments. This criminal history background check consists of a nationwide search of law enforcement databases and includes a review of federal, state and local criminal activity. The Level 2 criminal history records check requirements shall be included in all Code Inspector job announcements. Municipal employees shall also be required to successfully complete a Level 2 criminal history record check or its equivalent prior to being provided authority to initiate enforcement proceedings under Chapter 8CC of the Code. In addition, driving records shall be reviewed as a part of the initial criminal background check and subsequently on an annual basis.

2. Code Inspectors shall enforce the ordinances listed in Section 8CC-10 of the Code within the jurisdiction of their respective departments.

3. Upon the issuance of a CVN the issuing Department will transmit a copy of the CVN, or the required data, to the Code Enforcement division of the Miami-Dade County Finance Department. Processes pertaining to the enforcement of the Code, including, but not limited to the enforcement language written on the CVN, all notices and due process requirements, shall be the responsibility of the Department. The Departments will collaborate with the Finance Department prior to the modification of the stated forms and notices to coordinate efficiencies among the enforcement and collection processes.

4. Named violators shall be notified on the CVN that: (a) all original civil penalty payments, continuing civil penalty payments and administrative hearing costs imposed pursuant to the provisions of Chapter 8CC shall be remitted directly to the Code Enforcement division of the Miami-Dade County Finance Department, with a check made payable to "Miami-Dade County Finance", unless the case is the subject of a settlement agreement; and (b) all appeals of a CVN or Assessment of Continuing Penalties shall be sent directly to, and filed with, Code Enforcement, County Clerk Division.

5. For any CVN issued in which a date of correction has been given, or for any case in which a Hearing Officer has set a date of correction (see Sec. 8CC-4(f) of the Code), or in which the Department has extended the date of compliance by Agreement, a Code Inspector must prepare an Affidavit of Compliance or Non-Compliance as appropriate and send a copy to Code Enforcement, County Clerk Division. The Affidavit must indicate whether payment of the civil penalty has

been made and the violation has been corrected by the applicable date of correction set forth in the CVN or by the Hearing Officer; and, if the violation has not been corrected or payment of the civil penalty has not been made, an Affidavit of Non-Compliance must so reflect and must set forth a request that a Hearing Officer issue an Order finding the violator guilty of a continuing violation and assess continuing penalties based upon the length of time the civil penalty remained unpaid and/or the violation continued to exist beyond the applicable date of compliance.

6. Departments shall be authorized to enter into agreements, extending dates of compliance with the Code, settling civil penalties and liens for amounts less than the maximum continuing penalty, costs and accrued interest. Such agreements shall contain the justification for settlement; the CVN number; the original penalty amount; the settlement amount; the amount collected (indicating full payment or partial payment); and, the signature of the department director, or designee, with notification to the Code Enforcement division of the Miami-Dade County Finance Department and to Code Enforcement, County Clerk Division. If any penalties have been made the subject of court actions, settlements must also include an approval from the County Attorney's Office. Unless otherwise specifically provided in the Code, the department will require the violator to remit the original amount of the ticket and any administrative hearing costs imposed by the Hearing Officer to the Code Enforcement division of the Miami-Dade County Finance Department and will collect the remainder of the settlement amount directly. The Departments shall provide to the Code Enforcement division of the Miami-Dade County Finance Department a written settlement memorandum which includes the following information: CVN number, settlement amount, amount received, date received, and record of collection number. If the settlement is based upon installment payments, the department shall provide the foregoing information for each payment until satisfaction of the agreement.

7. Whenever a violator has corrected a violation but failed to pay the civil penalty, or has failed to correct the violation and pay the civil penalty, or has paid the civil penalty but failed to correct the violation, then, upon the assessment of continuing penalties by a Hearing Officer, the named violator will be advised that if payment of the assessed penalties is not received, a lien shall be placed against the named violator's real and/or personal property unless the Department enters into a settlement agreement with the named violator. The departments shall notify the violator of Miami-Dade County's intent to file said lien against the violator's real or personal property when permitted by law. The Notice of Intent to Lien shall offer the violator an opportunity within a specified time period to avoid placement of the lien by executing a settlement agreement which provides for correction of the violation, payment of the original amount of the CVN, payment of continuing penalties, payment of administrative hearing costs where applicable, payment of all enforcement costs incurred by the department and accrued interest. A copy of the Notice of Intent to Lien shall be sent to mortgage holders and may be sent to insurance carriers, credit bureaus and any other parties holding a legal, equitable or beneficial interest in the property.

8. A lien shall be placed on a violator's real or personal property, except as provided for herein, if the violator does not respond within the prescribed time period to the

Notice of Intent to Lien by correcting the violations and paying all penalties, costs and interest due, or executing a settlement agreement and complying with said agreement. The lien document shall make specific reference to the civil violation notice number and the issuing department. The lien shall be recorded in the Official Records of Miami-Dade County, and the Code Enforcement division of the Miami-Dade County Finance Department shall be notified of same.

9. Departments may offer a payment plan in negotiating settlements prior to or after placement of liens upon written request of the violator and establishment of economic need or extenuating circumstances. In order to insure the department's ability to collect all civil penalties, administrative hearing and enforcement costs and interest due, departments are required to file a lien where possible whenever the violator enters into a payment plan in response to a Notice of Intent to Lien.

10. Upon placement of a lien against real or personal properties, the individual or business entity holding a mortgage on the property shall be notified of the lien placement by the department. The department may notify credit bureaus, insurance carriers and other parties holding a legal, equitable or beneficial interest in the property of the placement of the lien.

11. The department may initiate collection proceedings including, but not limited to, referral to collection agencies and filing of civil suits as warranted in an effort to recover monies owed Miami-Dade County resulting from the issuance of CVNs.

12. For any lien placed against real property pursuant to Chapter 8CC or other provisions of the Code which remains unsatisfied one year from the date of recordation of the lien, the departments may notify the Office of the County Attorney and it shall be the responsibility of the County Attorney to initiate foreclosure actions in Circuit Court on non-homestead properties where foreclosure of the property is in the best interest of Miami-Dade County.

13. Upon final payment under a settlement agreement or full payment of a lien, all accrued interest and the costs of lien recordation and satisfaction, the departments shall record a Satisfaction of Lien in the Miami-Dade County public records. The Satisfaction of Lien document shall make specific reference to the civil violation notice number and the issuing department.

CODE ENFORCEMENT, COUNTY CLERK DIVISION RESPONSIBILITIES:

Code Enforcement, County Clerk Division shall be responsible for the following:

1. If payment has not been received for a Civil Violation Notice and/or the violation of the Code Section has not been corrected, Code Enforcement, County Clerk Division shall issue a notice to the violator (where no timely appeal has been filed), indicating the civil penalty, accrued penalty, and the total amount due within 30 days. The violator shall be further advised that if payment is not received or the violation is not corrected within 30 days, a lien shall be placed against the violator's real or personal property. Upon the assessment of continuing penalties by a Hearing

Officer, a Notice of Assessment of Continuing Penalties will be sent to the named violator pursuant to Section 8CC-4(g) of the Code.

2. All requests for administrative hearings appealing either a CVN or an Assessment of Continuing Penalties shall be filed with Code Enforcement, County Clerk Division. Code Enforcement, County Clerk Division shall accept and process all requests for appeal that have been timely filed by the named violators such that it shall notify the issuing Department, and the Code Enforcement division of the Finance Department, of each appeal that has been filed; and request that the issuing Department provide the next available date and location for which to conduct the hearing

3. Upon the notification from the issuing Department of the available location and next available date to conduct the Administrative Hearing, the Code Enforcement, County Clerk Division shall select and assign a Hearing Officer to hear such appeal and shall send a Notice of Hearing to the named violator pursuant to Section 8CC-6(b).

4. The Code Enforcement, County Clerk Division shall maintain the docket of the administrative hearings and shall provide same to the issuing Department confirming the appellant, date, location, and time that each appeal will be heard by the assigned Hearing Officer.

5. Upon a Hearing Officer finding a named violator guilty at the Administrative Hearing, a copy of the Hearing Officer's decision will be provided to the violator which shall include, the amount of time or specific date by which to correct the violation (if applicable) and the requirement to pay the civil penalty, hearing administrative costs, enforcement costs, assessed penalties (if applicable), and instructions that the total amount is to be paid to the Code Enforcement division of the Finance Department. The violator shall be further advised that if payment of the assessed penalties is not received and the violation is not corrected within 30 days, a lien may be placed against the violator's real and/or personal property unless the Department enters into a settlement agreement with the named violator.

6. If a violator files a written request to reschedule the hearing and that written request is provided ten days or more prior to the administrative hearing date, Code Enforcement County Clerk Division shall advise the issuing department in writing of the request. The affected issuing department will then either agree or object to the continuance request. If the issuing department objects to the request, the Code Enforcement County Clerk Division shall forward the request to the standby Hearing Officer for ruling on the written request for rescheduling, and the Clerk shall notify the violator and the affected department of the Hearing Officer's ruling. If the standby Hearing Officer is not able to be reached or is unable to rule on the request prior to the scheduled hearing, the Code Enforcement Clerk Division shall notify the named violator that the request for rescheduling shall be presented and heard by the Hearing Officer at the scheduled hearing. The Code Enforcement County Clerk Division shall inform the violator that they have not been excused from the hearing and must appear or send a legally authorized representative on their behalf, including but not limited to a duly authorized power of attorney or attorney in fact.

If the request for rescheduling is made less than 10 days before the hearing date, Code Enforcement County Clerk Division shall advise the issuing department in writing of the request. The affected issuing department will then either agree or object to the continuance request. If the affected issuing department objects to the request the Code Enforcement County Clerk Division shall inform the violator that request is pending and that the Hearing Officer will adjudicate the request at the scheduled hearing prior to the commencement of testimony and the presentation of evidence. The Code Enforcement County Clerk Division shall inform the violator that they have not been excused from the hearing and must appear or send a legally authorized representative on their behalf, including but not limited to a duly authorized power of attorney or attorney in fact.

7. Management information reports for administrative hearings appealing either a CVN or the Assessment of Continuing Penalties will be generated twice per month for distribution to Departments sequenced by department, name of alleged violator, date of citation issuance, date of request for appeal, Code Inspector Name, address of violation, mailing address for named violator, and citation number.

RESPONSIBILITIES OF THE CODE ENFORCEMENT DIVISION WITHIN MIAMI-DADE COUNTY FINANCE DEPARTMENT

1. The County Mayor, through the Code Enforcement Division of the Finance Department in collaboration with the issuing departments, shall develop and distribute to all issuing departments templates for all CVN notices to be issued, for affidavits of compliance and non-compliance, and for all other notices and records required to be sent to violators and to be maintained so as to ensure consistency and reasonable uniformity in the code enforcement process. Departments that issue CVNs pursuant to Section 8CC of the Code will provide notification to the Finance Department of desired modifications to the format of all CVNs, related Affidavits, and all other notices and records required to be sent to named violators that pertain to the collection of fines, penalties, costs, liens, or related debt associated with the CVNs. Processes pertaining to the collection of debt, as provided herein, relating to fines, costs, penalties, and debt, as stated herein, shall be the responsibility of the Finance Department.

2. Within five (5) days of issuance of a CVN to a violator, a letter will be issued to the violator indicating the amount of the civil penalty and the date by which the penalty is to be paid, advising the violator the date by which the violation must be corrected (if applicable), and providing the deadline date to request an administrative hearing in writing to appeal the issuance of the CVN.

3. Upon receipt of the Mandate from the Circuit Court pertaining to an appeal of a Hearing Officer's Final Order, where the County is the prevailing party, a letter will be issued to the violator indicating the amount of the civil penalty, administrative costs, any other applicable obligations, and enforcement costs that are due and payable within ten (10) days. The violator shall be further advised that if payment is not received or the violation is not corrected within ten (10) days, a lien shall be

placed against the violator's real or personal property when permitted by law.

4. When appropriate, a Satisfaction of Lien will be filed in the Official Records of Miami-Dade County.

5. Management information reports will be generated monthly for distribution, sequenced by department and badge number, indicating citations paid, citations complied with, and citations not complied with. A report will be generated on an annual basis, by department, detailing outstanding violations for the previous year.

DEPARTMENT SUPPLEMENTAL COSTS:

Department supplemental costs shall mean certain administrative costs incurred by using departments while processing continuing violations and levying liens and expenses incurred in collection efforts. Department supplemental costs are not provided for under Chapter 8CC and can only be levied or collected if authorized by other statutory Code provisions or implementing order or by approval of the County Commission.

ADMINISTRATIVE REIMBURSEMENT:

In order to cover the actual administrative expenses incurred by the County Clerk Division in supporting the Code Enforcement system, the Code Enforcement division of the Finance Department shall remit to the County Clerk its administrative hearing costs that are assessed by a Hearing Officer. The expenses incurred by the Code Enforcement Division of the Miami-Dade County Finance Department, as well as any expenses incurred by the County Clerk, not fully reimbursed by its administrative hearing costs, will be covered from remaining code enforcement collections. Code enforcement departments shall be further entitled to compensation for costs and expenses pursuant to 8CC-6(l) and are not precluded from further assessment of such costs. The manner and timing of cost allocations and the subsequent distribution of remaining funds to Miami-Dade County code enforcement departments shall be determined by the Miami-Dade County Finance Department, Code Enforcement Departments, the County Clerk and the Budget Director, but shall in any event occur on not less than an annual basis. The continuing penalties, enforcement costs, and departmental supplemental costs collected shall be distributed to issuing departments on a quarterly basis.

CLOSURE OF CASES:

Cases may be closed in the following circumstances:

1. Where the civil penalty is paid and the violation corrected (if applicable).

2. Where the department has settled with the violator, pursuant to this Implementing Order.

3. Where the department voids or administratively closes the CVN.

4. Where the Miami-Dade County Finance Department has been delegated the authority by the issuing department and administratively dismisses the CVN.

5. Where the Hearing Officer finds the named violator not guilty and no appeal is taken by the County or issuing municipality.

6. Where there is a final settlement, judgment, order or other resolution of a case by a court of competent jurisdiction.

This Implementing Order is hereby submitted to the Board of County Commissioners of Miami-Dade County, Florida.

Approved by the County Attorney as
to form and legal sufficiency _____

I.O. No.: 4-82
Ordered:~~02/16/18~~
09/20/2022
Effective: ~~02/16/2018~~
10/01/2022

MIAMI-DADE COUNTY
IMPLEMENTING ORDER

SCHEDULE OF FEES FOR COUNTY PARKING FACILITIES
MANAGED BY THE INTERNAL SERVICES DEPARTMENT

AUTHORITY:
The Miami-Dade County Home Rule Amendment and Charter, including among others, Sections 1.01 and 2.02A; and Chapter 125.01, Florida Statutes.

SUPERSEDES:
This Implementing Order (IO) supersedes Administrative Order 4-82, ordered ~~September 22, 2016~~February 6, 2018 and effective ~~October 1, 2016~~February 16, 2018.

POLICY:
The purpose of this article is to provide rates for County parking facilities. The following schedule of fees reflect the current rates charged by the Internal Services Department (ISD) for parking throughout County facilities.

PROCEDURE:
The Director of ~~the Internal Services Department~~ISD shall be responsible for the collection of fees, accounting of revenues received ~~shall~~ and review of all fees annually. The fees set forth herein may be subject to change each fiscal year as deemed operationally necessary and approved by the Board of County Commissioners.

FEE SCHEDULE:
The fee schedule adopted by this Implementing Order is attached hereto and made a part hereof. The official fee schedule is also filed with the Clerk of the Board of County Commissioners.

This Implementing Order is hereby submitted to the Board of County Commissioners of Miami-Dade County, Florida.

Approved by the County Attorney as
to form and legal sufficiency_____

INTERNAL SERVICES DEPARTMENT

FEE SCHEDULE

1. Rates per half hour in Miami-Dade Cultural Center Garage*, West Lot Garage*, Garage #5*, ~~140 West Flagler Garage,~~ Coral Gables Courthouse Lot and Overtown Transit Village Garage:

	CURRENT
Per ½ hour, or portion thereof up to 2 ½ hours	$ 3.00
Between 2 ½ - 12 hours	$ 15.00
Over ~~2 ½~~12 hours or all day	$ ~~14.00~~ 24.00
Lost ticket rate	$ ~~14.00~~ 24.00
Juror Parking	No Charge
Disabled Parking	No Charge

*For County residents attending meetings of the Board of County Commissioners or a committee of the Board, there will be no charge for the first two hours of parking at this garage. Parking for Committee Board Members shall be complimentary when attending a committee meeting. There is a 15-minute grace period upon entering Miami-Dade Cultural Garage, West Lot Garage, Garage #5, and Overtown Transit Village Garage.

~~2. Early Bird Rate for Garage #5 (Hickman) - In before 9A and Out after 3P (Weekdays Only)~~ ~~$ 6.00~~

~~3~~2. Monthly Rates at Garages:

		Base Rate	7% Sales Tax	Total
Cultural Center Garage	~~$ 58.03~~	$ 70.00	$ 4.90	$ 74.90
West Lot Garage	~~58.03~~	$ 70.00	$ 4.90	$ 74.90
140 West Flagler Garage	~~63.80~~	$ 70.00	$ 4.90	$ 74.90
Coral Gables Courthouse Lot		$ 70.00	$ 4.90	$ 74.90
Court House Center Garage	~~61.60~~	$ 70.00	$ 4.90	$ 74.90
Garage #5 (Hickman Garage)	~~58.03~~	$ 70.00	$ 4.90	$ 74.90
Overtown Transit Village Garage	~~58.03~~	$ 70.00	$ 4.90	$ 74.90

~~4~~3. Monthly Rates at Surface Lots:

		Base Rate	7% Sales Tax	Total
~~Mahi Shrine Lot~~	~~$ 44.00~~			
Civic Center Lot #25	~~47.30~~	$ 70.00	$ 4.90	$ 74.90
Graham Lot	~~50.60~~	$ 70.00	$ 4.90	$ 74.90
Hickman Lot	~~33.00~~	$ 70.00	$ 4.90	$ 74.90
Children's Courthouse Secured Lot	~~60.00~~	$ 70.00	$ 4.90	$ 74.90

Monthly Parking Rates may be prorated by 50% of the monthly fee for the first month if the account is created after the 15th of the month. Any person or entity starting a contract after the 15th of the month will pay the prorated amount (50%) of the monthly fee, when the contract is effective any day after the 15th of the month (which fee shall be effective from the 16th through the end of the month). There shall be no proration given upon cancellation and no refunds due to unused parking privileges.

~~5~~4. Entrance Rate Per Day at Surface Lots:

	Juror and Disabled	General Public
Civic Center (Jury Pool Lot)	No Charge	~~$ 10.00~~ $ 15.00
~~Mahi Shrine Lot~~	~~No Charge~~	~~$ 10.00~~
Civic Center Lot #25	No Charge	~~$ 10.00~~ $ 15.00
Coral Gables Courthouse Lot	No Charge	$ 15.00

~~6~~5. Miscellaneous Fees:

Special events*	$ 3.00 to $ 30.00
Advisory Board rates	$ 4.00
Library and History Miami Patrons (with validation)	$ 5.00
Monthly Parking Late Fee	$ 15.00
Access Card Fee	$ 15.00

*Special Events shall mean temporary gatherings sponsored in part or whole by Miami-Dade County or any other organization whether public or private,~~:~~ as approved by the ISD Department Director; rates for such special event will be within the range, as to be determined by the ISD Department Director or designee.

6. Rates at all other open lot locations operated by ISD:

	Base Rate	7% Sales Tax	Total
Monthly rates for all Open Lot locations operated through electronic applications with pay-by-plate option	$ 70.00	$ 4.90	$ 74.90
Daily rates for all Open Lot locations with pay-by-plate options- first hour			$ 3.00
Daily rates for all Open Lot locations with pay-by-plate options- the second hour and each hour thereafter up to a maximum of nine hours			$ 2.00 per hour

Notes:
~~All rates include sales tax.~~

Companies, non-profit organizations, and governmental entities with 100 or more participating employees are eligible to purchase Monthly Parking Passes at the corporate rate of $65.27 through payroll deduction.

Returned checks policy: Rate due plus penalty, pursuant to Florida Statutes, Section 832.07.~~-~~

~~*Special Events shall mean temporary gatherings sponsored in part or whole by Miami-Dade County or any other organization whether public or private: as approved by the Internal Services Department Director; rates for such special event will be within the range, as to be determined by~~

~~the Internal Services Department Director or designee.~~

Implementing Order

Implementing Order No.: IO 3-38
Title: MASTER PROCUREMENT IMPLEMENTING ORDER
Ordered: [[~~3/8/2016~~]]>>09/20/2022<< **Effective**: [[~~3/18/2016~~]] >>10/1/2022<<

AUTHORITY:
Sections 2-8.1, 2-8.2 and 2-11.1 of the Code of Miami-Dade County, Sections 1.01 and 5.03 of the Miami-Dade County Home Rule Charter.

SUPERSEDES:
This Implementing Order (I.O.) supersedes previous Implementing Order 3-38, ordered [[~~December 2, 2014~~]]>>March 8, 2016<< and effective [[~~December 12, 2014~~]]>>March 18, 2016<<

SCOPE:
This Implementing Order governs the County's processes for the purchase of goods and services including professional services (other than those professional services whose selection is governed by Sec. 287.055 F.S. and Secs. 2-10.4 and 2-10.4.01 of the Miami-Dade County Code). It establishes the roles and responsibilities of the [[~~Internal Services Department (ISD)~~]] >>Strategic Procurement Department (SPD)<<, methods of purchasing goods and services, and the authority to award contracts. Additional policies and procedures relating to the County's procurement processes are detailed in the [[~~ISD~~]] >>SPD<< Procurement Guidelines, other [[~~A.O.s~~]] >>Administrative Orders, Implementing Orders,<< and the County Code.

EXCEPTIONS:
This Implementing Order does not apply to: construction; purchase, lease or rental of real property; permits; programming partnerships at Miami Dade Parks, Recreation and Open Spaces Department; the purchase of professional architectural, engineering, architectural landscape and land surveying professional services whose selection is governed by Sec. 287.055 F.S. and Secs. 2-10.4 and 2-10.4.01 of the Miami-Dade County Code and detailed in A.O. 3-39; or procurement activities covered by specific ordinances such as the Public Health Trust, Expedite, Performing Arts Center, aviation retail concessions, etc.

DELEGATION OF AUTHORITY:
This Implementing Order establishes that [[~~ISD~~]] >>SPD<< is designated as the central procurement agency for making purchases with County funds except as noted [[~~within~~]] >>herein<<. All authorized purchases shall be made in compliance with Florida Statutes, this Implementing Order and established [[~~ISD~~]] >>SPD<< Procurement Guidelines. No person may make any purchase with County funds unless specifically authorized to do so by County Code, implementing order, resolution, administrative order, or designation by the Board of County Commissioners or the County Mayor. The [[~~ISD~~]] >>SPD<< Director >>shall be the Chief Procurement Officer.<< [[~~is appointed by the County Mayor and the ISD Director will appoint an ISD Assistant Director as the County's Chief Procurement Officer (CPO).~~]]

The [[~~CPO~~]] >>SPD Director<< shall have relevant, recent experience in large-scale public procurement of goods and services, possess a record of unquestioned integrity and have demonstrated executive, managerial and organizational skills. The [[~~ISD~~]] >>SPD<<

Director may also delegate [[~~ISD~~]] >>SPD<< professional staff to exercise the authority contained thereunder. The [[~~ISD~~]] >>SPD<< Director is responsible for hiring appropriate qualified professional staff to carry out the Department's mission.

The [[~~CPO~~]] >>SPD Director<< is charged with fostering full and open competition consistent with County policy. The [[~~CPO~~]] >>SPD Director<< is also responsible for implementing programs and initiatives to improve competition geared at yielding best value. This includes, but is not limited to, providing specialized training for staff regarding determination of appropriate acquisition methods, assuring effective and efficient market research, enhancing competitive contracting opportunities for small and minority business entities, scrutinizing sole source, and bid waiver acquisitions and challenging specifications and statements of work (SOW) to ensure no artificial barriers limit or reduce competition.

POLICY:
For the County to function efficiently and responsibly, goods and services meeting the necessary quality and fit shall be procured for County agencies at fair and reasonable prices and in a timely manner. Advance acquisition planning by departments, effective market research, and early [[~~ISD~~]] >>SPD<< collaboration with user departments in the acquisition process are essential to successful procurement.

The standard method for the procurement of goods and services in Miami-Dade County is the Invitation to Bid (ITB) process. Other acquisition processes available to Miami-Dade County for the purchase of goods and services include, but are not limited to, the Request for Proposals (RFP) and Request for Qualifications (RFQ) processes. Formal market research may utilize a Request for Information (RFI) process. >>Pursuant to Section 2-8.1.6 of the Code, the County created the Expedited Purchasing Program (EPP). The EPP may be used for the competitive purchase of supplies, materials, and services, including professional services other than architectural and engineering services which are estimated to cost $1 million dollars or less.<<

To obtain the best value for the taxpayers' dollar and to promote equitable economic participation by all segments of our community, it is the policy of Miami-Dade County to purchase goods and services via an open and competitive process. When competition is not available, [[~~however,~~]] or when it is determined in the best interest of the County to utilize means other than full and open competition, County legislation authorizes the execution of purchases on a bid waiver, sole source or emergency basis.

PURPOSE:
The purpose of this Implementing Order, and the corresponding Procurement Guidelines issued by [[~~ISD~~]] >>SPD<<, is to simplify and clarify the procurement process, establish clear [[~~lines~~]] >>parameters<< of procurement authority and accountability, consolidate and standardize the procedures governing procurement countywide, enhance public confidence, ensure the fair and equal treatments of vendors, foster competition and help safeguard the quality and integrity of procurement in Miami-Dade County.

PROCUREMENT ORGANIZATION:
[[~~ISD~~]] >>SPD<< is the central agency for the procurement of goods and services for Miami-Dade County government. [[~~ISD~~]] >>SPD<< is dedicated to customer service and the timely acquisition of best value goods and services. Utilizing technology and sound business processes, [[~~ISD~~]] >>SPD<< strives to bring the greatest value to Miami-Dade County with integrity, fairness, competition and community inclusion.

It is the responsibility of [[~~ISD~~]] >>SPD<< to issue and maintain procurement policies, procedures and guidelines for County departments. Any County department that issues solicitations or executes purchases for goods or services governed by this Implementing Order shall comply with this Implementing Order and the [[~~ISD~~]] >>SPD<< Procurement Guidelines.

[[~~ISD~~]] >>SPD<< is responsible for implementing this [[~~I.O.~~]] >>Implementing Order<< and establishing related forms, procedures, manuals and guidelines. It is the responsibility of the [[~~ISD~~]] >>SPD<< Director or authorized designee, to:

1. Strategize collaboratively with departments early in the procurement process to encourage advanced acquisition planning
2. Prepare effective solicitation documents
3. Assemble appropriate specifications, terms and conditions
4. Conduct adequate market research
5. Determine the [[~~particular~~]] >>appropriate<< acquisition method
6. Develop evaluation criteria
7. Advertise >>solicitation documents<<
8. Evaluate or [[~~administering~~]] >>administer<< the evaluation of bids/proposals
9. Reject bids/proposals >>, pursuant to established authority to reject bids/proposals<<
10. Prepare contract awards or contract award recommendations, pursuant to the established authority to award contracts

[[~~**OTHER PROCUREMENT LEGISLATION:**~~
~~Other County legislation governing the procurement process includes but is not limited to: Bid Protest Ordinance, Section 2-8.4 of the County Code and I.O. No. 3-21; Local Preference Ordinance, Section 2-8.5 of the County Code; and Cone of Silence Ordinance, Section 2-11.1(t) of the County Code and A.O. 3-27.~~]]

LOCAL COMPETITION [[~~ADVOCATE~~]] >>ADVOCATES<<:
The [[~~County Mayor or County Mayor's designee~~]] >>SPD Director<< shall appoint one or more County staff as Local Competition Advocates to ensure that the County's procurement practices do not exclude or disadvantage local firms in the procurement process. The Local Competition [[~~Advocate~~]] >>Advocates<< shall review [[~~all~~]] solicitations issued [[~~by the County~~]] to ensure that the manner and method by which the County is purchasing goods or services does not create barriers to local competition. Such review shall include, but not >>be<< limited to, issues such as [[~~size~~]] >>value<< of the purchase, the minimum qualifications required to perform on the contract, the type of [[~~product~~]] >>goods and/or services<< sought, the evaluation criteria and the method of advertising the solicitation. The Local Competition [[~~Advocate~~]] >>Advocates<< shall increase the [[~~ability of~~]] >>opportunities for<< local firms to compete to provide the good or service. [[~~For any solicitations awarded by the Board, the County Mayor shall include in his or her recommendation for award all recommendations by the Local Competition Advocate as well as the administration's response to such recommendations~~]].

MARKET RESEARCH:
County staff shall conduct market research prior to or during the development of contract specifications or scope of work for any purchase of goods or services. The research

shall be performed in accordance with [[~~ISD~~]] >>SPD<< Procurement Guidelines and the dollar thresholds established therein. The Office of the Inspector General shall review periodically staff's compliance with the required procedures.

The primary purpose of market research in public procurement is to >>collect and analyze data to<< determine the availability of sources of supply and to promote the formulation of specifications that provide best value, and fair and open competition. Specifications and requirements should neither be exclusionary nor unreasonably favor any one [[~~vendor~~]] >>bidder<< or proposer.

The process of market research begins with the intent to satisfy a legitimate County requirement. Whenever practical, the requirement should be stated in terms of performance or functionality. This means that the required "output" or "outcome" of the goods or services to be purchased should be clearly understood and defined.

During the course of market research, as more fully described in the [[~~ISD~~]] >>SPD<< Procurement Guidelines, County staff shall contact, whenever possible, no less than three different sources in the affected market. Documentation of such contacts shall identify the sources contacted and the date the source is contacted and shall be maintained in a manner that they may be reviewed by the Office of the Inspector General.

The Local Competition [[~~Advocate~~]] >>Advocate<< shall also conduct market research to identify potential barriers in solicitations to local competition. The Local Competition [[~~Advocate~~]] >>Advocate<< shall solicit advice from local firms regarding County solicitations to determine local capacity, capability, and products prior to issuing recommendations on any solicitation.

METHOD FOR PURCHASING GOODS AND SERVICES:

PURCHASES OVER $250,000
Formal sealed written bids shall be solicited from vendors for purchases over $250,000 in accordance with the [[~~ISD~~]] >>SPD<< Procurement Guidelines.

PURCHASES OVER $25,000 and up to $250,000
Purchases over $25,000 and up to $250,000 shall be in accordance with the [[~~ISD~~]] >>SPD<< Procurement Guidelines.

PURCHASES UP TO $25,000 (SMALL PURCHASE ORDERS)
Small purchase orders represent the decentralized delegation of purchase authority to authorized personnel in County departments. Small purchase orders may not exceed $25,000 per purchase, and shall be executed in strict accordance with the requirements of this Implementing Order and the [[~~ISD~~]] >>SPD<< Procurement Guidelines. Department Directors or their authorized designees are responsible for and will be held accountable for their department's appropriate use of small purchase orders and compliance with the competitive and administrative requirements and supporting documentation established in this Implementing Order and in the [[~~ISD~~]] >>SPD<< Procurement Guidelines. [[~~ISD~~]] >>SPD<< shall track the department's use of small purchase orders in order to ensure [[~~economics~~]] >>economies<< of scale and the benefits of leveraging the organization's spending is deriving a benefit to the taxpayers by consolidating commonly used goods and services into annual County contracts.

PURCHASING CARDS:
Purchasing cards may be used for certain small purchases by authorized County personnel subject to the specific dollar limitations and requirements established in the Purchasing Card Program Administrative Order (A.O. 3-35) and the Finance Department's Guidelines for the Use of Purchasing Cards, except that individual purchases are limited to $1,000 per transaction, and a monthly limit of $25,000 per card in total purchasing card expenditures will be enforced.

REQUEST FOR PROPOSALS/REQUEST FOR QUALIFICATIONS:
A Request for Proposals (RFP) or a Request for Qualifications (RFQ) is a formal written solicitation prepared and issued for the purpose of seeking responses from prospective proposers by a certain date and time as established by Miami-Dade County.

An RFP may be used when: the scope of work cannot be completely defined by the County; the required goods or services can be provided in several different ways; qualifications, experience or the quality of the goods or services to be delivered are significant factors of consideration, in addition to price; or the responses may contain varying levels of service or alternatives which lend themselves to negotiation.

An RFP may be used when the qualifications of proposers are an important selection criterion, and a particular solution or performance outcome has been established. An RFP may include, but is not limited to, applicable laws, rules, scope of services, proposer qualifications, proposal instructions, terms and conditions of the contract, and evaluation/selection criteria. Contract award is not based solely upon price; rather, there is an evaluation which may include such criteria as qualifications and experience of principals and staff; methodology and management approach; understanding of the project and the County's objective; technical superiority; financial stability; pro forma statements; experience and history of the firm; reference; and costs/revenues.

An RFQ is used to obtain statements of qualifications from proposers when the scope of services cannot or has not been completely established by the County, requiring specific qualifications in order to be considered for contract award. An [[~~RFP~~]] >>RFQ<< includes, but is not limited to, a brief explanation of the purpose of the RFQ, description of the service to be purchased (scope of services), required qualifications, proposal instructions, and evaluation/selection criteria. Contract awards are generally not based solely upon price; rather, there is an extensive evaluation which may include such criteria as qualifications and experience of principals and staff; technical superiority; financial stability; experience and history of the firm; and references.

An RFQ may be used, for example: when creating a pool of qualified vendors to be used on an "as needed" basis; or in a two-step process where the scope of services is incomplete and only those firms selected in the qualification phase compete under a "mini-RFP" when a particular work order or scope of services is established. For selection committee formation and performance, and for selection committee taping procedures, refer to [[~~Administrative and~~]] Implementing [[~~Orders~~]] >>Order<< 3-34.

ACCESSING CONTRACTS FROM OTHER GOVERNMENT ENTITITES:
The [[~~ISD~~]] >>SPD<< Director, may award a contract by accessing the competitively solicited contract of any other governmental or quasi-governmental entity or not-for-profit organization, provided the goods or services are not available through an existing Miami-Dade County contract at same or lower price. When accessing a contract of another entity

consisting of a pre-qualified vendor pool, the County shall conduct a competitive selection process among the pool members in accordance with [[~~ISD~~]] >>SPD<< Procurement Guidelines or instructions. When the expenditure exceeds $1,000,000, the [[~~ISD~~]] >>SPD<< Director shall prepare a recommendation for the County Mayor's consideration. The County Mayor shall consider and may present the recommendation to the Board of County Commissioners for award.

EMERGENCY PURCHASES:
An emergency purchase is an unforeseen or unanticipated urgent and immediate need for goods or services where the protection of life, health, safety or welfare of the community or the preservation of public properties would not be possible using any of the other purchasing methods described in the Implementing Order, including a bid waiver.

In the event a department director or authorized designee determines that an emergency purchase is necessary, a contract may be awarded without utilizing the competitive bid procedures regardless of the amount of expenditure. Within five (5) working days after the purchase, the County department shall submit the post award requisition to [[~~ISD~~]] >>SPD<< specifying the circumstances which justified the emergency contract award. When the expenditure is in excess of $250,000, the [[~~ISD~~]] >>SPD<< Director shall forward the documented circumstances to the County Mayor for presentation to the Board of County Commissioners for ratification.

PILOT PROJECT AND DEVELOPMENT AGREEMENTS:
The County Mayor or the County Mayor's designee may enter into pilot project and product demonstration agreements with County vendors or prospective County vendors for the purpose of testing and evaluating technology, products and services provided that such agreements are: (1) for a period not to exceed twelve (12) months from the initiation of the pilot project or demonstration; (2) provided at no cost to the County with the exception of any ordinary cost for County employees or consultants to review such technology, products or services; (3) do not contain any exclusive dealing, in-kind or advertising commitments by the County; (4) provide for indemnification of the County; (5) provide for County ownership of any data generated during the testing and observation period; and (6) are terminable at will by the County.

Each pilot project or product demonstration agreement shall be subject to review and approval by the County Attorney's Office for legal sufficiency prior to execution. In the event that the County seeks to procure a similar technology, product or service through the County's competitive process, any solicitation document shall include all information regarding the pilot project and the technology, product or services tested.

Pilot project and product development agreements may not serve as a basis for any non-competitive purchase other than a bid waiver or sole source purchase and may not serve as the sole basis of the public interest justification of any bid waiver.

BID WAIVERS:
A bid waiver is a purchase of a good or service without formal competitive bidding when it is determined to be in the best interest of the County. Formal competition may be waived by the [[~~ISD~~]] >>SPD<< for expenditures up to $250,000 and by the Board of County Commissioners for awards greater than that amount. Bid Waiver requests shall be prepared by the user department and submitted to the [[~~ISD~~]] >>SPD<< Director, or authorized designee, for evaluation and analysis. When the expenditure exceeds $250,000, and it is

determined to be in the County's best interest to waive competitive procedures, the [[~~ISD~~]] >>SPD<< Director shall consider and may present the recommendation to the County Mayor.

The County Mayor shall consider and may present the recommendation to the Board of County Commissioners for award. Additional funds and/or extensions of time that may be requested during the contract period are subject to the current authority limits for contract modification in this Implementing Order.

[[~~CONFIRMATION (UNAUTHORIZED)~~]] >>UNAUTHORIZED<< PURCHASES:
[[~~A confirmation purchase is the ratification action that authorizes a prior unauthorized purchase.~~]] An unauthorized purchase is a purchase or commitment of funds by an employee that does not have the authority to do so, or a purchase or commitment of funds by an authorized employee but not in accordance with County legislation or the procedures prescribed by this Implementing Order. [[~~A confirmation~~]] >>The ratification of an unauthorized<< purchase requires retroactive approval by the [[~~ISD~~]] >>SPD<< Director, or authorized designee, up to $250,000, and by the Board of County Commissioners for commitments exceeding that amount. Payment for any unauthorized purchase may be deemed the responsibility of the employee that made the purchase or commitment, and shall subject said employee to disciplinary action up to and including termination. The department director having responsibility over the unauthorized purchase shall respond to the County Mayor in writing with a complete justification for all inappropriate activity, to include the disciplinary action taken, if appropriate, and the corrective action(s) implemented to prevent recurrence.

NONCOMPETITIVE (SOLE SOURCE) PURCHARSES:
A sole source purchase is the procurement of a good or service for which there is no other vendor who can compete to provide the good or service, and an equal product or service is not available from any other supplier. When the [[~~ISD~~]] >>SPD<< Director, or authorized designee, is satisfied that there is only one source of supply or determines that a noncompetitive situation exists for the required goods or services, full and open competition may be waived by the [[~~ISD~~]] >>SPD<< Director. When the expenditure exceeds $250,000 the [[~~ISD~~]] >>SPD<< Director shall prepare a recommendation for the County Mayor. The County Mayor shall consider and may present the recommendation to the Board of County Commissioners for award. Additional funds and/or extensions of time may be requested during the contract period and are subject to the current authority limits for contract modifications contained in this Implementing Order.

JUSTIFICATION FOR BID WAIVERS AND SOLE SOURCE ACQUISITIONS:
When a County department recommends to [[~~ISD~~]] >>SPD<< the use of other than full and open competition, the appropriate justification for that recommendation must be submitted to [[~~the Procurement Management Services Division of ISD~~]] >>SPD<< for evaluation and analysis. Using the appropriate Justification/Input Document, the user department shall, as a minimum, indicate the purpose of the acquisition, the uniqueness of the item or service, the reason waiver of the competitive process is in the County's best interest, the market research that has been performed to support such actions, and the actions proposed to enhance competition in future acquisitions.

DEPARTMENTAL REVIEW OF TECHNICAL SPECIFICATIONS:
When [[~~ISD~~]] >>SPD<< is the issuing department for solicitations, the technical review and revision of specifications of a solicitation prior to advertisement shall be completed by the

reviewing department and returned to [[~~ISD~~]] >>SPD<< in not more than fifteen (15) working days from the date received by the department. The technical review of bids or proposals prior to award shall be completed by the reviewing department and returned to [[~~ISD~~]] >>SPD<< in not more than ten (10) working days from the date received by the department. If additional time exceeding the stipulated timeframes is required, a request must be made by the Director or designee of the reviewing department to the [[~~ISD~~]] >>SPD<< Director, with a copy to the corresponding Deputy Mayor, and the [[~~ISD~~]] >>SPD<< Director may allow a reasonable time extension when appropriate. Repeated failure to meet these turnaround time requirements shall be reported by the [[~~ISD~~]] >>SPD<< Director to the County Mayor.

AUTHORITY TO AWARD CONTRACTS:
For goods and services including professional services, (other than those professional services whose selection is governed by Sec. 287.055 F.S. and Secs. 2-10.4 and 2-10.4.01 of the Miami-Dade County Code), the Board of County Commissioners shall award all contracts greater than $1,000,000, and approve all contract modifications not contained in the paragraph below.

The County Mayor or designee ([[~~ISD~~]] >>SPD<< Director), has the authority with respect to purchases for goods and services including professional services (other than those professional services whose selection is governed by Sec. 287.055 F.S. and Secs. 2-10.4 and 2-10.4.01 of the Miami-Dade County Code) to:

- Advertise solicitations up to $1,000,000.
- Award contracts and/or reject bids/proposals up to $1,000,000.
- Approve awards of sole source, bid waiver, emergency, and confirmation purchases, when the award results in an amount of $250,000 or less.
- For contracts under $1,000,000, approve contract modifications up to a total contract amount of $1,000,000. Any contract modification that increases the contract amount from below $1,000,000 to over $1,000,000 shall be approved by the Board of County Commissioners.
- For contracts having an original or modified contract amount exceeding $1,000,000, approve contract modifications not exceeding 20% in the aggregate of the original contract amount during the course of the initial contract term, and not exceeding 20% in the aggregate of the modified contract amount during the term of any option to renew that may be exercised.
- To complete the necessary reprocurement action, extend expiring contracts for a maximum of ninety (90) days, with prorated dollar authorization, or such longer period as may be necessary to prevent the suspension or interruption of an essential County service provided such longer extension in no event exceeds 180 days following the expiration of the contract.
- Approve contract modifications that reduce the maximum value of the contract.
- Authorize departments to shift dollar allocations among multiple vendors under a single contract.
- Administer the bid protest procedure in Section 2-8.4 of the Code of Miami-Dade County.

For awards of $1,000,000 or less, the [[~~ISD~~]] >>SPD<< Director, may render the vendor in default, award the contract to the next lowest bidder or negotiate with the next highest ranked proposer or resolicit and subject the defaulted vendor to re-procurement charges

or to forfeiture of the bid bond or security in an amount equal to the damages sustained by the County as a result of the default and recommend the vendor or contractor for debarment. For awards over $1,000,000, the [[~~ISD~~]] >>SPD<< Director shall prepare a recommendation for the County Mayor. The County Mayor shall consider and may present the recommendation to the Board of County Commissioners for approval.

The County Mayor or designee (the [[~~ISD~~]] >>SPD<< Director) shall submit a bi-annual report to the Board of County Commissioners with a list of the contracts for goods and services exceeding $250,000 awarded by the County Mayor or designee (the [[~~ISD~~]] >>SPD<< Director) during the preceding six month period.

Proposed awardees must have a complete Miami-Dade County Vendor Registration Application on file with [[~~ISD~~]] >>SPD<< prior to award. [[~~ISD~~]] >>SPD<< and the Regulatory and Economic Resources Department are responsible for determining the criteria for vendor registration and maintaining an up-to-date vendor registration system.

ASSISTANCE TO SMALL & MINORITY BUSINESSES:
It is the policy of Miami-Dade County to follow sound and prudent business practices, and to promote full and equitable participation of all segments of the community. With this goal in mind, a concerted effort is made to obtain services in accordance with the requirements of Implementing Order 3-41, administering the Small Business Enterprise (SBE) Program for Goods and Services and A.O. 3-23 Anti-discrimination in Contracting, Procurement, Bonding and Financial Services Activities.

It is the policy of Miami-Dade County that all service contractors performing covered services pay employees providing the covered services no less than the applicable Living Wage, with or without health benefits, in accordance with Section 2-8.9 of the Code of Miami-Dade County and as detailed in A.O. 3-30.

ETHICS:
County employees must discharge their duties impartially to assure fair and competitive access to governmental procurement by responsible contractors. It is essential that those doing business with the County also observe the ethical standards prescribed in Section 2-11.1 (i) of the Miami-Dade County Code, the Conflict of Interest and Code of Ethics Ordinance, and the Cone of Silence Ordinance at Section 2-11.1 (t) of the Miami-Dade County Code and described in A.O. 3-27.

Pursuant to Section 2-8.1 (h) (ii) of the Code and [[~~AO~~]] >>Administrative Order<< 3-29 Prohibiting County Contracting with Individuals and Entities Who are in Arrears to the County, it is the policy of Miami-Dade County to promote efficient and effective financial administration, while ensuring fair and equitable contracting practices; therefore, contractors that are in arrears in excess of $25,000 and are delinquent for greater than 180 days to the County are prohibited from obtaining new County contracts, extensions of contracts or new purchase orders, until such time as the arrearage has been paid in full or the County has agreed in writing to an approved payment plan.

The Audit and Management Services Department, Office of the Commission Auditor and the Office of the Inspector General may perform random audits of ISD and County department compliance with all legislative and contract requirements in the competition and processing of purchases, including small purchase orders. Departments will be responsible for providing these auditing entities access to all information and

documentation required for their oversight of all purchases.

>>OTHER PROCUREMENT LEGISLATION:

Other legislation governing the procurement process includes but is not limited to:

- Bid Protest Ordinance, Section 2-8.4 of the Miami-Dade County Code and Implementing Order No. 3-21;
- Buy American Iron and Steel Products Procurement Program, Section 2-8.2.6.1 if the Miami-Dade County Code;.
- Citizens Independent Transportation Trust (CITT), Section 29-124(f) of the Miami-Dade County Code;
- Competitive Bidding for Bond Transaction, Underwriters Pool, Section 2-10.6 of Miami-Dade County Code;
- Construction Safety Records of Prospective Contractors in Responsibility Review, Resolution No. R-1181-18;
- Contractors-Individuals' Disclosure of Felonies in the Past 10 Years (at time of proposal submittal), Sec. 2-8.6 of the Miami-Dade County Code;
- Cybersecurity and Information Technology Procurement and Protection Program, Section 2-8.2.6.2 of the Miami-Dade County Code;Due Diligence performed to determine the Contractor's responsibility, Resolution No. R-187-12
- Disclosure to Board of reasons goods and services are not being procured through local businesses, Resolution No. R-477-18;
- Diversity in Contracting, Resolution No. R-1106-15;
- Fair subcontracting practices. Section 2-8.8 of the Miami-Dade County Code;
- General Obligation Bond Procurement for Capital Project Contracts, of the Miami-Dade County Code Sec. 2-8.2.10;
- Independent Private Sector Inspector General, A.O. 3-20;
- Labor Peace Agreement for Airport Concessions, Resolution No. R-148-07;
- Lobbyist Registration, Section 2-11.1 (s) of the Miami-Dade County Code;
- Local Preference Ordinance, Section 2-8.5 of the Miami-Dade County Code;
- Local Products Preference; Resolution No. R-422-15;
- Miami-Dade Water and Sewer Department Contracting Authority, Sec. 2-8.2.11, and Consent Decree and Capital Improvement Programs Acceleration Ordinance. Sec. 2-8.2.12 of the Miami-Dade County Code;
- Nondiscrimination of Contractor Practices toward Employees, Sec. 2-8.1.5, of the Miami-Dade County Code;
- Office of the Inspector General, Section 2-1076 of the Miami-Dade County Code;
- Outsourcing, Evaluate In-House Capabilities Prior to Utilizing Outside Consultants, Resolution No. R-1204-05;
- Paid Sick Leave for Security Guard Service Contracts, Sec. 2-8-11, of the Miami-Dade County Code;
- Purchase of Disposable Polystyrene Products, Resolution No. R-500-16;
- Service Veteran Business Enterprise Preference, Section 2-8.5.1 of the County Code;
- Taping of selection committee and negotiation committee proceedings required, Section 2-8.1.1.1. of the Miami-Dade County Code; and
- User Access Program (UAP) Section 2-8.10 of the Miami-Dade County Code. ;
- Other state and federal legislation, as applicable.<<

OPERATING BUDGET

APPROPRIATION SCHEDULES

AMERICAN RESCUE PLAN ACT (ARPA)
Grants
(Fund SR012)

Revenues:	**2022-23**
Carryover	$178,630,000
Expenditures:	
Reimburse Public Safety Expenditures (Fund G1001)	$134,937,000
Reimburse Solid Waste Residential Collections (Funds EW018)	40,000,000
Reimburse Miami-Dade Economic Advocacy Trust (Fund G3001)	375,000
Reimburse Regulatory and Economic Resources (Various Funds)	3,318,000
Total	$178,630,000

COUNTYWIDE EMERGENCY CONTINGENCY RESERVE FUND
(Fund G1002)

Revenues:	**2022-23**
Carryover	$55,704,000
Interest Earnings	105,000
Total	$55,809,000
Expenditures:	
Countywide Emergency Contingency Reserve*	$55,809,000

*Note: $1,152,089 of this reserve has been designated for the purchase of hurricane shelter supplies, and other emergency preparedness in the event a disaster is declared.

CONSTITUTIONAL OFFICERS RESERVE
(Fund G1003)

Revenues:	**2022-23**
Carryover	$7,161,000
Expenditures:	
Constitutional Officers Reserve	$7,161,000

MIAMI-DADE RESCUE PLAN INFRASTRUCTURE PROJECTS
(Fund G1004)

Revenues:	**2022-23**
Carryover	$107,900,000
Transfer from Countywide General Fund (Fund G1001)	2,000,000
Total	$109,900,000
Expenditures:	
Infrastructure Project Expenditures	$109,900,000

MIAMI-DADE RESCUE PLAN - DISTRICT DESIGNATED PROJECTS
(Fund G1005)

Revenues:	**2022-23**
Carryover	$26,000,000
Transfer from Countywide General Fund (Fund G1001)	13,000,000
Total	$39,000,000
Expenditures:	
District Designated Projects Expenditures	$39,000,000

MIAMI-DADE RESCUE PLAN - ECONOMIC AND SOCIAL PROJECTS
(Fund G1006)

Revenues:	**2022-23**
Carryover	$49,307,000
Transfer from Countywide General Fund (Fund G1001)	114,917,000
Total	$164,224,000
Expenditures:	
Economic And Social Projects Expenditures	$164,224,000

MIAMI-DADE RESCUE PLAN - CONTINUATION OF COUNTY SERVICES
(Fund G1007)

Revenues:	**2022-23**
Transfer from Countywide General Fund (Fund G1001)	$5,020,000
Expenditures:	
Future Budget Shortfall Reserve	$5,020,000

MIAMI-DADE FIRE RESCUE
Fire Rescue District
(Fund SF001)

Revenues:	**2022-23**
Property Taxes (Tax Roll: 213,164,960)	$485,308,000
Transfer from Countywide General Fund (Fund G1001, Police Rental Space)	200,000
Carryover	21,457,000
Ground Transport Fees	23,200,000
Plans Review and Permit Fees	7,500,000
Inspection Fees	7,000,000
Managed Care Program	6,000,000
Other Fire Prevention Fees	2,091,000
Special Services Revenue	3,000,000
Reimbursement from Miami-Dade Aviation Department	1,578,000
Reimbursement from Miami-Dade Seaport Department	6,149,000
Reimbursement from CPE Certified Expenditure	7,000,000
Interest Earnings	190,000
Rental Office Space	577,000
Miscellaneous Fees	595,000
Total	$571,845,000

Expenditures:	
Fire Protection and Emergency Medical Rescue Operations	$513,034,000
Administrative Reimbursement	15,356,000
Intergovernmental Transfer (IGT) Expenditures	1,800,000
Transfer to Debt Service (Fund 213, Projects 213625, 214103, and 298502)	5,826,000
Transfer to Anti-Venom Program (Fund SF005)	641,000
Transfer to Capital Program (Fund SF010)	23,616,000
Operating Reserves	10,072,000
Reserve for Tax Equalization	1,500,000
Total	$571,845,000

Air Rescue
(Fund SF002)

Revenues:	**2022-23**
Transfer from Countywide General Fund (Fund G1001)	$15,928,000

Expenditures:	
Operating Expenditures	$15,928,000

Hazardous Materials Trust Fund
(Fund SF004)

Revenues:	**2022-23**
Carryover	$155,000
Interest Earnings	1,000
Total	$156,000

Expenditures:	
Trust Fund Activities	$156,000

Anti-Venom Program
(Fund SF005)

Revenues:	**2022-23**
Transfer from Fire Rescue District (Fund SF001)	$641,000
Miscellaneous Fees	300,000
Total	$941,000
Expenditures:	
Anti-Venom Program Expenditures	$941,000

Lifeguarding, Ocean Rescue Services and Communications
(Fund SF005)

Revenues:	**2022-23**
Transfer from Countywide General Fund (Fund G1001)	$23,457,000
Expenditures:	
Communications Expenditures	$17,204,000
Lifeguarding and Ocean Rescue Expenditures	6,253,000
Total	$23,457,000

MIAMI-DADE FIRE RESCUE
Fire Contingency Reserve Fund
(Fund SF007)

Revenues:	**2022-23**
Carryover	$11,682,000
Interest Earnings	20,000
Total	$11,702,000
Expenditures:	
Reserves	$11,702,000

MIAMI-DADE AVIATION FIRE RESCUE
(Fund SF008)

Revenues:	**2022-23**
Transfer from Miami International Airport	$35,661,000
Expenditures:	
Miami-Dade Aviation Fire Rescue Services	$35,661,000

MIAMI-DADE ECONOMIC ADVOCACY TRUST
Economic Development Program
(Fund G3001)

Revenues:	**2022-23**
Transfer from Countywide General Fund	$1,821,000
Transfer from Teen Court Program (Fund S1013)	62,000
Transfer from Affordable Housing Program (Fund SC003)	350,000
Total	$2,233,000
Expenditures:	
Total Operating Expenditures	$2,233,000

ANIMAL SERVICES DEPARTMENT
Animal Care and Control
(Fund G3002)

Revenues:	**2022-23**
Transfer From County General Fund	$22,513,000
Animal License Fees from Licensing Stations	6,900,000
Animal License Fees from Shelter	1,950,000
Code Violation Fines	1,400,000
Animal Shelter Fees	1,517,000
Miscellaneous Revenues	80,000
Surcharge Revenues	100,000
Total	$34,460,000
Expenditures:	
Operating Expenditures	$34,460,000

MIAMI-DADE POLICE DEPARTMENT (MDPD)
911 Emergency Fee
(Funds G3004 - 3006)

Revenues:	**2022-23**
Carryover	$7,971,000
911 Landline Emergency Fee	2,539,000
911 Wireless Fee	9,004,000
911 Prepaid	2,424,000
Interest Earnings	52,000
Total	$21,990,000

Expenditures:	
Miami-Dade Police Department Expenditures	$13,306,000
Disbursements to Municipalities	5,235,000
Reserve for Future Capital Equipment Acquisition	3,449,000
Total	$21,990,000

MIAMI-DADE POLICE DEPARTMENT (MDPD)
Municipal Police Services Account
(Fund G3007)

Revenues:	**2022-23**
Revenues from Miami-Dade Aviation Department	$43,468,000
Revenues from Miami-Dade Port of Miami	14,742,000
Contractual Payments for MDPD Computer Aided Dispatch System	30,000
Village of Palmetto Bay Local Police Patrol Services Contractual Payment	9,630,000
Village of Palmetto Bay Optional Service Payment	90,000
Town of Miami Lakes Local Police Patrol Services Contractual Payment	9,663,000
City of Doral Optional Service Payment	230,000
Town of Cutler Bay Local Police Patrol Services Contractual Payment	11,074,000
Town of Cutler Bay Optional Service Payment	195,000
City of South Miami Optional Service Payment	75,000
Total	$89,197,000

Expenditures:	
Miami-Dade Aviation Department Police Services	$43,468,000
Port of Miami Police Services	14,742,000
MDPD Computer Aided Dispatch System	30,000
MDPD Local Police Patrol Expenditures for Village of Palmetto Bay	9,630,000
MDPD Optional Service Expenditures for Village of Palmetto Bay	90,000
MDPD Local Police Patrol Expenditures for Town of Miami Lakes	9,663,000
MDPD Optional Service Expenditures for the City of Doral	230,000
MDPD Local Police Patrol Expenditures for the Town of Cutler Bay	11,074,000
MDPD Optional Service Expenditures for the Town of Cutler Bay	195,000
MDPD Optional Service Expenditures for the City of South Miami (School Crossing Guards)	75,000
Total	$89,197,000

REGULATORY AND ECONOMIC RESOURCES
Business Affairs Operations
(Fund G3008-G3009)

Revenues:	**2022-23**
Transfer from Countywide General Fund (Fund G1001)	$1,983,000
Carryover	2,092,000
Code Fines and Lien Collections	576,000
Fees and Charges	81,000
Licenses and Permits	3,266,000
Local Business Tax Receipt	571,000
Other Revenues	87,000
Interagency Transfers	116,000
Total	$8,772,000

Expenditures:	
Operating Expenditures	$6,658,000
Administrative Reimbursement	118,000
Operating Reserve	1,996,000
Total	$8,772,000

TRANSPORTATION AND PUBLIC WORKS
Passenger Transportation Regulation Operations
(Fund G3010)

Revenues:	**2022-23**
Carryover	$5,079,000
Fees and Charges	3,136,000
Interest Earnings	9,000
Code Fines and Lien Collections	204,000
Interagency Transfers	50,000
Total	$8,478,000

Expenditures:	
Operating Expenditures	$4,437,000
Administrative Reimbursement	127,000
Operating Reserve	3,914,000
Total	$8,478,000

CLERK OF COURTS
Non-Court Related Clerk Fees
(Fund G3011)

Revenues:	**2022-23**
Transfer from Countywide General Fund (Fund G1001)	$8,146,000
Value Adjustment Board	475,000
Marriage License Fees	1,342,500
County Recorder	10,007,000
Clerk of the Board (Transfer from Lobbyist Trust Fund)	300,000
Miscellaneous Revenues	240,500
Interagency Transfers	742,000
Intradepartmental Transfers	5,596,000
Total	$26,849,000

Expenditures:	
Non-Court Operations	$26,849,000

REGULATORY AND ECONOMIC RESOURCES
Environmental Resources Management Operations
(Funds G3012-G3015)

Revenues:	**2022-23**
Carryover	$53,632,000
Transfer from Countywide General Fund (Fund G1001)	3,422,000
Transfer from UMSA General Fund (Fund G1001)	140,000
Transfer from Environmentally Endangered Lands (Fund G2001)	1,713,000
Licenses and Permits	20,100,000
Code Fines/Lien Collections	64,000
Fees and Charges	39,415,000
Other Revenues	1,267,000
Interagency Transfer	1,501,000
Total	$121,254,000

Expenditures:	
Operating Expenditures	$83,885,000
Transfer to Parks, Recreation and Open Spaces - Wellfield Remediation Projects	3,750,000
Administrative Reimbursement	2,159,000
Operating Reserve	31,460,000
Total	$121,254,000

ADMINISTRATIVE OFFICE OF THE COURTS (AOC)
(Fund G3017)

Revenues:	**2022-23**
Transfer from Countywide General Fund (Fund G1001)	$22,853,000
Criminal Court Costs (25% of $65 surcharge)	217,000
Criminal Court Costs ($85 surcharge)	899,000
Criminal and Civil Court Costs ($15 surcharge)	2,341,000
Total	$26,310,000

Expenditures:	
Debt Service	$295,000
Operating Expenditures	26,015,000
Total	$26,310,000

COMMUNICATIONS AND CUSTOMER EXPERIENCE
(Fund G3018)

Revenues:	**2022-23**
Transfer from Countywide General Fund	$11,261,000
Transfer from Unincorporated Municipal Services Area General Fund	2,993,000
Communications Funding Model	9,184,000
Miscellaneous Charges	140,000
Total	$23,578,000

Expenditures:	
Operating Expenditures	$23,578,000

MIAMI-DADE POLICE DEPARTMENT (MDPD)
External Police Services Account
(Fund G3019)

Revenue:	**2022-23**
Carryover	$2,096,000
Revenues from Off Duty Police Service	18,000,000
Total	$20,096,000

Expenditures:	
Off-Duty Police Services Expenses	$17,227,000
Off-Duty Police Services Reserve	2,869,000
Total	$20,096,000

MIAMI-DADE POLICE DEPARTMENT (MDPD)
Diversion Program
(Fund G3021)

Revenue:	**2022-23**
Carryover	$2,403,000
Fines and Forfeitures	300,000
Total	$2,703,000
Expenditures:	
Diversion Program	$161,000
Diversion Program Reserves	2,542,000
Total	$2,703,000

MIAMI-DADE POLICE DEPARTMENT (MDPD)
External Police Services Account
(Fund G3022)

Revenue:	**2022-23**
Carryover	$888,000
Other Revenues from MDPD eCrash Program	190,000
Total	$1,078,000
Expenditures:	
MDPD eCrash Program	$702,000
MDPD eCrash Program Reserves	376,000
Total	$1,078,000

HUMAN RESOURCES
Human Rights and Fair Employment Administration
(Fund G3025)

Revenues:	**2022-23**
Transfer from Countywide General Fund (Fund G1001)	$1,300,000
Transfer from Unincorporated Municipal Services Area General Fund (Fund G1001)	345,000
Interagency Transfers	120,000
Federal Grants and Contracts	78,000
Total	$1,843,000
Expenditures:	
Operating Expenditures	$1,843,000

AUDIT AND MANAGEMENT SERVICES
Internal Operations
(Fund G3026)

Revenues:	**2022-23**
Charges for Audits or Special Studies	$2,297,000
Expenditures:	
Special Audit Services	$2,297,000

BOARD OF COUNTY COMMISSIONERS
OFFICE OF COMMUNITY ADVOCACY
(Fund G3027)

Revenues:	**2022-23**
Carryover	$71,000
Expenditures:	
Community Advocacy Reserves	$71,000

BOARD OF COUNTY COMMISSIONERS
OFFICE OF AGENDA COORDINATION
(Fund G3028)

Revenues:	**2022-23**
Carryover	$548,000
Expenditures:	
Transfer to Countywide General Fund (Fund G1001)	$351,000
Transfer to Unincorporated Municipal Service Area General Fund (Fund G1001)	99,000
Agenda Coordination Reserves	98,000
Total	$548,000

BOARD OF COUNTY COMMISSIONERS
OFFICE OF COMMISSION AUDITOR
(Fund G3029)

Revenues:	**2022-23**
Carryover	$506,000
Expenditures:	
Transfer to Countywide General Fund (Fund G1001)	$312,000
Transfer to Unincorporated Municipal Service Area General Fund (Fund G1001)	88,000
Commission Auditor Reserves	106,000
Total	$506,000

BOARD OF COUNTY COMMISSIONERS
COMMISSION DISTRICT 1
(Fund G3030)

Revenues:	**2022-23**
Carryover	$550,000
Expenditures:	
District 1 Reserves	$550,000

BOARD OF COUNTY COMMISSIONERS
COMMISSION DISTRICT 2
(Fund G3031)

Revenues:	**2022-23**
Carryover	$183,000
Expenditures:	
District 2 Reserves	$183,000

BOARD OF COUNTY COMMISSIONERS
COMMISSION DISTRICT 3
(Fund G3032)

Revenues:	**2022-23**
Carryover	$1,002,000
Expenditures:	
District 3 Reserves	$1,002,000

BOARD OF COUNTY COMMISSIONERS
COMMISSION DISTRICT 4
(Fund G3033)

Revenues:	**2022-23**
Carryover	$874,000
Expenditures:	
District 4 Reserves	$874,000

BOARD OF COUNTY COMMISSIONERS
COMMISSION DISTRICT 6
(Fund G3034)

Revenues:	**2022-23**
Carryover	$1,225,000
Expenditures:	
District 6 Reserves	$1,225,000

BOARD OF COUNTY COMMISSIONERS
COMMISSION DISTRICT 8
(Fund G3035)

Revenues:	**2022-23**
Carryover	$643,000
Expenditures:	
District 8 Reserves	$643,000

BOARD OF COUNTY COMMISSIONERS
COMMISSION DISTRICT 10
(Fund G3036)

Revenues:	**2022-23**
Carryover	$1,121,000
Expenditures:	
District 10 Reserves	$1,121,000

BOARD OF COUNTY COMMISSIONERS
COMMISSION DISTRICT 11
(Fund G3037)

Revenues:	**2022-23**
Carryover	$20,000
Expenditures:	
District 11 Reserves	$20,000

BOARD OF COUNTY COMMISSIONERS
COMMISSION DISTRICT 12
(Fund G3038)

Revenues:	**2022-23**
Carryover	$1,281,000
Expenditures:	
District 12 Reserves	$1,281,000

BOARD OF COUNTY COMMISSIONERS
COMMISSION DISTRICT 13
(Fund G3039)

Revenues:	**2022-23**
Carryover	$1,349,000
Expenditures:	
District 13 Reserves	$1,349,000

BOARD OF COUNTY COMMISSIONERS
OFFICE OF INTERGOVERMENTAL AFFAIRS
(Fund G3040)

Revenues:	**2022-23**
Carryover	$310,000
Expenditures:	
Transfer to Countywide General Fund (Fund G1001)	$156,000
Transfer to Unincorporated Municipal Service Area General Fund (Fund G1001)	44,000
Intergovernmental Affairs Reserves	110,000
Total	$310,000

BOARD OF COUNTY COMMISSIONERS
OFFICE OF THE CHAIR
(Fund G3041)

Revenues:	**2022-23**
Carryover	$119,000
Expenditures:	
Office of the Chair Reserves	$119,000

BOARD OF COUNTY COMMISSIONERS
MEDIA
(Fund G3042)

Revenues:	**2022-23**
Carryover	$159,000
Expenditures:	
Media Reserves	$159,000

BOARD OF COUNTY COMMISSIONERS
PROTOCOL
(Fund G3043)

Revenues:	**2022-23**
Carryover	$57,000
Expenditures:	
Protocol Reserves	$57,000

BOARD OF COUNTY COMMISSIONERS
SUPPORT STAFF SERVICES
(Fund G3044)

Revenues:	**2022-23**
Carryover	$282,000
Expenditures:	
Support Staff Services Reserves	$282,000

DISTRICT 10 MOM AND POP PROGRAM
(Fund G3061)

Revenues:	**2022-23**
Carryover	$91,000
Transfer from Countywide General Fund (Fund G1001)	86,769
Total	$177,769
Expenditures:	
District 10 Mom and Pop Expenses	$177,769

DISTRICT 11 MOM AND POP PROGRAM
(Fund G3062)

Revenues:	**2022-23**
Carryover	$99,000
Transfer from Countywide General Fund (Fund G1001)	86,769
Total	$185,769
Expenditures:	
District 11 Mom and Pop Expenses	$185,769

DISTRICT 12 MOM AND POP PROGRAM
(Fund G3063)

Revenues:	**2022-23**
Carryover	$92,000
Transfer from Countywide General Fund (Fund G1001)	86,769
Total	$178,769
Expenditures:	
District 12 Mom and Pop Expenses	$178,769

DISTRICT 13 MOM AND POP PROGRAM
(Fund G3064)

Revenues:	**2022-23**
Carryover	$153,000
Transfer from Countywide General Fund (Fund G1001)	86,769
Total	$239,769
Expenditures:	
District 13 Mom and Pop Expenses	$239,769

DISTRICT 1 MOM AND POP PROGRAM
(Fund G3065)

Revenues:	**2022-23**
Carryover	$96,000
Transfer from Countywide General Fund (Fund G1001)	86,769
Total	$182,769
Expenditures:	
District 1 Mom and Pop Expenses	$182,769

DISTRICT 2 MOM AND POP PROGRAM
(Fund G3066)

Revenues:	**2022-23**
Carryover	$213,000
Transfer from Countywide General Fund (Fund G1001)	86,769
Total	$299,769
Expenditures:	
District 2 Mom and Pop Expenses	$299,769

DISTRICT 3 MOM AND POP PROGRAM
(Fund G3067)

Revenues:	**2022-23**
Carryover	$170,000
Transfer from Countywide General Fund (Fund G1001)	86,769
Total	$256,769
Expenditures:	
District 3 Mom and Pop Expenses	$256,769

DISTRICT 4 MOM AND POP PROGRAM
(Fund G3068)

Revenues:	**2022-23**
Carryover	$124,000
Transfer from Countywide General Fund (Fund G1001)	86,769
Total	$210,769
Expenditures:	
District 4 Mom and Pop Expenses	$210,769

DISTRICT 5 MOM AND POP PROGRAM
(Fund G3069)

Revenues:	**2022-23**
Carryover	$109,000
Transfer from Countywide General Fund (Fund G1001)	86,769
Total	$195,769
Expenditures:	
District 5 Mom and Pop Expenses	$195,769

DISTRICT 6 MOM AND POP PROGRAM
(Fund G3070)

Revenues:	**2022-23**
Carryover	$87,000
Transfer from Countywide General Fund (Fund G1001)	86,769
Total	$173,769
Expenditures:	
District 6 Mom and Pop Expenses	$173,769

DISTRICT 7 MOM AND POP PROGRAM
(Fund G3071)

Revenues:	**2022-23**
Carryover	$116,000
Transfer from Countywide General Fund (Fund G1001)	86,769
Total	$202,769
Expenditures:	
District 7 Mom and Pop Expenses	$202,769

DISTRICT 8 MOM AND POP PROGRAM
(Fund G3072)

Revenues:	**2022-23**
Carryover	$91,000
Transfer from Countywide General Fund (Fund G1001)	86,769
Total	$177,769
Expenditures:	
District 8 Mom and Pop Expenses	$177,769

DISTRICT 9 MOM AND POP PROGRAM
(Fund G3073)

Revenues:	**2022-23**
Carryover	$105,000
Transfer from Countywide General Fund (Fund G1001)	86,769
Total	$191,769
Expenditures:	
District 9 Mom and Pop Expenses	$191,769

BOARD OF COUNTY COMMISSIONERS
COMMISSION DISTRICT 5
(Fund G3075)

Revenues:	**2022-23**
Carryover	$9,000
Expenditures:	
District 5 Reserves	$9,000

BOARD OF COUNTY COMMISSIONERS
COMMISSION DISTRICT 7
(Fund G3076)

Revenues:	**2022-23**
Carryover	$514,000
Expenditures:	
District 7 Reserves	$514,000

BOARD OF COUNTY COMMISSIONERS
COMMISSION DISTRICT 9
(Fund G3077)

Revenues:	**2022-23**
Carryover	$184,000
Expenditures:	
District 9 Reserves	$184,000

BOARD OF COUNTY COMMISSIONERS
JAY MOLINA INTERNATIONAL TRADE CONSORTIUM (ITC)
(Fund G3090)

Revenues:	**2022-23**
Carryover	$395,000
Expenditures:	
Transfer to Countywide General Fund (Fund G1001)	$234,000
Transfer to Unincorporated Municipal Service Area General Fund (Fund G1001)	66,000
International Trade Consortium Reserves	95,000
Total	$395,000

BOARD OF COUNTY COMMISSIONERS
OFFICE OF POLICY AND BUDGETARY AFFAIRS
(Fund G3091)

Revenues:	**2022-23**
Carryover	$32,000
Expenditures:	
Policy and Budgetary Affairs Reserves	$32,000

DISTRICT 1 COMMUNITY-BASED ORGANIZATION (CBO) DISCRETIONARY RESERVE
(Fund G3092)

Revenues:	**2022-23**
Transfer from Countywide General Fund (Fund G1001)	$325,000
Expenditures:	
District 1 CBO Discretionary Reserve	$325,000

DISTRICT 2 COMMUNITY-BASED ORGANIZATION (CBO) DISCRETIONARY RESERVE
(Fund G3093)

Revenues:	**2022-23**
Transfer from Countywide General Fund (Fund G1001)	$325,000
Expenditures:	
District 2 CBO Discretionary Reserve	$325,000

DISTRICT 3 COMMUNITY-BASED ORGANIZATION (CBO) DISCRETIONARY RESERVE
(Fund G3094)

Revenues:	**2022-23**
Transfer from Countywide General Fund (Fund G1001)	$325,000
Expenditures:	
District 3 CBO Discretionary Reserve	$325,000

DISTRICT 4 COMMUNITY-BASED ORGANIZATION (CBO) DISCRETIONARY RESERVE
(Fund G3095)

Revenues:	**2022-23**
Transfer from Countywide General Fund (Fund G1001)	$325,000
Expenditures:	
District 4 CBO Discretionary Reserve	$325,000

DISTRICT 5 COMMUNITY-BASED ORGANIZATION (CBO) DISCRETIONARY RESERVE
(Fund G3096)

Revenues:	**2022-23**
Transfer from Countywide General Fund (Fund G1001)	$325,000
Expenditures:	
District 5 CBO Discretionary Reserve	$325,000

DISTRICT 6 COMMUNITY-BASED ORGANIZATION (CBO) DISCRETIONARY RESERVE
(Fund G3097)

Revenues:	**2022-23**
Transfer from Countywide General Fund (Fund G1001)	$325,000
Expenditures:	
District 6 CBO Discretionary Reserve	$325,000

DISTRICT 7 COMMUNITY-BASED ORGANIZATION (CBO) DISCRETIONARY RESERVE
(Fund G3098)

Revenues:	**2022-23**
Transfer from Countywide General Fund (Fund G1001)	$325,000
Expenditures:	
District 7 CBO Discretionary Reserve	$325,000

DISTRICT 8 COMMUNITY-BASED ORGANIZATION (CBO) DISCRETIONARY RESERVE
(Fund G3099)

Revenues:	**2022-23**
Transfer from Countywide General Fund (Fund G1001)	$325,000
Expenditures:	
District 8 CBO Discretionary Reserve	$325,000

DISTRICT 9 COMMUNITY-BASED ORGANIZATION (CBO) DISCRETIONARY RESERVE
(Fund G3100)

Revenues:	**2022-23**
Transfer from Countywide General Fund (Fund G1001)	$325,000
Expenditures:	
District 9 CBO Discretionary Reserve	$325,000

DISTRICT 10 COMMUNITY-BASED ORGANIZATION (CBO) DISCRETIONARY RESERVE
(Fund G3101)

Revenues:	**2022-23**
Transfer from Countywide General Fund (Fund G1001)	$325,000
Expenditures:	
District 10 CBO Discretionary Reserve	$325,000

DISTRICT 11 COMMUNITY-BASED ORGANIZATION (CBO) DISCRETIONARY RESERVE
(Fund G3102)

Revenues:	**2022-23**
Transfer from Countywide General Fund (Fund G1001)	$325,000
Expenditures:	
District 11 CBO Discretionary Reserve	$325,000

DISTRICT 12 COMMUNITY-BASED ORGANIZATION (CBO) DISCRETIONARY RESERVE
(Fund G3103)

Revenues:	**2022-23**
Transfer from Countywide General Fund (Fund G1001)	$325,000
Expenditures:	
District 12 CBO Discretionary Reserve	$325,000

DISTRICT 13 COMMUNITY-BASED ORGANIZATION (CBO) DISCRETIONARY RESERVE
(Fund G3104)

Revenues:	**2022-23**
Transfer from Countywide General Fund (Fund G1001)	$325,000
Expenditures:	
District 13 CBO Discretionary Reserve	$325,000

OFFICE OF EMERGENCY MANAGEMENT
Emergency Management
(Fund G3105)

Revenues:	**2022-23**
Carryover	$158,000
Transfer from Countywide General Fund (Fund G1001)	7,124,000
Miscellaneous Revenues	60,000
Emergency Plan Review Fees	144,000
Total	$7,486,000
Expenditures:	
Operating Expenditures	$7,486,000

IT FUNDING MODEL
(Fund G3045)

Revenues:	**2022-23**
Carryover	$9,061,000
IT Funding Model Revenues	35,453,000
Transfer from Countywide General Fund (Fund G1001)	42,959,000
Transfer from Unincorporated Municipal Services Area General Fund (Fund G1001)	12,117,000
Total	$99,590,000

Expenditures:	
Transfer to Information Technology Department (Fund G6001)	$79,159,000
Transfer to Office of the Property Appraiser (Fund G1001 and G3048)	3,998,000
Transfer to Office of Management and Budget (Fund G3078)	5,430,000
Transfer to Finance Department (Fund G3059)	3,191,000
Reimbursement to Human Resource Department (Fund G1001)	906,000
Reimbursement to Office of Management and Budget (Fund G1001)	349,000
Cybersecurity Strategic Evolution Plan Payment (Fund D3136)	348,000
ERP Debt Service Payment (Fund D3068, D3119, D3127)	6,209,000
Total	$99,590,000

OFFICE OF MANAGEMENT AND BUDGET
Grants, Bond Administration and Program Management
(Fund G3046)

Revenues:	**2022-23**
Transfer from Countywide General Fund (Fund G1001)	$4,022,000
Transfer from UMSA General Fund (Fund G1001)	38,000
Transfer from Countywide Infrastructure Investment Program	434,000
Building Better Communities Bond Interest Earnings	542,000
Marketing Revenues	325,000
Federal Grants	6,513,000
Total	$11,874,000

Expenditures:	
Operating Expenditures	$11,874,000

MEDICAL EXAMINER
(Fund G3047)

Revenues:	**2022-23**
Transfer from Countywide General Fund (Fund G1001)	$16,173,000
Service Fees	820,000
Total	$16,993,000
Expenditures:	
Operating Expenditures	$16,993,000

PROPERTY APPRAISER
(Fund G3048)

Revenues:	**2022-23**
Carryover	$1,104,000
Transfer from Countywide General Fund (Fund G1001)	48,291,000
Reimbursements from Taxing Jurisdictions	2,780,000
Transfer from IT Funding Model (Fund G3045)	3,998,000
Miscellaneous Revenues	16,000
Total	$56,189,000
Expenditures:	
Operating Expenditures	$54,585,000
Computer Aided Mass Appraisal System (CAMA) - Replacement Project	1,604,000
Total	$56,189,000

REGULATORY AND ECONOMIC RESOURCES
Land Development, Building and Zoning Compliance Operations
(Funds G3049-G3055)

Revenues:	**2022-23**
Transfer from Countywide General Fund (Fund G1001)	$2,156,000
Transfer from Unincorporated Municipal Services Area General Fund (Fund G1001)	176,000
Carryover	101,820,000
Licenses and Permits	53,523,000
Code Fines/Lien Collections	15,096,000
Other Revenues	1,102,000
Fees and Charges	6,722,000
Total	$180,595,000

Expenditures:	
Operating Expenditures	$90,554,000
Administrative Reimbursement	2,148,000
Operating Reserve	87,893,000
Total	$180,595,000

INTERNAL SERVICES
Vehicle Financed Leases
(Fund G3057)

Revenues:	**2022-23**
Future Financing Proceeds	$55,969,000

Expenditures:	
Departmental Vehicle Purchases (Various)	$55,969,000

FINANCE
(Funds G3058-G3059)

Revenues:	**2022-23**
Carryover	$2,359,000
Bond Administration Fees and Charges	1,450,000
Transfer from the Tax Collector (Fund G3060)	17,365,000
Transfer from IT Funding Model (Fund G3045)	3,191,000
Other Revenues	1,468,000
Intradepartmental Transfers	117,000
Total	$25,950,000

Expenditures:	
Director's Office	$1,720,000
Bond Administration Expenditures	2,873,000
Controller Expenditures	15,407,000
Business Solutions Support	2,670,000
Compliance and Administration	876,000
Transfer to General Government Improvement Fund - (GGIF) (Fund CO003)	2,404,000
Total	$25,950,000

TAX COLLECTOR
(Funds G3060)

Revenues:	**2091000**
Carryover	$7,965,000
Ad Valorem Fees	15,945,000
Auto Tag Fees	15,556,000
Tourist Tax Collection Fees	5,566,000
Local Business Tax Receipts Fees	4,619,000
Other Revenues	10,000
Total	$49,661,000

Expenditures:	
Operating Expenditures	$30,108,000
Transfer to Finance Department (Fund G3059)	17,365,000
Transfer to General Government improvement Fund (GGIF) (Fund CO003)	2,188,000
Total	$49,661,000

TRANSPORTATION AND PUBLIC WORKS
Public Works Construction Operations
(Fund G3074)

Revenues:	**2022-23**
Carryover	$781,000
Transfer from Countywide General Fund (Fund G1001)	164,000
Transfer from UMSA General Fund (Fund G1001)	401,000
Construction/Plat Fees	5,035,000
Total	$6,381,000
Expenditures:	
Construction Expenditures	$6,381,000

OFFICE OF MANAGEMENT AND BUDGET
Strategic Business Management
(Fund G3078)

Revenues:	**2022-23**
Transfer from IT Funding Model (Fund G3045)	$5,430,000
Expenditures:	
Operating Expenditures	$5,430,000

ADMINISTRATIVE OFFICE OF THE COURTS (AOC)
(Fund G3089)

Revenues:	**2022-23**
Carryover	$851,000
Interest Earnings	1,000
Total	$852,000
Expenditures:	
Operating Reserves	$852,000

PARKS, RECREATION AND OPEN SPACES
Operations and Zoo Miami
(Funds G4001-G4005)

Revenues:	**2022-23**
Transfer from Countywide General Fund (Fund G1001)	$60,808,000
Transfer from Unincorporated Municipal Services Area General Fund (Fund G1001)	56,985,000
Fees and Charges	61,057,000
Transfer from Convention Development Tax (Fund ST007)	16,600,000
Transfer of Tourist Development Tax (Fund ST002)	3,900,000
Transfer of Secondary Gas Tax for Right-of-Way Maintenance (Fund CO008)	3,460,000
CIIP Program Revenues	244,000
Other Revenues	183,000
Interdepartmental/Interagency Transfers	7,724,000
Total	$210,961,000
Expenditures:	
Total Operating Expenditures	$208,773,000
Distribution of Funds in Trust	300,000
Debt Service Payments	1,603,000
Transfers to Trust Accounts	285,000
Total	$210,961,000

CLERK OF COURTS
Records Management
(Fund G5001)

Revenues:	**2022-23**
Carryover	$1,484,000
Fees and Charges	1,000,000
Total	$2,484,000
Expenditures:	
Operating Expenditures	$2,484,000

HUMAN RESOURCES
Benefits Administration
(Fund G5002)

Revenues:	**2022-23**
Transfer from Self Insurance Trust Fund (Fund IS 541)	$3,992,000
Other Revenues	172,000
Total	$4,164,000
Expenditures:	
Operating Expenditures	$4,164,000

FINANCE
Internal Service Fund
(Fund G5003-G5004 and G5028)

Revenues:	**2022-23**
Carryover	$3,536,000
Cash Management Fees and Other Revenues	3,102,000
Credit and Collections Charges	7,617,000
Code Fines/ Lien Collections	3,729,000
Total	$17,984,000
Expenditures:	
Cash Management Operating Expenditures	$2,301,000
Credit and Collections Expenditures	7,279,000
Code Enforcement Expenditures	3,397,000
Transfer to General Government Improvement Fund - (GGIF) (Fund CO003)	4,890,000
Transfer to Finance Fund (Fund G3059)	117,000
Total	$17,984,000

INTERNAL SERVICES
Internal Service Operations
(Funds G5005-G5022, G5027, G5029 and G5030)

Revenues:	**2022-23**
Transfer from Countywide General Fund (Fund G1001)	$55,861,000
Transfer from Unincorporated Municipal Services Area General Fund (Fund G1001)	14,849,000
Carryover	9,918,000
Internal Service Fees and Charges	233,126,000
Interagency Transfer	5,128,000
Miscellaneous Revenues	450,000
Other Revenues - Business Participation Model (BPM)	8,015,000
External Fees and Charges	615,000
Fees and Charges	4,060,000
Municipal Fines	348,000
Intradepartmental Transfers	11,266,000
Total	$343,636,000

Expenditures:	
Operating Expenditures	$288,752,000
Reimbursement of County Attorney's Office for Legal Services	3,800,000
Distribution of Municipal ADA Fines	660,000
Distribution of Funds in Trust to the Beacon Tradeport	255,000
Transfer to General Government Improvement Fund (GGIF) (Fund CO003)	4,512,000
Transfer to Capital Infrastructure Investment Program (Fund CO082)	7,368,000
Transfer to Debt Service (Various Projects)	17,233,000
Debt Service	5,176,000
Reserves	4,614,000
Intradepartmental Transfers	11,266,000
Total	$343,636,000

Strategic Procurement
(Fund G5020)

Revenues:	**2022-23**
Carryover	$5,360,000
User Access Program Fees	14,000,000
Interagency Transfer	3,940,000
Interest Earnings	7,000
Miscellaneous Revenues	20,000
Total	$23,327,000

Expenditures:	
Operating Expenditures	$19,541,000
Transfer to General Fund for Countywide Procurement Activities (Fund G1001)	1,076,000
Transfer to SBD for Procurement Activities (Fund G5029)	1,653,000
Transfer to ISD for Administrative Activities (Fund G5005)	839,000
Operating Reserves	218,000
Total	$23,327,000

INFORMATION TECHNOLOGY
Enterprise Technology Services
(Fund G6001)

Revenues:	**2022-23**
Transfer from Countywide General Fund (Fund G1001)	$2,082,000
State of Florida Recording Fee	3,300,000
Transfer from IT Funding Model (Fund G3045)	79,159,000
Transfer From 800 Megahertz Radio System Maintenance (Fund S1017)	500,000
Proprietary Fees	458,000
Intradepartmental Transfers	19,979,000
Charges to Departments for Services	136,708,000
Total	$242,186,000

Expenditures:	
Operating Expenditures	$212,258,000
Transfer to Debt Service (Project 213955) (Fund D3090)	331,000
Transfer to Debt Service (Project 292917) (Fund D5018)	77,000
Intradepartmental Transfers	19,979,000
Transfer to IT Capital Fund (Fund CO079)	9,449,000
Transfer to General Government Improvement Fund (GGIF) for Debt Service (Fund CO003)	92,000
Total	$242,186,000

INFORMATION TECHNOLOGY
Service Costs Charged Back
(Fund G6002)

Revenues:	**2022-23**
Charges to Departments for Telephone Services	$14,794,000
Expenditures:	
Charges for Telephone Services	$13,773,000
Transfer to IT Capital Fund (Fund CO079)	1,021,000
Total	$14,794,000

MIAMI-DADE LIBRARY
Operations
(Funds SL001-SL003)

Revenues:	**2022-23**
Ad Valorem Revenue (Tax Roll: $338,627,117,000)	$90,461,000
Carryover	11,539,000
State Aid to Public Libraries	1,000,000
Miscellaneous Revenue	687,000
Total	$103,687,000
Expenditures:	
Library Operations	$90,939,000
Administrative Reimbursement	2,621,000
Debt Service Payment	1,577,000
Transfer to Capital Project (Fund CO002)	8,550,000
Total	$103,687,000

LAW LIBRARY
(Fund S1001)

Revenues:	**2022-23**
Carryover	$524,000
Criminal Court Costs (25% of $65 surcharge)	217,000
Service Charges	25,000
Business License Tax Revenue	90,000
Total	$856,000

Expenditures:	
Operating Expenditures	$601,000
Operating Reserves	255,000
Total	$856,000

LEGAL AID SOCIETY
(Funds S1003-S1005)

Revenues:	**2022-23**
Transfer from Countywide General Fund (Fund G1001)	$3,509,000
Criminal Court Costs (25% of $65 surcharge)	217,000
Grant Revenues	934,000
Florida Bar Foundation Contributions	210,000
Miscellaneous Revenue	150,000
Total	$5,020,000

Expenditures:	
Operating Expenditures	$5,020,000

JUDICIAL ADMINISTRATION
Driving While License Suspended Traffic School
(Fund S1006)

Revenues:	**2022-23**
Carryover	$201,000
Program Fees	205,000
Interest Earnings	1,000
Total	$407,000
Expenditures:	
Operating Expenditures	$377,000
Operating Reserves	30,000
Total	$407,000

Court Standby Program (SAO)
(Fund S1007)

Revenues:	**2022-23**
Carryover	$141,000
Transfer from the Miami-Dade Police Department	125,000
Contribution from Municipal Police Departments	365,000
Total	$631,000
Expenditures:	
Operating Expenditures	$631,000

Self Help Unit (AOC)
(Fund S1008)

Revenues:	**2022-23**
Program Income	$930,000
Expenditures:	
Operating Expenditures	$930,000

Miami-Dade County Adult Drug Court (AOC)
(Fund S1009)

Revenues:	**2022-23**
Carryover	$179,000
Program Income	1,000
Interest Earnings	1,000
Total	$181,000
Expenditures:	
Operating Reserves	$181,000

Process Servers (AOC)
(Fund S1011)

Revenues:	**2022-23**
Carryover	$325,000
Process Server Fees	86,000
Interest Earnings	1,000
Total	$412,000
Expenditures:	
Operating Expenditures	$113,000
Operating Reserves	299,000
Total	$412,000

MIAMI-DADE ECONOMIC ADVOCACY TRUST
Teen Court Program
(Fund S1013)

Revenues:	**2022-23**
Carryover	$1,200,000
Traffic Court Fees	719,000
Interest Earnings	5,000
Total	$1,924,000

Expenditures:	
Teen Court Juvenile Diversion and Intervention Program	$1,052,000
Transfer to Economic Development Program (Fund G3001)	62,000
Operating Reserves	810,000
Total	$1,924,000

OFFICE OF INSPECTOR GENERAL
(Fund S1014)

Revenues:	**2022-23**
Carryover	$1,793,000
Fees for Audits of County Contracts	4,335,000
Miami-Dade Civil and Probate Courthouse	132,000
Miami International Airport Oversight	500,000
Miami-Dade Water and Sewer Department Oversight	50,000
Miami-Dade Solid Waste Management Oversight	25,000
Miami-Dade Department of Transportation and Public Works Oversight	150,000
Miami-Dade County School Board Oversight	175,000
Total	$7,160,000

Expenditures:	
Operating Expenditures	$7,160,000

COMMISSION ON ETHICS AND PUBLIC TRUST
(Fund S1015)

Revenues:	**2022-23**
Transfer from Lobbyist Trust Fund	$130,000
Fees and Charges	140,000
Total	$270,000
Expenditures:	
Operating Expenditures	$270,000

OFFICE OF EMERGENCY MANAGEMENT
Emergency Management
(Fund S1016)

Revenues:	**2022-23**
Radiological Emergency Preparedness Agreement with Florida Power and Light	$357,000
Expenditures:	
Operating Expenditures	$357,000

INFORMATION TECHNOLOGY
800 Megahertz Radio System Maintenance
(Fund S1017)

Revenues:	**2022-23**
Traffic Fines	$500,000
Expenditures:	
Transfer to Enterprise Technology Services (Fund G6001)	$500,000

CORRECTIONS AND REHABILITATION
Special Revenue Operations
(Fund S1018-S1021)

Revenues:	**2022-23**
Carryover	$234,000
Social Security Administration Income	190,000
Subsistence and Processing Fees	601,000
Jail Commissary Commission	2,311,000
Law Enforcement Education Fund (Second Dollar Fines)	60,000
Pretrial Volunteer Receipts	1,000
Boot Camp Industries Fees	13,000
Monitored Release Fees	90,000
Food Catering Service Receipts	30,000
Total	$3,530,000

Expenditures:	
Law Enforcement Education	$237,000
Transfer to Inmate Welfare Trust Fund (Fund TF063)	1,577,000
Transfer to General Fund (Fund G1001)	1,659,000
Reserve	57,000
Total	$3,530,000

MIAMI-DADE POLICE DEPARTMENT (MDPD)
Special Revenue Operations
(Fund S1022)

Revenues:	**2022-23**
Carryover	$4,000
Second Dollar Miscellaneous Revenues	119,000
Total	$123,000

Expenditures:	
Education and Training	$123,000

MIAMI-DADE POLICE DEPARTMENT (MDPD)
Special Revenue Operations
(Fund S1023)

Revenues:	**2022-23**
Transfer from Unincorporated Municipal Service Area General Fund (Fund G1001)	$6,385,000
Transfer from School Crossing Guard (Fund S1027)	1,320,000
Total	$7,705,000
Expenditures:	
School Crossing Guard Program	$7,705,000

MIAMI-DADE POLICE DEPARTMENT (MDPD)
Special Revenue Operations
(Fund S1024)

Revenues:	**2022-23**
Law Enforcement Training Traffic Violation Fines	$259,000
Expenditures:	
Operating Expenditures	$259,000

MIAMI-DADE POLICE DEPARTMENT (MDPD)
Special Revenue Operations
(Fund S1025)

Revenues:	**2022-23**
First Dollar Fines	$243,000
Expenditures:	
Operating Expenditures	$243,000

JUVENILE SERVICES
(Fund S1026)

Revenues:	**2022-23**
Criminal Court Costs (25% of $65 surcharge)	$217,000
Expenditures:	
Juvenile Assessment Center Expenditures	$217,000

MIAMI-DADE POLICE DEPARTMENT (MDPD)
SCHOOL CROSSING GUARD TRUST FUND
(Fund S1027)

Revenues:	**2022-23**
Parking Ticket Surcharge for School Crossing Guard Programs	$2,187,000
Expenditures:	
Transfer to Miami-Dade Police Department School Crossing Guard Support (Fund S1023)	$1,320,000
Disbursements to Municipalities	867,000
Total	$2,187,000

REGULATORY AND ECONOMIC RESOURCES
Air Quality Tag Fees
(Fund S1028)

Revenues:	**2022-23**
Carryover	$540,000
Air Quality Tag Fees	1,910,000
Other Revenues	2,000
Total	$2,452,000
Expenditures:	
Operating Expenditures	$2,141,000
Reserves	311,000
Total	$2,452,000

CULTURAL AFFAIRS
(Funds S1030-S1033 and S1037-S1039)

Revenues:	**2022-23**
Carryover	$4,762,000
Transfer from Countywide General Fund (Fund G1001)	13,344,000
Fees and Charges	369,000
Miscellaneous Revenues	66,000
Other Revenues	4,721,000
Donations	17,000
Transfer from Convention Development Tax (Fund ST007)	16,762,000
Transfer from Tourist Development Surtax (Fund ST003)	106,000
Transfer from Tourist Development Tax (Fund ST002)	8,972,000
Total	$49,119,000

Expenditures:	
Administrative Expenditures	$7,040,000
Grants to/Programs for Artists and Non-Profit Cultural Organizations	27,434,000
South Miami-Dade Cultural Arts Center Operations	7,371,000
Distribution of Funds in Trust	2,000
Cultural Facilities	7,272,000
Total	$49,119,000

CULTURAL AFFAIRS
Art in Public Places (APP) Program
(Fund S1035-S1036)

Revenues:	**2022-23**
Carryover	$9,691,000
Miscellaneous Revenues	6,000,000
Interdepartmental Revenues from Proprietary Capital Projects	1,253,000
Total	$16,944,000

Expenditures:	
Operational Expenditures	$16,944,000

ECONOMIC DEVELOPMENT
(Fund S1051)

Revenues:	**2022-23**
Local Business License Tax Receipts	$4,100,000
Expenditures:	
Transfer to Beacon Council	$4,100,000

ADMINISTRATIVE OFFICE OF THE COURTS
Circuit Veteran Treatment
(Fund S1057)

Revenues:	**2022-23**
Carryover	$71,000
Expenditures:	
Operating Expenditures	$2,000
Operating Reserves	69,000
Total	$71,000

COMMUNITY ACTION AND HUMAN SERVICES
Community Action
(Funds SC001-SC002)

Revenues:	**2022-23**
Transfer from Countywide General Fund (Fund G1001)	$42,392,000
Federal Grants	115,534,000
State Grants	2,426,000
Other Revenues	2,039,000
Interagency Transfers	861,000
Total	$163,252,000
Expenditures:	
Operating Expenditures	$163,249,000
Distribution of Funds in Trust	3,000
Total	$163,252,000

MIAMI-DADE ECONOMIC ADVOCACY TRUST
Affordable Housing Program
(Fund SC003)

Revenues:	**2022-23**
Carryover	$14,309,000
Interest Earnings	68,000
Surtax Loan Payback	4,000
Documentary Stamp Surtax	3,826,000
Total	$18,207,000

Expenditures:	
Affordable Housing Operating Expenditures	$5,718,000
Transfer to the Office of the Executive Director and Administration (Fund G3001)	350,000
Transfer to Capital Project (Fund CO001)	6,639,000
Reserves	5,500,000
Total	$18,207,000

COMMUNITY ACTION AND HUMAN SERVICES
Human Services
(Funds SD002-SD003)

Revenues:	**2022-23**
Transfer from Countywide General Fund (Fund G1001)	$4,119,000
Federal Grants	3,237,000
Other Revenues	90,000
Total	$7,446,000

Expenditures:	
Operating Expenditures	$7,446,000

HOMELESS TRUST
Operations
(Fund ST005)

Revenues:	**2022-23**
Carryover	$21,307,000
Food and Beverage Tax (1%) Proceeds	34,026,000
Interest Earnings	35,000
Other Revenues (Private Sector Contribution)	301,000
Total	$55,669,000

Expenditures:	
Homeless Trust Operations	$48,532,000
Administrative Reimbursement	46,000
Transfer to Homeless Trust Capital Reserves (ST001)	5,074,000
Contingency Reserve	2,017,000
Total	$55,669,000

TOURIST DEVELOPMENT TAX
(Fund ST002)

Revenues:	**2022-23**
Transfer from PSFFT/TDT Reserve (Fund D3004)	5,400,000
Tourist Development Tax	44,467,000
Total	$49,867,000

Expenditures:	
Advertising and Promotion (Greater Miami Convention and Visitors Bureau)	$24,626,000
Transfer to Debt Service (Fund D31111)	8,634,000
Transfer to Cultural Affairs Council (CAC) (Funds S1030, S1031, S1032)	8,509,000
Transfer to Cultural Affairs Council (CAC) (Fund S2007)	125,000
Tourist Development Council (TDC) Grants	1,275,000
Transfer to Cultural Affairs for TDC Administrative Support (Fund S1030)	511,000
Transfer to General Fund for Administrative Reimbursement (Fund G1001)	767,000
Transfer to Finance for TDC Administrative Support (Fund G3060)	20,000
Transfer to Transit and Public Works for Underline Maintenance (Fund ET001)	1,500,000
Transfer to Parks, Recreation and Open Spaces for Beach Maintenance (Fund G4001)	3,900,000
Total	$49,867,000

TOURIST DEVELOPMENT SURTAX
(Fund ST003)

Revenues:	**2022-23**
Tourist Development Surtax	$9,082,000
Expenditures:	
Advertising and Promotion (Greater Miami Convention and Visitors Bureau)	$8,717,000
Tourist Development Council Grants	100,000
Transfer to Tourist Development Council (TDC) for Administrative Support (Fund S1030)	106,000
Transfer to General Fund for Administrative Reimbursement (Fund G1001)	159,000
Total	$9,082,000

PROFESSIONAL SPORTS FRANCHISE FACILITY TAX
(Fund ST004)

Revenues:	**2022-23**
Professional Sports Franchise Facility Tax	$22,234,000
Expenditures:	
Transfer to Debt Service Fund (Fund D31111)	$22,234,000

HOMELESS TRUST
Domestic Violence Oversight Board Trust Fund
(Fund ST006)

Revenues:	**2022-23**
Carryover	$16,763,000
Food and Beverage Tax (1%) Proceeds	6,004,000
Interest Earnings	24,000
Total	$22,791,000
Expenditures:	
Domestic Violence Shelter Operations	$4,601,000
Reserves	18,190,000
Total	$22,791,000

CONVENTION DEVELOPMENT TAX
(Fund ST007)

Revenues:	**2022-23**
Convention Development Tax (CDT) Proceeds	$127,225,000
CDT Reserves	8,809,000
Performing Arts Center Repayment	1,250,000
Total	$137,284,000

Expenditures:	
Transfer to Debt Service Fund (Project 206300)	$40,322,000
Payment to the City of Miami Beach	4,500,000
Payment to City of Miami Beach Convention Center	1,500,000
Payment to City of Miami Beach Revenue Sharing Interlocal Agreement	14,821,000
Transfer to Cultural Affairs for Grants (Fund S1031)	1,000,000
Performing Arts Center Trust Subsidy	7,650,000
Transfer to Cultural Affairs South Miami-Dade Cultural Arts Center (Fund S1033)	4,696,000
FTX Arena-related Costs	6,400,000
Payment to the City of Miami	5,000,000
Vizcaya Museum and Gardens	4,000,000
History Miami	4,000,000
Perez Art Museum Miami	4,000,000
Performing Arts Center Trust Operating Subsidy	6,579,000
New World Symphony	3,200,000
Transfer to Cultural Affairs for Fairchild Tropical Botanic Garden Inc. (Fund S1031)	376,000
Transfer to Cultural Affairs for Zoo Miami Foundation Inc. (Fund S1031)	293,000
Transfer to Cultural Affairs for The Miami Children's Museum Inc. (Fund S1031)	635,000
Transfer to Cultural Affairs for Fantasy Theater Factory Inc. (Sandrell Rivers Theater) (Fund S1031)	460,000
Transfer to Cultural Affairs for The Roxy Theatre Group Inc. (Westchester Arts Center) (Fund S1031)	500,000
Transfer to Ballpark Capital Reserve Fund	750,000
Transfer to Cultural Affairs for the African Heritage Cultural Arts Center (Fund S1038)	3,183,000
Transfer to Cultural Affairs for the Miami-Dade County Auditorium (Fund S1037)	2,351,000
Transfer to Cultural Affairs for the Joseph Caleb Auditorium (Fund S1039)	467,000
Transfer to Cultural Affairs for Administration and Miscellaneous (Funds S1030 & S1031)	2,801,000
Community-based Cultural Facility (Children's Museum)	150,000
Payment to Cuban Museum Inc.	550,000
Payment to Bay of Pigs Museum and Library of the "2506 Brigade"	500,000
Transfer to Parks, Recreation and Open Spaces for Zoo Miami (Fund G4004)	16,600,000
Total	$137,284,000

CONVENTION DEVELOPMENT TAX
Shortfall Reserve
(Fund ST008)

Revenues:	**2022-23**
Shortfall reserve	$8,809,000

Expenditures:	
Transfer to Convention and Development Tax (Fund ST007)	$8,809,000

PEOPLE'S TRANSPORTATION PLAN FUND
(Funds SP001-SP002)

Revenues:	**2022-23**
Carryover	$194,678,000
Interest Earnings	200,000
Sales Tax Revenue	388,410,000
Total	$583,288,000

Expenditures:	
Transfer to Fund D3031, Project 209405 for 2010 Surtax Bond Debt Service	$2,836,000
Transfer to Fund D3033, Project 209407 for 2015 Surtax Bond Debt Service	5,186,000
Transfer to Fund D3034, Project 209408 for 2017 Surtax Bond Debt Service	1,242,000
Transfer to Fund D3035, Project 209409 for 2018 Surtax Bond Debt Service	511,000
Transfer to Fund D3036, Project 209410 for 2019 Surtax Bond Debt Service	6,891,000
Transfer to Fund D3117, Project 209411 for 2020 Surtax Bond Debt Service	6,721,000
Transfer for 2022 Surtax Bond Debt Service	2,021,000
Transfer to Fund ET028 for Miami-Dade Transit Debt Service	96,040,000
Bus Lease Financing	25,907,000
Transfer to Public Works (Fund CO007)	650,000
Transfer to the Citizen's Independent Transportation Trust (Fund ET037)	3,757,000
Transfer to Eligible Municipalities	77,682,000
Transfer to New Municipalities	11,652,000
Transfer to Municipal Recapture Fund (Fund SP002)	500,000
Transfer to Capital Expansion (Fund SP003)	15,557,000
Future Bus Replacement Financing Payments	7,808,000
Reserve	85,000,000
End of Year Fund Balance	233,327,000
Total	$583,288,000

REGULATORY AND ECONOMIC RESOURCES
STORMWATER UTILITY FUND
(Fund SU001)

Revenues:	**2022-23**
Carryover	$34,861,000
Stormwater Utility Fees	41,114,000
Other Revenues	2,445,000
Total	$78,420,000

Expenditures:	
Stormwater Utility Drainage Capital Improvement Program (Fund CO005)	$8,408,000
Stormwater Utility Canals Capital Improvement Program (Fund CO005)	4,800,000
Transfer to Debt Service Revenue Fund (Project 211101, 1999 and 2004 Series)	6,278,000
Transfer to Environmental Resources Management Operations (Fund SU002)	10,937,000
Transfer to Public Works Operations (Fund SU003)	22,682,000
Cash Reserve for Future Projects	25,315,000
Total	$78,420,000

REGULATORY AND ECONOMIC RESOURCES
Stormwater Utility Program
(Fund SU002)

Revenues:	**2022-23**
Transfer from Stormwater Utility Fund (Fund SU001)	$10,937,000
Expenditures:	
Environmental Resources Management Operations	$10,681,000
Administrative Reimbursement	256,000
Total	$10,937,000

TRANSPORTATION AND PUBLIC WORKS
Stormwater Utility Program
(Fund SU003)

Revenues:	**2022-23**
Transfer from Stormwater Utility Fund (Fund SU001)	$22,681,000
Expenditures:	
DTPW Stormwater Operations	$22,002,000
Administrative Reimbursement	679,000
Total	$22,681,000

TRANSPORTATION AND PUBLIC WORKS
Rickenbacker Causeway Operating Fund
(Fund ER001 and ER002)

Revenues:	**2022-23**
Carryover	$16,003,000
Rickenbacker Tolls, Transponders and Other Revenues	13,194,000
Interest Earnings	100,000
Miscellaneous Revenues	100,000
Total	$29,397,000
Expenditures:	
Causeway Toll Operations and Maintenance	$5,709,000
Transfer to Causeway Capital Fund (Fund ER003)	6,714,000
Transfer to Causeway Capital Fund for Renewal and Replacement (Fund ER004)	1,436,000
Transfer to Causeway Debt Service Fund (Fund Group ER, Various Funds)	2,674,000
Operating and Maintenance Reserve (Bond Restriction)	1,054,000
Operating Reserve	11,810,000
Total	$29,397,000

SEAPORT
Revenue Fund
(Fund ES001)

Revenues:	**2022-23**
Carryover	$150,686,000
Fees and Charges	192,638,000
State Comprehensive Enhanced Transportation System (SCETS) Revenues	17,000,000
Total	$360,324,000

Expenditures:	
Operating Expenditures	$124,144,000
Administrative Reimbursement	2,763,000
Transfer to Seaport Bond Service Account (Fund ES018)	37,200,000
Transfer to Seaport General Fund (Fund ES028)	25,300,000
Ending Cash Balance (Reserves)	170,917,000
Total	$360,324,000

TRANSPORTATION AND PUBLIC WORKS
Transit Operations Fund
(Fund ET001)

Revenues:	**2022-23**
Carryover	$190,302,000
Transfer from Countywide General Fund (Fund G1001) for Maintenance of Effort	230,238,000
Transfer from Tourist Development Tax (Fund ST002)	1,500,000
Transit Fares and Fees	68,164,000
State Grants - Transportation Disadvantaged Program	6,675,000
Other Revenues	13,761,000
Total	$510,640,000

Expenditures:	
Operating Expenditures	$376,839,000
Reserve for SMART Plan Operations, Maintenance and Upgrades	2,076,000
South Florida Regional Transportation Authority Operating and Capital Subsidy	4,235,000
Transfer to Fund ET043 for Transit Debt Service (Non-PTP Debt Service)	821,000
Operating Reserve	126,669,000
Total	$510,640,000

TRANSPORTATION AND PUBLIC WORKS
Transit Non-Capital Grants
(Fund ET007)

Revenues:	**2022-23**
State Grants - JPA Urban Corridor Program	$5,888,000
State Operating Assistance Grant	23,237,000
Federal Grant - Bridge Inspection Program	1,000,000
Total	$30,125,000

Expenditures:	
Transit Grant Program Expenditures	$30,125,000

TRANSPORTATION AND PUBLIC WORKS
Transit Debt Service
(Funds ET028-ET041, ET048-ET059)

Revenues:	**2022-23**
Federal Subsidy Receipts (Series 2010B Bonds)	$2,462,000
Federal Subsidy Receipts (Series 2010D Bonds)	604,000
Transfer from PTP Revenue Fund SP001-SP002 for PTP Debt Service	104,215,000
Transfer from Transit Operating Fund ET 001 for Non-PTP Debt Service	821,000
Total	$108,102,000

Expenditures:	
Series 2010 Transit System Sales Surtax Payments	$10,971,000
Series 2015 Transit System Sales Surtax Payments	15,102,000
Series 2017 Transit System Sales Surtax Payments	5,517,000
Series 2018 Transit System Sales Surtax Payments	8,752,000
Series 2019 Transit System Sales Surtax Payments	10,336,000
Series 2020 Transit System Sales Surtax Payments	30,092,000
Master Bus Lease Debt Service Payment	25,907,000
Series 2010 D Rezoning Bonds	1,425,000
Total	$108,102,000

OFFICE OF THE CITIZENS' INDEPENDENT TRANSPORTATION TRUST
(Fund ET037)

Revenues:	**2022-23**
Transfer from People's Transportation Plan Fund (Fund SP001)	$3,757,000

Expenditures:	
Operating Expenditures	$3,757,000

TRANSPORTATION AND PUBLIC WORKS
Venetian Causeway Operating Fund
(Fund EV001)

Revenues:	**2022-23**
Carryover	$12,690,000
Causeway Toll Revenue	5,429,000
Interest Earnings	50,000
Total	$18,169,000

Expenditures:	
Operation and Maintenance	$2,593,000
Transfer to Capital Fund (Fund EV002)	4,090,000
Transfer to Debt Service (Fund Group EV, Various Funds)	691,000
Reserve	10,795,000
Total	$18,169,000

DEPARTMENT OF SOLID WASTE MANAGEMENT
Waste Collection Operations
(Funds EW001, EW018 and EW019)

Revenues:	**2022-23**
Collection Fees and Charges	$178,612,000
Sale of Recyclable Materials	666,000
Interest Earnings	15,000
Total	$179,293,000

Expenditures:	
Garbage and Trash Collection Operations	$147,319,000
Waste Service Area Non-Ad Valorem Distribution Cost	1,684,000
Transfer to Note Payable (Debt Service Fund EW018)	10,705,000
Transfer to Capital Projects (Fund EW019)	4,933,000
Intradepartmental Transfer to Disposal	1,542,000
Reserve	13,110,000
Total	$179,293,000

DEPARTMENT OF SOLID WASTE MANAGEMENT
Waste Disposal Operations
(Funds EW007, EW009 and EW026)

Revenues:	**2022-23**
Carryover	$271,790,000
Disposal Fees	145,229,000
Transfer Fees	9,140,000
Resources Recovery Energy Sales	10,720,000
Interest Earnings	251,000
Utility Service Fee	20,000,000
Intradepartmental Transfer from Collections	1,542,000
Total	$458,672,000

Expenditures:	
Disposal Operations	$188,722,000
Transfer to EW010 Subfund DS0, Bond Debt Service	4,140,000
Transfer to Fleet Financing Note Payable (Fund EW007)	8,504,000
Transfer to Capital Projects (Fund EW009 and Fund EW026)	21,540,000
Transfer to Munisport and Virginia Key (Fund EW032)	3,957,000
Reserve	231,809,000
Total	$458,672,000

DEPARTMENT OF SOLID WASTE MANAGEMENT
Rate Stabilization Reserve
(Fund EW014)

Revenues:	**2022-23**
Restricted Carryover	$21,198,000
Interest Earnings	16,000
Total	$21,214,000
Expenditures:	
Rate Stabilization Reserve	$21,214,000

JACKSON HEALTH SYSTEMS
County Public Hospital Sales Tax
(Fund SD001)

Revenues:	**2022-23**
Sales Surtax	$388,410,000
Expenditures:	
Transfer to Jackson Health Systems	$388,410,000

STATE REVENUE SHARING
(Fund 51002)

Revenues:	**2022-23**
Entitlement as a County	$87,945,000
Entitlement as a Municipality	48,210,000
Total	$136,155,000
Expenditures:	
Transfer to Countywide General Fund (Fund G1001)	$87,945,000
Transfer to UMSA General Fund (Fund G1001)	48,210,000
Total	$136,155,000

LOCAL GOVERNMENT HALF-CENT SALES TAX
(Fund 51002)

Revenues:	**2022-23**
Countywide Sales Tax Receipts	$107,446,000
Unincorporated Municipal Service Area (UMSA) Sales Tax Receipts	126,133,000
Total	$233,579,000
Expenditures:	
Transfer to Countywide General Fund (Fund G1001)	$107,446,000
Transfer to UMSA General Fund (Fund G1001)	126,133,000
Total	$233,579,000

MIAMI-DADE COUNTY SELF INSURANCE FUND (HEALTH)
(Fund IS014-IS017)

Revenues:	**2022-23**
Employer Contribution	$362,330,000
Dependent Premiums	113,104,000
Total	$475,434,000
Expenditures:	
Medical	$440,776,000
Dental/Vision	22,395,000
Life	12,263,000
Total	$475,434,000

ANIMAL SERVICES DEPARTMENT
Trust Fund
(Fund TF001)

Revenues:	**2022-23**
Carryover	$200,000
Donations, Grants, and Other Revenue	100,000
Total	$300,000
Expenditures:	
Pet Welfare Operating Expenses	$300,000

MIAMI-DADE POLICE DEPARTMENT (MDPD)
Miscellaneous Trust Fund
(Funds TF037-TF047)

Revenues:	**2022-23**
Carryover	$864,000
Interest Earnings	11,000
Fines and Forfeitures	370,000
Miscellaneous	310,000
Total	$1,555,000
Expenditures:	
Operating Expenditures	$729,000
Reserve for Future Expenditures	826,000
Total	$1,555,000

CORRECTIONS AND REHABILITATION
Inmate Welfare Trust Fund
(Fund TF063)

Revenues:	**2022-23**
Transfer from Special Revenue Operations (Fund S1018)	$1,577,000
Expenditures:	
Operating Expenditures	$567,000
Reserve	1,010,000
Total	$1,577,000

MIAMI-DADE POLICE DEPARTMENT (MDPD)
Law Enforcement Trust Fund
(Funds TF170-TF172)

Revenues:	**2022-23**
Carryover	$5,230,000
Interest Earnings	70,000
Fines and Forfeitures	3,400,000
Total	$8,700,000
Expenditures:	
Operating Expenditures	$6,419,000
Reserve for Future Expenditures	2,281,000
Total	$8,700,000

ANTI-GUN VIOLENCE TRUST FUND
(Fund TF255)

Revenues:	**2022-23**
Carryover	$2,415,000
Transfer from Countywide General Fund (Fund G1001)	1,228,000
Total	$3,643,000
Expenditures:	
Anti-Gun Violence Program Expenses	$3,643,000

BOARD OF COUNTY COMMISSIONERS ANTI-GUN VIOLENCE TRUST FUND
(Fund TF256)

Revenues:	**2022-23**
Carryover	$2,158,000
Transfer from Countywide General Fund (Fund G1001)	526,000
Total	$2,684,000
Expenditures:	
Anti-Gun Violence Program Expenses	$2,684,000

SOUTH DADE BLACK HISTORY CENTER ADVISORY BOARD
(Fund TF270)

Revenues:	**2022-23**
Transfer from Countywide General Fund (Fund G1001)	$100,000
Expenditures:	
Operating Expenses	$100,000

MIAMI-DADE POLICE DEPARTMENT
Illegal Dumping Trust Fund
(Fund TF271)

Revenues:	**2022-23**
Carryover	$1,035,000
Interest Income	7,000
Total	$1,042,000
Expenditures:	
Operating Expenditures	$532,000
Reserve for Future Expenditures	510,000
Total	$1,042,000

COUNTY TRANSPORTATION TRUST FUND
(Fund 51001)

Revenues:	**2022-23**
Local Option Six-Cent Gas Tax	$41,606,000
Capital Improvement Local Option Three-Cent Gas Tax Carryover	$2,210,000
Capital Improvement Local Option Three-Cent Gas Tax	17,949,000
State Gas Tax	8,999,000
Constitutional Gas Tax (20%)	3,970,000
Constitutional Gas Tax (80%) Carryover	730,000
Constitutional Gas Tax (80%)	16,772,000
"Ninth-Cent" Gas Tax	10,504,000
Total	$102,740,000

Expenditures:	
Transfer to Countywide General Fund (Fund G1001) for Transportation Expenditures	$65,079,000
Transfer to Capital Improvements Local Option Gas Tax (Fund ET002)	18,218,000
Capital Improvements Local Option Gas Tax Fund Reserve	1,941,000
Transfer to Secondary Road Program (Fund CO008)	17,502,000
Total	$102,740,000

JUDICIAL ADMINISTRATION
Grants
(Fund S2001)

Revenues:	**2022-23**
Grant Revenues	$2,009,000

Expenditures:	
Operating Expenditures	$2,009,000

CORRECTIONS AND REHABILITATION
Grants
(Fund S2001)

Revenues:	**2022-23**
State Criminal Alien Assistance Program (SCAAP) (Department of Justice)	$1,000,000
MDC Opioid Abuse Site-based Program Response Project (Department of Justice)	340,000
Total	$1,340,000

Expenditures:	
Operating Expenditures	$241,000
Transfer to General Fund (Fund G1001)	1,099,000
Total	$1,340,000

REGULATORY AND ECONOMIC RESOURCES
Grant Fund
(Fund S2001)

Revenues:	**2022-23**
State Grants	$4,987,000
Federal Grants	1,013,000
Total	$6,000,000
Expenditures:	
Operating Expenditures	$6,000,000

MIAMI-DADE FIRE RESCUE
State Grant Awards
(Fund S2001)

Revenues:	**2022-23**
State and Federal Environmental Grants	$329,000
Expenditures:	
Miami-Dade Objectives	$295,000
City of Miami Fire Rescue Department	21,000
City of Miami Beach Fire Rescue Department	3,000
City of Hialeah Fire Rescue Department	7,000
City of Coral Gables Fire Rescue Department	2,000
Village of Key Biscayne Fire Rescue Department	1,000
Total	$329,000

MIAMI-DADE FIRE RESCUE
Federal Grant
(Fund S2001)

Revenues:	**2022-23**
Environmental Protection Resilient Florida Grant	$733,000
Assistant to the Firefighter Grant	124,000
Port Security Grant	1,000,000
Total	$1,857,000
Expenditures:	
Grant Objectives	$1,857,000

MIAMI-DADE FIRE RESCUE
Urban Search and Rescue
(Fund S2001)

Revenues:	**2022-23**
Federal Emergency Management Grant	$1,241,000
Expenditures:	
Grant Objectives	$1,241,000

MIAMI-DADE POLICE DEPARTMENT (MDPD)
Operating Grant Fund
(Fund S2001)

Revenues:	**2022-23**
Justice Assistance Grant (JAG) Program	$957,000
Cops Hiring Program Grant	3,513,000
State Grants	710,000
Federal Grants	5,368,000
Interfund Transfer	3,897,000
Total	$14,445,000
Expenditures:	
COPS Hiring Program Grant	$7,344,000
Justice Assistance Grant (JAG) Program	957,000
Operating Expenditures	6,144,000
Total	$14,445,000

JUVENILE SERVICES
Grant Fund
(Fund S2001 and S2004)

Revenues:	**2022-23**
Juvenile Justice Intake, Screening and Assessment Program	$882,000
Juvenile Justice Diversion Alternative Program	784,000
Department of Children and Families	344,000
Byrne Grant	124,000
Total	$2,134,000
Expenditures:	
Operating Expenditures	$2,134,000

OFFICE OF MANAGEMENT AND BUDGET
Ryan White Grant Program
(Fund S2001)

Revenues:	**2022-23**
Ryan White Title I	$30,000,000
Expenditures:	
Administrative Expenditures	$1,829,000
Allocation to Contractual Services	28,171,000
Total	$30,000,000

MIAMI-DADE POLICE DEPARTMENT (MDPD)
Operating Grant Fund
(Fund S2002)

Revenues:	**2022-23**
Urban Areas Security Initiatives Program	$208,000
Expenditures:	
Program Expenditures	$208,000

OFFICE OF EMERGENCY MANAGEMENT
Emergency Management Grant Fund
(Fund S2001)

Revenues:	**2022-23**
State Grants	$106,000
Federal Grants	2,516,000
Total	$2,622,000
Expenditures:	
Operating Expenditures	$2,622,000

MIAMI-DADE POLICE DEPARTMENT (MDPD)
Operating Grant Fund
(Fund S2003)

Revenues:	**2022-23**
Urban Areas Security Initiatives Program	$800,000
Expenditures:	
Program Expenditures	$800,000

CULTURAL AFFAIRS
State and Federal Grants
(Fund S2001 and S2007)

Revenues:	**2022-23**
Carryover	$91,000
Transfer from Tourist Development Tax (Fund ST002)	170,000
State of Florida Artistic Automobile License Tag Revenue	25,000
Other Revenues	103,000
Total	$389,000
Expenditures:	
Grants to/Programs for Artists and Non-Profit Cultural Organizations	$25,000
South Florida Cultural Consortium Projects	364,000
Total	$389,000

HOMELESS TRUST
Grants
(Fund S2008)

Revenues:	**2022-23**
2020 Supportive Housing Program (SHP)	$33,850,000
State of Florida	1,750,000
State Staffing Grant	107,000
Emergency Solution Grant	200,000
State TANF Grant	47,000
State Challenge Grant	148,000
First Mental Health Grant	422,000
Total	$36,524,000
Expenditures:	
Grant Allocations	$36,524,000

REGULATORY AND ECONOMIC RESOURCES
Impact Fee Administration
(Fund CI034)

Revenues:	**2022-23**
Carryover	$18,686,000
Impact Fees	3,895,000
Total	$22,581,000
Expenditures:	
Operating Expenditures	$2,820,000
Administrative Reimbursement	77,000
Reserves	19,684,000
Total	$22,581,000

SPECIAL ASSESSMENT FUNDS
Special Taxing Districts-Administration
(Fund SA001)

Revenues:	**2022-23**
Special Taxing Districts FY 2022-23 Assessments - Various Districts	$2,916,000
Expenditures:	
Special Taxing Districts Administration	$2,916,000

SPECIAL ASSESSMENT FUNDS
Special Taxing Districts-Lighting
(Fund Group FL)

Revenues:	**2022-23**
Carryover -- Lighting Districts	$717,927
Special Taxing Districts FY 2022-23 Assessments -- Lighting Districts	13,128,700
Total	$13,846,627
Expenditures:	
A & R Subdivision	$677
A & S Industrial Park	12,105
AB at Tamiami Airport 1	1,009
AB at Tamiami Trail	118,103
Abbro Subdivision	1,161
Abel Homes at Naranja Villas	2,742
Acapulco Homes	5,471
Adrian Builders at Tamiami	1,288
Adventure Homes	30,233
Aileen Subdivision	799
Aladdin Subdivision	1,767
Alco Estates and Additions 1-5	12,815
Alexa Subdivision	414
Alexandria Estates	4,874
Ali Subdivision	1,149
Alina Estates	2,724
Allapattah	37,763
Allison Estates	4,295
Alturas de Buena Vista	566
American Homes	21,408
American Homes First Addition	16,623
Americas at Miller	5,757
Amerihomes	9,864
Amigo's Subdivision	438
Amore Subdivision	2,134
Anabah Gardens	759
Anaco Estates	2,304
Anaco Estates First Addition	1,849
Anderson Heights	38,950
Andover 1st Addition	3,560
Andrade Subdivision	3,751
Anta Subdivision One	1,009
Arien Subdivision One and Two	3,321
Arien Subdivision Section Three	1,713
Aristotle Subdivision	48,970
ASA Subdivision	2,691
ASA Subdivision Tract D	906
Ashly Subdivision	598

Auto Nation Perrine East	982
AV Subdivision	278
Avanti 10 Subdivision	2,658
Bailes Common	1,478
Bailes Common First Addition	5,177
Bailes Common Second Addition	2,070
Balani Subdivision	6,576
Balmoral Subdivision	3,803
Barcelona Estates	3,819
Barima Estates	14,018
Baroque Estates	712
BBE Subdivision	3,783
Beacon at 97 Ave	716
Beacon at Doral	4,180
Beacon Centre	30,464
Beacon Lakes Expansion North	17,742
Beacon Lakes Phase One	29,740
Bel Aire	23,628
Belen Estates	3,609
Ben Granoff Park	5,373
Benson Lakes	3,190
Bent Tree Briarcliff	1,178
Bent Tree Commercial Park	3,803
Bent Tree Section Three	5,844
Beverly Estates	16,826
BHM East Campus Expansion	1,021
Biarritz Subdivision Phase One	963
Biarritz Subdivision Phase Two	1,308
Big Five Homes	683
Bilbao Estates	7,649
Bird Estates	3,371
Bird Gardens Subdivision	4,690
Bird Lakes South Addition Three	2,571
Bird Lakes South Section Four	8,181
Bird Lakes South Section One	8,684
Bird Lakes South Section Three	13,632
Bird Road Highlands	19,052
Bird Road Properties	3,444
Bird South	1,994
Biscayne	61,418
Biscayne Drive Estates	14,815
Biscayne Gardens	11,088
Biscayne Gardens Addition Two	21,784
Biscayne Gardens Third Addition	30,177
Biscayne Manning	18,720
Biscayne Manning First Addition	6,019
Biscayne Pines	20,218
Biscayne Point South	3,695
Biscayne Villas	7,304
Bismark Estates	821
Bismark Homes	4,677
Black Creek Homes	2,775
Blue Heaven Landing	1,234
Bluewaters Subdivision	47,935
BMS Kendale Lakes	732
BMS Kendall	2,768
BMS Ojus	841
Bonita	14,484
Bonita Estates Mansions South	4,787
Bonita Golf View	2,776
Bonita Golf View Part Two	5,222
Bonita Grand Estates South	23,188
Bonita Grand Estates South 3	2,427
Bonita Grand Estates South II	9,382

Borek	9,396
Borluv Subdivision	1,515
Brandon Park	24,540
Breckenridge Estates	2,141
Breeze at Galloway	6,744
Bridgeport Villas	1,072
Brighton Meadow	11,234
Bristol at Kendall	607
Bristol Park Two	3,256
Bristol Pointe	2,239
Brownsville	184,587
Buddy's Paradise	2,154
Cadiz Estates	1,054
California Club Estates	1,891
California Hills	10,912
Camino Real First Addition	6,716
Canero's Oak	465
Cantal West Industrial Park	745
Cantelope	6,659
Canton Subdivision	4,758
Canton Subdivision First Addition	1,792
Cape Florida	12,710
Capri Homes	1,584
Caribbean Palms	10,465
Caribe Lakes Phase One	4,762
Caribe Subdivision	2,314
Carmichael Estates	1,149
Carol City	460,124
Carol City First Addition	3,322
Cartal Subdivision	868
Casa Lago	6,773
Casa Lago First Addition	3,121
Casa Matias	2,785
Casariego Business Park	1,898
Castcana Estates	2,273
Castillian Subdivision	725
Cauley Palisades	1,244
Cedar West Homes	15,410
Cedar West Homes Two	5,114
Cenal Estates	26,827
Central Canal	41,391
Central Heights	15,434
Central Miami	17,811
Central Miami Addition One	13,678
Central Park Estates	786
Centro Villas North	3,965
Century Estates and First Addition	29,011
Century Gardens	32,137
Century Gardens at Tamiami	8,195
Century Gardens Village	6,252
Century Park Villas	5,973
Century Prestige	5,702
Century Townhomes at Bird Road	3,496
Chadustry Estates	5,132
Chana Rose Estates	1,454
Chateau Royal Estates	6,569
Chateaubleau Mansions	3,260
Chediak Subdivision	1,619
Chediak Subdivision 1st Addition	218
Children's Plaza	1,955
Chiu Subdivision	1,093
Christopher Gardens	11,337
Christy's Estates	4,470
Circle Creek Apartments	1,693

CLC Subdivision	1,204
CMGD Subdivision	1,846
Coco Palm Estates	8,332
Coco Palm Vilas	2,728
Colonial Drive	233,172
Colonnade	18,701
Community Partnership South	12,642
Coral Bird Homes Subdivision Phase One	5,464
Coral Bird Homes Subdivision Phase Two	2,376
Coral Highlands	20,713
Coral Pines	35,870
Coral Reef Commons - Coral Reef Drive and SW 127 Avenue	10,678
Coral Reef Nurseries	29,486
Coral Stone Estates	1,660
Coral Terrace Section One	3,152
Coral Town Park	11,948
Coral Way Estates	10,982
Coral West Heights	22,244
Coral West Homes	1,498
Cordoba Estates Section Four	987
Cordoba Estates Section One	3,443
Cordoba Estates Section Two	4,474
Corsica	14,314
Corsica Place	40,511
Cosar Subdivision	7,998
Cosmopolitan Roadway	8,074
Costa Azul Homes	952
Costa Bonita	659
Costa Dorada	1,767
Costa Linda	2,771
Costa Verde	7,831
Costall Doral East	4,632
Country Club of Miami Estates	51,435
Country Lakes Manors	52,127
Country Lakes Manors Section Two	76,197
Country Park Estates	1,117
Countryside and First Addition	23,839
Courts at Tuscany	9,918
Courts at Tuscany North	2,514
Courts at Tuscany Phase Two	3,684
Coventry	8,157
Cres Estates	2,767
Cres Subdivision	2,633
Crestview Lakes	20,767
Crestview Lakes First and Second Additions	20,644
Cristianne Estates	1,156
Cudimar at Black Point Marina	34,828
Cutler Bay Palms	16,869
Cutler Breeze	3,673
Cutler Country Estates	2,532
Cutler Country Groves	10,805
Cutler Country Groves First Addition	23,443
Cutler Lake Homes Phase One	3,260
Cutler Ridge	48,972
Cutler Ridge Addition One	132,319
CVS at Coral Way	1,009
CW 144 Subdivision	3,157
Dadeland Forest Estates	1,256
Dadeland Park	9,905
Dadesky Subdivision	4,804
Daily First Addition	1,388
Daily Subdivision	1,436
Danielle Patrick Subdivision	5,021
Darlington Manor	33,252

Datorre	1,628
Daxal subdivision	15,672
DCP Subdivision First Addition	895
Deer Creek Estates	2,084
Deer Creek Estates & First Addition	4,363
Deering Grove Plat	2,339
Deering Point Subdivision	3,530
Digna Gas Station	1,421
Dimara Subdivision	1,315
Dimauro Subdivision	342
Dimensions at Doral	1,482
Divine Savior	2,825
Dolphin View	1,069
Dolphmac	1,650
Don Elias Estates	7,124
Doral Breeze	12,313
Doral Commerce Park	5,949
Doral Commons Residential and Commercial	9,507
Doral Concourse	2,056
Doral Equestrian Center	520
Doral International Park	1,342
Doral Isles Antilles	64,356
Doral Isles North Section Three	1,375
Doral Isles North Sections 1 & 2	28,566
Doral Landings	19,048
Doral Meadows First Addition	3,737
Doral Park	67,241
Doral Pointe Shopping Center	673
Doral Public Works Facility	2,516
Doral Terrace	6,232
Doral Villas	15,848
Doranda Subdivision	5,492
DVH Estates	15,890
Eagles Point First Addition	1,619
Eagles Point Subdivision	2,191
East Golf Park	29,039
Ed Mar Estates	1,880
Eden Lake	4,750
EFM Estates Sections 1-4	70,465
Egret Lakes Homes	31,502
Elise Estates	9,983
Emerald Isles	6,554
Emerald Lakes Estates	6,069
Emerald Oaks	2,281
Emerald Point	1,718
Enchanted Lakes	3,695
Enchanted Place, Two & Three	7,816
Enclave at Black Point Marina	31,711
Enclave at Doral	4,109
Erica Gardens	8,831
Esplanadas Dreams	2,788
Esquerro Estates	3,294
Estate Homes	7,295
Estate Homes Second Addition	1,684
Estate Homes Third Addition	745
Estates Mansions First Addition	13,434
Ethereal Subdivision	3,983
Eureka Creek	2,055
Eureka Estates	4,308
Eurosuites at Doral	6,810
Eve Estates	5,880
Evergreen Garden Estates	10,831
Expressway Industrial Park	12,191
Fantasy Homes	6,517

Fantasy One	10,724
Farmland Development	669
Fava Estates	3,076
FC Subdivision	17,821
Fedy Estates	974
Ferel Subdivision	583
Fernal Subdivision	2,693
Five Stars	370
Flamingo Farms Estates	10,065
Flamingo Village	15,640
Flightways Subdivision	3,877
Florencia Estates	8,221
Forest Lake Paradise	2,241
Forest Lakes	74,550
Forest View	17,689
Gabriella Estates	1,831
Galloway Estates	2,095
Galloway Glen	70,096
Garden Hills Subdivision	50,522
Garden Hills West	49,959
Garson Subdivision Section One	4,495
Gasser Subdivision	543
GB Estates	18,719
GC Corp IAD	2,883
Gefen Equity Commercial Subdivision	1,505
Gefen Maisel Subdivision	935
Gem Homes	28,951
Genstar	3,289
Glenwood Park Estates	4,114
Gold Dream Estates	1,416
Goldvue	2,339
Golf Park Minton Manor Fairmont	36,843
Gordon Estates	2,543
Goulds	108,435
Goulds Hammock Estates	3,328
Gran Central	111,431
Granada Homes Estates	1,471
Granada Ranch Estates	2,787
Grand Bay at Doral	30,506
Grand Lakes	83,054
Grand Manor Villas	3,567
Greystoke Homes at 216 St.	2,344
Habitat Homes South	5,357
Hainlin Mill Estates	616
Hainlin Mills Park View	1,392
Hainlin Reef North	2,292
Hammock Plaza	1,276
Hammock Shores Third Addition	6,748
Hammocks Estates	16,409
Hammocks Shores	7,966
Hammocks Shores Second Addition	5,942
Hampton Apartments	5,196
Happy Farms Acres	22,564
Hardin Hammocks Estates	4,169
Hardwood Village	12,612
Hartford Place	19,408
Hawksnest	3,034
Hawksnest First Addition	1,749
Hawksnest Second Addition	1,354
Heavenly Estates	2,621
Helena Homes	10,673
Helena Homes First Addition	937
Hemingway's Point	21,407
Hermilio Subdivision	2,084

Heti Subdivision	485
Hibiscus Gardens	3,306
Hidden Grove	7,592
Highland at Kendall	9,076
Highland Gardens	12,848
Highland Kendall First Addition	10,359
Highland Lakes Estates	1,388
Highland Sparling	47,696
Hilda's Estates Subdivision	4,604
Homestar Landings	5,823
Howard Drive	42,707
Hughes West Subdivision	3,132
Ibis Villas	3,137
Ibis Villas at Doral	6,521
Intag Manor First Addition	1,887
Interian Homes	1,635
Interlaken	7,867
International Corporate Park	57,150
International Gardens	94,165
Isabella Estates	761
Isabella Homes	2,917
Isla Margarita at Doral	1,356
Islands at Doral	20,212
Islands at Doral First Addition	22,183
Islands at Doral Northwest	22,977
Islands at Doral Townhomes	4,078
Ives Estates	67,125
Jacarandas at Sunset	2,554
Jackson South Community Hospital	5,591
Jacqueline Gardens	797
Jane Plaza	1,475
JAR Subdivision	699
Jarguti Subdivision	3,892
JC Kern Estates	11,526
Jeannie Forest	5,451
Jefferson at Doral	4,930
Jesslyn Subdivision	17,940
Juan David Subdivision	1,280
Kaiser Subdivision	1,000
Karenero Falls	1,333
Kayla's Place	18,984
Kendaland Center	3,099
Kendall Breeze	10,897
Kendall Country Est. Country Walk	17,549
Kendall Family Estates Phase One	16,827
Kendall Hammocks Shopping Center	1,636
Kendall Home Depot	1,101
Kendall Town Center	32,676
Kendall Village West	3,734
Kendalland	39,989
Kendallwood	13,161
Kendallwood Industrial Park Replat	6,117
Kenellen Subdivision	1,429
Kenwood Estates	1,467
Kessler Grove Section One	12,461
Kessler Grove Section Two	9,658
Kessler Groves Sections Three and Four	27,840
Key Biscayne One	24,929
Key Biscayne Two	9,724
Keys Crossing Apartments	4,381
Keystone	10,195
Kingdom Dreams	10,015
King's Estates	2,018
King's Homes	1,822

Koki Estates	1,155
Koki Estates First Addition	1,093
Kristina Estates	21,870
Krizia Subdivision Fifth Addition	2,898
Krizia Subdivision First Addition	6,359
Krizia Subdivision Fourth Addition	3,915
Krizia Subdivision Third Addition	2,012
La Costa at Old Cutler Section One	5,433
La Costa at Old Cutler Section Two	2,931
La Espada	5,469
La Joya Apartments	5,359
Laffitte Subdivision	2,862
Lago del Mar	59,405
Lago Mar First Addition	6,756
Lago Mar South	10,845
Laguna Ponds Sections One and Two	50,153
Lake Arcola	10,457
Lake Frances Subdivision	16,948
Lake Park	14,020
Lakes by the Bay Section Fourteen	16,719
Lakes by the Bay South Commons	117,397
Lakes of Avalon	25,269
Lakeside Commercial Park	727
Lakeview	42,992
Landmark at Doral	21,140
Laroc Estates	9,454
Laroc Subdivision	261
Larose Subdivision	1,196
Las Palmas	15,674
Laurel Hill Park	14,738
Lauren's Pond	5,804
Lazarus on Richmond	12,950
Le Chelle Estates	7,686
Le Mirage	7,355
Lee Manor	21,380
Lee Manor First Addition	19,657
Lejeune Terminals	40,745
Les Jardins / Secret Garden	1,297
Leti Subdivision	3,358
Leti Subdivision First Addition	1,703
Leti Subdivision Third Addt.	1,215
Leyva Subdivision	1,892
Liberty City	124,657
Liberty Plaza	5,755
Lilandia Subdivision	3,674
Limewood Groves	34,589
Little Gables	32,666
Little Plantations of Miami	27,173
Little River Acres	12,888
Llanos at Bird Road	1,938
Llauro Subdivision	615
London Square	7,865
Lorant Enterprises at Tamiami	1,482
Loyola Westbrooke	7,179
Lucky Start at Sunrise Estates	0
Luisangel Subdivision	931
Luz Estela South	9,052
Luz Marina Estates	866
Magnolia Landing	7,398
Magnolia Manors	1,346
Majestic Estates	39,706
Majestic Homes	10,910
Mako Subdivision	1,046
Mandarin Lakes and First Addition	39,219

Mandy Subdivision	17,439
Mangus Subdivisions Sections One and Two	21,475
Mansions at Sion	4,304
Mansions of Pine Glenn	1,914
Maralex Homes	18,099
Marbella Estates	2,177
Marbella Park	10,016
Mardel Estates	5,045
Margarita's Estates	6,021
Maria Gardens	11,750
Marien Subdivision	5,750
Marpi Homes	7,195
Marquesa Subdivision	1,310
Marta Subdivision	880
Martex Business Center and First Add.	3,258
Mashta Island	3,136
Mastrapa Estates	640
Matah Subdivision	437
Mayito Estates	338
Mayte South	5,096
Mayte Subdivision	8,769
Meadow Wood Manor Sec. Eight North	4,689
Meadow Wood Manor Sec. Nine	14,651
Meadow Wood Manor Sect. Eight South	7,546
Meadow Wood Manor Section Four	37,313
Meadow Wood Manor Section Ten	8,330
Meadows Subdivision	8,793
Med South	26,794
Mediterrania	13,756
Melgor Estates	4,251
Melody Homes	802
Melquiades Subdivision	737
Miami Free Zone Replat No 2	1,233
Miami Gardens Park	3,632
Miami International Business Park	12,343
Miami International Parkway	10,064
Mica Subdivision and First Addition	2,626
Mica Subdivision Second Addition	302
MICC	18,873
Micheline Subdivision	506
Michelle Manors Subdivision	6,779
Michelle Woods	4,997
Migdalia Subdivision	2,191
Migdalia Subdivision Second Addition	601
Millenium	1,177
Miller Cove	6,450
Miller Cove First Addition	4,955
Miller Cove Third Addt.	1,208
Miller Grove	466
Miller Lake	4,805
Miller South Subdivision	2,851
Miller's Glen Subdivision	7,040
Miller's Landing	1,120
Milon Venture	60,455
Milya Subdivision	3,681
Mimi Subdivision	2,120
Mindi Subdivision	2,444
Mingo's Garden	699
Mirabella	2,340
Miracle West	3,401
Miracle West First Addition	627
Mirana Industrial Park	2,660
Mirasol Subdivision	1,345
Mirelda Estates	11,860

Missy Estates First Addition	2,994
Missy Estates Second Addition	2,764
Mitchell Lake	5,379
Mito Estates	4,112
Monaco Estates	4,941
Monaco Estates First Addition	9,210
Monaco's Miller Homesites	1,486
Monasterio Estates Section One	5,042
Monasterio Estates Section Two	1,092
Monasterio Subdivision	2,914
Monique	2,786
Moody Drive Estates	9,963
Moody Drive Estates First Addition	4,158
Mother of Christ	1,246
Munne Estates	5,054
Munne Royal Homes	9,230
Mustang Ranch	8,940
My First Home	6,586
Mystic Forest	1,936
Mystic Forest Two	607
Mystic Place	1,164
Naranja Gardens	18,186
Naranja Lakes	22,083
Naranja Park	18,998
Naroca Estates	16,038
Natalie Homes	5,198
Nava Subdivision	858
Nelfer Subdivision	3,982
Nelia Subdivision	874
Nelmar Subdivision	1,733
Nelsay Plaza	902
Nicoi Tract	1,636
Nicolle Subdivision	3,910
Nilo Estates	3,981
Nilo Subdivision	3,603
Nito Estates Subdivision	2,337
Nomar Estates	2,161
North County	387,288
North Lake Commerce	2,733
North Lake Park	3,016
North Palm Estates	14,806
Northwest Shores	52,797
November Heights	2,222
Nunez Estates	617
Nunez Homes	986
Nyurka Estates	1,047
Oak Creek	14,705
Oak Creek South	12,892
Oak Lane	3,462
Oak Park	39,079
Oak Park Estates Section One	14,076
Oak Ridge Falls	2,702
Oak Ridge Falls First Addition	2,496
Oak Ridge Falls Second Addition	2,641
Oak Ridge Villas	2,694
Oak South Estates	14,365
Oakland Estates	9,601
Oakland Park	16,513
Oaks and Pines	2,252
Oaks South	13,853
Old Country Road Estates	2,241
Old Cutler Apartments	2,588
Old Cutler Forest	4,591
Old Cutler Homes	1,946

Olivia's Subdivision	1,847
Ozambela Subdivision	662
PA at Coral Reef	6,475
PA at West Sunset	3,274
Palapala	4,473
Palm Spring Estates	14,752
Palm Springs No. Underground	25,102
Palm Springs North	85,126
Palmas del Bosque First Addition	1,129
Palmera at Century Breeze	943
Pan American West Park	24,519
Park Lake Sections 1-4	16,078
Park Lakes	12,953
Park Lakes by the Meadows Phase Six	6,077
Park Lakes by the Meadows Phase Three	5,874
Park Lakes by the Meadows Phases 4-5	6,155
Park Shores	33,186
Parkview Condominiums	4,620
Parkview Townhomes Phase One	964
Paul Marks	12,631
Peacock's Point	2,359
Pedro Alberto Subdivision	3,640
Pelican Bay at Old Cutler Lakes	38,645
Pelican's Point	4,760
Pena Subdivision	3,521
Peral Subdivision	8,741
Peterson	6,071
Pete's Place	6,227
PI Estates	7,971
Pine Manor	5,538
Pine Needles East Section Five	1,675
Pinewood Manor	7,468
Pinewood Park	29,769
Pinewood Park Extension (18-3)	33,771
Plaza del Paraiso	2,330
Pleasure Village South	4,080
Poinciana Lakes Subdivision	1,137
Ponce Estates	13,165
Ponce Estates Section Two	9,693
Potamkin Subdivision	1,697
Precious Executive Homes	7,431
Precious Forest Homes	5,278
Precious Homes at Lakes by the Bay	3,435
Preserve at Doral	1,846
Presidential Estates	5,198
Prince of Peace Catholic Church	2,571
Princetonian	68,352
Puerto Bello at Doral	1,848
Punta Gorda Estates	2,271
PVC Estates	2,451
PVC Estates First Addition	314
PVC Subdivision	1,635
PVC Subdivision First Addition	961
Quirch Subdivision	5,307
Raas Subdivision	3,316
Raas Subdivision No 2	1,902
Ram Commercial Tract	471
Ramda Subdivision	2,731
Rana Park	9,132
Red Gardens	5,144
Redland East	298
Redland Estates	7,830
Redlands Colonial Estates	1,541
Redland's Cove	7,406

Redlands Forest	4,709
Renaissance Estates	14,532
Renegade Point Subdivision	5,129
Reserve at Doral	4,336
Reserve at Doral West	1,155
Richland Estates	17,703
Richmond Heights	113,875
Richmond Heights Addition One	39,564
Richmond Homes	4,628
Richmond Homes First Addition	2,958
Rieumont Estates	6,580
Rita Garden - The Center	507
Rivendell	10,612
Rivendell East	5,786
Riverbend	29,665
Riverside	1,957
Riviera Grand Estates Subdivision	4,658
Riviera Preparatory School	5,111
Riviera South	2,872
Riviera Trace	12,238
Riviera West	3,020
RJ Katz	11,960
Roel Subdivision	4,363
Roger Homes	10,126
Rose Glen	5,277
Rosewood Homes	2,724
Rosmont Subdivision No 3	459
Royal Cutler Estates	5,403
Royal Landings	11,021
Royal Landings Estates	2,305
Royale Green Section One	47,089
Royale Green Townhouse	62,076
Royalton Subdivision	8,477
Rustic Lakes	3,710
Rustic Lakes Addition One	7,482
SAB Subdivision	439
Sabal Palm	65,935
Sabina Shopping Center	1,020
Sable Palm Estates	9,030
Sabrina Twinhomes Subdivision	3,961
Salcines Subdivision	288
Salma Lake	10,097
Saminik Subdivision	3,982
San Denis San Pedro Estates	17,241
San Diego Subdivision First Addition	1,833
San Marino Estates	3,410
San Valentin	1,442
Santa Barbara Subdivision	4,420
Santa Monica Estates	834
Sarco Subdivision	1,851
Savannah Landing	1,927
Savannah/Doral	6,143
Schenley	11,950
Sella Subdivision	9,597
Sevilla Heights	3,043
Sharon Estates	4,193
Shirtee One and Two	3,029
Shoma at Country Club of Miami	3,999
Shoma Estates	39,947
Shoma Homes at Old Cutler Point	12,208
Shoma Homes at Tamiami Two	24,016
Shoma Kendall	12,012
Shoma Villas at Country Club of Miami 1	1,253
Shomar Subdivision	2,163

Shops at 107	1,389
Shops at Tuscany	3,819
Shoreway Subdivision	52,326
Shrader's Haven	1,397
Sierra	55,577
Signature Gardens Subdivision	1,316
Silver Palm East and Silver Palm West	156,122
Silver Palm East Section 5	2,326
Silver Palm Homes	30,373
Silver Palm Lake	17,244
Silver Palm Plantation	2,316
Silver Palms Park	3,472
Silvia Subdivision	3,180
Sinos Estates	630
Sion Estates	1,941
Sion Estates First Addition	1,565
Sky Lake	46,984
Sky Lake Homes	10,026
Sky Lake Homes Second Addition	3,282
Sky Lakes First Addition	13,197
Skylake Gardens Condo No. 4	1,369
Snapper Creek Park	16,377
Sofia Estates	394
Soto Mansions	7,108
South Allapattah Center	4,008
South Gate Subdivision	5,433
South Indian Subdivision	1,327
South Miami Heights	487,075
South Point	1,403
South Point First Addition	317
South Pointe Cove	1,179
South Springs Homes	4,927
South View Subdivision	2,274
Southland II	3,950
Southwest Section One	406,156
Southwest Section Two	31,411
Southwest Section Two Addition One	3,438
Southwind Point	4,926
Spanish Garden Villas	2,512
Spanish Lakes	17,901
Spicewood Subdivision	46,072
Spring West Estates	1,907
Star High Subdivision	1,060
Star Lakes	9,553
Stephanie Subdivision First Addition	1,626
Stephanie's Subdivision	1,691
Stephens Manor	20,006
Strawberry Fields Homes	16,036
Stuart International Subdivision	1,505
Summerville and First Addition Subdivisions	54,993
Summerwind Subdivision	3,038
Sunnyview Subdivision	8,084
Sunrise Commons	1,953
Sunset Apartments	15,082
Sunset Cove	2,123
Sunset Farms	3,031
Sunset Harbour Section Six	3,154
Sunset Homes	8,413
Sunset Lake Townhomes	3,138
Sunset Lakes Estates	2,471
Sunset Lakes Estates 1 & 2	3,937
Sunset Park	67,409
Sunset Pointe	2,218
Sunset Residential	878

Sunset Square	2,741
Sunset West	52,517
Sunswept Isle	10,081
Superior Homes Estates	10,593
Superior Subdivision	646
Superior Trace	3,046
Sussyan Subdivision	453
Sylvia Subdivision	763
T & F Subdivision	6,532
Tabor	545
Tallahassee Gardens	36,609
Tallahassee Gardens First Addition	5,055
Tallamoody	20,008
Tamiami Gefen Industrial Park	5,766
Tamiami Industrial Park	584
Tamiami Lakes	55,370
Tamiami Marketplace	864
Tedville Estates	1,994
Terry Enterprise	1,061
The Falls	15,119
The Hammocks	218,983
The Hamptons	1,183
The Lakes	19,813
The Mansions at Sunset	12,382
The Mansions at Sunset Second Addition	5,343
The Palace at Kendall First Addition	905
The Villas of Barcelona	759
Thousand Pines	11,167
Tiffany at Sunset	467
Torremolinos	1,796
Town and Country Professional Center	1,385
Town Park Estates	31,109
Town Park Estates Addition One	6,481
Tradition at Kendall	599
Transal Corporate Park	5,869
Transal Service Park	1,163
Truval Gardens	867
Truval West Subdivision	745
Tuscan Lake Villas	4,466
Tuscany Place	4,143
Tuscany Villas West	2,655
Twin Homes Estates	4,025
Twin Lake Shores	6,545
Twin Lakes	68,789
United Storage Doral	509
University Manor	18,475
V & Q Holdings Subdivision	927
Valencia Grove	9,391
Valencia Grove Estates	17,102
Vanessa Ranch	14,246
Vanessa's Place	2,127
Vany Subdivision	1,112
Vecin Homes First Addition	1,676
Vega Coral Way Subdivision	463
Venetian Lake	7,857
Venetian Parc and Venetian Parc West	28,884
Venezia Homes Estates	12,976
Veranda Subdivision	14,480
Vessel	9,219
Victoria Bay Estates	3,828
Victoria Gardens	328
Villa Capri	10,012
Villa Castillo	1,594
Villa Esperanza	2,876

Villa Real at Doral	1,681
Villa Sevilla	8,406
Village Green	86,088
Village Green Underground	25,966
Villages of Homestead	29,548
Villas del Campo Subdivision	26,982
Vintage Estates	3,686
Virginia Estates	2,430
Viscaya Villas	1,472
Vista Subdivision	18,718
Vitran at Naranja Estates	6,565
Vitran Homes at Morningside & Homes at Morningside	10,731
VM Estates	1,220
VTL Subdivision	1,638
Wal Mart Hialeah	17,951
Walden Townhomes	1,877
Watersedge	2,815
WDLD Subdivision	3,001
Weitzer Hammocks Homes	22,628
Weitzer Killian Place	4,082
Weitzer Serena Lakes	16,479
Weitzer Serena Lakes Estates	4,638
Weitzer Serena Lakes West Section Two	4,587
West Cherry Grove	8,130
West Dade Land Subdivision	1,698
West Dade Subdivision	1,160
West Doral Lakes	7,399
West Flagler Estates	5,387
West Kendall Best	36,091
West Lakes Estates Subdivision	8,449
West Little River	20,406
West Perrine	61,439
West Winds Estates	521
Westbrook Addition No Five	3,996
Westbrooke	6,400
Westbrooke Gardens	17,082
Westbrooke Third Addition	7,091
Westchester	235,271
Westchester Park	2,743
Westgate Gardens	21,087
Westpointe Business Park	14,349
Westwind Lakes	78,642
Whistling Pines Creek	2,702
Winston Park	170,651
Wittman	262,199
Wonderly Estates	23,025
Woodlands	5,780
Woodside Oaks	9,755

Yasamin Subdivision	316
Zac Subdivision	1,600
Zamora's Grove	1,428
Zamora's Grove First Addition	205
Zenteno Subdivision	1,091
Zoe Miller Estates	1,414
Zumma Subdivision	732
Zunjic Estates	2,322
Reserves	834,110
Total	$13,846,627

SPECIAL ASSESSMENT FUNDS
Special Taxing Districts - Security Guards
(Fund Group SG)

Revenues:	**2022-23**
Carryover -- Security Guard Districts	$1,731,742
Special Taxing Districts FY 2022-23 Assessments -- Security Guard Districts	10,152,490
Total	$11,884,232

Expenditures:

Bay Heights (Roving Patrol)	$517,940
Belle Meade	312,093
Belle Meade Island	305,176
Brickells Flagler (Roving Patrol)	287,959
Coventry	307,617
Davis Ponce (Roving Patrol)	399,935
Devonwood (Roving Patrol)	239,932
Enchanted Lake	626,546
Entrada	311,455
Fairhaven (Roving Patrol)	146,740
Four Way Lodge Estates	309,642
Gables by the Sea	646,204
Highland Gardens	315,779
Highland Lakes	661,764
Keystone Point	995,296
Morningside	766,375
Natoma Manors (Roving Patrol)	72,143
North Bay Island	308,281
North Dade Country Club / Andover	630,884
Oak Forest	640,927
Oak Forest (Roving Patrol)	489,490
Palm and Hibiscus Island	915,091
Sabal Palm (Roving Patrol)	199,301
Sans Souci	510,625
Star Island	358,089
Reserves	608,948
Total	$11,884,232

SPECIAL ASSESSMENT FUNDS
Special Tax Districts - Landscape Maintenance
(Fund Group FM)

Revenues:	**2022-23**
Carryover - Landscape Maintenance Districts	$3,711,064
Special Taxing Districts FY 2022-23 Assessments -- Landscape Maintenance Districts	5,503,880
Transfer of Secondary Gas Tax for Right-of-Way Maintenance (Fund CO008)	684,200
Total	$9,899,144

Expenditures:	
Alco Estates & Addition 1-5	$28,443
Alexandria Estates	20,967
Allison Estates	17,400
Aristotle Subdivision	48,838
Bailes Common	8,332
Bailes Common 1st	10,061
Bailes Common 2nd	5,338
Balani Subdivision	17,610
Biscayne Drive Estates	21,580
Bonita Golf View 2nd Add	32,806
Bonita Grand Estates South	23,027
Camino Real Estates & 1st Addn	13,291
Candlewood Lakes Lake Maintenance	12,840
Capri Homes	16,941
Casa Lago 1 St Addition	9,684
Casa Lago Subdivision	9,916
Cedar West Homes Three	23,343
Cedar West Homes Two	16,227
Century Estates & 1st Add	140,711
Chateau Royal Estates	57,848
Christopher Gardens	47,923
Colonnade	98,720
Coral West Homes	13,741
Corsica Landscape	46,120
Corsica Place Landscape	82,067
Cosmopolitan Roadway	23,318
Countryside & First Addition Multi	134,939
Crestview Lakes 1&2nd Addition	30,061
Cutler Bay Palms	45,422
CVS-167	14,681
Cypress Lake	11,780
Danielle Patrick Subdivision	20,534
Deer Creek Estates & First Addition	10,113
Dolphin Center	656,795
Doral Isles Landscape	188,262
Doral Park Landscape	278,686
DVH Estates	29,080
East Oakmont Dr	15,487
Eden Lakes	26,648
Emerald Lakes Estates	15,435
Erica Gardens	26,790
Evergreen Garden Estates	24,058
Fava Estates	7,875
Florencia Estates	13,101
Forest Lakes	223,934
Forest View Subdivision	13,633
Free Zone Ind. Park	8,743
Garden Hills Landscape	101,192
Garden Hills West	104,790
Genstar	19,497
Goulds Hammock Estates	12,134

Grand Lakes	378,159
Helena Homes	13,291
Highland Lakes Lake Maintenance	17,596
Hilda's Estates Subdivision	5,770
Homestar Landings	22,604
Interian Homes Landscape	7,824
Jarguti Subdivision	8,553
JC Kern Estates	35,595
Joanna Estates	9,670
Kendale Lakes	726,141
Kendalland	244,390
Keystone	22,602
Kingdom Dreams	85,480
Kings Estates	10,406
Lake Frances 1st Addition	26,405
Laroc Estates	17,183
Lauren's Pond	19,880
Limewood Groves	69,962
Mangus Subdivision Sect 1&2	72,344
Marpi Homes	48,435
Mediterranea	29,409
Melody Homes	6,342
Miller Cove	68,177
Miller Cove 1st Addition	9,840
Miller Lake	11,118
Milon Venture	73,818
Missy Estates First Addition	19,962
Moody Drive Estates	26,024
Moody Drive Estates First Addition	19,702
Naranja Gardens	28,573
North Palm Estates	18,099
Oakland Estates	17,187
Oaks South Estates	33,314
Old Cutler Homes Landscape	28,009
Olivia's Subdivision	11,520
Park Lakes	32,886
Park Lakes by the Meadow Phase 6	11,204
Park Lakes by the Meadows Phase 3	3,756
Park Lakes By The Meadows Phases 4-5	12,309
Pete's Place	20,620
Ponce Est Sect 2	26,998
Ponce Estates	49,018
Precious Executive Homes	20,900
Precious Forest Homes	22,508
Renaissance Estates	38,782
Renaissance Ranches	32,900
Rieumont Estates	20,494
Royal Harbor Yacht Club	32,875
Royal Landings	17,978
Royal Landings Estates	7,255
Sable Palm Estates	80,164
San Denis San Pedro	59,601
Santa Barbara Subdivision	46,758
Sella Subdivision	34,573
Shoma Homes at Tamiami II	154,509
Shoreway Subdivision	129,087
Sinos Estates Landscape	12,624
Sky Lake Golf Club	38,926
South Kendall Estates	14,396
Sunset Cove	16,885
Superior Subdivision	14,063
Valencia Grove Estates	20,835

Venetian Lake	12,746
Watersedge	10,826
West Kendall Best	126,943
Westwind Lakes	360,739
Wonderly Estates	71,397
Woodlands	24,800
Zamora's Grove	11,539
Right-of-Way Maintenance	684,200
Reserves	2,498,904
Total	$9,899,144

SPECIAL ASSESSMENT FUNDS
Special Tax Districts - Road Maintenance
(Fund CO027)

Revenues:	**2022-23**
Carryover -- Road Maintenance Districts	$350,000
Special Taxing Districts FY 2022-23 Assessments - Road Maintenance Districts	104,000
Total	$454,000

Expenditures:	
Hibiscus Island	$104,000
Reserves	350,000
Total	$454,000

MIAMI-DADE AVIATION DEPARTMENT
Revenue Fund

Revenues:	**2022-23**
Carryover	$87,658,000
Miami International Airport	842,960,000
Miami Executive Airport (Tamiami Airport)	2,761,000
Opa-Locka Airport	11,362,000
Homestead Airport	413,000
Training and Transition Airport	11,000
Transfer from Improvement Fund	76,500,000
Total	$1,021,665,000
Expenditures:	
Miami International Airport	$569,882,000
Miami Executive Airport (Tamiami Airport)	1,461,000
Opa-Locka Airport	1,271,000
Homestead Airport	634,000
Training and Transition Airport	287,000
Subtotal Operating Expenditures	$573,535,000
Transfer to Other Funds:	
Sinking Fund	$267,008,000
Reserve Maintenance	20,000,000
Improvement Fund	67,700,000
Subtotal Transfers to Other Funds	$354,708,000
Operating Reserve/Ending Cash Balance	$93,422,000
Total	$1,021,665,000

MIAMI-DADE AVIATION DEPARTMENT
Double Barrel Bonds Sinking Fund

Revenues:	**2022-23**
Carryover	$32,700,000
Transfer from Improvement Fund	12,770,000
Interest Earnings	300,000
Total	$45,770,000
Expenditures:	
Payment of DB Bonds Debt Service	$7,168,000
Ending Cash Balance (Reserve for Claims)	38,602,000
Total	$45,770,000

PUBLIC HOUSING AND COMMUNITY DEVELOPMENT
Public Housing Operations Fund

Revenues:	**2022-23**
Transfer from Countywide General Fund (Fund G1001)	$216,000
Rental Income	13,288,000
Interest Earnings	25,000
Miscellaneous Operating Revenues	6,004,000
Public Housing Subsidy	51,137,000
Federal Grants	10,735,000
Total	$81,405,000

Expenditures:	
Operating Expenditures	$73,113,000
Transfer of Operating Subsidy to Central Office Cost Center Fund	6,288,000
Transfer of Federal Funds to Central Office Cost Center Fund	1,807,000
Reserves	197,000
Total	$81,405,000

PUBLIC HOUSING AND COMMUNITY DEVELOPMENT
Central Office Cost Center (COCC) Fund

Revenues:	**2022-23**
Transfer from Countywide General Fund (Fund G1001)	$782,000
Interest Earnings	3,000
Federal Funds	1,807,000
Transfer from Section 8 Housing Choice Voucher Fund	3,830,000
Transfer from Public Housing Operations Fund	6,288,000
COCC Holdover Funds from Public Housing/Section 8	11,948,000
Total	$24,658,000

Expenditures:	
Central Office Operations	$12,043,000
Reserves	12,615,000
Total	$24,658,000

PUBLIC HOUSING AND COMMUNITY DEVELOPMENT
Section 8 Housing Choice Voucher

Revenues:	**2022-23**
Housing Assistance Payments	$268,293,000
Section 8 Administrative Fee	43,420,000
Miscellaneous Revenues	5,618,000
Interest Earnings	3,000
Total	$317,334,000
Expenditures:	
Operations	$17,041,000
Section 8 Housing Assistance Payments	268,293,000
Transfer to Central Office Cost Center Fund	3,830,000
Reserves	28,170,000
Total	$317,334,000

PUBLIC HOUSING AND COMMUNITY DEVELOPMENT
Housing and Community Development Operating Funds

Revenues:	**2022-23**
Carryover	$378,637,000
Affordable Housing Trust Fund	$5,000,000
Community Development Block Grant (CDBG)	13,296,000
Documentary Stamp Surtax	44,000,000
Emergency Shelter Grant	2,100,000
Program Income	2,278,000
HOME Investment Partnerships Program	4,880,000
State Housing Initiative Partnership Program (SHIP)	1,437,000
Loan Repayments	18,831,000
Interest Earnings on Investments	3,115,000
Loan Servicing Fees	1,251,000
Miscellaneous Revenue	1,224,000
Total	$476,049,000
Expenditures:	
Administration	$3,147,000
Operating and Programmatic Expenditures	79,940,000
Transfer to General Government Improvement Fund - (GGIF) for Debt Service (Fund CO003)	867,000
Reserves	392,095,000
Total	$476,049,000

PUBLIC HOUSING AND COMMUNITY DEVELOPMENT
Targeted Urban Areas
U.S. HUD Economic Development Initiatives Section 108 Loan

Revenues:	**2022-23**
Economic Development Initiatives (EDI)/Brownfields Economic Development Initiative (BEDI) Carryover	$857,000
Community Development Block Grant (CDBG) Carryover	599,000
Total	$1,456,000
Expenditures:	
Transfer to Debt Service	$1,456,000

MIAMI-DADE WATER AND SEWER
Revenue Fund

Revenues:	**2022-23**
Operating:	
Water Production	$394,382,000
Wastewater Disposal	466,101,000
Other Revenues	25,219,000
Subtotal Operating Revenues	$885,702,000
Non-operating:	
Interest Earnings Income (Net of Changes in Non-Cash Items)	$2,833,000
FY 2022-23 Cash Requirement per Bond Ordinance	82,900,000
Subtotal Non-Operating Revenues	85,733,000
Total	$971,435,000
Expenditures:	
Operating:	
Water Production	$220,249,000
Wastewater Disposal	269,193,000
Administrative Reimbursement	25,863,000
Capital Funding:	
Renewal and Replacement	100,000,000
Special Construction	10,128,000
Fire Hydrant Fund	2,800,000
Subtotal Operating Expenditures	$628,233,000
Non-operating:	
FY 2022-23 Cash Requirement per Bond Ordinance	$85,883,000
Total Debt Service Requirements (Including Interest Earnings)	$257,319,000
Total	$971,435,000

MIAMI-DADE WATER AND SEWER
Debt Service Fund

Revenues:	**2022-23**
FY 2022-23 Debt Service Fund Requirement	$165,145,000
Transfer from Revenue Fund	257,319,000
Total	$422,464,000
Expenditures:	
Debt Service Payments	$257,319,000
FY 2022-23 Debt Service Fund	165,145,000
Total	$422,464,000

MIAMI-DADE WATER AND SEWER
General Reserve Fund

Revenues:	**2022-23**
Carryover	$79,708,000
Expenditures:	
Ending Cash Balance	$79,708,000

MIAMI-DADE WATER AND SEWER
Rate Stabilization Fund

Revenues:	**2022-23**
Carryover	$30,534,000
Expenditures:	
Ending Cash Balance	$30,534,000

JACKSON HEALTH SYSTEMS
Operating Budget
Including Funded Depreciation

Revenues:	**2022-23**
Transfer from Countywide General Fund and COVID support (Fund G1001) for Maintenance of Effort	$263,532,000
County Health Care Sales Surtax	388,410,000
Net Patient Service Revenue	1,690,280,000
Other Operating Revenues excluding JMH Health Plan Revenue	245,306,000
Other Non-Operating Revenue	21,000,000
Cash Carryover Available for Operations	333,132,000
Total*	$2,941,660,000

Expenditures:	
Operating Expenses excluding JMH Health Plan Purchase of Services	$2,608,528,000
Depreciation/Transfer to Capital	182,062,000
Principal Payments	10,920,000
Reduction in Accounts Payable	7,075,000
Cash for Unanticipated Expenses/Carryover in FY 2022-23	133,075,000
Total	$2,941,660,000

***Total Revenues include adjustments for uncollectible accounts, contractual allowances, and the 95% adjustment required**

Notes: The Public Health Trust provides for inmate medical services in compliance with all applicable laws and requirements. The above budget includes $33.952 million reimbursement to the County for the Trust's share of the County's Medicaid liability; $1.684 million for the County Attorney's Office; $6.924 million for Community Health of South Florida, Inc.; $1.133 million for the Miami Dade Health Department.

CAPITAL BUDGET

APPROPRIATION SCHEDULES

DEBT SERVICE FUND

Safe Neighborhood Parks Program Bonds

General Obligation Bonds
Fund D1003
Interest and Sinking Fund

Project: 201117

Revenues:	**2022-23**
Ad Valorem – Countywide (Tax Roll: $378,038,098,944)	$9,150,000
Expenditures:	
Principal Payments of Bonds	$6,885,000
Interest Payments on Bonds	2,240,000
Transfer to Bond Administration (Fund G3058)	23,000
Arbitrage Rebate Computation Services	2,000
Total	$9,150,000

Building Better Communities Program Bonds

General Obligation Bonds
Fund D1004
Interest and Sinking Fund

Project: 201119

Revenues:	**2022-23**
Ad Valorem – Countywide (Tax Roll: $378,038,098,944)	$120,104,000
Expenditures:	
Principal Payments on Bonds	$49,655,000
Interest Payments on Bonds	70,137,000
Transfer to Bond Administration (Fund G3058)	300,000
Arbitrage Rebate Computation Services	12,000
Total	$120,104,000

GOB Public Health Trust Program Bonds

General Obligation Bonds
Fund Code D1005
Interest and Sinking Fund

Project: 201120

Revenues:	**2022-23**
Ad Valorem – Countywide (Tax Roll: $378,038,098,944)	$45,029,000
Expenditures:	
Principal Payments of Bonds	$14,550,000
Interest Payments on Bonds	30,358,000
Transfer to Bond Administration (Fund G3058)	113,000
Arbitrage Rebate Computation Services	8,000
Total	$45,029,000

Professional Sports Franchise Tax Bonds

Special Obligation Bonds – Prof. Sports Franchise Tax
Fund Code D3111
Prof. Sports Franchise Tax – Revenue Fund

Project: 205800

Revenues:	**2022-23**
Transfer from Tourist Development Tax (Fund ST002)	$8,634,000
Transfer from Professional Sports Franchise Tax Revenue (Fund ST004)	22,234,000
Total	$30,868,000

Expenditures:	
Transfer to Debt Service Fund - Series 2009 A (Project 205901) (Fund Code D3005)	$5,613,000
Transfer to Debt Service Fund – Series 2009 B (Project 205911) (Fund Code D3006)	372,000
Transfer to Debt Service Fund – Series 2009 D (Project 205931) (Fund Code D3008)	357,000
Transfer to Debt Service Fund - Series 2009 E (Project 205941) (Fund Code D3009)	4,740,000
Transfer to Debt Service Fund - Series 2018 (Project 205952) (Fund Code D3001)	9,416,000
Transfer to Project 214109 (SO Notes 08 A- Crandon Clubhouse) (Fund Code D4009)	129,000
Transfer to Surplus Fund (Project 205804) (Fund D3004)	10,241,000
Total	$30,868,000

Special Obligation Bonds – Prof. Sports Franchise Tax
Fund Code D3004
Prof. Sports Franchise Tax Refunding – Surplus Fund/Shortfall Reserve

Project: 205804

Revenues:	**2022-23**
Interest Earnings	$10,000
Transfer from Revenue Fund (Project 205800) (Fund Code D3111)	10,241,000
Programmed Cash Reserves	3,909,000
Total	$14,160,000

Expenditures:	
Reserve for Future Debt Service	$8,760,000
Transfer to Tourist Development Tax for Beach Renourishment (Fund ST002)	$3,900,000
Transfer to Tourist Development Tax for Underline Maintenance (Fund ST002)	1,500,000
Total	$14,160,000

Special Obligation Bonds – Prof. Sports Franchise Tax
Fund Code D3005
Prof. Sports Franchise Tax Refunding – Series "2009A" Debt Service Fund

Project: 205901

Revenues:	**2022-23**
Programmed Cash Reserves	$2,799,000
Transfer from Revenue Fund (Project 205800) (Fund D3111)	5,613,000
Total	$8,412,000

Expenditures:	
Interest Payment on Bonds	$5,598,000
Reserve for Future Debt Service	2,799,000
Transfer to Bond Administration (Fund G3058)	14,000
Arbitrage Rebate Computation Services	1,000
Total	$8,412,000

Special Obligation Bonds – Prof. Sports Franchise Tax
Fund Code D3006
Prof. Sports Franchise Tax Refunding – Taxable Series "2009B" Debt Service Fund

Project: 205911

Revenues:	**2022-23**
Programmed Cash Reserves	$185,000
Transfer from Revenue Fund (Project 205800) (Fund D3111)	372,000
Total	$557,000
Expenditures:	
Interest Payment on Bonds	$370,000
Reserve for Future Debt Service	185,000
Transfer to Bond Administration (Fund G3058)	1,000
Arbitrage Rebate Computation Services	1,000
Total	$557,000

Special Obligation Bonds – Prof. Sports Franchise Tax
Fund Code D3007
Prof. Sports Franchise Tax Revenue – Series "2009C" Debt Service Fund

Project: 205921

Revenues:	**2022-23**
Programmed Cash Reserve	$1,123,000
Expenditures:	
Reserve for Future Debt Service	$1,121,000
Arbitrage Rebate Computation Services	2,000
Total	$1,123,000

Special Obligation Bonds – Prof. Sports Franchise Tax
Fund D3008
Prof. Sports Franchise Tax Revenue – Taxable Series "2009D" Debt Service Fund

Project: 205931

Revenues:	**2022-23**
Programmed Cash Reserve	$177,000
Transfer from Professional Sport Franchise Tax Revenue Fund (Project 205800) (Fund D3111)	357,000
Total	$534,000
Expenditures:	
Interest Payment on Bonds	$354,000
Reserve for Future Debt Service	177,000
Transfer to Bond Administration (Fund G3058)	1,000
Arbitrage Rebate Computation Services	2,000
Total	$534,000

Special Obligation Bonds – Prof. Sports Franchise Tax
Fund D3009
Prof. Sports Franchise Tax Revenue – Variable Rate Series "2009E" Debt Service Fund

Project: 205941

Revenues:	**2022-23**
Programmed Cash Reserve	$1,670,000
Transfer from Professional Sport Franchise Tax Revenue Fund (Project 205800) (Fund D3111)	4,740,000
Total	$6,410,000
Expenditures:	
Interest Payment on Bonds	$3,330,000
Reserve for Future Debt Service	1,670,000
Transfer to Bond Administration (Fund G3058)	8,000
Arbitrage Rebate Computation Services	2,000
Other General and Administrative Expenses (LOC and Remarketing)	1,400,000
Total	$6,410,000

Special Obligation Bonds – Prof. Sports Franchise Tax
Fund D3001
Prof. Sports Franchise Tax Revenue – Taxable Series "2018" Debt Service Fund

Project: 205952

Revenues:	**2022-23**
Programmed Cash Reserve	$6,954,000
Transfer from Professional Sports Franchise Tax Revenue Fund (Project 205800) (Fund D3111)	9,416,000
Total	$16,370,000
Expenditures:	
Principal Payment on Bonds	$5,520,000
Interest Payment on Bonds	2,776,000
Reserve for Future Debt Service	8,051,000
Transfer to Bond Administration (Fund G3058)	21,000
Arbitrage Rebate Computation Services	2,000
Total	$16,370,000

CDT Special Obligation and Refunding Bonds

Special Obligation and Refunding Bonds
Fund D3112
Special Obligation & Refg. Bonds – (CDT) – Series "2012A and 2012B" – Revenue Fund

Project: 206300

Revenues:	**2022-23**
Tax Receipts - Omni Tax Increment Account	$1,430,000
Transfer – Convention Development Tax Trust (Fund ST007)	40,322,000
Total	$41,752,000
Expenditures:	
Transfers to Debt Service Fund - Series 2012A Bonds (Project 206703) (Fund D3019)	$164,000
Transfers to Debt Service Fund - Series 2016A Junior Lien Bonds (Project 206707) (Fund D3023)	4,005,000
Transfers to Debt Service Fund - Series 2016 Bonds (Project 206708) (Fund D3024)	14,689,000
Transfers to Debt Service Fund - Series 2021A Subord SOB Bonds (Project 206710) (Fund D3125)	8,896,000
Transfers to Debt Service Fund - Series 2021B Subord SOB Bonds (Project 206711) (Fund D3126)	11,056,000
Transfer to Debt Service Fund – Series 2009 Bonds (Project 206711) (Fund D3017)	87,000
Cap Asset Refg. Bonds, Series 2021B Sunshine (Fund Code D3139)	2,855,000
Total	$41,752,000

Subordinate Special Obligation and Refunding Bonds – (CDT)
Fund D3017
Subordinate Spec. Obligation Bonds – (CDT) – Series "2009"

Project: 206701

Revenues:	**2022-23**
Programmed Cash Reserve	$1,159,000
Transfer from Revenue Fund (Project 206300) (Fund Code D3112)	87,000
Total	$1,246,000
Expenditures:	
Arbitrage Rebate Computation Services	$2,000
Reserve for Future Debt Service - Cash	1,244,000
Total	$1,246,000

Subordinate Special Obligation and Refunding Bonds – (CDT)
Fund D3018
Subordinate Spec. Obligation & Refg. Bonds – (CDT) – Series "2009" - Reserve Fund

Project: 206702

Revenues:	**2022-23**
Programmed Cash Reserve	$9,121,000
Expenditures:	
Reserve for Future Debt Service	$9,121,000

Special Obligation and Refunding Bonds
Fund D3019
Special Obligation & Refunding Bonds – (CDT) – Series "2012A" Debt Service Fund

Project: 206703

Revenues:	**2022-23**
Programmed Cash Reserve – Series 2012A – Omni	$7,560,000
Transfer from Revenue Fund (Project 206300) (Fund D3112)	164,000
Total	$7,724,000
Expenditures:	
Principal Payments on Bonds	$7,515,000
Interest Payments on Bonds	188,000
Arbitrage Rebate Computation Services	2,000
Transfer to Bond Administration (Fund G3058)	19,000
Total	$7,724,000

Subordinate Special Obligation and Refunding Bonds – (CDT)
Fund D3020
Subordinate Spec. Obligation & Refg. Bonds – (CDT) – Series "2012A" - Reserve Fund

Project: 206704

Revenues:	**2022-23**
Programmed Cash Reserve	$23,206,000
Expenditures:	
Reserve for Future Debt Service - Cash	$23,206,000

Subordinate Special Obligation and Refunding Bonds – (CDT)
Fund D3022
Subordinate Spec. Obligation & Refg. Bonds – (CDT) – Series "2012B" - Reserve Fund

Project: 206706

Revenues:	**2022-23**
Programmed Cash Reserve	$31,568,000
Expenditures:	
Reserve for Future Debt Service - Cash	$31,568,000

Junior Lien Special Obligation Bonds - (CDT)
Fund D3023
Phillip and Patricia Frost Museum of Science

Project: 206707

Revenues:	**2022-23**
Programmed Cash Reserves	$3,508,000
Transfer from Revenue Fund – (Project 206300) (Fund D3112)	4,005,000
Total	$7,513,000
Expenditures:	
Principal Payments on Bonds	$3,020,000
Interest Payments on Series 2016 Bonds	932,000
Reserve for Future Debt Service – Series 2016	3,549,000
Arbitrage Rebate Computation Services	2,000
Transfer to Bond Administration (Fund G3058)	10,000
Total	$7,513,000

Subordinate Special Obligation and Refunding Bonds – (CDT)
Fund D3024
Subordinate Spec. Obligation & Refd. Bonds - (CDT) - Series "2016"

Project: 206708

Revenues:	**2022-23**
Programmed Cash Reserves	$8,815,000
Transfer from Revenue Fund – (Project 206300) (Fund D3112)	14,689,000
Total	$23,504,000
Expenditures:	
Principal Payments on Bonds	$3,830,000
Interest Payments on Series 2016 Bonds	9,874,000
Reserve for Future Debt Service – Series 2016	9,764,000
Arbitrage Rebate Computation Services	2,000
Transfer to Bond Administration (Fund G3058)	34,000
Total	$23,504,000

Subordinate Special Obligation and Refunding Bonds – (CDT)
Fund D3105
Subordinate Spec. Oblig. & Refg. Bonds – (CDT) – Series "2016 & 16A" - Reserve Fund

Project: 206709

Revenues:	**2022-23**
Programmed Cash Reserves	$32,260,000
Expenditures:	
Reserve for Future Debt Service	$32,260,000

Subordinate Special Obligation and Refunding Bonds – (CDT)
Fund D3125
Subordinate Spec. Oblig. & Refg. Bonds – (CDT) – Series "2021A"

Project: 206710

Revenues:	**2022-23**
Programmed Cash Reserves	$1,444,000
Transfer from Revenue Fund – (Project 206300) (Fund D3112)	8,896,000
Total	$10,340,000

Expenditures:	
Interest Payments on Series 2021A Bonds	$2,887,000
Reserve for Future Debt Service – Series 2021A	7,444,000
Arbitrage Rebate Computation Services	2,000
Transfer to Bond Administration (Fund G3058)	7,000
Total	$10,340,000

Subordinate Special Obligation and Refunding Bonds – (CDT)
Fund D3126
Subordinate Spec. Oblig. & Refg. Bonds – (CDT) – Series "2021B"

Project: 206711

Revenues:	**2022-23**
Programmed Cash Reserves	$5,156,000
Transfer from Revenue Fund – (Project 206300) (Fund D3112)	11,056,000
Total	$16,212,000

Expenditures:	
Principal Payment on Bonds	$1,000,000
Interest Payments on Series 2021B Bonds	8,309,000
Reserve for Future Debt Service – Series 2021B	6,878,000
Arbitrage Rebate Computation Services	2,000
Transfer to Bond Administration (Fund G3058)	23,000
Total	$16,212,000

Transit System Sales Surtax Revenue Bonds

Transit System Sales Surtax Revenue Bonds General Segment
Fund D3026
Transit System Sales Surtax Revenue Fund

Project: 209400

Revenues:	**2022-23**
Transfer from Transit System Sales Surtax Revenue Fund (ET001)	$21,279,000
Transfer from Transit, Public Works (G1001)	54,000
Total	$21,333,000

Expenditures:	
Transfer to Debt Service Fund – Series 08 (209403) (Fund D3029)	$1,000
Transfer to Debt Service Fund – Series 10 (209405) (Fund D3031)	3,136,000
Transfer to Debt Service Fund – Series 15 (209407) Fund D3033)	5,201,000
Transfer to Debt Service Fund – Series 17 (209408) (Fund D3034)	1,247,000
Transfer to Debt Service Fund – Series 18 (209409) (Fund D3035)	514,000
Transfer to Debt Service Fund – Series 19 (209410) (Fund D3036)	6,909,000
Transfer to Debt Service Fund – Series 20A&B (209411) (Fund D3117)	4,325,000
Total	$21,333,000

Transit System Sales Surtax Revenue Bonds General Segment
Fund D3027
Transit System Sales Surtax Reserve Fund

Project: 209401

Revenues:	**2022-23**
Programmed Cash Reserve - 2015	$3,372,000
Programmed Surety Reserve (Non-Cash) - 2008	4,589,000
Programmed Cash Reserve - 2009 and 2010	11,465,000
Programmed Cash Reserve - 2012	7,446,000
Total	$26,872,000

Expenditures:	
Reserve for Future Debt Service - Non-Cash	$4,589,000
Reserve for Future Debt Service	22,283,000
Total	$26,872,000

Transit System Sales Surtax Revenue Bonds, Series 08
Fund D3029
Transit System Sales Surtax Debt Service Fund

Project: 209403

Revenues:	**2022-23**
Transfer from Transit System Sales Surtax Revenue Fund (Project 209400) (Fund D3026)	$1,000

Expenditures:	
Arbitrage Rebate Computation Services	$1,000

Transit System Sales Surtax Revenue Bonds (Tax Exempt), Series 2010B
Fund D3031
Transit System Sales Surtax Debt Service Fund - Public Works Portion

Project: 209405

Revenues:	**2022-23**
Transfer from Revenue Fund (Project 209400) (Fund D3026) Series 2010B (Fund D3026)	$3,136,000
Federal Subsidy Receipts - BABs Series 2010B	820,000
Programmed Federal Subsidy / Cash Reserve - BABs Series 2010B	621,000
Total	$4,577,000

Expenditures:	
Principal Payments on Tax-Exempt Series 2010B Bonds	$1,171,000
Interest Payments on Taxable (BABs) Series 2010B Bonds	2,486,000
Reserve for Future Debt Service - Series 2010B	910,000
Transfer to Bond Administration (Fund G3058)	9,000
Arbitrage Rebate Computation Services Series 2010B	1,000
Total	$4,577,000

Transit System Sales Surtax Revenue Bonds (Tax Exempt), Series 2015
Fund D3033
Transit System Sales Surtax Debt Service Fund - Public Works Portion

Project: 209407

Revenues:	**2022-23**
Transfer from Revenue Fund (Project 209400) (Fund D3026)	$5,201,000
Programmed Cash Reserve	1,297,000
Total	$6,498,000

Expenditures:	
Principal Payments	$3,374,000
Interest Payments	1,812,000
Reserve for Future Debt Service	1,297,000
Transfer to Bond Administration (Fund G3058)	13,000
Arbitrage Rebate Computation Services	2,000
Total	$6,498,000

Transit System Sales Surtax Revenue Bonds (Tax Exempt), Series 2017
Fund D3034
Transit System Sales Surtax Debt Service Fund - Public Works Portion

Project: 209408

Revenues:	**2022-23**
Transfer from Transit System Sales Surtax Revenue Fund (Project 209400) (Fund D3026)	$1,247,000
Programmed Cash Reserve	310,000
Total	$1,557,000

Expenditures:	
Interest Payments	$1,242,000
Reserve for Future Debt Service	310,000
Transfer to Bond Administration (Fund G3058)	3,000
Arbitrage Rebate Computation Services	2,000
Total	$1,557,000

Transit System Sales Surtax Revenue Bonds (Tax Exempt), Series 2018
Fund D3035
Transit System Sales Surtax Debt Service Fund - Public Works Portion

Project: 209409

Revenues:	**2022-23**
Transfer from Revenue Fund (Project 209400) (Fund D3026)	$514,000
Programmed Cash Reserve	128,000
Total	$642,000

Expenditures:	
Interest Payments	$511,000
Reserve for Future Debt Service	128,000
Transfer to Bond Administration (Fund G3058)	1,000
Arbitrage Rebate Computation Services	2,000
Total	$642,000

Transit System Sales Surtax Revenue Bonds (Tax Exempt), Series 2019
Fund D3036
Transit System Sales Surtax Debt Service Fund - Public Works Portion

Project: 209410

Revenues:	**2022-23**
Transfer from Revenue Fund (Project 209400) (Fund D3026)	$6,909,000
Programmed Cash Reserve	1,723,000
Total	$8,632,000

Expenditures:	
Principal Payments	$3,096,000
Interest Payments	3,795,000
Reserve for Future Debt Service	1,722,000
Transfer to Bond Administration (Fund G3058)	17,000
Arbitrage Rebate Computation Services	2,000
Total	$8,632,000

Transit System Sales Surtax Revenue Bonds (Tax Exempt), Series 2020A&B
Fund D3117
Transit System Sales Surtax Debt Service Fund - Public Works Portion

Project: 209411

Revenues:	**2022-23**
Transfer from Revenue Fund (Project 209400) (Fund D3026)	$4,325,000
Programmed Cash Reserve	1,680,000
Total	$6,005,000

Expenditures:	
Interest Payments Series 2020A	$654,000
Reserve for Future Debt Service Series 2020A	163,000
Transfer to Bond Administration (Fund G3058)	2,000
Arbitrage Rebate Computation Services Series 2020A	2,000
Principal Payments Series 2020B	1,207,000
Interest Payments Series 2020B	2,450,000
Reserve for Future Debt Service Series 2020B	1,516,000
Transfer to Bond Administration (Fund G3058)	9,000
Arbitrage Rebate Computation Services Series 2020B	2,000
Total	$6,005,000

Courthouse Center Bonds

Special Obligation Bonds – Courthouse Revenue Fund
Fund D3113
Spec. Obligation Bonds – Revenue Fund

Project: 210100

Revenues:	**2022-23**
$30 Criminal and Civil Traffic Fines (Fund G3017)	$4,856,000
Transfer from Debt Service Reserve Fund (Project 210108) (Fund D3038)	1,597,000
Total	$6,453,000

Expenditures:	
Transfer to Debt Service, Series 2003B (Project 210513) (Fund D3039)	$3,329,000
Transfer to Debt Service, Series 2014B (Project 210517) (Fund D3042)	1,446,000
Transfer to Debt Service, Series 2015 (Project 210519) (Fund D3044)	1,678,000
Total	$6,453,000

Special Obligation Bonds – Courthouse Center Project
Fund D3038
Spec. Obligation Bonds – Courthouse Ctr. Proj. – Debt Service Reserve Fund

Project: 210108

Revenues:	**2022-23**
Programmed Cash Reserve	$10,974,000
Expenditures:	
Reserve for Future Debt Service - Cash (Proposed New Bonds)	$9,377,000
Transfer to Revenue Fund (Project 210100) (Fund D3113)	1,597,000
Total	$10,974,000

Special Obligation Bonds – Courthouse Center Project
Fund D3039
Spec. Obligation Bonds – Juvenile Courthouse Ctr. Proj. – Series "2003" – Debt Service Fund

Project: 210513

Revenues:	**2022-23**
Transfer from Revenue Fund (Project 210100) (Fund D3113)	$3,329,000
Interest Earnings	2,000
Programmed Cash Reserve - Series B	2,333,000
Total	$5,664,000
Expenditures:	
Principal Payments on Series 2003B Bonds	$1,635,000
Interest Payments on Series 2003B Bonds	2,138,000
Reserve for Future Debt Service - Series B	1,878,000
Transfer to Bond Administration (Fund G3058)	9,000
Arbitrage Rebate Computation Services	4,000
Total	$5,664,000

Special Obligation Bonds – Courthouse Center Project
Fund D3042
Spec. Obligation Bonds – Juvenile Courthouse Ctr. Proj. – Series "2014B" – Debt Service Fund

Project: 210517

Revenues:	**2022-23**
Transfer from Revenue Fund (Project 210100) (Fund D3113)	$1,446,000
Programmed Cash Reserve - Series 2014B	404,000
Total	$1,850,000
Expenditures:	
Principal Payments on Series 2014B Bonds	$565,000
Interest Payments on Series 2014B Bonds	866,000
Reserve for Future Debt Service - Series 2014B	413,000
Transfer to Bond Administration (Fund G3058)	4,000
Arbitrage Rebate Computation Services	2,000
Total	$1,850,000

Special Obligation Bonds – Courthouse Center Project
Fund D3044
Spec. Obligation Bonds – Juvenile Courthouse Ctr. Proj. – Series "2015" – Debt Service Fund

Project: 210519

Revenues:	**2022-23**
Transfer from Revenue Fund (Project 210100) (Fund D3113)	$1,678,000
Programmed Cash Reserve - Series 2015	836,000
Total	$2,514,000

Expenditures:	
Interest Payments on Series 2015 Bonds	$1,672,000
Reserve for Future Debt Service - Series 2015	836,000
Transfer to Bond Administration (Fund G3058)	4,000
Arbitrage Rebate Computation Services	2,000
Total	$2,514,000

Stormwater Utility Revenue Bonds

Special Obligation Bonds – Stormwater Utility Revenue Bond Program
Fund D3114
Stormwater Utility Revenue Bond Program - Revenue Fund

Project: 211101

Revenues:	**2022-23**
Transfer from Stormwater Revenue Fund (Fund SU001)	$6,073,000

Expenditures:	
Transfer to Debt Service Fund – Series 2020 (Project 211106) (Fund D3118)	$6,073,000

Special Obligation Bonds – Stormwater Utility Revenue Bond Program
Fund D3118
Stormwater Utility Revenue Bond Program Series "2020" Bonds, Debt Service Fund

Project: 211106

Revenues:	**2022-23**
Transfer from Revenue Fund (Project 211101) (Fund D3114)	$6,073,000
Programmed Cash Reserve	1,000,000
Total	$7,073,000

Expenditures:	
Principal Payments on Bonds	$4,450,000
Interest Payments on Bonds	1,811,000
Reserve for Future Debt Service	794,000
Transfer to Bond Administration (Fund G3058)	16,000
Arbitrage Rebate Computation Services	2,000
Total	$7,073,000

Cap. Asset Acquisition Special Obligation Bonds

Capital Asset Acquisition Special Obligation – Series "2013A"
Fund D3068
Debt Service Fund - Series 2013A Bonds- ERP

Project: 213931

Revenues:	**2022-23**
Programmed Cash Reserve	$54,000
Transfer from IT Funding Model (Fund G6001)	2,216,000
Total	$2,270,000

Expenditures:	
Principal Payments Bonds - 2013A Bonds	$2,155,000
Interest Payments on Bonds - 2013A Bonds	108,000
Arbitrage Rebate Services	1,000
Transfer to Bond Administration (Fund G3058)	6,000
Total	$2,270,000

Capital Asset Acquisition Special Obligation – Series "2013A"
Fund D3069
Debt Service Fund - Series 2013A Bonds- Elections

Project: 213932

Revenues:	**2022-23**
Programmed Cash Reserve	$14,000
Transfer from General Government Improvement Fund - (GGIF) (Fund CO003)	587,000
Total	$601,000

Expenditures:	
Principal Payments Bonds - 2013A Bonds	$570,000
Interest Payments on Bonds - 2013A Bonds	29,000
Arbitrage Rebate Services	1,000
Transfer to Bond Administration (Fund G3058)	1,000
Total	$601,000

Capital Asset Acquisition Special Obligation – Series "2013A"
Fund D3070
Debt Service Fund - Series 2013A Bonds- Portables

Project: 213933

Revenues:	**2022-23**
Programmed Cash Reserve	$5,000
Transfer from General Government Improvement Fund - (GGIF) (Fund CO003)	203,000
Total	$208,000

Expenditures:	
Principal Payments Bonds - 2013A Bonds	$195,000
Interest Payments on Bonds - 2013A Bonds	10,000
Arbitrage Rebate Services	1,000
Transfer to Bond Administration (Fund G3058)	2,000
Total	$208,000

Capital Asset Acquisition Special Obligation – Series "2013A"
Fund D3071
Debt Service Fund - Series 2013A Bonds- West Lot

Project: 213934

Revenues:	**2022-23**
Programmed Cash Reserve	$4,000
Transfer from Internal Services Department (Fund G5010)	145,000
Total	$149,000

Expenditures:	
Principal Payments Bonds - 2013A Bonds	$140,000
Interest Payments on Bonds - 2013A Bonds	7,000
Arbitrage Rebate Services	1,000
Transfer to Bond Administration (Fund G3058)	1,000
Total	$149,000

Capital Asset Acquisition Special Obligation – Series "2013A"
Fund D3072
Debt Service Fund - Series 2013A Bonds- Naranja Lakes

Project: 213935

Revenues:	**2022-23**
Programmed Cash Reserve	$6,000
Transfer from Fund TF191	238,000
Total	$244,000

Expenditures:	
Principal Payments Bonds - 2013A Bonds	$230,000
Interest Payments on Bonds - 2013A Bonds	12,000
Arbitrage Rebate Services	1,000
Transfer to Bond Administration (Fund G3058)	1,000
Total	$244,000

Capital Asset Acquisition Special Obligation – Series "2013A"
Fund D3073
Debt Service Fund - Series 2013A Bonds- Scott Carver/Hope VI

Project: 213936

Revenues:	**2022-23**
Programmed Cash Reserve	$12,000
Transfer from General Government Improvement Fund - (GGIF) (Fund CO003)	478,000
Total	$490,000

Expenditures:	
Principal Payments Bonds - 2013A Bonds	$465,000
Interest Payments on Bonds - 2013A Bonds	23,000
Arbitrage Rebate Services	1,000
Transfer to Bond Administration (Fund G3058)	1,000
Total	$490,000

Capital Asset Acquisition Special Obligation – Series "2013A"
Fund D3074
Debt Service Fund - Series 2013A Bonds- Bus Lease (CAHSD)

Project: 213937

Revenues:	**2022-23**
Programmed Cash Reserve	$16,000
Transfer from General Government Improvement Fund - (GGIF) (Fund CO003)	327,000
Total	$343,000

Expenditures:	
Principal Payments Bonds - 2013A Bonds	$325,000
Interest Payments on Bonds - 2013A Bonds	16,000
Arbitrage Rebate Services	1,000
Transfer to Bond Administration (Fund G3058)	1,000
Total	$343,000

Capital Asset Acquisition Special Obligation – Series "2013B"
Fund D3075
Debt Service Fund - Series 2013B Bonds - Answer Center

Project: 213939

Revenues:	**2022-23**
Programmed Cash Reserve	$7,000
Transfer from General Government Improvement Fund - (GGIF) (Fund CO003)	157,000
Total	$164,000

Expenditures:	
Principal Payments Bonds - 2013B Bonds	$144,000
Interest Payments on Bonds - 2013B Bonds	14,000
Reserve For Debt Service - 2013B Bonds	4,000
Arbitrage Rebate Services	1,000
Transfer to Bond Administration (Fund G3058)	1,000
Total	$164,000

Capital Asset Acquisition Special Obligation – Series "2013B"
Fund D3076
Debt Service Fund - Series 2013B Bonds- Golf Club of Miami

Project: 213940

Revenues:	**2022-23**
Programmed Cash Reserve	$9,000
Transfer from General Government Improvement Fund - (GGIF) (Fund CO003)	191,000
Total	$200,000

Expenditures:	
Principal Payments Bonds - 2013B Bonds	$176,000
Interest Payments on Bonds - 2013B Bonds	18,000
Reserve For Debt Service - 2013B Bonds	4,000
Arbitrage Rebate Services	1,000
Transfer to Bond Administration (Fund G3058)	1,000
Total	$200,000

Capital Asset Acquisition Special Obligation – Series "2013B"
Fund D3079
Debt Service Fund - Series 2013B Bonds- ADA

Project: 213943

Revenues:	**2022-23**
Programmed Cash Reserve	$9,000
Transfer from General Government Improvement Fund - (GGIF) (Fund CO003)	195,000
Total	$204,000

Expenditures:	
Principal Payments Bonds - 2013B Bonds	$180,000
Interest Payments on Bonds - 2013B Bonds	18,000
Reserve For Debt Service - 2013B Bonds	4,000
Arbitrage Rebate Services	1,000
Transfer to Bond Administration (Fund G3058)	1,000
Total	$204,000

Capital Asset Acquisition Special Obligation – Series "2013B"
Fund D3080
Debt Service Fund - Series 2013B Bonds- Elections

Project: 213944

Revenues:	**2022-23**
Programmed Cash Reserve	$23,000
Transfer from General Government Improvement Fund - (GGIF) (Fund CO003)	504,000
Total	$527,000

Expenditures:	
Principal Payments Bonds - 2013B Bonds	$467,000
Interest Payments on Bonds - 2013B Bonds	46,000
Reserve For Debt Service - 2013B Bonds	12,000
Arbitrage Rebate Services	1,000
Transfer to Bond Administration (Fund G3058)	1,000
Total	$527,000

Capital Asset Acquisition Special Obligation – Series "2013B"
Fund D3081
Debt Service Fund - Series 2013B Bonds- Courthouse Façade

Project: 213945

Revenues:	**2022-23**
Programmed Cash Reserve	$29,000
Transfer from General Government Improvement Fund - (GGIF) (Fund CO003)	618,000
Total	$647,000

Expenditures:	
Principal Payments Bonds - 2013B Bonds	$573,000
Interest Payments on Bonds - 2013B Bonds	57,000
Reserve For Debt Service - 2013B Bonds	14,000
Arbitrage Rebate Services	1,000
Transfer to Bond Administration (Fund G3058)	2,000
Total	$647,000

$29.72 Million Capital Asset Acquisition Fixed Rate Special Obligation – Series "2016A"
Fund D3082
Animal Shelter $17.54 Million

Project: 213946

Revenues:	**2022-23**
Programmed Carryover	$394,000
Transfer from Animal Services (Fund G3002)	330,000
Transfer from General Government Improvement Fund - (GGIF) (Fund CO003)	809,000
Total	$1,533,000

Expenditures:	
Principal Payments Bonds - Series 2016A	$355,000
Interest Payments on Bonds - Series 2016A	788,000
Reserve For Debt Service - Series 2016A	385,000
Arbitrage Rebate Services	2,000
Transfer to Bond Administration (Fund G3058)	3,000
Total	$1,533,000

$29.72 Million Capital Asset Acquisition Fixed Rate Special Obligation – Series "2016A"
Fund D3083
Liberty City Clinic $1.915 Million

Project: 213947

Revenues:	**2022-23**
Programmed Carryover	$43,000
Transfer from Animal Services (Fund G3002)	128,000
Total	$171,000

Expenditures:A1486	
Principal Payments Bonds - Series 2016A	$40,000
Interest Payments on Bonds - Series 2016A	86,000
Reserve For Debt Service - Series 2016A	42,000
Arbitrage Rebate Services	2,000
Transfer to Bond Administration (Fund G3058)	1,000
Total	$171,000

$29.72 Million Capital Asset Acquisition Fixed Rate Special Obligation – Series "2016A"
Fund D3084
Zoo $2.99 Million

Project: 213948

Revenues:	**2022-23**
Programmed Carryover	$43,000
Transfer from Parks, Recreation and Open Spaces (Fund G4004)	338,000
Total	$381,000

Expenditures:	
Principal Payments Bonds - Series 2016A	$255,000
Interest Payments on Bonds - Series 2016A	86,000
Reserve For Debt Service - Series 2016A	37,000
Arbitrage Rebate Services	2,000
Transfer to Bond Administration (Fund G3058)	1,000
Total	$381,000

$29.72 Million Capital Asset Acquisition Fixed Rate Special Obligation – Series "2016A"
Fund D3085
Park Improvements $3.195 Million

Project: 213949

Revenues:	**2022-23**
Programmed Carryover	$55,000
Transfer from General Government Improvement Fund - (GGIF) (Fund CO003)	308,000
Total	$363,000

Expenditures:	
Principal Payments Bonds - Series 2016A	$200,000
Interest Payments on Bonds - Series 2016A	110,000
Reserve For Debt Service - Series 2016A	50,000
Arbitrage Rebate Services	2,000
Transfer to Bond Administration (Fund G3058)	1,000
Total	$363,000

$193.4 Million Capital Asset Acquisition Fixed Rate Special Obligation – Series "2016B"
Fund D3086
Overtown I $87.690 Million

Project: 213951

Revenues:	**2022-23**
Programmed Carryover	$1,100,000
Transfer from Internal Services Department (Fund G5010)	4,768,000
Total	$5,868,000

Expenditures:	
Principal Payments Bonds - Series 2016B	$2,620,000
Interest Payments on Bonds - Series 2016B	2,200,000
Reserve For Debt Service - Series 2016B	1,034,000
Arbitrage Rebate Services	2,000
Transfer to Bond Administration (Fund G3058)	12,000
Total	$5,868,000

$193.4 Million Capital Asset Acquisition Fixed Rate Special Obligation – Series "2016B"
Fund D3087
Overtown II $26.750 Million

Project: 213952

Revenues:	**2022-23**
Programmed Carryover	$353,000
Transfer from Internal Services Department (Fund G5010)	1,530,000
Total	$1,883,000

Expenditures:	
Principal Payments Bonds - Series 2016B	$840,000
Interest Payments on Bonds - Series 2016B	705,000
Reserve For Debt Service - Series 2016B	332,000
Arbitrage Rebate Services	2,000
Transfer to Bond Administration (Fund G3058)	4,000
Total	$1,883,000

$193.4 Million Capital Asset Acquisition Fixed Rate Special Obligation – Series "2016B"
Fund D3088
Libraries $26.110 Million

Project: 213953

Revenues:	**2022-23**
Programmed Carryover	$293,000
Transfer from Library Department (Fund SL001)	1,572,000
Total	$1,865,000

Expenditures:	
Principal Payments Bonds - Series 2016B	$1,005,000
Interest Payments on Bonds - Series 2016B	586,000
Reserve For Debt Service - Series 2016B	268,000
Arbitrage Rebate Services	2,000
Transfer to Bond Administration (Fund G3058)	4,000
Total	$1,865,000

$193.4 Million Capital Asset Acquisition Fixed Rate Special Obligation – Series "2016B"
Fund D3089
Purchase and Build Up TECO $18.600 Million

Project: 213954

Revenues:	**2022-23**
Programmed Carryover	$233,000
Transfer from Internal Service Department (Fund G5011)	1,018,000
Total	$1,251,000

Expenditures:	
Principal Payments Bonds - Series 2016B	$560,000
Interest Payments on Bonds - Series 2016B	467,000
Reserve For Debt Service - Series 2016B	219,000
Arbitrage Rebate Services	2,000
Transfer to Bond Administration (Fund G3058)	3,000
Total	$1,251,000

$193.4 Million Capital Asset Acquisition Fixed Rate Special Obligation – Series "2016B"
Fund D3090
ETSF Radio Towers Project $4.785 Million

Project: 213955

Revenues:	**2022-23**
Programmed Carryover	$36,000
Transfer from Information Technology Department (Fund G6001)	330,000
Total	$366,000

Expenditures:	
Principal Payments Bonds - Series 2016B	$260,000
Interest Payments on Bonds - Series 2016B	73,000
Reserve For Debt Service - Series 2016B	30,000
Arbitrage Rebate Services	2,000
Transfer to Bond Administration (Fund G3058)	1,000
Total	$366,000

$193.4 Million Capital Asset Acquisition Fixed Rate Special Obligation – Series "2016B"
Fund D3091
Corrections Fire System $10.335 Million

Project: 213956

Revenues:	**2022-23**
Programmed Carryover	$80,000
Transfer from General Government Improvement Fund - (GGIF) (Fund CO003)	715,000
Total	$795,000

Expenditures:	
Principal Payments Bonds - Series 2016B	$570,000
Interest Payments on Bonds - Series 2016B	157,000
Reserve For Debt Service - Series 2016B	64,000
Arbitrage Rebate Services	2,000
Transfer to Bond Administration (Fund G3058)	2,000
Total	$795,000

$193.4 Million Capital Asset Acquisition Fixed Rate Special Obligation – Series "2016B"
Fund D3092
Hope VI $15.910 Million

Project: 213957

Revenues:	**2022-23**
Programmed Carryover	$199,000
Transfer from General Government Improvement Fund - (GGIF) (Fund CO003)	867,000
Total	$1,066,000

Expenditures:	
Principal Payments Bonds - Series 2016B	$475,000
Interest Payments on Bonds - Series 2016B	399,000
Reserve For Debt Service - Series 2016B	188,000
Arbitrage Rebate Services	2,000
Transfer to Bond Administration (Fund G3058)	2,000
Total	$1,066,000

$193.4 Million Capital Asset Acquisition Fixed Rate Special Obligation – Series "2016B"
Fund D3093
New ISD Shop $19.345 Million

Project: 213958

Revenues:	**2022-23**
Programmed Carryover	$217,000
Transfer from Internal Services Department (Fund G5010)	1,166,000
Total	$1,383,000

Expenditures:	
Principal Payments Bonds - Series 2016B	$745,000
Interest Payments on Bonds - Series 2016B	434,000
Reserve For Debt Service - Series 2016B	199,000
Arbitrage Rebate Services	2,000
Transfer to Bond Administration (Fund G3058)	3,000
Total	$1,383,000

$193.4 Million Capital Asset Acquisition Fixed Rate Special Obligation – Series "2016B"
Fund D3094
Answer Center $3.9 Million

Project: 213959

Revenues:	**2022-23**
Programmed Carryover	$27,000
Transfer from General Government Improvement Fund - (GGIF) (Fund CO003)	58,000
Total	$85,000

Expenditures:	
Interest Payments on Bonds - Series 2016B	$55,000
Reserve For Debt Service - Series 2016B	27,000
Arbitrage Rebate Services	2,000
Transfer to Bond Administration (Fund G3058)	1,000
Total	$85,000

$193.4 Million Capital Asset Acquisition Fixed Rate Special Obligation – Series "2016B"
Fund D3095
Americans With Disabilities Act (ADA) Projects $4.7 Million

Project: 213960

Revenues:	**2022-23**
Programmed Carryover	$4,000
Transfer from General Government Improvement Fund - (GGIF) (Fund CO003)	10,000
Total	$14,000

Expenditures:	
Interest Payments on Bonds - Series 2016B	$7,000
Reserve For Debt Service - Series 2016B	4,000
Arbitrage Rebate Services	2,000
Transfer to Bond Administration (Fund G3058)	1,000
Total	$14,000

$193.4 Million Capital Asset Acquisition Fixed Rate Special Obligation – Series "2016B"
Fund D3096
Golf Club of Miami $4.6 Million

Project: 213961

Revenues:	**2022-23**
Programmed Carryover	$4,000
Transfer from General Government Improvement Fund - (GGIF) (Fund CO003)	10,000
Total	$14,000

Expenditures:	
Interest Payments on Bonds - Series 2016B	$7,000
Reserve For Debt Service - Series 2016B	4,000
Arbitrage Rebate Services	2,000
Transfer to Bond Administration (Fund G3058)	1,000
Total	$14,000

$193.4 Million Capital Asset Acquisition Fixed Rate Special Obligation – Series "2016B"
Fund D3097
Elections Building $11.7 Million

Project: 213962

Revenues:	**2022-23**
Programmed Carryover	$88,000
Transfer from General Government Improvement Fund - (GGIF) (Fund CO003)	179,000
Total	$267,000
Expenditures:	
Interest Payments on Bonds - Series 2016B	$176,000
Reserve For Debt Service - Series 2016B	88,000
Arbitrage Rebate Services	2,000
Transfer to Bond Administration (Fund G3058)	1,000
Total	$267,000

$193.4 Million Capital Asset Acquisition Fixed Rate Special Obligation – Series "2016B"
Fund D3098
Courthouse Façade Project $15 Million

Project: 213963

Revenues:	**2022-23**
Programmed Carryover	$12,000
Transfer from General Government Improvement Fund - (GGIF) (Fund CO003)	27,000
Total	$39,000
Expenditures:	
Interest Payments on Bonds - Series 2016B	$24,000
Reserve For Debt Service - Series 2016B	12,000
Arbitrage Rebate Services	2,000
Transfer to Bond Administration (Fund G3058)	1,000
Total	$39,000

$193.4 Million Capital Asset Acquisition Fixed Rate Special Obligation – Series "2016B"
Fund D3099
Public Service Tax (UMSA) Series "2006" $28 Million

Project: 213964

Revenues:	**2022-23**
Programmed Carryover	$299,000
Transfer from Unincorporated Municipal Service Area General Fund (Fund G1001)	1,628,000
Total	$1,927,000
Expenditures:	
Principal Payments on Bonds - Series 2016B	$1,135,000
Interest Payments on Bonds - Series 2016B	543,000
Reserve For Debt Service - Series 2016B	243,000
Arbitrage Rebate Services	2,000
Transfer to Bond Administration (Fund G3058)	4,000
Total	$1,927,000

$193.4 Million Capital Asset Acquisition Fixed Rate Special Obligation – Series "2016B"
Fund D3100
Public Service Tax (UMSA) Series "2007" $30 Million

Project: 213965

Revenues:	**2022-23**
Programmed Carryover	$328,000
Transfer from Unincorporated Municipal Service Area General Fund (Fund G1001)	1,765,000
Total	$2,093,000

Expenditures:	
Principal Payments on Bonds - Series 2016B	$1,130,000
Interest Payments on Bonds - Series 2016B	657,000
Reserve For Debt Service - Series 2016B	300,000
Arbitrage Rebate Services	2,000
Transfer to Bond Administration (Fund G3058)	4,000
Total	$2,093,000

$74.435 Million Capital Asset Acquisition Fixed Rate Special Obligation – Series "2017A"
Fund D3101
PHT (Tax Exempt) $26.055 Million

Project: 213966

Revenues:	**2022-23**
Programmed Carryover	$488,000
Transfer from General Government Improvement Fund - (GGIF) (Fund CO003)	3,321,000
Total	$3,809,000

Expenditures:	
Principal Payments on Bonds, Series 2017A	$2,395,000
Interest Payments on Bonds - Series 2017A	976,000
Reserve For Debt Service - Series 2017A	428,000
Arbitrage Rebate Services	2,000
Transfer to Bond Administration (Fund G3058)	8,000
Total	$3,809,000

$74.435 Million Capital Asset Acquisition Fixed Rate Special Obligation – Series "2017A"
Fund D3102
Light Speed Project (Tax Exempt) $870,000

Project: 213967

Revenues:	**2022-23**
Programmed Carryover	$15,000
Transfer from Internal Services Department (Fund G5010)	62,000
Total	$77,000

Expenditures:	
Principal Payments on Bonds, Series 2017A	$30,000
Interest Payments on Bonds - Series 2017A	30,000
Reserve For Debt Service - Series 2017A	14,000
Arbitrage Rebate Services	2,000
Transfer to Bond Administration (Fund G3058)	1,000
Total	$77,000

$16.185 million Capital Asset Acquisition Fixed Special Obligation Bonds – Series "2018A"
Fund D3103
Elections - ADA Equipment - $6.135 million

Project: 213968

Revenues:	**2022-23**
Programmed Cash Reserves	$74,000
Transfer from General Government Improvement Fund - (GGIF) (Fund CO003)	511,000
Total	$585,000

Expenditures:	
Principal Payments on Bonds, Series 2018A	$365,000
Interest Payments on Bonds, Series 2018A	148,000
Reserve for Future Debt Service, Series 2018A	68,000
Arbitrage Rebate Services	2,000
Transfer to Bond Administration (Fund G3058)	2,000
Total	$585,000

$16.185 million Capital Asset Acquisition Fixed Special Obligation Bonds – Series "2018A"
Fund D3104
Quality Neighborhood Improvement Projects (QNIP) - $10.050 million

Project: 213969

Revenues:	**2022-23**
Programmed Cash Reserves	$121,000
Transfer from General Government Improvement Fund - (GGIF) (Fund CO003)	838,000
Total	$959,000

Expenditures:	
Principal Payments on Bonds, Series 2018A	$600,000
Interest Payments on Bonds, Series 2018A	242,000
Reserve for Future Debt Service, Series 2018A	112,000
Arbitrage Rebate Services	2,000
Transfer to Bond Administration (Fund G3058)	3,000
Total	$959,000

$64.650 million Capital Asset Acquisition Fixed Special Obligation Bonds – Series "2019A"
Fund D3115
Quality Neighborhood Improvement Projects (QNIP) - $8.095 million

Project: 213970

Revenues:	**2022-23**
Programmed Cash Reserves	$185,000
Transfer from General Government Improvement Fund (Fund CO003)	638,000
Total	$823,000

Expenditures:	
Principal Payments on Bonds, Series 2019A	$265,000
Interest Payments on Bonds, Series 2019A	373,000
Reserve for Future Debt Service, Series 2019A	180,000
Arbitrage Rebate Services	2,000
Transfer to Bond Administration (Fund G3058)	3,000
Total	$823,000

$64.650 million Capital Asset Acquisition Fixed Special Obligation Bonds – Series "2019A"
Fund D3116
$56.555 million - Fire Rescue Helicopters

Project: 213971

Revenues:	**2022-23**
Programmed Cash Reserves	$1,304,000
Transfer from General Government Improvement Fund (Fund CO003)	4,429,000
Total	$5,733,000
Expenditures:	
Principal Payments on Bonds, Series 2019A	$1,855,000
Interest Payments on Bonds, Series 2019A	2,607,000
Reserve for Future Debt Service, Series 2019A	1,257,000
Arbitrage Rebate Services	2,000
Transfer to Bond Administration (Fund G3058)	12,000
Total	$5,733,000

$96.930 million Capital Asset Acquisition Special Obligation – Series "2019B"
Fund D3106
$52.222 million Debt Service Fund - Overtown II

Project: 213972

Revenues:	**2022-23**
Programmed Cash Reserve	$1,162,000
Transfer from Internal Services Department - Overtown II Project (87%) (Fund G5010)	3,950,000
Total	$5,112,000
Expenditures:	
Principal Payments Bonds - Overtown II Project (87%)	$1,654,000
Interest Payments on Bonds - Overtown II Project (87%)	2,325,000
Reserve For Debt Service - Series 2019B Bonds (Overtown II Project)	1,121,000
Arbitrage Rebate Services	1,000
Transfer to Bond Administration (Fund G3058)	11,000
Total	$5,112,000

$96.930 million Capital Asset Acquisition Special Obligation – Series "2019B"
Fund D3107
$18.836 million - West Lot Project

Project: 213973

Revenues:	**2022-23**
Programmed Cash Reserve	$415,000
Transfer from Internal Services Department (Fund G5010)	1,464,000
Total	$1,879,000
Expenditures:	
Principal Payments on Bonds, Series 2019B	$643,000
Interest Payments on Bonds, Series 2019B	830,000
Reserve for Future Debt Service, Series 2019B	399,000
Arbitrage Rebate Services	2,000
Transfer to Bond Administration (Fund G3058)	5,000
Total	$1,879,000

$96.930 million Capital Asset Acquisition Special Obligation – Series "2019B"
Fund D3108
$11.111 million - Lightspeed Project

Project: 213974

Revenues:	**2022-23**
Programmed Cash Reserves	$245,000
Transfer from Internal Services Department (Fund G5010)	864,000
Total	$1,109,000
Expenditures:	
Principal Payments on Bonds, Series 2019B	$379,000
Interest Payments on Bonds, Series 2019B	490,000
Reserve for Future Debt Service, Series 2019B	235,000
Arbitrage Rebate Services	2,000
Transfer to Bond Administration (Fund G3058)	3,000
Total	$1,109,000

$96.930 million Capital Asset Acquisition Special Obligation – Series "2019B"
Fund D3109
$6.989 million - Project Close-Out Project

Project: 213975

Revenues:	**2022-23**
Programmed Cash Reserve	$154,000
Transfer from Internal Services Department (Fund G5010)	131,000
Transfer from General Government Improvement Fund (Fund CO003)	413,000
Total	$698,000
Expenditures:	
Principal Payments on Bonds, Series 2019B	$238,000
Interest Payments on Bonds, Series 2019B	308,000
Reserve for Future Debt Service, Series 2019B	148,000
Arbitrage Rebate Services	2,000
Transfer to Bond Administration (Fund G3058)	2,000
Total	$698,000

$124.835 million Capital Asset Acquisition Special Obligation – Series "2020C"
Fund D3127
Enterprise Resource Planning - $4.7 million

Project: 213976

Revenues:	**2022-23**
Programmed Cash Reserve	$963,000
Transfer from IT Funding Model (Fund G6001)	1,933,000
Total	$2,896,000
Expenditures:	
Interest Payments on Bonds, Series 2020C	$1,926,000
Reserve for Future Debt Service, Series 2020C	963,000
Arbitrage Rebate Services	2,000
Transfer to Bond Administration (Fund G3058)	5,000
Total	$2,896,000

$124.835 million Capital Asset Acquisition Special Obligation – Series "2020C"
Fund D3128
Criminal Justice Information System - $22.924 million

Project: 213977

Revenues:	**2022-23**
Programmed Cash Reserve	$395,000
Transfer from General Government Improvement Fund (Fund CO003)	792,000
Total	$1,187,000
Expenditures:	
Interest Payments on Bonds, Series 2020C	$789,000
Reserve for Future Debt Service, Series 2020C	394,000
Arbitrage Rebate Services	2,000
Transfer to Bond Administration (Fund G3058)	2,000
Total	$1,187,000

$124.835 million Capital Asset Acquisition Special Obligation – Series "2020C"
Fund D3129
Computer-Aided Dispatch - $24.430 million

Project: 213978

Revenues:	**2022-23**
Programmed Cash Reserve	$421,000
Transfer from General Government Improvement Fund (Fund CO003)	844,000
Total	$1,265,000
Expenditures:	
Interest Payments on Bonds, Series 2020C	$841,000
Reserve for Future Debt Service, Series 2020C	420,000
Arbitrage Rebate Services	2,000
Transfer to Bond Administration (Fund G3058)	2,000
Total	$1,265,000

$124.835 million Capital Asset Acquisition Special Obligation – Series "2020C"
Fund D3130
Elections Sorter - $2.356 million

Project: 213979

Revenues:	**2022-23**
Programmed Cash Reserve	$41,000
Transfer from General Government Improvement Fund (Fund CO003)	84,000
Total	$125,000
Expenditures:	
Interest Payments on Bonds, Series 2020C	$81,000
Reserve for Future Debt Service, Series 2020C	41,000
Arbitrage Rebate Services	2,000
Transfer to Bond Administration (Fund G3058)	1,000
Total	$125,000

$124.835 million Capital Asset Acquisition Special Obligation – Series "2020C"
Fund D3131
Countywide Infrastructure Investment Program (CIIP) - $25.527 million

Project: 213980

Revenues:	**2022-23**
Programmed Cash Reserve	$527,000
Transfer from Capital Infrastructure Investment Program (CIIP) (Fund CO082)	1,060,000
Total	$1,587,000
Expenditures:	
Interest Payments on Bonds, Series 2020C	$1,055,000
Reserve for Future Debt Service, Series 2020C	527,000
Arbitrage Rebate Services	2,000
Transfer to Bond Administration (Fund G3058)	3,000
Total	$1,587,000

$124.835 million Capital Asset Acquisition Special Obligation – Series "2020C"
Fund D3132
Fingerprint Identification System - $1.5 million

Project: 213981

Revenues:	**2022-23**
Programmed Cash Reserve	$26,000
Transfer from General Government Improvement Fund (Fund CO003)	55,000
Total	$81,000
Expenditures:	
Interest Payments on Bonds, Series 2020C	$52,000
Reserve for Future Debt Service, Series 2020C	26,000
Arbitrage Rebate Services	2,000
Transfer to Bond Administration (Fund G3058)	1,000
Total	$81,000

$124.835 million Capital Asset Acquisition Special Obligation – Series "2020C"
Fund D3133
Law Enforcement Records Management System (LERMS) - $964,000

Project: 213982

Revenues:	**2022-23**
Programmed Cash Reserve	$17,000
Transfer from General Government Improvement Fund (Fund CO003)	36,000
Total	$53,000
Expenditures:	
Interest Payments on Bonds, Series 2020C	$33,000
Reserve for Future Debt Service, Series 2020C	17,000
Arbitrage Rebate Services	2,000
Transfer to Bond Administration (Fund G3058)	1,000
Total	$53,000

$124.835 million Capital Asset Acquisition Special Obligation – Series "2020C"
Fund D3134
Ludlam Trail Bike Path - $4.359 million

Project: 213983

Revenues:	**2022-23**
Programmed Cash Reserve	$75,000
Transfer from Parks, Recreation and Open Spaces (Fund G4001)	153,000
Total	$228,000
Expenditures:	
Interest Payments on Bonds, Series 2020C	$150,000
Reserve for Future Debt Service, Series 2020C	75,000
Arbitrage Rebate Services	2,000
Transfer to Bond Administration (Fund G3058)	1,000
Total	$228,000

$124.835 million Capital Asset Acquisition Special Obligation – Series "2020C"
Fund D3135
Customer Relationship Management Modernization (CRMM) - $2.5 million

Project: 213984

Revenues:	**2022-23**
Programmed Cash Reserve	$44,000
Transfer from General Government Improvement Fund (Fund CO003)	88,000
Total	$132,000
Expenditures:	
Interest Payments on Bonds, Series 2020C	$86,000
Reserve for Future Debt Service, Series 2020C	43,000
Arbitrage Rebate Services	2,000
Transfer to Bond Administration (Fund G3058)	1,000
Total	$132,000

$124.835 million Capital Asset Acquisition Special Obligation – Series "2020C"
Fund D3136
Cyber Security Strategic Evolution Plan - $4.248 million

Project: 213985

Revenues:	**2022-23**
Programmed Cash Reserve	$74,000
Transfer from Information Technology (Fund G6001)	148,000
Total	$222,000
Expenditures:	
Interest Payments on Bonds, Series 2020C	$146,000
Reserve for Future Debt Service, Series 2020C	73,000
Arbitrage Rebate Services	2,000
Transfer to Bond Administration (Fund G3058)	1,000
Total	$222,000

$73.475 million Capital Asset Acquisition Special Obligation Bonds, Series 2020D
Fund D3122
Ballpark - $24.565 million

Project: 213986

Revenues:	**2022-23**
Programmed Cash Reserve	$212,000
Transfer from General Government Improvement Fund (Fund CO003)	2,296,000
Total	$2,508,000
Expenditures:	
Principal Payment on Bonds, Series 2020D	$1,885,000
Interest Payments on Bonds, Series 2020D	423,000
Reserve For Future Debt Service, Series 2020D	193,000
Arbitrage Rebate Services	1,000
Transfer to Bond Administration (Fund G3058)	6,000
Total	$2,508,000

$73.475 million Capital Asset Acquisition Special Obligation Bonds, Series 2020D
Fund D3119
Enterprise Resource Planning (ERP) - $46 million

Project: 213987

Revenues:	**2022-23**
Programmed Cash Reserve	$278,000
Transfer from IT Funding Model (Fund G6001)	960,000
Total	$1,238,000
Expenditures:	
Principal Payment on Bonds, Series 2020D	$405,000
Interest Payments on Bonds, Series 2020D	556,000
Reserve For Future Debt Service, Series 2020D	274,000
Arbitrage Rebate Services	1,000
Transfer to Bond Administration (Fund G3058)	2,000
Total	$1,238,000

$73.475 million Capital Asset Acquisition Special Obligation Bonds, Series 2020D
Fund D3120
Portables - $1.22 million

Project: 213988

Revenues:	**2022-23**
Programmed Cash Reserve	$12,000
Transfer from General Government Improvement Fund (Fund CO003)	40,000
Total	$52,000
Expenditures:	
Principal Payment on Bonds, Series 2020D	$15,000
Interest Payments on Bonds, Series 2020D	23,000
Reserve For Future Debt Service, Series 2020D	12,000
Arbitrage Rebate Services	1,000
Transfer to Bond Administration (Fund G3058)	1,000
Total	$52,000

$73.475 million Capital Asset Acquisition Special Obligation Bonds, Series 2020D
Fund D3124
West Lot - $2.010 million

Project: 213989

Revenues:	**2022-23**
Programmed Cash Reserve	$18,000
Transfer from Internal Services Department (Fund G5010)	63,000
Total	$81,000
Expenditures:	
Principal Payment on Bonds, Series 2020D	$25,000
Interest Payments on Bonds, Series 2020D	36,000
Reserve For Future Debt Service, Series 2020D	18,000
Arbitrage Rebate Services	1,000
Transfer to Bond Administration (Fund G3058)	1,000
Total	$81,000

$73.475 million Capital Asset Acquisition Special Obligation Bonds, Series 2020D
Fund D3123
Naranja Lakes - $3.260 million

Project: 213990

Revenues:	**2022-23**
Programmed Cash Reserve	$29,000
Transfer from Fund TF191	101,000
Total	$130,000
Expenditures:	
Principal Payment on Bonds, Series 2020D	$40,000
Interest Payments on Bonds, Series 2020D	59,000
Reserve For Future Debt Service, Series 2020D	29,000
Arbitrage Rebate Services	1,000
Transfer to Bond Administration (Fund G3058)	1,000
Total	$130,000

$73.475 million Capital Asset Acquisition Special Obligation Bonds, Series 2020D
Fund D3121
Scott Carver - $11.525 million

Project: 213991

Revenues:	**2022-23**
Programmed Cash Reserve	$108,000
Transfer from General Government Improvement Fund (Fund CO003)	362,000
Total	$470,000
Expenditures:	
Principal Payment on Bonds, Series 2020D	$145,000
Interest Payments on Bonds, Series 2020D	216,000
Reserve For Future Debt Service, Series 2020D	107,000
Arbitrage Rebate Services	1,000
Transfer to Bond Administration (Fund G3058)	1,000
Total	$470,000

$81.330 Million Capital Asset Acquisition Special Obligation Bonds, Series 2021A
Fund D3137
Countywide Infrastructure Investment Program (CIIP)

Revenues:	**2022-23**
Programmed Cash Reserve	$2,620,000
Transfer from the Countywide Infrastructure Investment Program (Fund CO082)	5,256,000
Total	$7,876,000
Expenditures:	
Principal Payment on Bonds, Series 2021A	$1,840,000
Interest Payments on Bonds, Series 2021A	3,401,000
Reserve For Future Debt Service, Series 2021A	2,620,000
Arbitrage Rebate Services	2,000
Transfer to Bond Administration (Fund G3058)	13,000
Total	$7,876,000

$59.160 Million Capital Asset Acquisition Refg. Special Obligation Bonds, Series 2021B
Fund D3138
$29.170 Million Public Service Tax UMSA Refg

Revenues:	**2022-23**
Programmed Cash Reserve	$3,916,000
Transfer from Unincorporated Municipal Service Area General Fund (Fund G1001)	3,045,000
Transfer from Countywide General Fund (Fund G1001)	133,000
Transfer from General Government Improvement Fund (Fund CO003)	1,150,000
Total	$8,244,000
Expenditures:	
Principal Payment on Bonds, Series 2021B UMSA	$6,715,000
Interest Payments on Bonds, Series 2021B UMSA	1,116,000
Reserve For Future Debt Service, Series 2021B UMSA	391,000
Arbitrage Rebate Services	2,000
Transfer to Bond Administration (Fund G3058)	20,000
Total	$8,244,000

$59.160 Million Capital Asset Acquisition Refg. Special Obligation Bonds, Series 2021B
Fund D3139
$29.990 Million Sunshine Loan Refg

Revenues:	**2022-23**
Programmed Cash Reserve	$550,000
Transfer from CDT Revenue Fund (Project 206300) (Fund D3112)	2,855,000
Transfer from Fire Rescue Department (Fire Station Demolition and Construction) (Fund SF001)	1,500,000
Transfer from Information Technology (Cyber Security) (Fund G6001)	92,000
Transfer from General Government Improvement Fund (PHT Infrastructure) (Fund CO003)	821,000
Transfer from General Government Improvement Fund (Housing Safety) (Fund CO003)	197,000
Transfer from General Government Improvement Fund (Ward Towers) (Fund CO003)	199,000
Transfer from Parks, Recreation and Open Spaces Department - Marinas (Fund G4003)	328,000
Total	$6,542,000

Expenditures:	
Principal Payment on Bonds, Series 2021B Sunshine	$4,998,000
Interest Payments on Bonds, Series 2021B Sunshine	1,100,000
Reserve For Future Debt Service, Series 2021B Sunshine	425,000
Arbitrage Rebate Services	2,000
Transfer to Bond Administration (Fund G3058)	17,000
Total	$6,542,000

Special Obligation Notes

Special Obligation Notes-Series "2020"
Fund D4006
$854,000 - Coral Gables Courthouse

Project: 214106

Revenues:	**2022-23**
Programmed Cash Reserve	$177,000
Transfer from Administrative Office of the Courts (Fund G3017)	118,000
Total	$295,000

Expenditures:	
Principal Payments on Notes	$289,000
Interest Payments on Notes	4,000
Arbitrage Rebate Services	1,000
Transfer to Bond Administration (Fund G3058)	1,000
Total	$295,000

Special Obligation Notes-Series "2020"
Fund D4007
$581,000 - Golf Club of Miami-Renovations

Project: 214107

Revenues:	**2022-23**
Programmed Cash Reserve	$127,000
Transfer from Parks, Recreation and Open Spaces (Golf Operations) (Fund G4005)	74,000
Total	$201,000

Expenditures:	
Principal Payments on Notes	$196,000
Interest Payments on Notes	3,000
Arbitrage Rebate Services	1,000
Transfer to Bond Administration (Fund G3058)	1,000
Total	$201,000

Special Obligation Notes-Series "2020"
Fund D4008
$227,000 - Fire Department - Fleet Replacement

Project: 214108

Revenues:	**2022-23**
Programmed Cash Reserve	$61,000
Transfer from Fire Rescue (Fund SF001)	19,000
Total	$80,000
Expenditures:	
Principal Payments on Notes	$77,000
Interest Payments on Notes	1,000
Arbitrage Rebate Services	1,000
Transfer to Bond Administration (Fund G3058)	1,000
Total	$80,000

Special Obligation Notes-Series "2020"
Fund D4009
$959,000 - Parks & Recreation - Construction of Crandon Clubhouse

Project: 214109

Revenues:	**2022-23**
Programmed Cash Reserve	$202,000
Transfer from Sports Tax Revenues - Revenue Fund (Project 205800) (Fund D3111)	129,000
Total	$331,000
Expenditures:	
Principal Payments on Notes	$324,000
Interest Payments on Notes	5,000
Arbitrage Rebate Services	1,000
Transfer to Bond Administration (Fund G3058)	1,000
Total	$331,000

Special Obligation Notes-Series "2020"
Fund D4010
$12.980 million - Coast Guard

Project: 214110

Revenues:	**2022-23**
Programmed Cash Reserve	$987,000
Transfer from General Government Improvement Fund (Fund CO003)	1,044,000
Total	$2,031,000
Expenditures:	
Principal Payments on Notes	$1,845,000
Interest Payments on Notes	128,000
Reserve for Future Debt Service	51,000
Arbitrage Rebate Services	2,000
Transfer to Bond Administration (Fund G3058)	5,000
Total	$2,031,000

$22.5 Million Multi-Dept. Vehicle Lease
Miami-Dade County, Florida, Series 2017
Loan Agreements - Fund D5012

Project: 292912

Revenues:	**2022-23**
Programmed Cash Reserve (Animal Services 7)	$42,000
Programmed Cash Reserve (Corrections and Rehabilitation 7)	487,000
Programmed Cash Reserve (Parks, Recreation and Open Spaces 7)	647,000
Transfer from Animal Services (Animal Services 7) (Fund G3047)	22,000
Transfer from Corrections and Rehabilitation 7 (Fund G1001)	251,000
Transfer from Parks, Recreation and Open Spaces (Fund G4001)	333,000
Total	$1,782,000

Expenditures:	
Principal Payment on Loan (Animal Services 7)	$41,000
Principal Payment on Loan (Corrections and Rehabilitation 7)	$475,000
Principal Payment on Loan (Parks, Recreation and Open Spaces 7)	$631,000
Interest Payment on Loan (Animal Services 7)	$1,000
Interest Payment on Loan (Corrections and Rehabilitation 7)	$16,000
Interest Payment on Loan (Parks, Recreation and Open Spaces 7)	$21,000
Reserve for Future Debt Service (Animal Services 7)	$21,000
Reserve for Future Debt Service (Corrections and Rehabilitation 7)	$246,000
Reserve for Future Debt Service (Parks, Recreation and Open Spaces 7)	$326,000
Transfer to Bond Administration (Fund G3058) (Animal Services 7)	1,000
Transfer to Bond Administration (Fund G3058) (Corrections and Rehabilitation 7)	1,000
Transfer to Bond Administration (Fund G3058) (Parks, Recreation and Open Spaces)	2,000
Total	$1,782,000

$15.728 Million Fire UHF - Equipment Lease
Miami-Dade County, Florida, Series 2018 - Fire UHF Equipment
Loan Agreements - Fund D5013

Project: 292913

Revenues:	**2022-23**
Programmed Cash Reserve	$163,000
Transfer from General Government Improvement Fund (GGIF) (Fund CO003)	1,998,000
Total	$2,161,000

Expenditures:	
Principal Payments on Loan	$1,692,000
Interest Payments on Loan	326,000
Reserve for Future Debt Service	138,000
Transfer to Bond Administration (Fund G3058)	5,000
Total	$2,161,000

$18.112 Million Master Equipment Lease - Tranche 1
Miami-Dade County, Florida, Series 2018 - MELPA-T1
Loan Agreements - Fund D5014

Project: 292914

Revenues:	**2022-23**
Programmed Cash Reserve (Elections)	$2,000
Programmed Cash Reserve (Property Appraiser)	5,000
Programmed Cash Reserve (Fire Rescue)	301,000
Transfer from Elections (Fund G1001)	7,000
Transfer from Property Appraiser (Fund G3048)	11,000
Transfer from Fire Rescue (Fund SF001)	605,000
Total	$931,000

Expenditures:	
Principal Payment on Loan (Elections)	$5,000
Principal Payment on Loan (Property Appraiser)	9,000
Principal Payment on Loan (Fire Rescue)	493,000
Interest Payment on Loan (Elections)	1,000
Interest Payment on Loan (Property Appraiser)	1,000
Interest Payment on Loan (Fire Rescue)	110,000
Reserve for Future Debt Service (Elections)	2,000
Reserve for Future Debt Service (Property Appraiser)	5,000
Reserve for Future Debt Service (Fire Rescue)	301,000
Transfer to Bond Administration (Fund G3058) (Elections)	1,000
Transfer to Bond Administration (Fund G3058) (Property Appraiser)	1,000
Transfer to Bond Administration (Fund G3058) (Fire Rescue)	2,000
Total	$931,000

$27.218 Million Master Equipment Lease - Tranche 2
Miami-Dade County, Florida, Series 2019 - MELPA-T2
Loan Agreements - Fund D5015

Project: 292915

Revenues:	**2022-23**
Programmed Cash Reserve (Public Works)	$239,000
Programmed Cash Reserve (Mosquito Control)	27,000
Programmed Cash Reserve (Parks, Recreation and Open Spaces)	29,000
Programmed Cash Reserve (Internal Services)	124,000
Programmed Cash Reserve (Fire Rescue)	363,000
Programmed Cash Reserve (Police)	1,101,000
Programmed Cash Reserve (Animal Services)	32,000
Programmed Cash Reserve (Board of County Commissioners)	6,000
Programmed Cash Reserve (Cultural Affairs)	7,000
Programmed Cash Reserve (Elections)	4,000
Programmed Cash Reserve (Public Defender)	3,000
Programmed Cash Reserve (Juvenile Services)	5,000
Programmed Cash Reserve (Medical Examiner)	8,000
Programmed Cash Reserve (Property Appraiser)	2,000
Transfer from Transit and Public Works (Fund G3057)	479,000
Transfer from (Mosquito Control) (Fund G1001)	53,000
Transfer from Parks, Recreation and Open Spaces (Fund G4001)	58,000
Transfer from Internal Services Department (Fund G5021)	249,000
Transfer from Fire Rescue (Fund SF001)	728,000
Transfer from Police (Fund G1001)	2,208,000
Transfer from Animal Services (Fund G3002)	65,000
Transfer from Board of County Commissioners (Fund G3033)	13,000
Transfer from Cultural Affairs (Funds S1037 and S1038)	15,000
Transfer from Elections (Fund G1001)	9,000
Transfer from Public Defender (Fund G1001)	6,000
Transfer from Juvenile Services (Fund G1001)	11,000
Transfer from Medical Examiner (Fund G3047)	15,000
Transfer from Property Appraiser (Fund G3048)	5,000
Total	$5,864,000

Expenditures:	
Principal Payment on Loan	$3,702,000
Interest Payment on Loan	194,000
Reserve for Future Debt Service	1,948,000
Transfer to Bond Administration (Fund G3058)	20,000
Total	$5,864,000

$47.663 million Master Equipment Lease - Tranche 3
Miami-Dade County, Florida, Series 2020 - MELPA-T3
Loan Agreements - Fund D5017

Project: 292916

Revenues:	**2022-23**
Programmed Cash Reserve (Mosquito Control)	$9,000
Programmed Cash Reserve (Parks, Recreation and Open Spaces)	$335,000
Programmed Cash Reserve (Internal Services)	$145,000
Programmed Cash Reserve (Police)	$1,352,000
Programmed Cash Reserve (Animal Services)	$22,000
Programmed Cash Reserve (Board of County Commissioners)	$3,000
Programmed Cash Reserve (Medical Examiner)	$6,000
Programmed Cash Reserve (Property Appraiser)	$6,000
Programmed Cash Reserve (Corrections and Rehabilitation)	$31,000
Programmed Cash Reserve (Communications)	$5,000
Programmed Cash Reserve (Public Works)	$157,000
Transfer from (Mosquito Control) (Fund G1001)	17,000
Transfer from Parks, Recreation and Open Spaces (Fund G4001)	669,000
Transfer from (Internal Services) (Fund G5021)	288,000
Transfer from Police (Fund G1001)	2,707,000
Transfer from Animal Service (Fund G3002)	44,000
Transfer from Board of County Commissioners (Fund G3033)	5,000
Transfer from Medical Examiner (Fund G3047)	13,000
Transfer from Property Appraiser (Fund G3048)	14,000
Transfer from Corrections and Rehabilitation (Fund G1001)	63,000
Transfer from Communications (Fund G3018)	12,000
Transfer from Public Works (Fund G1001)	314,000
Total	$6,217,000

Expenditures:	
Principal Payment on Loan	$4,002,000
Interest Payment on Loan	130,000
Reserve for Future Debt Service	2,065,000
Transfer to Bond Administration (Fund G3058)	20,000
Total	$6,217,000

$26.971 million Master Equipment Lease - Tranche 3-ADD
Miami-Dade County, Florida, Series 2020 - MELPA-T3-ADD
Loan Agreements - Fund D5018

Project: 292917

Revenues:	**2022-23**
Programmed Cash Reserve (Animal Services)	$12,000
Programmed Cash Reserve (Parks, Recreation and Open Spaces)	$762,000
Programmed Cash Reserve (Internal Services)	$102,000
Programmed Cash Reserve (Police)	$1,275,000
Programmed Cash Reserve (Corrections and Rehabilitation)	$91,000
Programmed Cash Reserve (Communications)	$3,000
Programmed Cash Reserve (Elections)	$13,000
Programmed Cash Reserve (Fire Rescue)	$19,000
Programmed Cash Reserve (Information Technology)	$38,000
Programmed Cash Reserve (County Attorney)	$4,000
Programmed Cash Reserve (Public Works)	$175,000
Transfer from Animal Services (Fund G3057)	22,000
Transfer from Parks, Recreation and Open Spaces (Fund G4001)	1,516,000
Transfer from Internal Services Department (Fund G5021)	202,000
Transfer from Police (Fund G1001)	2,556,000
Transfer from Corrections and Rehabilitation (Fund G1001)	181,000
Transfer from Communications (Fund G3018)	8,000
Transfer from Elections (Fund G1001)	27,000
Transfer from Fire Rescue (Fund SF001)	39,000
Transfer from Information Technology (Fund G6001)	74,000
Transfer from County Attorney (Fund G1001)	8,000
Transfer from Public Works (Fund G1001)	351,000
Total	$7,478,000

Expenditures:	
Principal Payment on Loan	$4,830,000
Interest Payment on Loan	143,000
Reserve for Future Debt Service	2,486,000
Transfer to Bond Administration (Fund G3058)	19,000
Total	$7,478,000

$25.937 Million Master Equipment Lease - Tranche 1
Miami-Dade County, Florida, Series 2021 - MELPA-T1
Loan Agreements - Fund D5019

Revenues:	**2022-23**
Programmed Cash Reserve (Mosquito Control)	$9,000
Programmed Cash Reserve (Public Works)	$91,000
Transfer from Mosquito Control (Fund G1001)	20,000
Transfer from Public Works (Fund G1001)	182,000
Total	$302,000

Expenditures:	
Principal Payment on Loan	$186,000
Interest Payment on Loan	14,000
Reserve for Future Debt Service	100,000
Transfer to Bond Administration (Fund G3058)	2,000
Total	$302,000

$51.507 Million Master Equipment Lease - Tranche 2
Miami-Dade County, Florida, Series 2021 - MELPA-T2
Loan Agreements - Fund D5020

Revenues:	**2022-23**
Programmed Cash Reserve (Mosquito Control)	$26,000
Programmed Cash Reserve (Police)	$1,294,000
Programmed Cash Reserve (Parks, Recreation and Open Spaces)	$854,000
Programmed Cash Reserve (Board of County Commissioners)	$22,000
Programmed Cash Reserve (Internal Services Department)	$126,000
Programmed Cash Reserve (Elections)	$9,000
Programmed Cash Reserve (Information Technology)	$23,000
Programmed Cash Reserve (Fire Rescue)	$8,000
Programmed Cash Reserve (Public Works)	$195,000
Transfer from (Mosquito Control) (Fund G1001)	$53,000
Transfer from Police (Fund G1001)	$2,593,000
Transfer from Parks, Recreation and Open Spaces (Fund G4001)	$1,712,000
Transfer from Board of County Commissioners (Fund G3033)	$45,000
Transfer from Internal Services Department (Fund Code G5021)	$252,000
Transfer from Elections (Fund G1001)	$19,000
Transfer from Information Technology (Fund G6001)	$45,000
Transfer from Fire Rescue (Fund SF001)	15,000
Transfer from Public Works (Fund G1001)	390,000
Total	$7,681,000

Expenditures:	
Principal Payment on Loan	$4,569,000
Interest Payment on Loan	540,000
Reserve for Future Debt Service	2,555,000
Transfer to Bond Administration (Fund G3058)	17,000
Total	$7,681,000

MIAMI-DADE FIRE RESCUE
Developer Donations
(Fund SF012)

Revenues:	**2022-23**
Carryover	$142,000
Interest Earnings	1,000
Total	$143,000

Expenditures:	
Capital Reserves	$143,000

MIAMI-DADE FIRE RESCUE
Fire Capital Outlay Reserves
(Fund SF010)

Revenues:	**2022-23**
Carryover	$1,500,000
Transfer from Fire Rescue District (Fund SF001)	23,616,000
Interest Earnings	4,000
Total	$25,120,000
Expenditures:	
Capital Projects - North Bay Village (Station 27)	$250,000
Capital Projects - Solar Installations	400,000
Capital Projects - Infrastructure Improvement Program	23,616,000
Capital Projects - Reserve	854,000
Total	$25,120,000

PARKS, RECREATION AND OPEN SPACES
Grants
(Fund S1040-S1056)

Revenues:	**2022-23**
Florida Boating Improvement Fund Carryover	$2,024,000
Transfer from RER for Remediation Projects	6,250,000
FEMA Hurricane Irma Recovery Funds	1,000,000
FEMA Hazard Mitigation Grant	468,000
Florida Department of Transportation	35,000
Florida Boating Improvement Fund	580,000
Florida Inland Navigation District	669,000
Community Development Block Grants	390,000
Florida Department of Environmental Protection	4,874,000
Florida Department of State	25,000
The Children's Trust	1,350,000
Miscellaneous Grants	250,000
Total	$17,915,000
Expenditures:	
Greenways and Trails	$35,000
Community Development Block Grants	390,000
Deering Estate Mangrove Boardwalk	1,000,000
Remediation Projects	6,250,000
Marina Capital Improvements	1,569,000
Matheson Hammock Seawall	468,000
ZooMiami	30,000
Miscellaneous - The Children's Trust Programs	1,350,000
Miscellaneous - PROS Parks Programs	250,000
Flood Mitigation Projects	4,844,000
Historic Preservation Projects	25,000
Reserve for Florida Boating Improvement Fund	1,704,000
Total	$17,915,000

REGULATORY AND ECONOMIC RESOURCES
Environmentally Endangered Lands Program (EEL)
(Fund G2001-G2002)

Revenues:	**2022-23**
Carryover	$2,347,000
Carryover of Restricted Reserves for Land Management	12,368,000
Transfer from Countywide General Fund (Fund G1001)	24,000,000
Interest Earnings	40,000
Total	$38,755,000
Expenditures:	
Transfer to Environmental Resources Management (Fund G3014)	$1,713,000
Transfer to Parks, Recreation and Open Spaces for Land Management (Fund G4001)	3,000,000
Land Management Regulatory and Economic Resources	850,000
Other Admin and Support for Acquisitions	1,429,000
Transfer to Capital Grant Fund (Fund CO026)	4,675,000
Reserves	27,088,000
Total	$38,755,000

CULTURAL AFFAIRS
(Fund CO001)

Revenues:	Prior Years	2022-23	Future Years	Total
Coconut Grove Parking Revenues	$2,200,000	$0	$0	$2,200,000
Miscellaneous Revenues	325,000	0	0	325,000
Total	$2,525,000	$0	$0	$2,525,000
Expenditures:				
Coconut Grove Playhouse	$295,000	$100,000	$1,805,000	$2,200,000
Miami-Dade County Auditorium	25,000	300,000	0	325,000
Total	$320,000	$400,000	$1,805,000	$2,525,000

MIAMI-DADE LIBRARY
Library Capital Construction
(Fund CO002)

Revenues:	2022-23
Carryover - Library Taxing District	$24,798,000
Carryover - FEMA Hazard Mitigation Grant	746,000
Transfer from Operating Library Fund (Fund SL001)	8,550,000
Total	$34,094,000
Expenditures:	
Library Capital Expenditures	$15,524,000
Reserve	18,570,000
Total	$34,094,000

FINANCE
(Fund CO003 and G5004)

Revenues:	2022-23
Carryover	$2,500,000
Expenditures	
Reconfigure - 25th and 26th Floors	$2,150,000
Credit and Collection System Replacement	350,000
Total	$2,500,000

SERIES 2018 EQUIPMENT LEASE
(Fund CO077)

Revenues:	Prior Years	2022-23	Future Years	Total
Lease Proceeds	$15,500,000	$0	$0	$15,500,000
Expenditures:				
Fire Rescue - UHF Radio System Update	$14,427,000	$1,073,000	$0	$15,500,000

INFORMATION TECHNOLOGY LEADERSHIP COUNCIL (ITLC)
(Fund CO078)

Revenues:	Prior Years	2022-23	Future Years	Total
Transfer from General Government Improvement Fund - (GGIF) (Fund CO003)	$0	$1,463,000	$0	$1,463,000
Transfer from IT Funding Model (Fund G3045)	5,968,000	0	0	5,968,000
Total	$5,968,000	$1,463,000	$0	$7,431,000
Expenditures				
Cultural Affairs - Website Upgrade	$75,000	$75,000	$0	$150,000
Elections - Cybersecurity Software	100,000	100,000	0	200,000
Police - Civil Process Automation	1,436,000	250,000	0	1,686,000
Police - Laboratory Information Management System (LIMS)	2,786,000	114,000	0	2,900,000
Police - Sharepoint Platform	1,076,000	324,000	0	1,400,000
Police - Social Media Analytics Software	495,000	100,000	0	595,000
Property Appraiser - Computer Aided Mass Appraisal System (CAMA)	0	500,000	0	500,000
Total	$5,968,000	$1,463,000	$0	$7,431,000

INFORMATION TECHNOLOGY
(Fund CO079)

Revenues:	2022-23
Carryover	$3,137,000
Transfer from Information Technology Operations (Fund G6001)	9,449,000
Transfer from Information Technology Service Cost (Fund G6002)	1,021,000
Total	$13,607,000

Expenditures	
Citrix Infrastructure - Virtual Desktop and Thin Clients	$347,000
Cloud Infrastructure	3,274,000
Deployment of 800MHZ Public Safety Radio Sites	1,526,000
Edge Network Project	4,128,000
Voice Over Internet Protocol (VOIP) Project	1,072,000
Reserve	3,260,000
Total	$13,607,000

CAPITAL INFRASTRUCTURE INVESTMENT PROGRAM PROJECTS
(Fund CO082)

Revenues:	2022-23
Transfer from Internal Services Department (Fund G5010)	$6,316,000

Expenditures	
Transfer to Debt Service (Fund D3131)	$1,060,000
Transfer to Debt Service (Fund D3137)	5,256,000
Total	$6,316,000

INTERNAL SERVICES
Fleet Capital
(Fund CO081)

Revenues:	Prior Years	2022-23	Future Years	Total
Carryover	$2,504,000	$0	$0	$2,504,000
Expenditures:				
Fleet Facilities Capital Expenditures	$1,975,000	$529,000	$0	$2,504,000

GENERAL GOVERNMENT IMPROVEMENT FUND (GGIF)
(Fund CO003)

Revenues:	Prior Years	2022-23	Future Years	Total
Baseball Stadium Annual Rent Payment	$0	$2,296,000	$0	$2,296,000
General Government Improvement Fund (GGIF) Carryover	6,664,000	25,287,000	0	31,951,000
Handicapped Parking Fines and Miscellaneous ADA Revenues	0	50,000	0	50,000
Payments in Lieu of Taxes	0	900,000	0	900,000
Public Health Trust Loan Repayment	0	3,321,000	0	3,321,000
Seaquarium Lease Payment	0	400,000	0	400,000
Transfer from Animal Services (for debt service)	0	0	0	0
Transfer from Finance Department	0	7,244,000	0	7,244,000
Transfer from Fire Rescue Department (for debt service)	0	1,998,000	0	1,998,000
Transfer from General Fund	0	15,800,000	1,000,000	16,800,000
Transfer from Information Technology Department (for debt service)	0	92,000	0	92,000
Transfer from Internal Services Department (for debt service)	0	2,792,000	0	2,792,000
Transfer from Parks, Recreation and Open Spaces (for debt service)	0	308,000	0	308,000
Transfer from Public Housing and Community Development (for debt service)	0	840,000	0	840,000
Transfer from Tax Collector (for debt service)	0	2,188,000	0	2,188,000
Total	$6,664,000	$63,516,000	$1,000,000	$71,180,000

Expenditures:	Prior Years	2022-23	Future Years	Total
Public Safety				
Judicial - Court Facilities Repairs and Renovations	$0	$500,000	$0	$500,000
Medical Examiner - Audio Visual System	0	345,000	0	345,000
Medical Examiner - Case Management and Laboratory Information Software System	0	1,000,000	1,000,000	2,000,000
Medical Examiner - Digital Camera Kits	0	263,000	0	263,000
Medical Examiner - Morgue Cooler #4 - Shelves Replacement	0	180,000	0	180,000
Non-Departmental - Hialeah Courthouse Annual Equipment and Maintenance	0	500,000	0	500,000
Police - Neighborhood Safety Initiative	5,007,000	2,500,000	0	7,507,000
Subtotal	$5,007,000	$5,288,000	$1,000,000	$11,295,000

GENERAL GOVERNMENT IMPROVEMENT FUND (GGIF) (cont'd)

Neighborhood and Infrastructure				
Non-Departmental - Flagler Street Reconstruction	$0	$4,170,000	$0	$4,170,000
Non Departmental - Roadway Improvements	1,283,000	6,226,000	0	7,509,000
Subtotal	$1,283,000	$10,396,000	$0	$11,679,000
Neighborhood and Infrastructure				
Non-Departmental - Health Care Fund	$0	$1,900,000	$0	$1,900,000
General Government				
Communications - Audio Video Cameras and Accessories	$0	$275,000	$0	$275,000
Elections - Warehouse Build Out	0	950,000	0	950,000
Information Technology - Information Technology Leadership Projects	0	1,486,000	0	1,486,000
Internal Services - Equipment (Mail Sorting Systems)	0	1,515,000	0	1,515,000
Non-Departmental - Americans with Disabilities Act (ADA) Reasonable Accommodations	0	10,000	0	10,000
Non-Departmental - Repairs, Renovations and General Government Improvement Program	374,000	11,161,000	0	11,535,000
Management and Budget - Grants Management Software System	0	75,000	0	75,000
Subtotal	$374,000	$15,472,000	$0	$15,846,000

Expenditures:	**Prior Years**	**2022-23**	**Future Years**	**Total**
Debt Service				
311 Answer Center (Capital Asset Series 2013B) (Fund D3075)	$0	$157,000	$0	$157,000
311 Answer Center (Capital Asset Series 2016B) (Fund D3094)	0	58,000	0	58,000
Americans with Disabilities Act (Capital Asset Series 2013B) (Fund D3079)	0	195,000	0	195,000
Americans with Disabilities Act (Capital Asset Series 2016B) (Fund D3095)	0	10,000	0	10,000
Animal Services - Doral Facility (Capital Asset Series 2016A) (Fund D3082)	0	809,000	0	809,000
Community Action and Human Services - Buses (Capital Asset Series 2013A) (Fund D3074)	0	327,000	0	327,000
Community Action and Human Services - Portable Classrooms for Head Start/ Early Head Start Programs (Capital Asset Series 2013A) (Fund D3070)	0	203,000	0	203,000
Community Action and Human Services - Portable Classrooms for Head Start/ Early Head Start Programs (Capital Asset Series 2020D) (Fund D3120)	0	40,000	0	40,000
Communications - Customer Relationship Management Modernization (Capital Asset 2020C) (Fund D3135)	0	88,000	0	88,000
Corrections and Rehabilitation - Fire Systems Phase 4 (Capital Asset Series 2016B) (Fund D3091)	0	715,000	0	715,000
Elections - ADA Voting Equipment (Capital Asset Series 2018A) (Fund D3103)	0	511,000	0	511,000
Elections - Equipment (Capital Asset Series 2013A) (Fund D3069)	0	587,000	0	587,000
Elections - Equipment (Capital Asset Series 2020C) (Fund D3130)	0	84,000	0	84,000
Elections - Facility (Capital Asset Series 2013B) (Fund D3080)	0	504,000	0	504,000
Elections - Facility (Capital Asset Series 2016B) (Fund D3097)	0	179,000	0	179,000
Elections -Vote By Mail Ballot Inserter Equipment (New Debt)	0	50,000	0	50,000
Elections -DS200 Digital Ballot Scanners Equipment (New Debt)	0	270,000	0	270,000
Fire - Helicopter (Capital Asset Series 2019) (Fund D3116)	0	4,429,000	0	4,429,000
Fire - Narrowbanding	0	2,019,000	0	2,019,000
Fire - UHF Radio System (Capital Lease Series 2018) (Fund D5013)	0	1,998,000	0	1,998,000
Fire - Ocean Rescue Facility Improvements (New Debt)	0	110,000	0	110,000
Information Technology - Cyber Security Phase 1 (Capital Asset Series 2021B) (Fund D3139)	0	92,000	0	92,000
Internal Services - Coast Guard Property (Capital Asset Series 2008B) (Fund D4010)	0	1,044,000	0	1,044,000
Internal Services - Dade County Courthouse Façade Repair (Capital Asset Series 2013B) (Fund D3081)	0	618,000	0	618,000
Internal Services - Dade County Courthouse Façade Repair (Capital Asset Series 2016B) (Fund D3098)	0	27,000	0	27,000
Non-Departmental - Ballpark Stadium Project (Capital Asset Series 2011A) (Fund D3122)	0	2,296,000	0	2,296,000
Non-Departmental - Computer Aided Dispatch (Capital Asset 2020C) (Fund D3129)	0	844,000	0	844,000
Non-Departmental - Court Case Management System (formally known as CJIS) (Capital Asset Series 2020C) (Fund D3128)	0	792,000	0	792,000
Non-Departmental - Court Case Management System (New Debt)	0	150,000	0	150,000
Non-Departmental - Integrated Command and Communications Center (New Debt)	0	400,000	0	400,000
Non-Departmental - Project Closeout Costs (Capital Asset Series 2019B) (Fund D3109)	0	413,000	0	413,000
Non-Departmental - Quality Neighborhood Improvement Program (QNIP) 2011 (Capital Asset Series 2021B) (Fund D3138)	0	1,150,000	0	1,150,000
Non-Departmental - Quality Neighborhood Improvement Program (QNIP) 2017 (Capital Asset Series 2018A) (Fund D3104)	0	838,000	0	838,000
Non-Departmental - Quality Neighborhood Improvement Program (QNIP) 2019 (Capital Asset Series 2019) (Fund D3115)	0	638,000	0	638,000
Non-Departmental - Quality Neighborhood Improvement Program (QNIP) 2022 (New Debt)	0	700,000	0	700,000
Police - Cloud-based Automated Fingerprint Identification System (Capital Asset 2020C) (Fund D3152)	0	55,000	0	55,000
Police - Law Enforcement Records Management System (LERMS) (Capital Asset 2020C) (Fund D3133)	0	36,000	0	36,000
Police - Law Enforcement Records Management System (LERMS) (New Debt)	0	270,000	0	270,000
PROS - Golf Club of Miami (Capital Asset Series 2013B) (Fund D3076)	0	191,000	0	191,000
PROS - Golf Club of Miami (Capital Asset Series 2016B) (Fund D3096)	0	10,000	0	10,000
PROS - Park Improvements (Capital Asset Series 2016A) (Fund D3085)	0	308,000	0	308,000
Public Health Trust - Equipment (Capital Asset Series 2017A)	0	3,321,000	0	3,321,000
Public Health Trust - Infrastructure (Capital Asset Series 2021B) (Fund D3139)	0	821,000	0	821,000
Public Housing and Community Development - Public Housing Projects (Capital Asset Series 2021B) (Fund D3139)	0	396,000	0	396,000
Public Housing and Community Development - Public Housing Improvements (Capital Asset Series 2016B) (Fund D3092)	0	867,000	0	867,000
Public Housing and Community Development - Scott Carver and Hope IV (Capital Asset Series 2013A) (Fund D3073)	0	478,000	0	478,000
Public Housing and Community Development -Scott Carver and Hope IV (Capital Asset Series 2020D) (Fund D3121)	0	362,000	0	362,000
Subtotal	$0	$30,460,000	$0	$30,460,000
Total	$6,664,000	$63,516,000	$1,000,000	$71,180,000

CULTURAL AFFAIRS
(Fund CO026)

Revenues:	Prior Years	2022-23	Future Years	Total
Knight Foundation Grant	$0	$0	$2,000,000	$2,000,000
State Grant	500,000	500,000	0	1,000,000
Total	$500,000	$500,000	$2,000,000	$3,000,000
Expenditures:				
Coconut Grove Playhouse	$0	$0	$2,000,000	$2,000,000
Joseph Caleb Auditorium	500,000	0	0	500,000
Miami-Dade County Auditorium	0	500,000	0	500,000
Total	$500,000	$500,000	$2,000,000	$3,000,000

REGULATORY AND ECONOMIC RESOURCES
Beach Erosion Mitigation and Renourishment
(Fund CO001 and CO026)

Revenues:	2022-23
Beach Renourishment Fund Carryover	$5,431,000
City of Miami Beach Renourishment Fund Carryover	3,844,000
Beach Renourishment Fund	1,500,000
City of Miami Beach Contribution	1,500,000
Army Corps of Engineers	1,190,000
Florida Department of Environmental Protection	2,325,000
Total	$15,790,000
Expenditures:	
Construction Expenditures	$7,252,000
Reserves	8,538,000
Total	$15,790,000

MIAMI-DADE ECONOMIC ADVOCACY TRUST
Affordable Housing Program
(Fund CO001)

Revenues:	2022-23
Transfer in from MDEAT Affordable Housing (SC003)	$5,500,000
Expenditures:	
Affordable and Workforce Housing Construction	$4,500,000
Affordable and Workforce Housing Land Acquisition	1,000,000
Total	$5,500,000

REGULATORY AND ECONOMIC RESOURCES
Stormwater Utility Capital Program
(Fund CO005)

Revenues:	2022-23
Transfer from Stormwater Utility Fund (Fund SU001)	$4,800,000
Expenditures:	
Construction Expenditures	$4,800,000

TRANSPORTATION AND PUBLIC WORKS
Stormwater Utility Capital Program
(Fund CO005)

Revenues:	2022-23
Transfer from Stormwater Utility Fund (Fund SU003)	$8,408,000
Expenditures:	
Drainage Improvements	$8,408,000

BUILDING BETTER COMMUNITIES GENERAL OBLIGATION BOND PROGRAM
(Funds CBA00, CBB00, CBC00, CBD00, CBE00, CBF00, CBG00, CBH00 and CBI00)

Revenues:	Prior Years	2022-23	Future Years	Total
Programmed Proceeds	$2,193,682,000	$269,404,000	$462,664,000	$2,925,750,000
Interest Earnings	36,052,000	1,152,000	0	37,204,000
Total	$2,229,734,000	$270,556,000	$462,664,000	$2,962,954,000
Expenditures:				
Question 1: Water, Sewer and Flood Control	$248,163,000	$28,203,000	$97,428,000	$373,794,000
Question 2: Park and Recreation Facilities	518,527,000	42,398,000	105,856,000	666,781,000
Question 3: Bridges and Public Infrastructure	251,801,000	41,212,000	53,113,000	346,126,000
Question 4: Public Safety Facilities	183,218,000	48,185,000	105,217,000	336,620,000
Question 5: Emergency and Healthcare Facilities	167,706,000	12,583,000	0	180,289,000
Question 6: Public Service and Outreach Facilities	204,107,000	28,052,000	17,834,000	249,993,000
Question 7: Housing for Elderly and Families	167,666,000	21,738,000	1,596,000	191,000,000
Question 8: Cultural, Libraries, and Educational Facilities	444,993,000	45,483,000	61,491,000	551,967,000
Office of the County Attorney	3,541,000	0	0	3,541,000
Finance Department	285,000	50,000	0	335,000
Office of Management and Budget	18,026,000	721,000	0	18,747,000
Reserve	0	381,000	0	381,000
Issuance Costs and Transfer to Debt Service	21,701,000	1,550,000	20,129,000	43,380,000
Total	$2,229,734,000	$270,556,000	$462,664,000	$2,962,954,000

QUALITY NEIGHBORHOOD IMPROVEMENT PROGRAM (QNIP II)
Series 2002 Public Service Tax Revenue Bonds
(Fund CB024)

Revenues:	Prior Years	2022-23	Future Years	Total
Bond Proceeds	$1,559,000	$0	$0	$1,559,000
Expenditures:				
Other Legally Eligible Project Costs	$1,559,000	$0	$0	$1,559,000

QUALITY NEIGHBORHOOD IMPROVEMENT PROGRAM (QNIP IV)
Series 2006 Public Service Tax Revenue Bonds
(Fund CB025)

Revenues:	Prior Years	2022-23	Future Years	Total
Bond Proceeds	$1,174,000	$0	$0	$1,174,000
Expenditures:				
Other Legally Eligible Project Costs	$1,174,000	$0	$0	$1,174,000

QUALITY NEIGHBORHOOD IMPROVEMENT PROGRAM (QNIP V)
Series 2007 Public Service Tax Revenue Bonds
(Fund CB026)

Revenues:	Prior Years	2022-23	Future Years	Total
Bond Proceeds	$1,238,000	$0	$0	$1,238,000
Expenditures:				
Other Legally Eligible Project Costs	$408,000	$830,000	$0	$1,238,000

QUALITY NEIGHBORHOOD IMPROVEMENT PROGRAM (QNIP)
Series 2018 Capital Asset Acquisition Bonds
(Fund CB027)

Revenues:	Prior Years	2022-23	Future Years	Total
Bond Proceeds	$10,000,000	$0	$0	$10,000,000
Expenditures:				
Other Legally Eligible Project Costs	$9,496,000	$504,000	$0	$10,000,000

QUALITY NEIGHBORHOOD IMPROVEMENT PROGRAM (QNIP)
Series 2019 Capital Asset Acquisition Bonds
(Fund CB052)

Revenues:	Prior Years	2022-23	Future Years	Total
Bond Proceeds	$10,000,000	$0	$0	$10,000,000
Expenditures:				
Other Legally Eligible Project Costs	$8,344,000	$1,656,000	$0	$10,000,000

COURT FACILITIES SPECIAL OBLIGATION BONDS
Series 2014
(Fund CB036)

Revenues:	Prior Years	2022-23	Future Years	Total
Bond Proceeds	$1,745,000	$0	$0	$1,745,000
Expenditures:				
Children's Courthouse	$743,000	$1,002,000	$0	$1,745,000

TRANSPORTATION AND PUBLIC WORKS
Charter County Transit System Surtax (Public Works People's Transportation Plan Pay-As-You-Go Program)
(Fund CO007)

Revenues:	2022-23
Transfer from People's Transportation Plan (Fund SP001)	$650,000
Expenditures:	
People's Transportation Plan Pay-As-You-Go Program Expenditures	$650,000

TRANSPORTATION AND PUBLIC WORKS
Secondary Gas Tax Program
(Fund CO008)

Revenues:	2022-23
Transfer from Transportation Trust Fund (Fund 51001)	$17,502,000
Expenditures:	
2022-23 Secondary Gas Tax Program Expenditures	$11,968,000
Transfer to Transportation Planning Organization (Fund S3001)	1,390,000
Transfer to Parks, Recreation and Open Spaces for Special Taxing District Maintenance	684,000
Transfer to Parks, Recreation and Open Spaces for Roadside Maintenance and Landscaping	3,460,000
Total	$17,502,000

TRANSPORTATION AND PUBLIC WORKS
Public Works Reimbursement Fund
(Fund CO008)

Revenues:	2022-23
Developer Contribution	$310,000
WASD Project Fund	810,000
Transfer from Secondary Gas Tax Program	17,502,000
Total	$18,622,000
Expenditures:	
Secondary Gas Tax Program Expenditures	$11,968,000
Public Works Capital Project Expenditures	810,000
Traffic Control Device - Signalization Expenditures	310,000
Transfer to Transportation Planning Organization (Fund S3001)	1,390,000
Transfer to Parks, Recreation and Open Spaces for Special Taxing District Maintenance and Landscaping	684,000
Transfer to Parks, Recreation and Open Spaces for Roadside Maintenance and Landscaping	3,460,000
Total	$18,622,000

TRANSPORTATION AND PUBLIC WORKS
Public Works Grant Fund
(Fund CO023)

Revenues:	2022-23
Florida Department of Transportation Grant Funds	$2,473,000
Florida Department of Transportation County Incentive Grant Funds	2,231,000
Total	$4,704,000
Expenditures:	
Public Works Capital Project Expenditures	$4,704,000

TRANSPORTATION AND PUBLIC WORKS
Public Works Contribution Fund
(Fund CO024)

Revenues:	**2022-23**
Village of Palmetto Bay Contribution	$300,000
Village of Pinecrest Contribution	200,000
FDOT- County Incentive Grant Program	2,000,000
FDOT Reimbursement	4,022,000
Total	$6,522,000
Expenditures:	
Public Works Capital Project Expenditures	$6,522,000

TRANSPORTATION AND PUBLIC WORKS
Capital Improvement Local Option Gas Tax Collections (Three Cents)
(Fund ET002)

Revenues:	**2022-23**
Transfer from Transportation Trust Fund (Fund 51001)	$18,218,000
Expenditures:	
Transfer to Transit Capital Project Fund (Fund ET412)	$18,218,000

TRANSPORTATION AND PUBLIC WORKS
IMPACT FEE PROGRAM - ROADWAY CONSTRUCTION
(Fund CI001-CI009)

Revenues:	**2022-23**
Carryover	$392,401,000
Impact Fees	227,731,000
Total	$620,132,000
Expenditures:	
Roadway Construction Projects	$227,731,000
Reserve for Future Capital Projects	392,401,000
Total	$620,132,000

MIAMI-DADE FIRE RESCUE
Fire Rescue Impact Fees
(Fund CI010-CI013)

Revenues:	**2022-23**
Carryover	$38,000,000
Impact Fees	7,000,000
Total	$45,000,000
Expenditures:	
North Miami Fire Rescue Station (Station 18)	$2,618,000
Dolphin Fire Rescue Station (Station 68)	4,103,000
Eureka Fire Rescue Station (Station 71)	671,000
Florida City Rescue Station (Station 72)	2,075,000
Palmetto Bay Fire Rescue Station (Station 74)	3,090,000
Miscellaneous Fire Rescue Capital Projects	10,000,000
Reserve for Future Projects	22,443,000
Total	$45,000,000

MIAMI-DADE POLICE DEPARTMENT
Police Impact Fees
(Fund CI014)

Revenues:	**2022-23**
Carryover	$5,015,000
Impact Fees	1,186,000
Interest Earnings	28,000
Total	$6,229,000
Expenditures:	
Keyless Entry System	$35,000
Range Tower & Target Systems for Long Distance Range	122,000
MPSTI Improvements	79,000
Real Time Crime Center and Related Systems	6,000
Conference and Training Room Improvements	34,000
Neighborhood Safety Initiative (NSI)	28,000
Headquarters Media and Meeting Rooms Renovation	25,000
Law Enforcement Records Management System	141,000
Forensic Laboratory Equipment	140,000
Portable Messaging Trailers	30,000
Crime Scene Equipment	194,000
Police Technology, Equipment, and Other Enhancements	400,000
Reserve for Future Expenditures	4,995,000
Total	$6,229,000

MIAMI-DADE POLICE DEPARTMENT
Police Impact Fees
(Fund CI015)

Revenues:	**2022-23**
Carryover	$5,762,000
Impact Fees	566,000
Interest Earnings	37,000
Total	$6,365,000
Expenditures:	
Keyless Entry System	$50,000
Range Tower & Target Systems for Long Distance Range	144,000
MPSTI Improvements	42,000
Real Time Crime Center and Related Systems	88,000
Headquarters Media and Meeting Rooms Renovation	95,000
Law Enforcement Records Management System	212,000
Forensic Laboratory Equipment	90,000
Portable Messaging Trailers	20,000
Crime Scene Equipment	126,000
Police Technology, Equipment, and Other Enhancements	400,000
Reserve for Future Expenditures	5,098,000
Total	$6,365,000

MIAMI-DADE POLICE DEPARTMENT
Police Impact Fees
(Fund CI016)

Revenues:	**2022-23**
Carryover	$3,565,000
Impact Fees	534,000
Interest Earnings	26,000
Total	$4,125,000
Expenditures:	
Keyless Entry System	$40,000
Range Tower & Target Systems for Long Distance Range	70,000
MPSTI Improvements	346,000
Real Time Crime Center and Related Systems	4,000
Conference and Training Room Improvements	19,000
Neighborhood Safety Initiative (NSI)	118,000
Headquarters Media and Meeting Rooms Renovation	74,000
Law Enforcement Records Management System	147,000
Forensic Laboratory Equipment	86,000
Portable Messaging Trailers	20,000
Crime Scene Equipment	120,000
Police Technology, Equipment, and Other Enhancements	400,000
Reserve for Future Expenditures	2,681,000
Total	$4,125,000

PARKS, RECREATION AND OPEN SPACES
Impact Fees
(Fund CI017-CI032)

Revenues:	**2022-23**
Carryover	$36,596,000
Impact Fees	8,880,000
Total	$45,476,000
Expenditures:	
Land Acquisition and Development (PBD 1)	$4,655,000
Land Acquisition and Development (PBD 2)	4,050,000
Land Acquisition and Development (PBD 3)	3,450,000
Chuck Pezoldt Park, Library and Community Center	150,000
Reserve for future expenses	33,171,000
Total	$45,476,000

2011 SUNSHINE STATE LOAN
(Fund CB062)

Revenues:	**Prior Years**	**2022-23**	**Future Years**	**Total**
Loan Proceeds	$767,000	$0	$0	$767,000
Expenditures:				
Internal Services Department - Carol Glassman Donaldson Center	$267,000	$500,000	$0	$767,000

CAPITAL ASSET ACQUISITION BOND
Series 2016A
(Fund CB035)

Revenues:	**Prior Years**	**2022-23**	**Future Years**	**Total**
Bond Proceeds	$271,000	$0	$0	$271,000
Expenditures:				
Parks, Recreation and Open Spaces Projects				
Camp Owaissa Bauer - Well Water Treatment	$1,000	$69,000	$0	$70,000
Environmental Remediation - Millers Pond Park	62,000	139,000	0	201,000
Total	$63,000	$208,000	$0	$271,000

TRANSPORTATION AND PUBLIC WORKS
People's Transportation Plan - Public Works Capital Program
(Fund CB059)

Revenues:	**2022-23**
People's Transportation Plan Bond Proceeds	$21,421,000
Expenditures:	
Public Works - PTP Capital Expenditures	$21,421,000

PEOPLE'S TRANSPORTATION PLAN FUND
Capital Expansion Reserve Fund
(Fund SP003)

Revenues:	**2022-23**
Carryover	$21,015,000
Transfer from PTP Revenue Fund (Fund SP001)	15,557,000
Total	$36,572,000
Expenditures:	
SMART Plan (Project Development and Environmental Studies) Expenditures	$3,842,000
SMART Plan South Dade Transitway (South Corridor) Expenditures	23,419,000
Sunshine Station - Golden Glades Bike and Pedestrian Connector Expenditures	250,000
SMART Plan Aventura Station Expenditures	7,500,000
Ending Fund Balance	1,561,000
Total	$36,572,000

TRANSPORTATION AND PUBLIC WORKS
Grant Restricted Capital Project Funds
(Fund ET004)

Revenues:	**2022-23**
City of Miami Park Impact Fees	$5,007,000
City of Coral Gables Park & Mobility Impact Fees	2,460,000
Developer Fees/Donations	600,000
Florida Department of Transportation Grant Funds	125,000
Total	$8,192,000
Expenditures:	
Transit Capital Project Expenditures	$8,192,000

TRANSPORTATION AND PUBLIC WORKS
Grant Restricted Capital Project Funds
(Fund ET005)

Revenues:	**2022-23**
FTA 5339 Bus and Bus Facility Formula Grant	$6,434,000
FTA 5307 Urbanized Area Formula Grants	61,483,000
FTA 5309 Discretionary Grant	6,047,000
Florida Department of Transportation Grant Funds	57,710,000
FTA 20005(b) Pilot Program Discretionary Grant	1,160,000
FTA 5307 Transfer	1,193,000
USDOT Build Program	6,708,000
FTA 5337 State of Good Repair Formula Grant	29,484,000
FTA 5339 Bus and Bus Facility Discretionary Grant	4,750,000
Total	$174,969,000
Expenditures:	
Transit Capital Project Expenditures	$174,969,000

TRANSPORTATION AND PUBLIC WORKS
Transit - Capital Project Funds
(Fund ET017)

Revenues:	**2022-23**
Bus Replacement Program Lease/Financing Proceeds	$82,193,000
Expenditures:	
Transit Bus Replacement Purchases	$82,193,000

TRANSPORTATION AND PUBLIC WORKS
Transit - Capital Project Funds
(Fund ET042)

Revenues:	**2022-23**
People's Transportation Plan Bond Proceeds	$292,355,000
Expenditures:	
Transit PTP Capital Improvement Plan Expenditures	$292,355,000

TRANSPORTATION AND PUBLIC WORKS
Transit - Capital Project Funds
(Fund ET047)

Revenues:	**2022-23**
Transfer from People's Transportation Plan Fund (SP001)	$7,868,000
Expenditures:	
Transit SMART Plan Studies	$7,868,000

SEAPORT
Grant Fund
(Fund ES003)

Revenues:	**2022-23**
FDOT Funds	$13,028,000
Expenditures:	
Construction Projects	$13,028,000

SEAPORT
FDOT Funds - Grants From Federal Agencies
(Fund S1044)

Revenues:	**2022-23**
FDOT Funds	$23,750,000
Expenditures:	
Construction Projects	$23,750,000

TRANSPORTATION AND PUBLIC WORKS
Rickenbacker Causeway Capital Fund
(Fund S1044)

Revenues:	**2022-23**
Florida Department of Transportation Grant Funds	$2,000,000
Expenditures:	
Capital Projects	$2,000,000

TRANSPORTATION AND PUBLIC WORKS
Venetian Causeway Capital Fund
(Fund SR004)

Revenues:	**2022-23**
FEMA Reimbursements	$1,068,000
Expenditures:	
Capital Projects	$1,068,000

HOMELESS TRUST
(Fund ST001)

Revenues:	**2022-23**
Carryover	$3,613,000
Interest Income	15,000
HOME Investment Partnership American Rescue Plan	5,000,000
Transfer from Homeless Trust Operations (Fund ST005)	5,074,000
Miscellaneous Revenues (Chapman Partnership)	200,000
Total	$13,902,000
Expenditures:	
Capital Expenditures	$7,214,000
Capital Reserve	6,688,000
Total	$13,902,000

SEAPORT
Tenant Financing Funds
(Fund ES)

Revenues:	**2022-23**
Tenant Financing Funds	$6,750,000
Expenditures:	
Construction Projects	$6,750,000

SEAPORT
Future Financing
(Fund C9999)

Revenues:	**2022-23**
Future Financing Proceeds	$341,433,000
Expenditures:	
Construction Projects	$341,433,000

SEAPORT
Interest and Sinking Fund
(Fund ES018)

Revenues:	**2022-23**
Transfer from Seaport Revenue Fund (Fund ES001)	$37,200,000
Expenditures:	
Principal and Interest Payments	$37,200,000

SEAPORT
General Fund
(Fund ES028)

Revenues:	**2022-23**
Transfer from Seaport Revenue Fund (Fund ES001)	$25,300,000
Expenditures:	
Principal and Interest Payments	$24,900,000
Non-operating Expenditures	400,000
Total	$25,300,000

TRANSPORTATION AND PUBLIC WORKS
Rickenbacker Causeway Capital Fund
(Fund ER003-ER004)

Revenues:	**2022-23**
Carryover	$6,023,000
Transfer from Operating Fund (Fund ER001)	6,714,000
Transfer from Operating and Replacement Fund (Fund ER001)	1,436,000
Total	$14,173,000
Expenditures:	
Capital Projects	$8,575,000
Renewal and Replacement Reserve	5,598,000
Total	$14,173,000

TRANSPORTATION AND PUBLIC WORKS
Rickenbacker Causeway Debt Service Fund
(Fund ER005-ER007)

Revenues:	**2022-23**
Transfer from Causeway Operating Fund (Fund ER001)	$2,674,000
Expenditures:	
Debt Service Payment for FY 2007-08 Sunshine Loan Restructured in Series 2011A Loan	$304,000
Debt Service Payment for Capital Asset Series 2010 Bonds Restructured in Series 2019 BAB	310,000
Debt Service Payment for Rickenbacker 2014 Revenue Bonds	2,060,000
Total	$2,674,000

TRANSPORTATION AND PUBLIC WORKS
Venetian Causeway Capital Fund
(Fund EV002)

Revenues:	**2022-23**
Transfer from Operating Fund (Fund EV001)	$4,090,000
Expenditures:	
Capital Projects	$4,090,000

TRANSPORTATION AND PUBLIC WORKS
Venetian Causeway Debt Service Fund
(Fund EV003, EV004 and EV009)

Revenues:	**2022-23**
Transfer from Operating Fund (Fund EV001)	$691,000
Expenditures:	
Debt Service Payment for FY 2007-08 Sunshine Loan Restructured in Series 2011A Loan	$140,000
Debt Service Payment for Capital Asset Series 2010 Bonds Restructured in Series 2019 BAB	285,000
Debt Service Payment for Capital Asset Series 2016 Bonds	266,000
Total	$691,000

DEPARTMENT OF SOLID WASTE MANAGEMENT
Waste Collection Capital Projects
(Fund EW019)

Revenues:	Prior Years	2022-23	Future Years	Total
Transfer from Fund EW018	$3,978,000	$4,933,000	$11,158,000	$20,069,000
Expenditures:				
3A Collection Facility Infrastructure Improvements	$99,000	$347,000	$1,190,000	$1,636,000
3A Collection Facility Truck Wash Upgrade	74,000	1,009,000	781,000	1,864,000
3B Collection Facility Infrastructure Improvements	$73,000	$564,000	$1,862,000	$2,499,000
3B Collection Facility Truck Wash Upgrade	$378,000	$804,000	$836,000	$2,018,000
58 Street Collection Facility Infrastructure Improvements	$395,000	$347,000	$1,484,000	$2,226,000
58 Street Collection Facility Truck Wash Upgrade	$0	$120,000	$1,560,000	$1,680,000
Chapman Field TRC Infrastructure Improvements	$158,000	$99,000	$156,000	$413,000
Eureka Drive TRC Infrastructure Improvements	$134,000	$242,000	$306,000	$682,000
Golden Glades TRC Infrastructure Improvements	$52,000	$135,000	$212,000	$399,000
Moody Drive TRC Infrastructure Improvements	$43,000	$182,000	$319,000	$544,000
North Dade TRC Infrastructure Improvements	$72,000	$46,000	$150,000	$268,000
Norwood TRC Infrastructure Improvements	$42,000	$120,000	$240,000	$402,000
Palm Spring TRC Infrastructure Improvements	$148,000	$172,000	$282,000	$602,000
Richmond Heights TRC Infrastructure Improvements	$54,000	$154,000	$303,000	$511,000
Snapper Creek TRC Infrastructure Improvements	$1,487,000	$176,000	$282,000	$1,945,000
South Miami Heights TRC Infrastructure Improvements	$163,000	$45,000	$255,000	$463,000
Sunset Kendall TRC Infrastructure Improvements	$125,000	$102,000	$176,000	$403,000
West Little River TRC Infrastructure Improvements	$203,000	$123,000	$377,000	$703,000
West Perrine TRC Infrastructure Improvements	278,000	146,000	387,000	811,000
Total	$3,978,000	$4,933,000	$11,158,000	$20,069,000

DEPARTMENT OF SOLID WASTE MANAGEMENT
Debt Service
(Fund EW018)

Revenues:	2022-23
Intradepartmental Transfer from Waste Collection Operations	$10,705,000
Expenditures:	
Fleet Loan Financing	$10,705,000

DEPARTMENT OF SOLID WASTE MANAGEMENT
Fleet Purchases Floated with Cash (Waste Collection Operations)
(Fund EW018)

Revenues:	2022-23
Bank of America Reimbursement (Fleet loan financing)	$17,196,000
Expenditures:	
Major Equipment Purchase (Heavy & Light)	$17,196,000

DEPARTMENT OF SOLID WASTE MANAGEMENT
Waste Disposal Capital Projects
(Fund EW009 and EW026)

Revenues:	Prior Years	2022-23	Future Years	Total
Solid Waste System Revenue Bonds, Series 2005	$63,661,000	$0	$0	$63,661,000
Transfer from Fund EW007	42,973,000	17,606,000	249,285,000	309,864,000
Utility Service Fee (Fund EW026)	3,847,000	3,934,000	89,038,000	96,819,000
Total	$110,481,000	$21,540,000	$338,323,000	$470,344,000
Expenditures:				
58 Street Home Chemical Collection Center	$2,286,000	$2,098,000	$742,000	$5,126,000
58 Street Landfill Access Road	974,000	0	202,000	1,176,000
Backup Power Generators	1,553,000	433,000	1,131,000	3,117,000
Central Transfer Station Infrastructure Improvements	241,000	0	416,000	657,000
Central Transfer Station Building Upgrades	389,000	15,000	1,058,000	1,462,000
Central Transfer Station Equipment	0	0	9,081,000	9,081,000
Central Transfer Station Tip Floor	881,000	0	2,275,000	3,156,000
Disposal Facility Future Projects	0	0	810,000	810,000
North Dade Landfill Infrastructure Improvements	200,000	303,000	303,000	806,000
North Dade Landfill Access Road Improvements	0	299,000	299,000	598,000
North Dade Landfill Scale House Improvements	669,000	15,000	512,000	1,196,000
Northeast Transfer Station Infrastructure Improvements	231,000	1,542,000	650,000	2,423,000
Northeast Transfer Station Building Upgrade	1,100,000	898,000	1,916,000	3,914,000
Northeast Transfer Station Equipment	431,000	242,000	8,107,000	8,780,000
Northeast Transfer Station Tipping Floor	858,000	0	2,102,000	2,960,000
Resources Recovery Infrastructure Improvements	15,323,000	208,000	37,237,000	52,768,000
South Dade Landfill Infrastructure Improvements	241,000	435,000	358,000	1,034,000
South Dade Landfill Access Road	1,545,000	0	757,000	2,302,000
South Dade Scalehouse Infrastructure Improvements	820,000	15,000	918,000	1,753,000
South Dade Landfill Tip Floor	3,855,000	685,000	3,264,000	7,804,000
West Transfer Station Improvements	79,000	47,000	1,780,000	1,906,000
West Transfer Station Building Upgrade	886,000	1,976,000	858,000	3,720,000
West Transfer Station Equipment	458,000	624,000	1,204,000	2,286,000
West Transfer Station Tip Floor	1,331,000	0	3,304,000	4,635,000
North Dade Landfill Groundwater and Monitoring Wells	0	0	288,000	288,000
Resources Recovery Ash Landfill Improvements	0	0	216,000	216,000
South Dade Landfill Gas Collection and Control System	7,687,000	835,000	1,925,000	10,447,000
South Dade Landfill Groundwater	0	0	453,000	453,000
South Dade Landfill Sequence Batch Reactor System	600000	44,000	2,237,000	2,881,000
South Dade Landfill Stormwater System	55000	75,000	487,000	617,000
Hickman Garage Building Upgrade	25000	1,575,000	0	1,600,000
South Dade Landfill Land Purchase	8,000	5,000,000	0	5,008,000
Landfill Construction, Closure and Remediation Future Projects	0	0	108,609,000	108,609,000
Miami Garden Landfill Closure	152,000	3,404,000	0	3,556,000
Munisport Landfill Closure Grant	31,738,000	1,800,000	1,838,000	35,376,000
North Dade Landfill Vertical Expansion	246,000	242,000	105,000	593,000
South Dade Landfill Cell 4 Closure	1,000	530,000	15,566,000	16,097,000
South Dade Landfill Horizontal Expansion	0	0	620,000	620,000
Virginia Key Landfill Closure	5,926,000	2,157,000	36,555,000	44,638,000
New Transfer Station Northeast	0	0	44,925,000	44,925,000
New Transfer Station South	0	0	70,950,000	70,950,000
Total	$80,789,000	$25,497,000	$364,058,000	$470,344,000

DEPARTMENT OF SOLID WASTE MANAGEMENT
Debt Service
(Fund EW010)

Revenues:	2022-23
Transfer from Disposal Operations (Funds EW007 and EW026)	$4,140,000
Expenditures:	
Principal Payments on the Series 2015 Revenue Bonds	$2,956,000
Interest Payments on the Series 2015 Revenue Bonds	1,184,000
Total	$4,140,000

DEPARTMENT OF SOLID WASTE MANAGEMENT
Fleet Purchases Floated with Cash (Disposal Operations)
(Fund EW007)

Revenues:	2022-23
Bank of America Reimbursement (Fleet loan financing)	$10,137,000
Expenditures:	
Major Equipment Purchase (Heavy & Light)	$10,137,000

CAPITAL ASSET ACQUISITION BOND (CAAB)
Series 2020C
(Fund CB058)

Revenues:	Prior Years	2022-23	Future Years	Total
Financing Proceeds	$41,183,000	$0	$0	$41,183,000
Expenditures:				
Communications - Customer relationship Management Modernization	$0	$2,000,000	$500,000	$2,500,000
Information Technology - Cyber Security Strategic Evolution	2,901,000	1,347,000	0	4,248,000
Information Technology - Computer-Aided Dispatch (CAD)	3,938,000	750,000		4,688,000
Information Technology - Court Case Management System	11,033,000	11,891,000	0	22,924,000
Parks, Recreation and Open Spaces - Bike Path Ludlam	11,000	0	4,348,000	4,359,000
Police - Forensic Laboratory Equipment - Cloud-Based Automated Fingerprint Identification System	0	1,250,000	250,000	1,500,000
Police - Law Enforcement Record Management System	0	246,000	718,000	964,000
Total	$17,883,000	$17,484,000	$5,816,000	$41,183,000

CAPITAL ASSET ACQUISITION BOND (CAAB)
Series 2021A
(Fund CB061)

Revenues:	Prior Years	2022-23	Future Years	Total
Financing Proceeds	$263,262,000	$0	$0	$263,262,000
Expenditures:				
Animal Services - Animal Services Facilities Systemwide	$1,936,000	$1,706,000	$0	$3,642,000
Animal Services - Drainage/Parking Lot Resurfacing - Doral Facility	43,000	416,000	0	459,000
Community Action and Human Services - New Directions - Residential Rehabilitative Services	1,203,000	1,061,000	0	2,264,000
Community Action and Human Services - Facilities Systemwide	4,820,000	66,000	0	4,886,000
Communications - AV Equipment and Infrastructure Upgrade	500,000	2,500,000	0	3,000,000
Communications - Press Room on 29th Floor	0	80,000	0	80,000
Corrections and Rehabilitation - Communications Infrastructure Expansion	0	250,000	0	250,000
Cultural Affairs - Miami-Dade County Auditorium	350,000	3,850,000	0	4,200,000
Cultural Affairs - Joseph Caleb Auditorium	250,000	3,835,000	0	4,085,000
Cultural Affairs - South Miami-Dade Cultural Arts Center	1,053,000	760,000	0	1,813,000
Cultural Affairs - Cultural Facilities Systemwide	2,089,000	17,661,000	0	19,750,000
Elections - Security at Election Headquarters	250,000	250,000	0	500,000
Elections - Media Room Upgrades	250,000	250,000	0	500,000
Elections - Reconfiguration of Elections Headquarters Warehouse	0	2,200,000	0	2,200,000
Fire Rescue - Ocean Rescue - Lifeguard Tower Replacements	760,000	752,000	0	1,512,000
Information Technology - EDGE Network Projects	120,000	650,000	0	770,000
Internal Services - Facilities Systemwide	23,414,000	74,818,000	0	98,232,000
Medical Examiner - Total Body Digital X-Ray Imaging Device	50,000	150,000	0	200,000
Medical Examiner - Facility-wide Improvements	0	798,000	0	798,000
Non-Departmental - Countywide Facility Condition Assessment	350,000	12,150,000	0	12,500,000
Parks, Recreation and Open Spaces - Southridge Park	0	200,000	0	200,000
Parks, Recreation and Open Spaces - Greenways and Trails - Commission District 1	25,000	50,000	0	75,000
Parks, Recreation and Open Spaces - Homestead Bayfront Park	0	74,000	0	74,000
Parks, Recreation and Open Spaces - Tropical Park	116,000	407,000	0	523,000
Parks, Recreation and Open Spaces - Arcola Lakes Park	0	238,000	0	238,000
Parks, Recreation and Open Spaces - Facilities Systemwide	18,840,000	20,097,000	0	38,937,000
Parks, Recreation and Open Spaces - ZooMiami - Animal Hospital and Rehabilitative Facilities	335,000	931,000	0	1,266,000
Parks, Recreation and Open Spaces - Country Club of Miami Golf Course Reconfiguration and Clubhouse Renovations	773,000	534,000	0	1,307,000
Parks, Recreation and Open Spaces - Zoo Facilitywide	1,574,000	3,509,000	0	5,083,000
Parks, Recreation and Open Spaces - Coastal Parks - Resiliency and Marinas Program	930,000	1,928,000	0	2,858,000
Parks, Recreation and Open Spaces - Local/ADA Park Program	1,083,000	1,138,000	0	2,221,000
Parks, Recreation and Open Spaces - Golf Course Program	1,440,000	3,000,000	0	4,440,000
Parks, Recreation and Open Spaces - Regional/ADA Park Program	943,000	2,426,000	0	3,369,000
Parks, Recreation and Open Spaces - Playground Program	513,000	3,051,000	0	3,564,000
Police - Miami-Dade Public Safety Training Institute	138,000	265,000	0	403,000
Police - Facilities Systemwide	8,823,000	26,422,000	0	35,245,000
Solid Waste - Mosquito Control and Habitat Management Building	305,000	1,513,000	0	1,818,000
Total	$73,276,000	$189,986,000	$0	$263,262,000

FUTURE DEBT OBLIGATIONS
(Fund C9999)

Revenues:	Prior Years	2022-23	Future Years	Total
Financing Proceeds	$73,466,000	$306,443,000	$1,963,843,000	$2,343,752,000
Expenditures:				
Corrections and Rehabilitation - Replacement Detention Facility	$0	$9,000,000	$408,583,000	$417,583,000
Elections - DS200 Ballot Digital Scanner	0	5,835,000	2,915,000	8,750,000
Fire Rescue - Ocean Rescue Facility Improvements	0	3,490,000	0	3,490,000
Fire Rescue - Station 27 (North Bay Village)	0	0	4,000,000	4,000,000
Fire Rescue - Radio Coverage and Equipment	9,100,000	21,900,000	14,875,000	45,875,000
Fire Rescue - Fleet Shop	0	$300,000	$29,579,000	29,879,000
General Government - CIIP Program	0	$30,000,000	$33,285,000	63,285,000
Information Technology - Fiber Optic Infrastructure Expansion	200,000	$500,000	$200,000	900,000
Information Technology - Court Case Management System	0	$3,911,000	$29,274,000	33,185,000
Information Technology - Cybersecurity Strategic Evolution Plan	0	$5,323,000	$9,425,000	14,748,000
Information Technology - Full Enterprise Resource Planning Implementation	24,065,000	10,425,000	0	34,490,000
Internal Services - Fleet Facilities	0	3,639,000	78,400,000	82,039,000
Internal Services - Integrated Command and Communications Center (Lightspeed)	500,000	63,738,000	150,762,000	215,000,000
Internal Services - Parking Equipment	0	2,203,000	0	2,203,000
Health and Society - CIIP Program	0	5,000,000	15,568,000	20,568,000
Neighborhood and Infrastructure - CIIP Program	0	2,000,000	5,469,000	7,469,000
Non-Departmental - Fleet Replacement and Special Equipment	15,601,000	15,601,000	43,450,000	74,652,000
Parks, Recreation and Open Spaces - Crandon Park	0	0	55,682,000	55,682,000
Parks, Recreation and Open Spaces - Ludlam Bike Trail	0	0	63,006,000	63,006,000
Parks, Recreation and Open Spaces - Country Club of Miami Golf	0	0	20,606,000	20,606,000
Parks, Recreation and Open Spaces - Zoo Facilitywide	0	0	41,500,000	41,500,000
Parks, Recreation and Open Spaces - Regional/ADA Park Program	0	0	85,923,000	85,923,000
Public Safety - CIIP Program	0	11,000,000	48,791,000	59,791,000
Police - New District Station - Eureka	0	1,500,000	18,500,000	20,000,000
Police - Law Enforcement Records Management System (LERMS)	0	1,281,000	6,312,000	7,593,000
Police - Helicopter Fleet Replacement	0	12,000,000	12,000,000	24,000,000
Police - Radio Replacement	14,000,000	55,000,000	2,000,000	71,000,000
Recreation and Culture - CIIP Program	0	52,000,000	774,535,000	826,535,000
Regulatory and Economic Resource - Purchase Development Rights Fund	0	0	10,000,000	10,000,000
Total	$63,466,000	$315,646,000	$1,964,640,000	$2,343,752,000

PARKS, RECREATION AND OPEN SPACES
Miscellaneous Trust Funds
(Fund Group TF)

Revenues:	2022-23
Carryover	$26,768,000
Interest Earnings	55,000
Miscellaneous Revenues and Donations	1,750,000
Interfund Transfers	285,000
Total	$28,858,000
Expenditures:	
Coastal Park & Marina Improvement Trust (Fund TF031)	$1,550,000
NEAT Streets Miami Trust (Fund TF033)	1,000,000
Zoo Miami Improvement Trust (Fund TF032)	758,000
Crandon Park Non-Time Certain Settlement Trust (Fund TF028)	500,000
Chapman Field Trust (Fund TF013)	440,000
Haulover Park Parking Surcharge Trust (Fund TF030)	250,000
Zoo Wildlife Conservation Trust (Fund TF025)	235,000
P&R Miscellaneous Trust (Fund TF014)	65,000
P&R Adopt-a-Park Trust (Fund TF022)	45,000
Street Tree Replacement Trust (Fund TF029)	25,000
Crandon Park Imagery Trust (Fund TF024)	15,000
Zoo Animal Trust (Fund TF012)	15,000
Trust Reserves	23,960,000
Total	$28,858,000

REGULATORY AND ECONOMIC RESOURCES
Biscayne Bay Restoration and Shoreline Stabilization
(Fund TF064)

Revenues:	2022-23
Biscayne Bay Environmental Trust Fund	$1,000,000
Florida Inland Navigation District	100,000
Total	$1,100,000
Expenditures:	
Construction Expenditures	$1,100,000

MIAMI-DADE AVIATION DEPARTMENT
Improvement Fund

Revenues:	**2022-23**
Carryover	$196,428,000
Transfer from Revenue Fund	67,700,000
Transfer from Interest and Sinking Fund	3,000,000
Interest Earnings	1,300,000
Total	$268,428,000
Expenditures:	
On-Going Improvement Fund Projects	$32,089,000
Unplanned Capital Projects	20,000,000
Payment to Subordinate Debt	6,531,000
Transfer to DB Bonds Debt Service	12,770,000
Transfer to Revenue Fund	76,500,000
Ending Cash Balance	120,538,000
Total	$268,428,000

MIAMI-DADE AVIATION DEPARTMENT
Reserve Maintenance Fund

Revenues:	**2022-23**
Carryover	$96,000,000
Transfer from Revenue Fund	20,000,000
Grants Contribution	1,000,000
Interest Earnings	750,000
Total	$117,750,000
Expenditures:	
Projects Committed	$97,733,000
Unplanned Capital Projects	5,000,000
Ending Cash Balance	15,017,000
Total	$117,750,000

MIAMI-DADE AVIATION DEPARTMENT
Construction Fund (Trust Agreement Bonds)

Revenues:	**2022-23**
Carryover	$51,850,000
Transfer from Passenger Facility Charges Account	26,988,000
Commercial Paper	160,000,000
New Money Aviation Revenue Bonds	200,000,000
Grant Funds	42,405,000
Total	$481,243,000
Expenditures:	
Projects in Capital Improvement Program	$349,099,000
Ending Cash Balance	132,144,000
Total	$481,243,000

MIAMI-DADE AVIATION DEPARTMENT
Passenger Facility Charges (PFC) Account

Revenues:	**2022-23**
Carryover	$193,800,000
Passenger Facility Charges Revenue	88,000,000
Interest Earnings	2,000,000
Total	$283,800,000
Expenditures:	
Debt Service Payment	$60,000,000
Transfer to Construction Fund	26,988,000
Ending Cash Balance	196,812,000
Total	$283,800,000

MIAMI-DADE AVIATION DEPARTMENT
Sinking Fund

Revenues:	**2022-23**
Carryover (includes Reserve)	$164,636,000
Transfer from Revenue Fund	267,008,000
Airport Rescue Plan Act Grant	40,000,000
Transfer from Passenger Facility Charges	60,000,000
Interest Earnings	3,000,000
Total	$534,644,000
Expenditures:	
Debt Service - Principal	$158,785,000
Debt Service - Interest	211,224,000
Transfer to Improvement Fund	3,000,000
Ending Cash Balance	161,635,000
Total	$534,644,000

MIAMI-DADE AVIATION DEPARTMENT
Construction Fund (Double Barrel Bonds)

Revenues:	**2022-23**
Carryover	$1,000,000
Expenditures:	
Capital Projects Expenditure	$1,000,000

MIAMI-DADE AVIATION DEPARTMENT
Environmental Fund

Revenues:	**2022-23**
Carryover	$42,400,000
Interest Earnings	424,000
Total	$42,824,000
Expenditures:	
Unplanned Capital Projects	$10,000,000
Ending Cash Balance (Reserve for Emergencies)	32,824,000
Total	$42,824,000

MIAMI-DADE WATER AND SEWER
Restricted Assets Funds
Renewal and Replacement Fund

Revenues:	**2022-23**
Carryover	$103,691,000
Transfers from Revenue Fund	100,000,000
Total	$203,691,000
Expenditures:	
Water Expenditures	$84,833,000
Wastewater Expenditures	83,167,000
Ending Cash Balance Available for Future Project Costs	35,691,000
Total	$203,691,000

MIAMI-DADE WATER AND SEWER
Water Plant Expansion Fund

Revenues:	**2022-23**
Carryover	$23,253,000
Connection Fees	26,663,000
Total	$49,916,000
Expenditures:	
Construction Expenditures	$26,664,000
Ending Cash Balance Available for Future Project Costs	23,252,000
Total	$49,916,000

MIAMI-DADE WATER AND SEWER
Capital Improvement Fund

Revenues:	**2022-23**
Carryover	$552,946,000
Finance Proceeds	146,718,000
Transfer from a Restricted Asset	2,633,000
Transfer from Operating Revenues	10,128,000
Total	$712,425,000
Expenditures:	
Water Construction Expenditures	$92,830,000
Wastewater Construction Expenditures	417,699,000
Ending Cash Balance Available for Future Project Costs	201,896,000
Total	$712,425,000

MIAMI-DADE WATER AND SEWER
Fire Hydrant Fund

Revenues:	**2022-23**
Carryover	$8,420,000
Transfers from Revenue Fund	2,800,000
Total	$11,220,000
Expenditures:	
Construction Expenditures	$4,000,000
Ending Cash Balance Available for Future Project	7,220,000
Total	$11,220,000

MIAMI-DADE WATER AND SEWER
Wastewater Plant Expansion Fund

Revenues:	**2022-23**
Carryover	$78,699,000
Connection Fees	50,446,000
Total	$129,145,000
Expenditures:	
Construction Expenditures	$50,446,000
Ending Cash Balance Available for Future Project Costs	78,699,000
Total	$129,145,000

MIAMI-DADE WATER AND SEWER
State Revolving Loan Fund

Revenues:	**2022-23**
Wastewater State Revolving Loan Proceeds	$5,099,000
Expenditures:	
Construction Expenditures	$5,099,000

PUBLIC HOUSING AND COMMUNITY DEVELOPMENT
Capital Program Fund

Revenues:	Prior Years	2022-23	Future Years	Total
Affordable Housing Trust Fund	$26,000,000	$0	$0	$26,000,000
Capital Funds Program (CFP) - 717	7,424,000	0	0	7,424,000
Capital Funds Program (CFP) - 718	11,553,000	0	0	11,553,000
Capital Funds Program (CFP) - 719	9,704,000	2,509,000	0	12,213,000
Capital Funds Program (CFP) - 720	6,710,000	2,400,000	2,300,000	11,410,000
Capital Funds Program (CFP) - 721	1,001,000	3,039,000	5,897,000	9,937,000
Capital Funds Program (CFP) - 722	0	1,001,000	8,936,000	9,937,000
Capital Funds Financing Program (CFFP)	0	1,500,000	3,635,000	5,135,000
Hope VI Grant	2,947,000	2,216,000	0	5,163,000
Southeast Overtown Park West CRA	0	500,000	0	500,000
Replacement Housing Factor (RHF)	391,000	0	0	391,000
Total	$65,730,000	$13,165,000	$20,768,000	$99,663,000
Expenditures:				
Public Housing and Community Development Improvement	$59,230,000	$19,665,000	$20,768,000	$99,663,000

JACKSON HEALTH SYSTEMS
Capital Budget

Revenues:	Prior Years	2022-23	Future Years	Total
Funded Depreciation	$564,310,000	$182,062,000	$891,979,000	$1,638,351,000
Series 2015 Revenue Bond Proceeds	16,288,000	0	0	16,288,000
Series 2009 Revenue Bond Proceeds	15,262,000	0	0	15,262,000
Series 2009 Revenue Bond Interest	2,955,000	0	0	2,955,000
JMH Miracle Building Bond Program	830,000,000	0	0	830,000,000
Foundation	63,768,000	4,550,000	3,500,000	71,818,000
Federal Grants	7,427,000	162,000	0	7,589,000
Total	$1,500,010,000	$186,774,000	$895,479,000	$2,582,263,000
Expenditures:				
Facility Improvements	$323,711,000	$41,649,000	$129,735,000	$495,095,000
Medical & Technology Equipment & Software	351,213,000	56,089,000	385,777,000	793,079,000
Infrastructure Improvements	175,465,000	33,535,000	208,702,000	417,702,000
New Facilities	649,620,000	55,501,000	171,266,000	876,387,000
Total	$1,500,009,000	$186,774,000	$895,480,000	$2,582,263,000

Note: This schedule is net of County Building Better Communities General Obligation Bond projects for Jackson Health System