

SMALL BUSINESS ENTERPRISE CONSTRUCTION

January 27, 2025

**Miami-Dade County
SMALL BUSINESS ENTERPRISE - CONSTRUCTION
ADVISORY BOARD MEETING**

Monday, January 27, 2024 @1:00 p.m.

Virtual Meeting Zoom URL:

<https://miamidade.live/SBE-ConstructionAdvisoryBoard>

Webinar ID: 954 5601 8608

AGENDA

I. Welcome/Introductions (5 min)

II. Old Business (15 min)

- a. Approval of September 16, 2024, Construction Advisory Board Meeting Minutes
- b. Approval of 2025 Construction Advisory Board Meeting Dates
- c. Small Business Enterprise (SBE) Board Meeting Flyers

III. Discussion (30 min)

- a. Task Logs
- b. SBD Certification Review Procedures - Laurie Johnson (SBD Section Chief)

IV. SBD Section Reports (15 min)

- a. **SBE – Construction Business Outreach & Education**.....*Lawanda Wright*
SBD Business Outreach & Education
- b. **SBE – Construction Certification Report**.....*Jeanise Cummings-Labossiere*
SBD Certification
- c. **SBE – Construction Project Review & Analysis**..... *Laurie Johnson*
SBD Project Review & Analysis
- d. **SBE – Construction Utilization Report**..... *Obed Jiron*
SBD Policy & Legislation Management

V. Construction Management Reporting (30 min)

- a. **Miscellaneous Construction Contract MCC 9-18**
..... *Ginny Mirabel*
- b. **Design, Build, Finance, Operate, Maintain Civil and Probate Courthouse**
.....*Armando Perez*
- c. **MSC Cruise Terminal (Fincantieri Infrastructure Florida)**
..... *Roberto Curcuruto*



miamidade.gov

Office of Small Business Development
111 NW 1 Street, 19th Floor
Miami, Florida 33128
T 305-375-3111 F 305-375-3160

d. **ED Expansion and Renovation**
..... Vincent Collins

e. **Poole & Kent Company of Florida**
..... Brian MacClugage

VI. New Business (15 min)

a. Request for future agenda items

VII. Reasonable opportunity for the public to be heard before County boards (Sec. 2-11.39.3) – (5 min)

VIII. Adjournment (5 min)



NEXT BOARD MEETING: March 17, 2025

TABLE OF CONTENTS

AGENDA

September 16, 2024, Meeting Minutes	1
Task Log	2
2025 Construction Advisory Board Meeting Dates	3
SBE – Board Meeting Flyers	4
SBE - Construction Business Outreach & Education	5
Bonding and Financial Assistance Report	6
SBE – Construction Certification Report	7
SBE – Construction Utilization Report	8
Miscellaneous Construction Contract MCC- 9-18	9
Miscellaneous Construction Contract MCC- 9-18 (Monthly Report)	10
Design, Build, Finance, Operate, Maintain Civil and Probate Courthouse (Plenary Justice Miami LLC)	11
MSC Cruise Terminal (Fincantieri Infrastructure Florida)	12
ED Expansion and Renovation	13
S-889 CD 2.15(1) Plant 2 Cluster 1 Digester Upgrades	14
S-897 SDWWTP Digester & Control BLD	
S-909 CDWWTP Plant 2 Cluster 2 Digester	
DB18-WASD-02 Design build Thickening Sludge (Poole & Kent Company of Florida)	

September 16, 2024, Meeting Minutes

**Small Business Enterprise Construction
Advisory Board Meeting Minutes
September 16, 2024
SBD Main Conference Room**

Start: 1:24 PM
Stop: 2:45 PM

Appointed: 8
Quorum: 5

(E)=Excused (U) =Unexcused

<u>PRESENT (6)</u>	<u>ABSENT (2)</u>
William Derrer (Chairperson)	Alejandro Munilla (E)
Dorothy Brown-Alfaro	D'Alessandro Salvatore (U)
Elsie K. Hamler	
Jessie Bernard Houston	
Shellie Ransom-Jackson	
Jeovanni R. Tarafa	

Staff Present:

Mr. Gary T. Hartfield, Office of Small Business Development, (SBD Director), Lawanda Wright, (SBD Section Chief), Ms. Jeanise Cummings-Labossiere, Ms. Alice Hidalgo-Gato (SBD Section Chief), Obed Jiron (SBD Section Chief) Patrick (SBD Special Project Administrator 1) Michou Jean (SBD Section Manager), Sandra Petithomme (SBD) and Dwayne Holloway (SBD).

I. Welcome/Introductions – Ms. Sandra Petithomme convened the SBE Construction Advisory Board meeting at 1:24 pm. Ms. Petithomme welcomed the members and conducted the roll call, followed by staff introduction. Chairman William Derrer extended a warm welcome to all the members of the Board along with staff and proceeded to discuss the agenda.

II. Old Business

a. Approval of July 15, 2024, Construction Advisory Board Meeting Minutes

It was moved by Mr. Jessie Bernard Houston to approve July 15, 2024, Construction Advisory Board Meeting minutes. This motion was seconded by Ms. Shellie Ransom-Jackson, and upon being put to a vote, the motion passed by a vote of 5-0.

III. Discussion

a. Task Log

Ms. Dorothy Brown-Alfaro briefed the board on the task log, covering sections 1 through 13.

During the discussion, the following updates were provided:

- Tasks 1-3: Mr. Hartfield will report back to the board, as these tasks are being combined and handled with administration.
- Task 5: Tabled
- Task 6: Tabled

**Small Business Enterprise Construction
Advisory Board Meeting Minutes
September 16, 2024
SBD Main Conference Room**

- Task 7: Remove
- Task 8: Pending, with further discussions needed; Mr. Hartfield will follow up.
- Task 9: Remove
- Task 10: Remove
- Task 11: Remove
- Task 12: Ongoing
- Task 13: Remove

IV. SBD Section Reports

a. SBE-Construction Business Outreach & Education

Ms. Lawanda Wright (SBD Section Chief) updated the board members on the Business Outreach & Education report for periods June 1, 2024, to July 31, 2024. She informed the board members that there were six (6) prompt payment issues, equating to \$1,314,507 to payment related dollars, with year-to-date (YTD) total of \$3,477, 503. Additionally, she noted there were no contract issues, and the year to date was 5,197. Ms. Wright also updated the board members with the Bond report.

In response to Ms. Shellie Ransom-Jackson inquiry as to whether Ms. Wright conducted a year-over-year analysis of the bonding and financial assistance report to compare the current numbers with those from previous years. Ms. Wright indicated an analysis had been once, when it was requested.

Ms. Ransom-Jackson confirmed that she would like to see the progress of the Bonding and Financial Assistance Report for the last three years, noting whether there has been an increase or decrease.

It was moved by Ms. Ransom-Jackson that Ms. Wright provide the Construction Board with a year- over- year bonding and financial assistance, report for the last 3 years. This motion was seconded by Mr. Jessie Bernard Houston and upon being put to a vote, the motion passed by a vote of 5-0.

b. SBE-Construction Certification Report (Jeanise Cummings-Labossiere)

Ms. Jeanise Cummings-Labossiere (Section Chief) briefed the board members on the Construction Certification Report for periods June 1, 2024, to July 31, 2024. She reported a total of twelve (12) applications were received, eleven (11) firms and one (1) recertified. Ms. Cummings-Labossiere also noted no firm graduated, and no firms were denied, and the total certified firms was 740 during the reporting period.

Chairman William Derrer inquired whether House Bill 705 would impact the firm's membership, currently at 740 members.

**Small Business Enterprise Construction
Advisory Board Meeting Minutes
September 16, 2024
SBD Main Conference Room**

Mr. Gary Hartfield, Director of the Office of Small Businesses, responded that he did not anticipate House Bill 705 having the significant impact some expected, as they were actively creating opportunities for small businesses. He explained that Florida Statute 255.2 covers various areas, detailing what can and cannot be done in open solicitations. He emphasized that their 7360-program remained open, with small businesses actively participating and successfully competing by submitting and winning bids. Mr. Hartfield also mentioned that Miami-Dade County would be able to utilize the 7040 programs but noted upcoming changes to their miscellaneous construction contract program, particularly the removal of responsible wages for future construction projects.

c. SBE-Construction Project Review and Analysis (Laurie Johnson)

Regarding the SBE-Construction Project Review and Analysis, Mr. Hartfield explained that staff was still monitoring the impact of HB 705 on existing projects. He added that Ms. Laurie Johnson would provide the board with that information at the upcoming Construction board meeting.

d. SBE-Construction Utilization Report (Patrick Hines)

Mr. Patrick Hines (SBD Special Projects Administrator 1) presented an update on the Construction Utilization report for the period of June 1, 2024, to July 31, 2024, noting contracts awarded to SBE equated to \$26.9 million. He also updated the board members on contracts awarded annually from 2022 through 2024 by gender and ethnicity.

Discussion ensued between Ms. Dorothy Brown-Alfaro, Mr. Hines, and Mr. Hartfield regarding the contracts paid demographic annually reporting 2024 section of the report, that states negative 19 million.

V. Construction Management Reporting

a. Miscellaneous Construction Contract MCC-9-18

Ms. Ginny Mirabal presented the MCC-9-18 report for the periods June 1, 2024, to July 31, 2024. She reported out of the \$19,917,063, \$16,487,654 was for construction related values of construction project information, with \$15,233,585.43 in payments towards small businesses.

Ms. Elsie Hamler requested that Ms. Mirabal include the percentage of cash flow to minorities in the report.

c. Design, Build, Finance, Operate, Maintain Civil and Probate Courthouse

Mr. Armando Perez presented the Design, Build, Finance, Operate, Maintain Civil and Probate Courthouse report for the period June 1, 2024, to July 31, 2024, noting the Small Business Enterprise (SBE) goal was 13.11%. He noted the firm contracted \$36, 986,810.89 and paid out \$33,254,197.49 to SBE subcontractors.

**Small Business Enterprise Construction
Advisory Board Meeting Minutes
September 16, 2024
SBD Main Conference Room**

Discussion ensued amongst Ms. Elsie Hamler, Mr. Gary Hartfield (SBD Director), and Chairman Derer regarding the demographic percentage.

Ms. Hamler Ms. Hamler emphasized that she has been requesting that all firms provide the percentage of dollars distributed, rather than simply stating that there is one African American etc.

Chairman William Derrer requested that Mr. Perez provide the accurate percentage of cash flow dollars based on the demographic data.

d. MSC Cruise Terminal (Fincantieri Infrastructure Florida)

Ms. Deborah Ductant briefed the board members on MSC Cruise Terminal report for periods June 1, 2024, to July 31, 2024. She noted the project, under the specified contract, the focus was on achieving the following goals: of allocating 14% for design, 10.01% for construction, and 2.2% for goods and services. She noted the total dollar value contracted to Small Business Enterprise (SBE's) was \$47,720,473.22.

e. DTC East Tower Vertical Expansion (SHELL)

Mr. Vincent Collins provided an overview of the DTC East Tower Vertical Expansion report, indicating the mentorship goal for the project was 6.31% for Small Business Enterprise (SBE), with a goal of 32.77% and 0.25% of the \$149,414,268 million percentage paid out to contracted Small Business Enterprises (SBE) were 21% that paid out SBE'S a total of \$28,545,064 million.

Ms. Michou Jean asked that Ms. Elsie Hamler provide clarity on how she would like the firm demographics to be displayed.

Ms. Hamler explained that she wants to see the total dollar amounts paid and have it broken down by percentage based on ethnicity.

f. Poole and Kent Company of Florida submitted a report, but no representative was available to present or discuss the report.

VI. New Business

Ms. Dorothy Brown-Alfaro mentioned that there were some Small Business Enterprise Construction (SBE-C) representatives interested in joining the board. However, she noted many current board members either have new representatives or are less active, with some only attending meetings occasionally. Ms. Brown-Alfaro asked whether more slots could be created to accommodate new members.

Mr. Gary Hartfield (SBD Director) indicated that staff would provide Ms. Brown-Alfaro with information on the current vacancies and who were responsible for filling the vacancies on the

**Small Business Enterprise Construction
Advisory Board Meeting Minutes
September 16, 2024
SBD Main Conference Room**

board. He stated once that information is provided, Ms. Brown-Alfaro could reach out to the individuals interested in filling the seat, and then the interested individual would request a letter to confirm the vacancy.

a. Request for future agenda items

None

VII. Reasonable Opportunity for the public to be heard before County boards (Sec. 2-11.39.3).

Chairman William Derrer opened the reasonable opportunity to be heard; and seeing no hand raised to speak, the reasonable opportunity to be heard was closed.

VIII. Adjournment

There being no further business to come before the Small Business Enterprise (SBE) Construction Advisory Board, the meeting was adjourned at 2:45 p.m.

Task Log

SBE - Construction Advisory Board Task Log
As of January 27, 2025

#	Task	Department	Comment	Status
1	To enhance the Small Business Enterprise Construction Services (SBE-C) and encourage more business with Miami-Dade County, we recommend the following integrated approach: 1. Enforce Prompt Payment and Streamline Processing: Expedite the processing of SBE-C pay applications for both base contract work, retainage, and change orders. Implement a streamlined, direct process that tracks payments and change order approvals from the moment SBE-C submits them to the Prime or Miami-Dade County until payment is received. This will help user departments monitor the status of applications, reducing delays and ensuring timely payment.	SBD	Forward recommendation 1-11 to SBD staff for input	Pending
3	Recommendation #5: SBE-Cs should not be burdened with the task to estimate what the future wage rates will be for projects under Miami Dade County Responsible Wages and Benefits Schedule, the SBE-C shall be entitled to an increase with an equitable adjustment with each new Miami-Dade County Responsible Wages & benefit schedule.	SBD	Forward recommendation 1-11 to SBD staff for input	Tabled
3	Recommendation #6: SBE-Cs and local construction trade organization should be allowed to provide industry input into both Miami Dade County Responsible Wages, establish the union rate and the Davis Bacon Wages by amending the Administrative Order, Ordinance, and laws to include our input.	SBD	Forward recommendation 1-11 to SBD staff for input	Tabled
4	Recommendation #8: Adopt the Hillsborough County bond program whereby no bid, payment, and performance bond will be required for contracts \$500,000.00 and under in Miami Dade County.	SBD	Forward recommendation 1-11 to SBD staff for input	Pending
5	How is SBD and Miami-Dade County notifying SBE-Cs and Miami Dade County Departments that Miami-Dade County, effective October 2020 per Florida state law can only hold 5% retainage on public projects.	SBD	Send request to PRAY	Ongoing dicussion

2025 Construction Advisory Board Meeting Dates

2025 SBE Advisory Board Meeting **Schedule**

SBE Construction Bi-Monthly on the 3rd Monday

January 20, 2025 – 1:00pm -3:00pm (*Martin Luther King Day*)

March 17, 2025 – 1:00pm -3:00pm

May 19, 2025– 1:00pm -3:00pm

July 21, 2025– 1:00pm -3:00pm

September 15, 2025 – 1:00pm -3:00pm

November 17, 2025– 1:00pm -3:00pm

SBE Board Meeting Flyers

OFFICE OF SMALL BUSINESS DEVELOPMENT
Small Business Enterprise (SBE) Program
2025 SBE Advisory Board Meeting Schedule

SBE A&E BI-MONTHLY ON THE LAST WEDNESDAY

January 29, 2025 10:30am – 12:00pm
March 26, 2025 10:30am – 12:00pm
May 28, 2025 10:30am – 12:00pm
July 30, 2025 10:30am – 12:00pm
September 24, 2025 ... 10:30am – 12:00pm
November 19, 2025 10:30am – 12:00pm

SBE CONSTRUCTION BI-MONTHLY ON THE 3RD MONDAY

January 27, 2025 1:00pm – 3:00pm
March 17, 2025 1:00pm – 3:00pm
May 19, 2025 1:00pm – 3:00pm
July 21, 2025 1:00pm – 3:00pm
September 15, 2025 ... 1:00pm – 3:00pm
November 17, 2025 1:00pm – 3:00pm

SBE GOODS & SERVICES BI-MONTHLY ON THE 3RD THURSDAY

January 16, 2025 10:30am – 12:00pm
March 20, 2025 10:30am – 12:00pm
May 15, 2025 10:30am – 12:00pm
July 17, 2025 10:30am – 12:00pm
September 18, 2025 ... 10:30am – 12:00pm
November 20, 2025 10:30am – 12:00pm

Board Members – Must Attend In person: Small Business Development - Stephen P. Clark Center
111 NW First Street, 19th Floor Main Conference Room, Miami, FL 33128

Public – Attend In Person or Virtual Meeting: Register in advance for the Board meeting:

- Construction - https://miamidade.zoom.us/webinar/register/WN_Hbnj11CDQiyOndyQmOGL8Q
- Goods and Services - https://miamidade.zoom.us/webinar/register/WN_2kweuYcQRQCD4j4MEVju3g
- A&E - https://miamidade.zoom.us/webinar/register/WN_4iCGKmXFRr28d61uJ6cnjw

GENERAL INFORMATION AND AGENDAS FOR SBE ADVISORY BOARDS ARE AVAILABLE AT:

[HTTPS://WWW.MIAMIDADE.GOV/SMALLBUSINESS/ADVISORY-BOARDS.ASP](https://www.miamidade.gov/smallbusiness/advisory-boards.asp)

FOR ANY QUESTIONS, PLEASE CONTACT SMALL BUSINESS DEVELOPMENT AT (305) 375-3111 OR SBDMAIL@MIAMIDADE.GOV.



To request materials in accessible format, sign language interpreters, and/or any accommodation to participate in any County-sponsored program or meeting, please contact Michou Jean via email at Michou.Jean@miamidade.gov or phone at 305-375-3161, five days in advance to initiate your request. TTY users may also call 711 (Florida Relay Service)

SBE - Construction Business Outreach & Education

Internal Services Department
Small Business Development (SBD)
Small Business Enterprise – Construction Report
Business Outreach and Education Section
October 1, 2024 to November 30, 2024

		Total for Period	YTD Total
Activity	Assistance Provided to Small Business Enterprise- Construction Program		
1	Certification Assistance	52	626
2	Needs Assessment Meetings (NAMS)	10	70
3	Technical Assistance	99	610
4	Payment Issues	4	30
4.1	Payment Issues Related Dollars	\$652,262	\$4,153,271
5	Prompt Payment Issues	1	4
5.1	Prompt Payment Issues Related Dollars	\$477,757	\$1,126,091
6	Contract Issues (Non-dollar related)	1	8
7	Contact with SBE-Construction Firms (emails highlighting contract opportunities	630	8,191

		Total for Period	YTD Total
Activity	Training, Education and Outreach Activities		
1	Small Business Development (sponsored) Workshops and Forums	2	19
1.1	Number of Attendants	101	699
2	Partnership Workshops & Forums	3	16
2.1	Number of Firms (with whom contact was made)	249	713
Activity	Technical Training & Development Workshops		
3	Surety workshop	0	1
3.1	n/a		

Bonding and Financial Assistance Report

Bonding & Financial Assistance 3 year report

		Total for Period		YTD Total		Total for Period	YTD FY22-23	Total for Period	YTD FY21-22	Total for Period	YTD FY20-21
Activity #	Bonding Assistance	08/01/24-09/31/24	10/01/23-09/31/24	10/01/23-11/30/23	10/01/22-05/31/23	09/01/21-11/01/22	10/01/21-11/01/22	09/01/20-11/01/21	10/01/20-11/01/21		
1	Firms Assisted with Bonding Needs	1	15	4	4	7	22	4	15		
2	Bond Application Received	0	7	2	2	2	12	2	6		
3	Bonding Applications Approved	0	7	2	2	2	12	2	6		
4	Bond Applications Denied	0	0	0	0	0	0	0	0		
5	Value of Approved Bond Applications	\$0.00	\$3,828,000.00	\$1,078,000.00	\$1,078,000.00	\$1,885,881.00	\$14,147,903.00	\$1,100,000.00	\$3,260,000		
	Financial Assistance – Non-Covid Related										
1	Firms Assisted with Loan Needs	0	11	2	2	3	10	5	30		
2	Loan Application Received **	0	0	0	0	1	3	1	2		
3	Loan Applications Approved	0	0	0	0	1	3	1	2		
4	Loan Application Denied	0	0	0	0	0	0	0	1		
5	Value of Approved Loan Applications	\$0.00	\$0.00	\$	\$	\$50,000	\$105,000	\$300,000	\$313,000		

SBE – Construction Certification Report

Certification Type: SBE-CON

PERIOD: Oct. 1, 2024 to Nov. 30, 2024

			Total Amount	African American	Caucasian	Hispanic	Asian	Native American	Other		Female	Male	Total Amount
1	Total Certified SBE-CON as of 11/30/24		739	89	41	595	6	1	7		129	610	739
		New	3 year Recert										
	Approved Applications (New & Recertification)	15	3	18									
	Graduated			2									
	Denied			0									

This is a race and gender neutral program. This report is for informational purposes

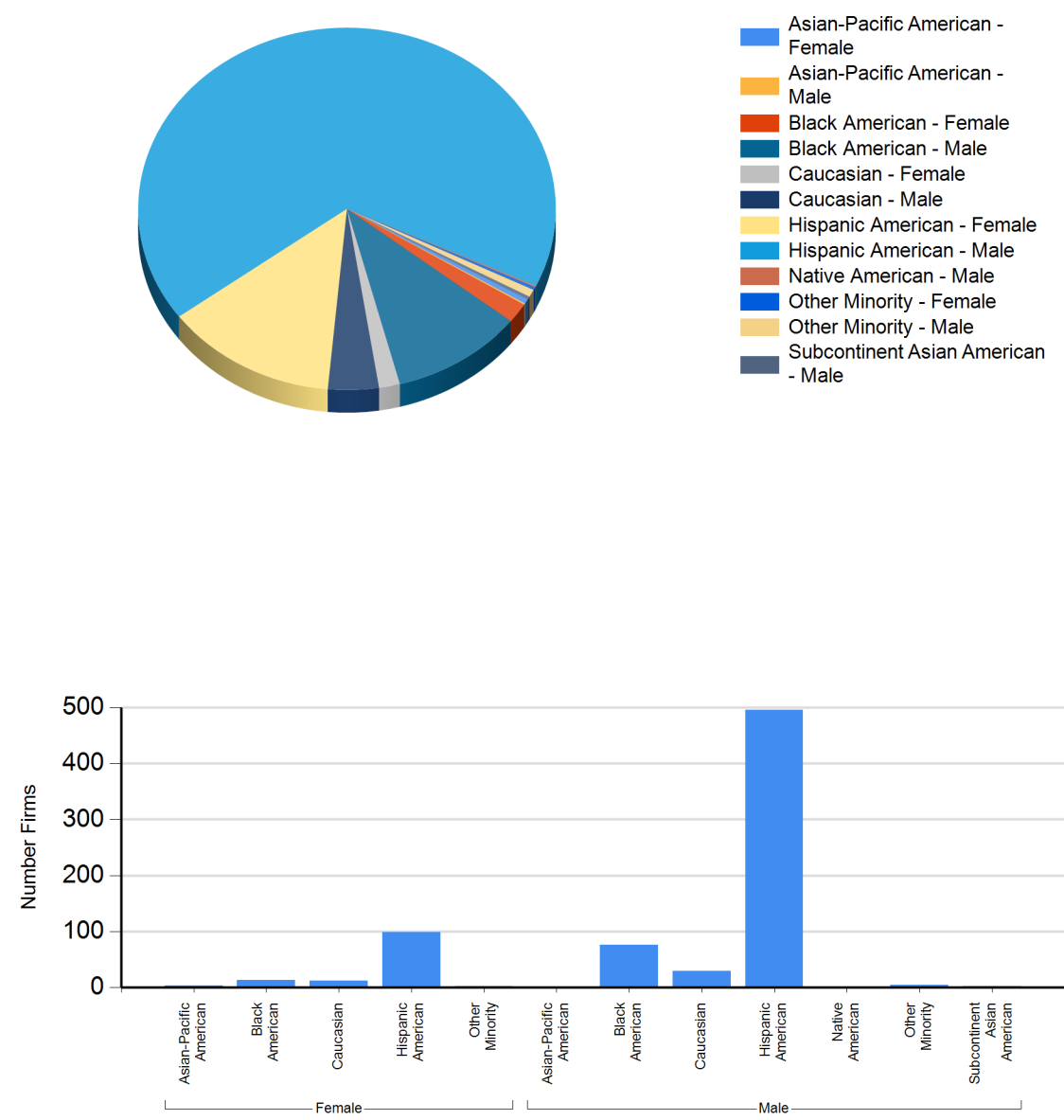
Note: The SBE program is race and gender neutral. This report is for informational purposes only.

Certified Directory - Ethnicity & Gender Summary

Ethnicity & Gender Summary

Ethnicity	Gender	Number Firms	Percent of Total
Asian-Pacific American	Female	3	0.41%
Asian-Pacific American	Male	1	0.14%
Black American	Female	13	1.76%
Black American	Male	76	10.28%
Caucasian	Female	12	1.62%
Caucasian	Male	29	3.92%
Hispanic American	Female	99	13.40%
Hispanic American	Male	496	67.12%
Native American	Male	1	0.14%
Other Minority	Female	2	0.27%
Other Minority	Male	5	0.68%
Subcontinent Asian American	Male	2	0.27%
Total Firms		739	

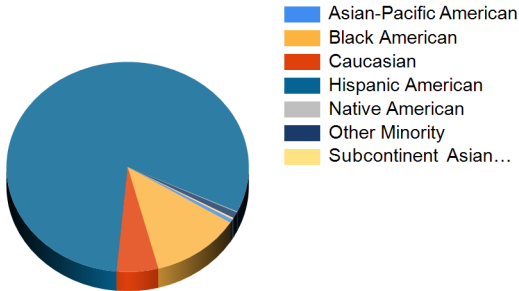
Certified Directory - Ethnicity & Gender Summary



Certified Directory - Ethnicity & Gender Summary

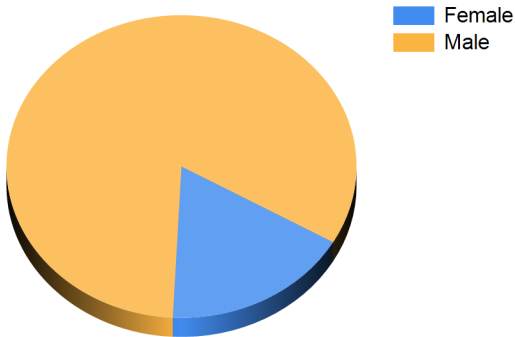
Ethnicity Summary

Ethnicity	Number Firms	Percent of Total
Asian-Pacific American	4	0.54%
Black American	89	12.04%
Caucasian	41	5.55%
Hispanic American	595	80.51%
Native American	1	0.14%
Other Minority	7	0.95%
Subcontinent Asian American	2	0.27%
Total Firms	739	

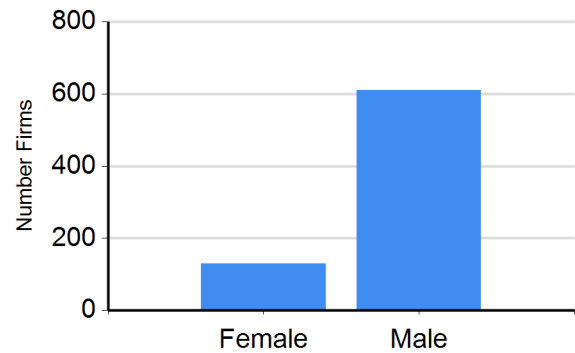
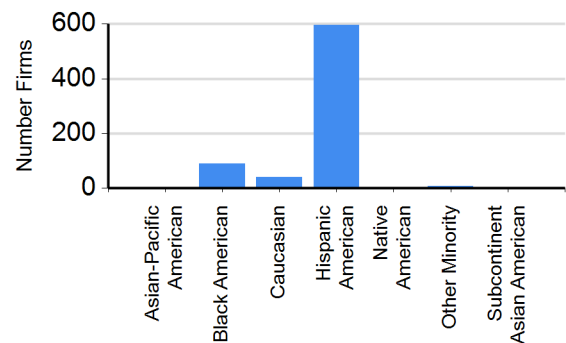


Gender Summary

Gender	Number Firms	Percent of Total
Female	129	17.46%
Male	610	82.54%
Total Firms	739	



Certified Directory - Ethnicity & Gender Summary



SBE – Construction Utilization Report

Miami-Dade County Small Business Enterprise (SBE) Construction Program

CONTRACTS AWARDED																		
Reporting Period: 10/1/24 to 11/30/24																		
Contract Type	SBE GOALS/MEASURES					NO SBE GOALS/MEASURES					TOTAL (SBE + NO SBE GOALS/MEASURES)							
	SBE		NON-SBE		TOTAL	SBE		NON-SBE		TOTAL	SBE		NON-SBE		TOTAL			
1. Construction	7,208,945	100%		0%	7,208,945	100%	35,952	100%	0%	35,952	0%	7,244,897	100%	0%	7,244,897	28		
2. MCC					-					-					-	0		
3. MCC 7040					-		1,402,252	100%	0%	1,402,252	7%	1,402,252	100%	-	1,402,252	5		
4. MCC 7360					-		10,543,890	61%	6,797,623	39%	17,341,513	92%	10,543,890	61%	6,797,623	67		
5. Design/Build					-		-	-	-	-	-	-	-	-	-	0		
6. Leases					-		-	-	-	-	-	-	-	-	-	0		
7. Maintenance					-		-	-	-	-	-	-	-	-	-	0		
8. Owner Direct Purchases					-		-	-	-	-	-	-	-	-	-	0		
TOTAL	7,208,945	100%	-	0%	7,208,945	100%	11,982,094	64%	6,797,623	36%	18,779,717	100%	19,191,039	74%	6,797,623	26%	25,988,662	100

CONTRACTS AWARDED DEMOGRAPHICS																
Reporting Period: 10/1/24 to 11/30/24																
Ethnicity Type	SBE GOALS/MEASURES				NO SBE GOALS/MEASURES				TOTAL (SBE + NO SBE GOALS/MEASURES)							
	Male	Female	Unknown	TOTAL	Male	Female	Unknown	TOTAL	Male	Female	Unknown	TOTAL	Male	Female	Unknown	TOTAL
1. Asian Pacific American				0%	162,355	100%	0%	162,355	1%			162,355	1%			1%
2. Black American	21,506	100%	0%	21,506	2,962,133	95%	139,986	5%	3,102,119	17%	2,983,639	96%	139,986	4%	-	12%
3. Caucasian	40,352	100%	0%	40,352	625,915	15%	3,438,107	85%	4,064,022	72%	666,267	16%	3,438,107	84%	-	16%
4. Hispanic American	7,125,581	100%	21,506	7,147,087	10,052,496	88%	1,398,725	12%	11,451,221	61%	17,178,077	92%	1,420,231	8%	-	72%
5. Native American				0%	-	0%		0%	-	0%	-	0%	-	-	-	0%
6. Other Minority				0%	-	0%		0%	-	0%	-	0%	-	-	-	0%
7. Subcontinent Asian American				0%	-	0%		0%	-	0%	-	0%	-	-	-	0%
8. Unknown				0%	-	0%		0%	-	0%	-	0%	-	-	-	0%
TOTAL	7,187,439	100%	21,506	7,208,945	13,802,899	73%	4,976,818	27%	18,779,717	100%	20,990,338	81%	4,998,324	19%	-	100%

CONTRACTS PAID																		
Reporting Period: 10/1/24 to 11/30/24																		
Contract Type	SBE GOALS/MEASURES					NO SBE GOALS/MEASURES					TOTAL (SBE + NO SBE GOALS/MEASURES)							
	SBE	NON-SBE		TOTAL		SBE	NON-SBE		TOTAL		SBE	NON-SBE		TOTAL				
1. Construction	11,713,927	30%	27,709,047	70%	39,422,974	69%	1,399,004	6%	23,877,510	94%	25,276,514	81%	13,112,931	51,586,557	80%	64,699,488	73%	
2. MCC																		
3. MCC 7040	10,164,718	98%	205,736	2%	10,370,454	18%	191,691	100%	0%	191,691	1%	10,356,409	98%	205,736	2%	10,562,145	12%	
4. MCC 7360	459,362	34%	906,685	66%	1,366,047	2%	2,106,594	39%	3,362,917	61%	5,469,511	17%	2,565,956	38%	4,269,602	62%	6,835,558	8%
5. Design/Build	24,309	0%	5,015,690	100%	5,039,999	9%	7,410	2%	353,391	98%	360,801	1%	31,719	1%	3,360,081	99%	5,400,800	0%
6. Leases	766,893	90%	82,974	10%	849,867	1%							766,893	90%	82,974	10%	849,867	1%
7. Maintenance																		
8. Owner Direct Purchases																		
TOTAL	23,129,209	41%	33,920,132	59%	57,049,341	100%	3,704,699	12%	27,593,818	88%	31,298,517	100%	26,833,908	30%	61,513,950	70%	88,347,858	100%

CONTRACTS PAID DEMOGRAPHICS																												
Reporting Period: 10/1/24 to 11/30/24																												
SBE GOALS/MEASURES										NO SBE GOALS/MEASURES																		
Ethnicity Type	Male				Female				Unknown		TOTAL		Male				Female				Unknown		TOTAL (SBE + NO SBE GOALS/MEASURES)					
	Count	%	Count	%	Count	%	Count	%	Count	%	Count	%	Count	%	Count	%	Count	%	Count	%	Count	%						
1. Asian Pacific American	-	-	-	-	-	-	-	-	38,653	66%	20,000	34%	58,653	0%	-	-	58,653	66%	20,000	34%	-	0%	58,653	66%				
2. Black American	1,293,459	98%	28,800	2%	-	-	-	-	1,322,459	2%	48,315	100%	1,341,974	98%	28,800	2%	-	-	1,370,774	98%	-	0%	1,370,774	98%				
3. Caucasian	6,699,265	97%	214,229	3%	803	0%	-	-	6,914,297	12%	1,013,020	77%	294,884	23%	-	-	1,307,904	4%	7,712,285	94%	509,113	6%	8,031	0%	8,222,201	9%		
4. Hispanic American	26,514,155	88%	3,709,533	12%	-	-	-	-	30,223,688	53%	11,266,315	97%	405,563	3%	-	-	11,671,878	37%	37,780,470	90%	4,115,096	10%	-	0%	41,895,566	47%		
5. Native American	-	-	-	-	-	-	-	-	-	0%	-	0%	16,683	100%	-	-	16,683	0%	-	0%	16,683	100%	16,683	0%	-	0%		
6. Other Minority	-	-	-	-	-	-	-	-	237,150	100%	-	0%	237,150	1%	-	-	237,150	100%	-	0%	-	0%	237,150	0%	-	0%		
7. Subcontinent Asian American	301,500	100%	-	-	0%	-	-	-	301,500	1%	-	0%	301,500	100%	-	-	301,500	100%	-	0%	-	0%	301,500	0%	-	0%		
8. Unknown	29,212	0%	-	-	0%	-	-	-	18,258,175	100%	18,287,397	32%	13,001,363	72%	-	-	4,956,571	28%	17,957,934	57%	13,030,585	36%	-	0%	23,214,746	64%		
TOTAL	34,837,801	61%	3,952,562	7%	-	-	-	-	18,258,978	32%	57,049,341	82%	720,447	2%	-	-	4,973,254	16%	31,298,517	100%	60,442,617	68%	4,673,009	5%	23,232,232	26%	88,347,858	100%

NOTES

¹As a result of two landmark cases (Engineering Contractors Association v. Metropolitan Dade County and Hershell Gill Consulting Engineers, Inc. v. Miami-Dade County) Miami-Dade County's three Small Business Enterprise (SBE) programs in Construction, A&E, and Goods and Services are race and gender neutral.

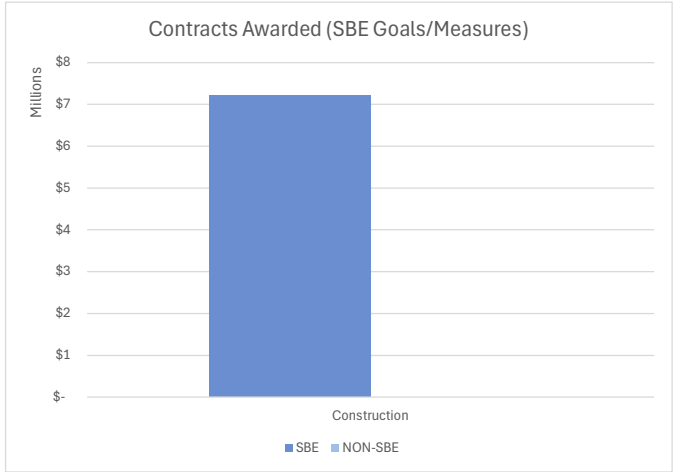
²The capturing of demographic data is based on voluntary information provided and or entered by prime and sub-contractors.

³Payments reported may be from contracts awarded outside the reporting period.

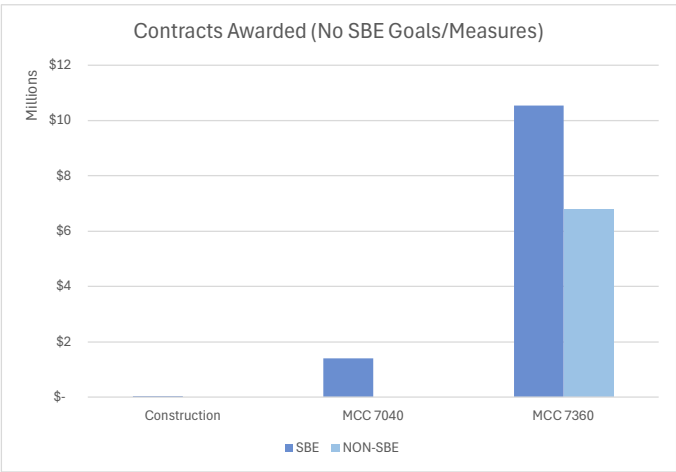
Miami-Dade County Small Business Enterprise (SBE) Construction Program
Reporting Period: 10/1/24 to 11/30/24 (Bi-Monthly)

CONTRACTS AWARDED

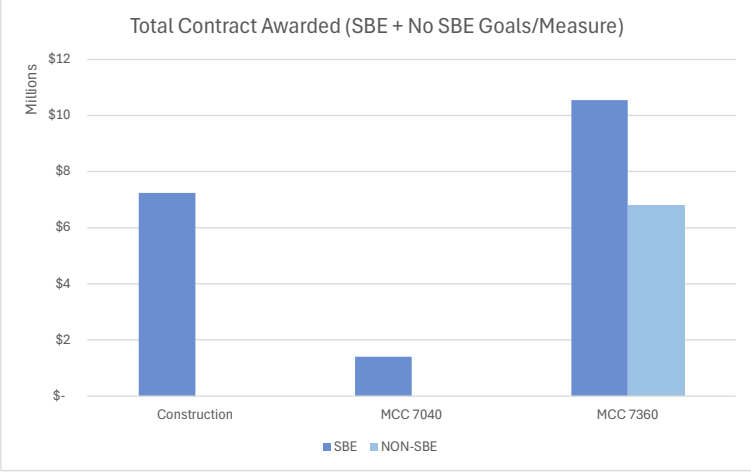
CONTRACTS AWARDED (SBE GOALS/MEASURES)			
	SBE	NON-SBE	Total
Construction	\$ 7,208,945	\$ -	\$ 7,208,945
MCC	\$ -	\$ -	\$ -
MCC 7040	\$ -	\$ -	\$ -
MCC 7360	\$ -	\$ -	\$ -
Design/Build	\$ -	\$ -	\$ -
Leases	\$ -	\$ -	\$ -
Maintenance	\$ -	\$ -	\$ -
Owner Direct Purchases	\$ -	\$ -	\$ -
Total	\$ 7,208,945	\$ -	\$ 7,208,945



CONTRACTS AWARDED (NO SBE GOALS/MEASURES)			
	SBE	NON-SBE	Total
Construction	\$ 35,952	\$ -	\$ 35,952
MCC	\$ -	\$ -	\$ -
MCC 7040	\$ 1,402,252	\$ -	\$ 1,402,252
MCC 7360	\$ 10,543,890	\$ 6,797,623	\$ 17,341,513
Design/Build	\$ -	\$ -	\$ -
Leases	\$ -	\$ -	\$ -
Maintenance	\$ -	\$ -	\$ -
Owner Direct Purchases	\$ -	\$ -	\$ -
Total	\$ 11,982,094	\$ 6,797,623	\$ 18,779,717

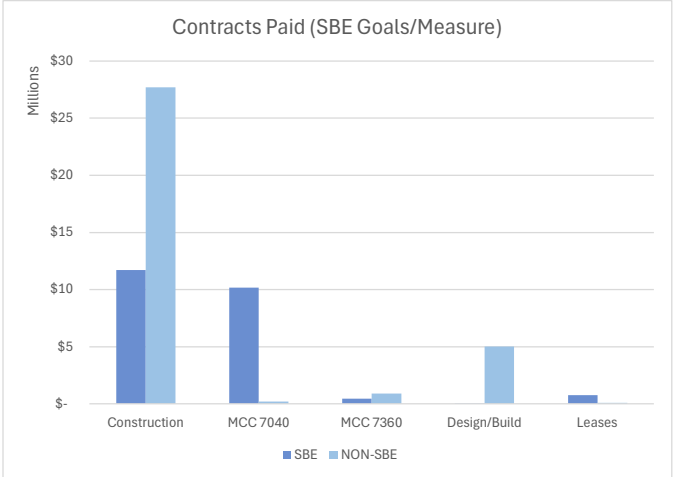


TOTAL CONTRACTS AWARDED (SBE + NO SBE GOALS/MEASURES)			
	SBE	NON-SBE	Total
Construction	\$ 7,244,897	\$ -	\$ 7,244,897
MCC	\$ -	\$ -	\$ -
MCC 7040	\$ 1,402,252	\$ -	\$ 1,402,252
MCC 7360	\$ 10,543,890	\$ 6,797,623	\$ 17,341,513
Design/Build	\$ -	\$ -	\$ -
Leases	\$ -	\$ -	\$ -
Maintenance	\$ -	\$ -	\$ -
Owner Direct Purchases	\$ -	\$ -	\$ -
Total	\$ 19,191,039	\$ 6,797,623	\$ 25,988,662

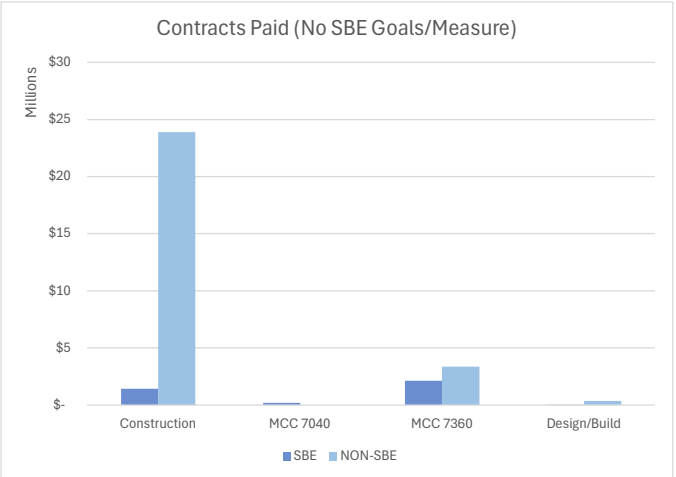


CONTRACTS PAID

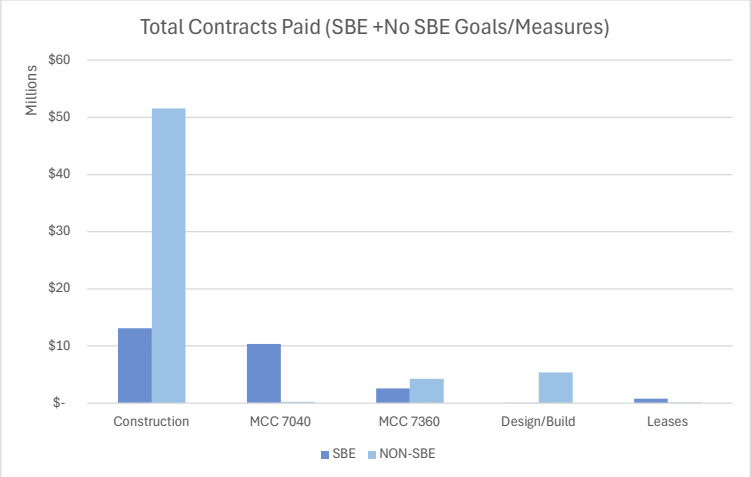
CONTRACTS PAID (SBE GOALS/MEASURES)			
	SBE	NON-SBE	Total
Construction	\$ 11,713,927	\$ 27,709,047	\$ 39,422,974
MCC	\$ -	\$ -	\$ -
MCC 7040	\$ 10,164,718	\$ 205,736	\$ 10,370,454
MCC 7360	\$ 459,362	\$ 906,685	\$ 1,366,047
Design/Build	\$ 24,309	\$ 5,015,690	\$ 5,039,999
Leases	\$ 766,893	\$ 82,974	\$ 849,867
Maintenance	\$ -	\$ -	\$ -
Owner Direct Purchases	\$ -	\$ -	\$ -
Total	\$ 23,129,209	\$ 33,920,132	\$ 57,049,341



CONTRACTS PAID (NO SBE GOALS/MEASURES)			
	SBE	NON-SBE	Total
Construction	\$ 1,399,004	\$ 23,877,510	\$ 25,276,514
MCC	\$ -	\$ -	\$ -
MCC 7040	\$ 191,691	\$ -	\$ 191,691
MCC 7360	\$ 2,106,594	\$ 3,362,917	\$ 5,469,511
Design/Build	\$ 7,410	\$ 353,391	\$ 360,801
Leases	\$ -	\$ -	\$ -
Maintenance	\$ -	\$ -	\$ -
Owner Direct Purchases	\$ -	\$ -	\$ -
Total	\$ 3,704,699	\$ 27,593,818	\$ 31,298,517



TOTAL CONTRACTS PAID (SBE + NO SBE GOALS/MEASURES)			
	SBE	NON-SBE	Total
Construction	\$ 13,112,931	\$ 51,586,557	\$ 64,699,488
MCC	\$ -	\$ -	\$ -
MCC 7040	\$ 10,356,409	\$ 205,736	\$ 10,562,145
MCC 7360	\$ 2,565,956	\$ 4,269,602	\$ 6,835,558
Design/Build	\$ 31,719	\$ 5,369,081	\$ 5,400,800
Leases	\$ 766,893	\$ 82,974	\$ 849,867
Maintenance	\$ -	\$ -	\$ -
Owner Direct Purchases	\$ -	\$ -	\$ -
Total	\$ 26,833,908	\$ 61,513,950	\$ 88,347,858



Miami-Dade County Small Business Enterprise (SBE) Construction Program

CONTRACTS AWARDED ANNUAL REPORTING: 2021													CONTRACTS AWARDED ANNUAL REPORTING: 2022													CONTRACTS AWARDED ANNUAL REPORTING: 2023													CONTRACTS AWARDED ANNUAL REPORTING: 2024												
TOTAL (SBE + NO SBE GOALS/MEASURES)													TOTAL (SBE + NO SBE GOALS/MEASURES)													TOTAL (SBE + NO SBE GOALS/MEASURES)													TOTAL (SBE + NO SBE GOALS/MEASURES)												
Contract Type	SBE			NON-SBE			TOTAL			SBE			NON-SBE			TOTAL			SBE			NON-SBE			TOTAL			SBE			NON-SBE			TOTAL																	
1. Construction	77,733,958	31%	200,266,318	89%	655,589,376	61%	613	93,289,510	12%	703,871,065	88%	795,126,575	68%	109,636,180	18%	487,151,793	55%	114,601,742	13%	794,485,208	87%	909,086,956	50%	1,146,017,421	13%	794,485,208	87%	909,086,956	50%	1,146,017,421	13%	794,485,208	87%	909,086,956	50%																
2. MCC	0	0%	0	0%	0	0%	0	0	0%	0	0%	0	0%	0	0%	0	0%	0	0%	0	0%	0	0%	0	0%	0	0%	0	0%	0	0%	0	0%	0	0%																
3. MCC PMO	55,025,535	91%	9,551,274	9%	104,579,809	9%	94,640,042	95%	5,177,363	9%	99,817,403	9%	104,961,904	99%	1,514,081	1%	106,475,885	10%	85,922,039	99%	998,427	1%	86,920,466	1%	104,961,904	99%	1,514,081	1%	106,475,885	10%	85,922,039	99%	998,427	1%	86,920,466	1%															
4. MCC PMO	39,366,275	35%	74,389,055	65%	113,755,330	10%	37,419,660	44%	48,253,277	56%	85,671,937	7%	13,021,195	50%	50,053,637	50%	101,104,832	9%	92,388,627	63%	13,615,053	37%	146,003,675	3%	101,104,832	9%	92,388,627	63%	13,615,053	37%	146,003,675	3%	101,104,832	9%	92,388,627	63%	13,615,053	37%													
5. Design/Build	7,573,341	4%	207,816,625	96%	215,389,966	18%	11,333,326	7%	153,553,573	33%	162,886,499	14%	60,000,573	30%	138,134,295	20%	198,184,778	18%	4,469,003	1%	660,013,545	99%	669,483,548	32%	153,553,573	33%	162,886,499	14%	60,000,573	30%	138,134,295	20%	198,184,778	18%	4,469,003	1%															
6. Leases	0	0%	0	0%	0	0%	0	0%	0	0%	0	0%	0	0%	0	0%	0	0%	0	0%	0	0%	0	0%	0	0%	0	0%	0	0%	0	0%	0	0%																	
7. Maintenance	0	0%	0	0%	0	0%	0	0%	0	0%	0	0%	0	0%	0	0%	0	0%	0	0%	0	0%	0	0%	0	0%	0	0%	0	0%	0	0%	0	0%																	
8. Owner Direct Purchases	0	0%	0	0%	0	0%	0	0%	0	0%	0	0%	0	0%	0	0%	0	0%	0	0%	0	0%	0	0%	0	0%	0	0%	0	0%	0	0%	0	0%																	
TOTAL	219,702,109	20%	899,990,230	80%	1,119,692,339	100%	239,988,241	21%	928,601,444	79%	1,168,589,685	100%	331,570,622	31%	750,085,501	69%	1,081,656,123	100%	297,381,406	16%	1,534,111,229	84%	1,811,492,636	100%	331,570,622	31%	750,085,501	69%	1,081,656,123	100%	297,381,406	16%	1,534,111,229	84%	1,811,492,636	100%															

CONTRACTS AWARDED DEMOGRAPHICS ANNUAL REPORTING: 2021																CONTRACTS AWARDED DEMOGRAPHICS ANNUAL REPORTING: 2022																CONTRACTS AWARDED DEMOGRAPHICS ANNUAL REPORTING: 2023																CONTRACTS AWARDED DEMOGRAPHICS ANNUAL REPORTING: 2024															
		TOTAL (SBE + NO SBE GOALS/MEASURES)								TOTAL (SBE + NO SBE GOALS/MEASURES)								TOTAL (SBE + NO SBE GOALS/MEASURES)								TOTAL (SBE + NO SBE GOALS/MEASURES)								TOTAL (SBE + NO SBE GOALS/MEASURES)																													
Ethnicity Type		Male				Female				Male				Female				Male				Female				Male				Female																																	
		Count	%	Count	%	Count	%	Count	%	Count	%	Count	%	Count	%	Count	%	Count	%	Count	%	Count	%	Count	%	Count	%																																				
1. Asian Pacific American	513,642	90%	58,801	10%	0%	512,442	45%	748,493	55%	0%	1,366,765	0%	40,887	26%	114,502	74%	0%	155,389	0.01%	0%	1,386,395	0.07%	0%	0%	0%	0%	0%	0%																																			
2. Black American	11,613,108	91%	1,183,428	9%	0%	12,796,536	1%	16,547,717	90%	1,891,357	10%	0%	18,439,074	2%	2,037,063	9%	0%	22,511,954	2.08%	12,842,336	77%	3,888,995	23%	0%	0%	0%	0%	0%	0%																																		
3. Caucasian	301,387,538	15%	12,523,371	15%	0%	353,910,909	32%	319,197,756	95%	17,433,854	5%	0%	336,631,612	29%	132,776,714	87%	19,507,490	13%	152,284,204	14.08%	699,672,629	98%	11,009,682	2%	0%	0%	0%	0%	0%	0%																																	
4. Hispanic American	286,289,713	93%	16,503,983	11%	0%	322,801,676	29%	273,651,490	88%	34,686,703	11%	2,246,179	1%	310,586,362	27%	456,898,666	90%	48,107,632	10%	821,908	0.10%	505,830,199	46.75%	78,255,107	81%	66,255,105	19%	198,852	0.00%	331,811,224	18.42%																																
5. Native American	160,500	100%	0	0%	0%	160,500	0%	0	0%	0	0%	372,011	100%	0	0%	3,600	99%	0	0%	35,307	0.00%	0	0%	0	0%	0	0%	0	0%	0%	0%																																
6. Other Minority	22,714,770	100%	6,926	0%	0%	22,721,696	2%	2,820,808	100%	0	0%	2,920,808	0%	3,896,567	99%	28,390	0.73%	7,231	0%	3,896,188	0.38%	1,293,921	12.20%	0%	0%	0%	0%	0%	0%	0%	0%	0%																															
7. Subcontinent Asian American	610,000	100%	0	0%	0%	610,000	0%	378,141	100%	0	0%	378,141	0%	1,703,810	100%	0	0%	0	0%	1,703,810	0.16%	0	0%	0	0%	0	0%	0	0%	0%	0%	0%	0%																														
8. Unknown	143,108	0%	71,078	0%	405,900,396	100%	406,116,480	10%	4,714,953	1%	175,600	0%	491,483,708	99%	497,894,912	43%	74,217,952	19%	703,011	0.18%	318,118,204	81%	395,210,089	96.54%	154,776,624	11%	40,020,844	87%	1,021,412,635	100%	0%	0%	0%	0%	0%	0%																											
TOTAL	623,444,377	96%	90,347,568	8%	405,900,396	100%	1,119,692,339	100%	619,553,121	53%	54,937,915	5%	494,103,549	42%	1,168,589,685	100%	691,977,137	64%	70,497,990	7%	319,180,996	30%	1,081,656,123	100%	2,509,762	1%	57,786,746	8%	670,933,127	97%	1,810,412,635	100%	0%	0%	0%	0%	0%	0%																									

CONTRACTS PAID ANNUAL REPORTING: 2021													CONTRACTS PAID ANNUAL REPORTING: 2022													CONTRACTS PAID ANNUAL REPORTING: 2023													CONTRACTS PAID ANNUAL REPORTING: 2024												
Contract Type	TOTAL (SBE + NO SBE GOALS/MEASURES)					TOTAL (SBE + NO SBE GOALS/MEASURES)					TOTAL (SBE + NO SBE GOALS/MEASURES)					TOTAL (SBE + NO SBE GOALS/MEASURES)					TOTAL (SBE + NO SBE GOALS/MEASURES)					TOTAL (SBE + NO SBE GOALS/MEASURES)																									
	SBE	%	NON-SBE	%	TOTAL	SBE	%	NON-SBE	%	TOTAL	SBE	%	NON-SBE	%	TOTAL	SBE	%	NON-SBE	%	TOTAL	SBE	%	NON-SBE	%	TOTAL																										
1. Construction	86,623,663	13%	527,734,663	87%	644,358,326	59%	92,103,949	13%	643,611,435	87%	735,715,387	59%	130,270,551	19%	563,661,790	70%	135,360,366	19%	500,389,855	81%	693,594,321	70%	135,360,366	19%	563,661,790	72%																									
2. MCC	0	0%	0	0%	0	0%	0	0%	0	0%	0	0%	0	0%	0	0%	0	0%	0	0%	0	0%	0	0%	0	0%																									
3. MCC PMO	55,029,309	88%	7,270,366	12%	62,309,675	6%	79,078,768	95%	4,318,333	5%	83,397,101	7%	86,917,274	92%	7,083,549	8%	94,000,823	10%	95,082,213	96%	4,373,953	4%	99,456,166	10%	99,456,166	10%																									
4. MCC PMO	28,617,912	48%	30,895,586	52%	59,513,478	1%	26,988,240	40%	40,806,374	60%	67,794,434	3%	52,275,982	68%	76,448,445	8%	24,070,464	39%	37,130,708	61%	62,381,181	4%	62,381,181	4%	62,381,181	4%																									
5. Design/Build	25,694,549	12%	181,730,844	88%	207,424,893	18%	40,543,297	30%	116,574,173	73%	157,105,173	13%	5,505,590	26%	45,500,177	74%	63,495,767	6%	63,495,767	94%	24,181,000	9%	89,676,767	9%	89,676,767	9%																									
6. Leases	10,510,035	11%	86,564,589	89%	97,074,624	8%	18,080,829	10%	166,755,932	90%	184,836,763	15%	6,575,818	11%	55,891,810	89%	63,467,791	6%	63,467,791	94%	2,318,209	9%	24,616,304	91%	24,616,304	91%																									
7. Maintenance	231,245	1%	22,780,941	99%	23,012,186	0%	0	0%	0	0%	0	0%	0	0%	0	0%	0	0%	0	0%	0	0%	0	0%	0	0%																									
8. Owner Direct Purchases	0	0%	0	0%	0	0%	541,425	5%	9,416,236	90%	9,957,661	1%	3,128	1%	400,891	99%	404,019	0%	404,019	100%	10,353	100%	10,353	100%	10,353	100%																									
TOTAL	206,716,703	19%	885,957,846	81%	1,093,674,549	100%	257,356,908	21%	979,450,170	79%	1,236,806,478	100%	264,044,987	27%	724,906,179	77%	988,951,166	100%	988,951,166	100%	263,220,461	27%	695,405,851	73%	958,626,312	100%																									

Ethnicity Type	CONTRACTS PAID DEMOGRAPHICS ANNUAL REPORTING: 2021				CONTRACTS PAID DEMOGRAPHICS ANNUAL REPORTING: 2022				CONTRACTS PAID DEMOGRAPHICS ANNUAL REPORTING: 2023				CONTRACTS PAID DEMOGRAPHICS ANNUAL REPORTING: 2024							
	TOTAL (SBE + NO SBE GOALS/MEASURES)				TOTAL (SBE + NO SBE GOALS/MEASURES)				TOTAL (SBE + NO SBE GOALS/MEASURES)				TOTAL (SBE + NO SBE GOALS/MEASURES)							
	Male	Female	Unknown	TOTAL	Male	Female	Unknown	TOTAL	Male	Female	Unknown	TOTAL	Male	Female	Unknown	TOTAL				
1. Asian Pacific American	738,523	100%	0	0%	738,523	0.07%	0	0.00%	496,944	72%	188,533	28%	0	0%	685,477	0.07%	0	0%	356,500	0.04%
2. Black American	15,923,477	66%	8,210,844	34%	11,000	0%	24,145,321	2%	17,413,929	80%	4,253,730	20%	0	0%	21,667,299	2%	15,501,289	7%	16,961,107	17%
3. Caucasian	431,962,826	96%	38,767,231	4%	574,023	0.13%	451,309,080	41%	314,110,737	70%	129,024,644	29%	2,743,389	0.62%	445,906,970	36%	173,451,953	76%	53,604,250	24%
4. Hispanic American	318,931,725	90%	41,775,553	10%	5,000	0%	416,712,276	38%	402,696,744	33%	29,726,286	7%	0	0%	432,423,030	33%	392,277,350	92%	92,596,136	8%
5. Native American	100,948	100%	0	0%	0	0%	100,948	0%	0	0%	0	0%	0	0%	404,417	100%	404,417	0%	5,867	0%
6. Other Minority	8,100,958	96%	95,345	1.13%	256,688	3%	8,452,991	1%	25,929,332	0%	0	0%	25,929,332	2%	2,243,023	100%	0	5,867	0%	0
7. Subcontinent Asian American	1,265,967	100%	0	0%	1,265,967	0.13%	995,459	200%	995,459	0.08%	0	0%	995,459	0%	0	0%	2,243,023	0.2%	0	0%
8. Unknown	69,437,813	36%	86,931	0%	121,484,791	64%	193,009,541	37%	73,159,623	34%	215,075	0.07%	235,956,144	76%	309,330,842	35%	67,228,865	21%	0	0%
	902,407,145	83%	88,935,902	6%	122,331,502	11%	1,093,674,549	100%	834,737,418	67%	163,369,327	13%	238,699,733	19%	1,236,806,478	100%	651,783,917	66%	89,808,283	9%

NOTES

*As a result of two landmark cases (Engineering Contractors Association v. Metropolitan Dade County and Hershell Gill Consulting Engineers, Inc. v. Miami-Dade County) Miami-Dade County's three Small Business Enterprise (SBE) programs in Construction, A/E, and Goods and Services are race and gender neutral.

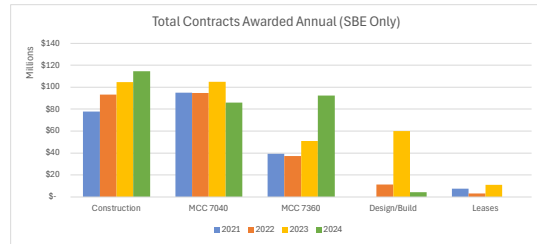
*The capturing of demographic data is based on voluntary information provided and or entered by prime and sub-contractors.

*Payments reported may be from contracts awarded outside the reporting period.

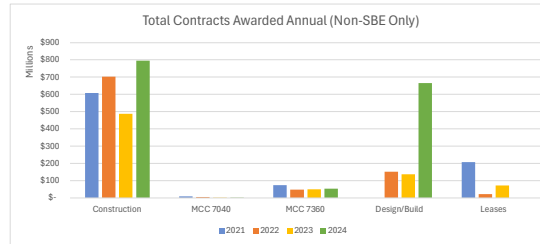
Miami-Dade County Small Business Enterprise (SBE) Construction Program
Yearly Reporting

CONTRACTS AWARDED ANNUAL

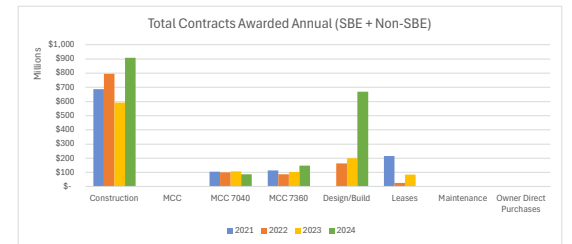
TOTAL CONTRACTS AWARDED ANNUAL (SBE ONLY)				
	2021	2022	2023	2024
Construction	\$ 77,733,958	\$ 93,289,510	\$ 104,650,180	\$ 114,601,742
MCC	\$ -	\$ -	\$ -	\$ -
MCC 7040	\$ 95,028,535	\$ 94,640,042	\$ 104,961,904	\$ 85,922,039
MCC 7360	\$ 39,366,275	\$ 37,418,660	\$ 51,051,195	\$ 92,388,622
Design/Build	\$ -	\$ 11,333,326	\$ 60,000,573	\$ 4,469,003
Leases	\$ 7,573,341	\$ 3,306,703	\$ 10,906,770	\$ -
Maintenance	\$ -	\$ -	\$ -	\$ -
Owner Direct Purchases	\$ -	\$ -	\$ -	\$ -
Total	\$ 219,702,109	\$ 239,988,241	\$ 331,570,622	\$ 297,381,406



TOTAL CONTRACTS AWARDED ANNUAL (NON-SBE ONLY)				
	2021	2022	2023	2024
Construction	\$ 608,233,276	\$ 701,837,065	\$ 487,151,793	\$ 794,485,204
MCC	\$ -	\$ -	\$ -	\$ -
MCC 7040	\$ 9,551,274	\$ 5,177,361	\$ 1,514,081	\$ 998,427
MCC 7360	\$ 74,389,055	\$ 48,253,277	\$ 50,053,637	\$ 53,615,053
Design/Build	\$ -	\$ 151,553,173	\$ 138,184,205	\$ 665,012,545
Leases	\$ 207,816,625	\$ 21,780,568	\$ 73,181,785	\$ -
Maintenance	\$ -	\$ -	\$ -	\$ -
Owner Direct Purchases	\$ -	\$ -	\$ -	\$ -
Total	\$ 899,990,230	\$ 928,601,444	\$ 750,085,501	\$ 1,514,111,229



TOTAL CONTRACTS AWARDED ANNUAL (SBE + NON-SBE)				
	2021	2022	2023	2024
Construction	\$ 685,967,234	\$ 795,126,575	\$ 591,801,973	\$ 909,086,946
MCC	\$ -	\$ -	\$ -	\$ -
MCC 7040	\$ 104,579,809	\$ 99,817,403	\$ 106,475,985	\$ 86,920,466
MCC 7360	\$ 113,755,330	\$ 85,671,937	\$ 101,104,832	\$ 146,003,675
Design/Build	\$ -	\$ 162,886,499	\$ 198,184,778	\$ 669,481,548
Leases	\$ 215,389,966	\$ 25,087,271	\$ 84,088,555	\$ -
Maintenance	\$ -	\$ -	\$ -	\$ -
Owner Direct Purchases	\$ -	\$ -	\$ -	\$ -
Total	\$ 1,119,692,339	\$ 1,168,589,685	\$ 1,081,656,123	\$ 1,811,492,635

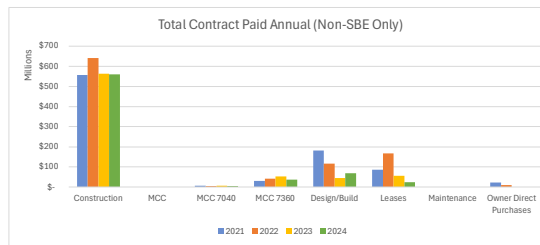


CONTRACTS PAID ANNUAL

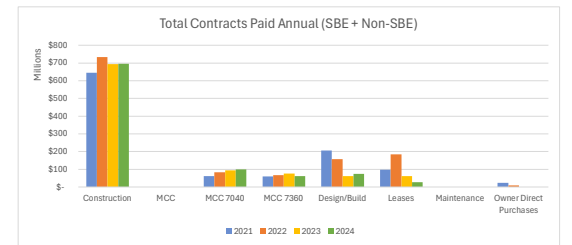
TOTAL CONTRACTS PAID ANNUAL (SBE ONLY)				
	2021	2022	2023	2024
Construction	\$ 86,623,653	\$ 92,103,949	\$ 130,270,551	\$ 135,360,356
MCC	\$ -	\$ -	\$ -	\$ -
MCC 7040	\$ 55,039,309	\$ 79,078,768	\$ 86,917,274	\$ 95,082,213
MCC 7360	\$ 28,617,912	\$ 26,988,040	\$ 24,372,463	\$ 24,070,464
Design/Build	\$ 25,694,549	\$ 40,563,297	\$ 15,905,590	\$ 6,369,219
Leases	\$ 10,510,035	\$ 18,080,829	\$ 6,575,981	\$ 2,338,209
Maintenance	\$ -	\$ -	\$ -	\$ -
Owner Direct Purchases	\$ 231,245	\$ 541,425	\$ 3,128	\$ -
Total	\$ 206,716,703	\$ 257,356,308	\$ 264,044,987	\$ 263,220,461



TOTAL CONTRACTS PAID ANNUAL (NON-SBE ONLY)				
	2021	2022	2023	2024
Construction	\$ 557,716,040	\$ 641,611,419	\$ 563,663,770	\$ 560,589,855
MCC	\$ -	\$ -	\$ -	\$ -
MCC 7040	\$ 7,270,366	\$ 4,318,333	\$ 7,083,549	\$ 4,373,953
MCC 7360	\$ 30,895,566	\$ 40,806,374	\$ 52,275,982	\$ 37,110,701
Design/Build	\$ 181,730,344	\$ 116,541,876	\$ 45,590,177	\$ 68,704,685
Leases	\$ 86,564,589	\$ 166,755,932	\$ 55,891,810	\$ 24,616,304
Maintenance	\$ -	\$ -	\$ -	\$ -
Owner Direct Purchases	\$ 22,780,941	\$ 9,416,236	\$ 400,891	\$ 10,353
Total	\$ 886,957,846	\$ 979,450,170	\$ 724,906,179	\$ 695,405,851



TOTAL CONTRACTS PAID ANNUAL (SBE + NON-SBE)				
	2021	2022	2023	2024
Construction	\$ 644,339,693	\$ 733,715,368	\$ 693,934,321	\$ 695,950,211
MCC	\$ -	\$ -	\$ -	\$ -
MCC 7040	\$ 62,309,675	\$ 83,397,101	\$ 94,000,823	\$ 99,456,166
MCC 7360	\$ 59,513,478	\$ 67,794,414	\$ 76,648,445	\$ 61,181,165
Design/Build	\$ 207,424,893	\$ 157,105,173	\$ 61,495,767	\$ 75,073,904
Leases	\$ 97,074,624	\$ 184,836,761	\$ 62,467,791	\$ 26,954,513
Maintenance	\$ -	\$ -	\$ -	\$ -
Owner Direct Purchases	\$ 23,012,186	\$ 9,957,661	\$ 404,019	\$ 10,353
Total	\$ 1,093,674,549	\$ 1,236,806,478	\$ 988,951,166	\$ 958,626,312




Miscellaneous Construction Contract

MCC-9-18

(MCM Corporation)

MAGNUM CONSTRUCTION MANAGEMENT MISCELLANEOUS CONSTRUCTION CONTRACTS MCC-9-18

CM SBE-C Advisory Board Update
November 2024



SBE-C & G/S PROJECT INFORMATION TO-DATE

Total dollar value of all awarded (Award Amount):	Total dollar value of Cost of Work:	Total dollar value contracted to SBE's to- date:
\$20,548,293.71	\$17,088,962.30	\$15,947,155.98
Total dollar value of payment received by MCM (Paid Amount) :	Total number of GMP's:	Total number of packages SBE's contracted to date:
\$13,780,552.68	0	99

Total percentage contracted all SBE's to-date: **93.3%**

(Total dollar value contracted to SBE's divided by total dollar value cost of work equals SBE percentage)

SBE BREAKOUT TO-DATE – CONSTRUCTION AND GOODS & SERVICES

Total \$ contracted SBE-C's \$15,947,155.98	Total % contracted SBE-C's 93.3%	Total \$ paid-to-date SBE-C's \$11,479,455.45	Total % paid-to-date SBE-C's 83.3%
Total \$ contracted SBE-Goods & Services \$323,600.00	Total % contracted SBE- Goods & Services 5.0%	Total \$ paid-to-date SBE-Goods & Services \$164,484.65	Total % paid-to-date SBE-Goods & Services 7.9%

SBE BREAKOUT TO-DATE – CONSTRUCTION MANAGEMENT

Total \$ contracted SBE-C Qualifier MCO \$1,090,566.38	18% - Total % contracted SBE-C Qualifier MCO 18.8%	Total \$ paid-to-date SBE-C Qualifier MCO \$ 959,036.34	Total % paid-to-date SBE-C MCO 17.9%
Total \$ contracted SBE-C Qualifier Gamax \$698,536.32	4% - Total % contracted SBE-C Qualifier Gamax 12.0%	Total \$ paid-to-date SBE-C Qualifier Gamax \$335,168.96	Total % paid-to-date SBE-C Gamax 6.3%

SBE-CONSTRUCTION BREAKDOWN (LIST ALL FIRMS)

Subcontractor	Project	Original Contract Amount with Change Order	Amount Paid to Date	Demographic Data
Clearview Electric Inc	SAO 1/5 - Y128A Bldg. 3030	\$159,005.24	\$141,468.65	African American/Male
Delka Innovo Group Inc	SAO 1/5 - Y128A Bldg. 3030	\$73,681.29	\$73,681.29	Hispanic/ Male
L & T Fire LLC	SAO 1/5 - Y128A Bldg. 3030	\$8,575.00	\$8,575.00	Hispanic/ Female
OnAir Inc	SAO 1/5 - Y128A Bldg. 3030	\$10,200.00	\$10,200.00	Hispanic/ Male
Clearview Electric Inc	SAO 2/6 – WO64A	\$33,080.72	\$33,080.72	African American/Male

SBE-CONSTRUCTION BREAKDOWN (CONTINUED)

Subcontractor	Project	Original Contract Amount with Change Order	Amount Paid to Date	Demographic Data
Massu Infrastructure Coating LLC	SAO 2/6 – W064A	\$3,884.00	\$3,884.00	Hispanic/ Male
Milestone Fire Protection LLC	SAO 2/6 – W064A	\$79,536.41	\$79,536.41	Hispanic/ Male
C L Elias Construction Inc.	SAO 3 – V008F	\$27,592.00	\$27,592.00	Caucasian/ Female
Clearview Electric Inc	SAO 3 – V008F	\$36,160.00	\$36,160.00	African American/Male
Paradise Construction	SAO 4/8 – U010F-5	\$48,725.00	\$48,725.00	Hispanic/ Male

SBE-CONSTRUCTION BREAKDOWN (CONTINUED)

Subcontractor	Project	Original Contract Amount with Change Order	Amount Paid to Date	Demographic Data
Ameradrain Plumbing Corp	SAO 4/8 – U010F-5	\$17,257.00	\$17,257.00	Hispanic/ Male
OnAir Inc	SAO 4/8 – U010F-5	\$63,650.00	\$63,650.00	Hispanic/ Male
MGA Electric Inc	SAO 4/8 – U010F-5	\$16,866.46	\$16,866.46	African American/ Male
Delka Innovo Group Inc.	AA046A	\$28,255.00	\$28,255.00	Hispanic/ Male
MAC 195 Engineering	AA046A	\$165,000.00	\$165,000.00	Hispanic/ Male

SBE-CONSTRUCTION BREAKDOWN (CONTINUED)

Subcontractor	Project	Original Contract Amount with Change Order	Amount Paid to Date	Demographic Data
Ohana Construction Group	AA126A-2	\$389,044.78	\$342,392.54	Hispanic / Male
Conbuild LLC (Pkg B)	AA126A-2	\$252,204.35	\$205,797.88	Hispanic / Female
Conbuild LLC (Pkg C)	AA126A-2	\$134,456.00	\$101,775.71	Hispanic / Female
Delka Innovo Group Inc	AA126A-2	\$47,017.97	\$42,204.00	Hispanic/ Male
Paradise Construction	AA126A-2	\$164,082.87	\$151,318.72	Hispanic / Male

SBE-CONSTRUCTION BREAKDOWN (CONTINUED)

Subcontractor	Project	Original Contract Amount with Change Order	Amount Paid to Date	Demographic Data
Massu Infrastructure Coating LLC	AA126A-2	\$42,153.00	\$35,524.30	Hispanic / Male
Green Engineering & Construction	AA126A-2	\$183,157.60	\$171,501.03	Hispanic / Male
C.J. Fire Protection	AA126A-2	\$68,000.00	\$62,557.50	African American / Male
People's Plumbing & Mechanical	AA126A-2	\$409,102.00	\$333,588.93	Hispanic / Female
OnAir Inc.	AA126A-2	\$95,412.40	\$86,699.28	Hispanic / Male

SBE-CONSTRUCTION BREAKDOWN (CONTINUED)

Subcontractor	Project	Original Contract Amount with Change Order	Amount Paid to Date	Demographic Data
Thevenin Enterprises, Inc	AA126A-2	\$256,700.00	\$228,484.66	Hispanic / Male
Delka Innova Group PkgA	AA126A-1	\$385,000.00	\$344,132.19	Hispanic / Male
Delka Innova Group Pkg B	AA126A-1	\$226,339.92	\$176,557.50	Hispanic / Male
Delka Innova Group PkgC	AA126A-1	\$43,425.10	\$31,986.50	Hispanic / Male
Paradise Construction Corp.	AA126A-1	\$178,680.00	\$113,031.00	Hispanic / Male

SBE-CONSTRUCTION BREAKDOWN (CONTINUED)

Subcontractor	Project	Original Contract Amount with Change Order	Amount Paid to Date	Demographic Data
Massu Infrastructure Coating	AA126A-1	\$24,819.00	\$14,125.55	Hispanic / Male
Commercial Interior Contractor	AA126A-1	\$43,803.13	\$25,641.57	Hispanic / Female
Milestone Fire Protection LLC	AA126A-1	\$38,963.67	\$24,711.72	Hispanic / Male
Mag Construction Inc	AA126A-1	\$448,000.54	\$333,020.75	Hispanic / Male
OnAir Inc.	AA126A-1	\$73,000.00	\$41,788.13	Hispanic / Male

SBE-CONSTRUCTION BREAKDOWN (CONTINUED)

Subcontractor	Project	Original Contract Amount with Change Order	Amount Paid to Date	Demographic Data
Thevenin Enterprises, Inc	AA126A-1	\$279,650.00	\$195,566.50	Hispanic / Male
Delka Innovo Group	AA126A-3	\$424,058.85	\$435,843.74	Hispanic / Male
Paradise Construction Corp.	AA126A-3	\$93,588.62	\$45,589.19	Hispanic / Male
Delka Innovo Group	AA126A-3	\$15,000.00	\$9,994.00	Hispanic / Male
Epic Consultants Inc.	AA126A-3	\$155,001.00	\$136,803.23	Hispanic / Male

SBE-CONSTRUCTION BREAKDOWN (CONTINUED)

Subcontractor	Project	Original Contract Amount with Change Order	Amount Paid to Date	Demographic Data
Delka Innovo Group	AA126A-3	\$20,680.00	\$21,292.22	Hispanic / Male
Milestone Fire Protection LLC	AA126A-3	\$62,800.00	\$28,025.00	Hispanic / Male
People's Plumbing & Mechanical	AA126A-3	\$587,048.71	\$526,100.89	Hispanic / Female
Gamma Air System Inc	AA126A-3	\$51,700.00	\$43,415.00	Hispanic / Male
Thevenin Enterprises Inc	AA126A-3	\$272,488.13	\$227,763.88	Hispanic / Male

SBE-CONSTRUCTION BREAKDOWN (CONTINUED)

Subcontractor	Project	Original Contract Amount with Change Order	Amount Paid to Date	Demographic Data
Low Voltage Systems Inc	AA136 A	\$1,114,156.87	\$1,087,783.54	Hispanic / Male
AAP Construction Group	T072E-1	\$56,250.00	\$56,250.00	Hispanic / Male
Milestone Fire Protection	T072E-1	\$33,000.00	\$33,000.00	Hispanic / Male
OnAir Inc	T072E-1	\$23,900.00	\$23,900.00	Hispanic / Male
New Era Electric Inc	T072E-1	\$31,280.00	\$31,280.00	Hispanic / Male



EL-E-CONSTRUCTION BREAKDOWN (CONTINUED)

Subcontractor	Project	Original Contract Amount with Change Order	Amount Paid to Date	Demographic Data
Clearview Electric Inc	T072B-3	\$720,000.00	\$502,454.46	African American / Male
Conbuild LLC	X116A Ph IV	\$173,298.24	\$157,001.46	Hispanic / Male
Chavez South Florida	X116A Ph IV	\$68,216.31	\$67,927.68	Hispanic / Male
Delka Innovo Group	X116A Ph IV	\$15,985.61	\$15,186.33	Hispanic / Male
Kesoki Painting LLC	X116A Ph IV	\$7,050.00	\$6,351.72	Hispanic / Female

SBE-CONSTRUCTION BREAKDOWN (CONTINUED)

Subcontractor	Project	Original Contract Amount with Change Order	Amount Paid to Date	Demographic Data
C. J. Fire Protection	X116A Ph IV	\$12,000.00	\$10,925.00	African American / Male
RCR Plumbing Services	X116A Ph IV	\$55,061.88	\$52,308.79	Hispanic / Male
Thevenin Enterprises	X116A Ph IV	\$15,879.00	\$14,705.05	Hispanic / Male
Jador International Corp	X116A Ph IV	\$38,745.00	\$36,819.16	African American / Female
Commercial Interior Contractors	X116A Ph IV	\$85,271.49	\$80,532.92	Hispanic / Female

SBE-CONSTRUCTION BREAKDOWN (CONTINUED)

Subcontractor	Project	Original Contract Amount with Change Order	Amount Paid to Date	Demographic Data
Epic Consultant Inc	D105C-1A	\$1,378,808.00	\$1,174,124.47	Hispanic / Male
Epic Consultant Inc	D105C-1A	\$278,433.40	\$111,285.85	Hispanic / Male
Massu Infrastructure Coatings, LLC	D105C-1A	\$25,979.00	\$3,099.85	Hispanic / Male
Thevenin Enterprises	D105C-1A	\$1,462,562.00	\$244,957.50	Hispanic / Male
Ruben Electric Technology	SAO 7/11	\$32,346.54	\$32,346.54	Hispanic / Male

SBE-CONSTRUCTION BREAKDOWN (CONTINUED)

Subcontractor	Project	Original Contract Amount with Change Order	Amount Paid to Date	Demographic Data
Ohana Construction Group	SAO 7/11	\$18,500.00	\$17,100.00	Hispanic / Male
Milestone Fire Protection LLC	SAO 7/11	\$2,680.00	\$2,0710.00	Hispanic / Male
Delka Innovo Group	U023A	\$69,788.43	\$5,700.00	Hispanic / Male
Gamma Air System Inc	U023A	\$498,000.00	\$41,743.00	Hispanic / Male
Ruben Electric Technology	U023A	\$42,215.00	\$4,455.55	Hispanic / Male

SBE-CONSTRUCTION BREAKDOWN (CONTINUED)

Subcontractor	Project	Original Contract Amount with Change Order	Amount Paid to Date	Demographic Data
C L Elias Construction Inc	AC007A	\$75,257.52	\$60,563.42	Caucasian/ Female
Paradise Construction Corp	AC007A	\$77,591.82	\$73,712.24	Hispanic / Male
C L Elias Construction Inc	AC007A	\$35,894.00	\$25,751.05	Caucasian/ Female
Delka Innovo Group	AC007A	\$34,808.20	\$24,198.40	Hispanic / Male
Delka Innovo Group	AC007A	\$22,000.00	\$20,900.00	Hispanic / Male

SBE-CONSTRUCTION BREAKDOWN (CONTINUED)

Subcontractor	Project	Original Contract Amount with Change Order	Amount Paid to Date	Demographic Data
Milestone Fire Protection	AC007A	\$58,000.00	\$55,100.00	Hispanic / Male
Gamma Air System Inc	AC007A	\$67,851.54	\$64,458.96	Hispanic / Male
MGA Electric Inc	AC007A	\$176,475.10	\$160,811.36	African American/ Male
Ohana Construction Group	AB050A	\$1,400,000.00	\$1,308,624.99	Hispanic / Male
Milestone Fire Protection	AB050A	\$43,300.00	\$41,135.28	Hispanic / Male

SBE-CONSTRUCTION BREAKDOWN (CONTINUED)

Subcontractor	Project	Original Contract Amount with Change Order	Amount Paid to Date	Demographic Data
JCR Mechanical Contractor Inc	AB050A	\$53,211.26	\$44,186.88	Hispanic / Male
OnAir Inc	AB050A	\$108,800.00	\$103,360.00	Hispanic / Male
New Era Electric Inc	AB050A	\$395,580.00	\$356,717.40	Hispanic / Male
Delka Innovo Group	AC007A	\$30,583.00	\$24,778.85	Hispanic / Male
CL Elias Construction	BA029A	\$100,913.00	\$0.00	Caucasian/ Female

SBE-CONSTRUCTION BREAKDOWN (CONTINUED)

Subcontractor	Project	Original Contract Amount with Change Order	Amount Paid to Date	Demographic Data
Paradise Awning Corporate	BA029A	\$163,000.00	\$0.00	Hispanic / Male
Ruben Electric Technology	BA029A	\$62,900.00	\$0.00	Hispanic / Male
JCR Mechanical Contractors	YU010F-7.2	\$25,240.00	\$0.00	Hispanic / Male
Flietes Construction Groups Inc.	YU010F-7.2	\$37,500.00	\$0.00	Hispanic / Male
Ruben Electrical Technology	YU010F-7.2	\$33,916.00	\$0.00	Hispanic / Male

SBE-CONSTRUCTION BREAKDOWN (CONTINUED)

Subcontractor	Project	Original Contract Amount with Change Order	Amount Paid to Date	Demographic Data
Delka Innovo Group	AC007B	\$66,100.00	\$0.00	Hispanic / Male
JJAS Door Installations, Inc.	AC007B	\$16,309.00	\$0.00	Hispanic / Female
Delka Innovo Group	AC007B	\$45,100.00	\$0.00	Hispanic / Male
D Torr General Contractor Inc.	AC007B	\$33,539.85	\$0.00	Hispanic / Male
JCR Mechanical	AC007B	\$19,431.55	\$0.00	Hispanic / Male

SBE-CONSTRUCTION BREAKDOWN (CONTINUED)

Subcontractor	Project	Original Contract Amount with Change Order	Amount Paid to Date	Demographic Data
D Torr General Contractor Inc.	AC007B	\$11,055.77	\$0.00	Hispanic / Male
Milestone Fire Protection	AC007B	\$56,200.00	\$0.00	Hispanic / Female
OnAir Inc.	AC007B	\$34,800.00	\$0.00	Hispanic / Male
Jador International	AC007B	\$169,970.68	\$0.00	African American / Female

SBE-CONSTRUCTION BREAKDOWN (CONTINUED)

Subcontractor	Project	Original Contract Amount with Change Order (Dollar Amount & Percent SBE Projected to Earn)	Amount Paid to Date (Dollar Amount & Percent Paid to Date)	Demographic Data

Total \$ contracted SBE-C's	Total % contracted SBE-C's	Total \$ paid-to-date SBE-C's	Total % paid-to-date SBE-C's
\$15,947,155.98	93.3 %	\$ 11,479,455.45	83.3%

SBE- GOODS AND SERVICES BREAKDOWN

Subcontractor	Project	Original Contract Amount with Change Order (Dollar Amount & Percent SBE Projected to Earn)	Amount Paid to Date (Dollar Amount & Percent Paid to Date)	Demographic Data
Ginley Lawn Service & Landscaping	AB050A	\$323,600.00	\$164,484.65	Hispanic / Male

Total \$ contracted SBE-G&S	Total % contracted SBE-G&S	Total \$ paid-to-date SBE-G&S	Total % paid-to-date SBE-G&S
\$323,600.00	5.0 %	\$164,484.65	7.9%

SBE-CONSTRUCTION DEMOGRAPHIC DATA

TOTAL NUMBER OF FIRMS: 32

4 African-American Male -
owned
(12.0% of SBE-C)
\$1,197,510.83

1 African-American Female
owned
(3.00% of SBE-C)
\$206,789.84

17 Hispanic Male owned
(58.0% of SBE-C)
\$13,097,665.31

8 Hispanic Female owned
(24.0% of SBE-C)
\$2,678,937.90

1 Caucasian Female
owned
(3.0% of SBE-C)
\$238,079.00

9 Woman-owned
(28.0% of SBE-C)
\$2,885,727.74

SBE-GOODS AND SERVICES DEMOGRAPHIC DATA

TOTAL NUMBER OF FIRMS: 1

1 Hispanic Male owned
(100.0% of SBE-G & S)
\$323,600.00

SBE QUALIFIER BREAKDOWN (LIST ALL FIRMS)

Subcontractor	Project	Original Contract Amount with Change Order	Amount Paid to Date	Demographic Data
MCO Construction & Services Inc	MCC-9-18	\$1,090,566.38	\$959,036.34	African American/ Female
Gamax Consulting	MCC-9-18	\$698,536.32	\$335,168.96	Hispanic/ Female
SBE Qualifier Total:		\$1,789,102.70	\$1,294,205.30	

Total \$ contracted SBE Qualifier	Total % contracted SBE Qualifier
\$1,789,102.70	30.8 %

Total \$ paid-to-date SBE Qualifier	Total % paid-to-date SBE Qualifier
\$1,294,205.30	24.2 %

SBE QUALIFIER DEMOGRAPHIC DATA

TOTAL NUMBER OF FIRMS: 2

1 African-American owned
(50.0% of SBE)
\$1,090,566.38

1 Hispanic owned
(50.0% of SBE)
\$698,536.32

0 Caucasian owned
(0.0% of SBE)

2 Woman-owned
(100.0% of SBE)
\$1,789,102.70

DBE PROJECT INFORMATION TO-DATE

Total dollar value of all awarded (Award Amount):	Total dollar value of Cost of Work:	Total dollar value contracted to DBE's to- date:
\$6,282,887.89	\$5,223,402.11	\$4,695,426.00
Total dollar value of payment received by MCM (Paid Amount) :	Total number of GMP's:	Total number of packages DBE's contracted to date:
\$617,798.07	0	2
Total percentage contracted all DBE's to-date: 74.7% (Total dollar value contracted to DBE's divided by total dollar value cost of work equals DBE percentage)		

DBE CONSTRUCTION BREAKDOWN (LIST ALL FIRMS)

Subcontractor	Project	Original Contract Amount with Change Order	Amount Paid to Date	Demographic Data
MAC 195 Engineering – (54% DBE Goal)	Y145A	\$824,000.00	\$592,040.51	Hispanic/ Male
Conbuild, LLC – (44% DBE Goal)	V008F-2	\$3,871,426.00	\$0.00	Hispanic/ Male
DBE Participation Total:		\$4,695,426.00	\$473,964.12	

Total \$ contracted DBE Participation	Total % contracted DBE
\$4,695,426.00	74.7 %

Total \$ paid-to-date DBE Participation	Total % paid-to-date DBE
\$592,040.51	76.7 %

THANK YOU

Miscellaneous Construction Contract

MCC-9-18

(Monthly Reports)

SBE-C Monthly Report

October 30, 2024

Project #	Project Name	Prime	Contractors	Start Date	Contract Award	Awarded to Subs	Amount Paid to GC	Amount Paid to All Subs	SBE-C Part.	% Complete
MCC-9-18	Key Management Staff - Period 1/24/22 - 9/30/22	MCM		1/24/22	\$ 5,816,280.91		\$ 5,347,021.49			
	- 18% SBE Qualifier	17.9%	MCO Construction & Services	1/24/22		\$ 1,090,566.38		\$ 959,036.34	18.8%	87.94%
	- 4% SBE Qualifier	6.3%	Gamax Consulting	1/24/22		\$ 698,536.32		\$ 335,168.96	12.0%	47.98%
	Total Construction Management	24.2%			\$ 5,816,280.91	\$ 1,789,102.70	\$ 5,347,021.49	\$ 1,294,205.30	30.8%	91.93%
	MIA-Quick Response Project Order	MCM		SAO #	\$ 672,499.08		\$ 671,270.76			
SAO 1/5/10	MIA - Building 3030 Office Remodel "D" Wing Phase II Y128A			5/19/22	\$ 290,764.31		\$ 290,764.31		80.5%	100.00%
			Clearview Electric Inc.			\$ 141,468.65		\$ 141,468.65	48.7%	100.00%
			Delka Innovo Group Inc.			\$ 73,681.29		\$ 73,681.29	25.3%	100.00%
			L & Y Fire LLC			\$ 8,575.00		\$ 8,575.00	2.9%	100.00%
			ONAIR Inc,			\$ 10,200.00		\$ 10,200.00	3.5%	100.00%
	FOR COST OF WORK ONLY NOT SBE-C		Honeywell			\$ 14,597.00		\$ 11,575.48		79.30%
SAO 2/6/9	MIA Conc. E - F Life Safety Updates - MCC-W064A	MCM		6/16/22	\$ 134,768.30		\$ 134,768.30		86.4%	100.00%
			Clearview Electric Inc.			\$ 33,080.72		\$ 33,080.72	24.5%	100.00%
			Massu Infrastructure Coating LLC			\$ 3,884.00		\$ 3,884.00	2.9%	100.00%
			Milestone Fire Protection LLC			\$ 79,536.41		\$ 79,536.41	59.0%	100.00%
	FOR COST OF WORK ONLY NOT SBE-C		Honeywell			\$ 6,834.00		\$ 6,834.00		100.00%
SAO 3	MIA Cc F Millwork Demolition /Removal/Install New Transformer - MCC-V008F	MCM		6/17/22	\$ 69,661.81		\$ 69,661.81		91.52%	100.00%
			C L Elias Construction Inc.			\$ 27,592.00		\$ 27,592.00	39.61%	100.00%
			Clearview Electric Inc.			\$ 36,160.00		\$ 36,160.00	51.91%	100.00%
SAO 4/8	MIA - Satl E Mech & Elect. Equip Replacement Group #1 AHU \$5 & #6 Ramp Level (Old Airside Ops Breakroom) MCC-U010F-5	MCM		9/7/22	\$ 160,154.73		\$ 160,154.73		91.5%	100.00%
			Paradise Construction			\$ 48,725.00		\$ 48,725.00	30.4%	100.00%
			Ameradrain Plumbing Corp			\$ 17,257.00		\$ 17,257.00	10.8%	100.00%
			ONAIR Inc,			\$ 63,650.00		\$ 63,650.00	39.7%	100.00%
			MGA Electric Inc			\$ 16,866.46		\$ 16,866.46	10.5%	100.00%
SAO 7	Bldg. 5A -Electrical Work 2nd Floor	MCM		3/29/23	\$ 17,149.93		\$ 15,921.61		100.0%	92.84%
			Ruben Electric Technology Inc.			\$ 15,695.00		\$ 15,695.00	100.0%	100.00%
SAO 11	Bldg. 5A -Electrical Work 2nd Floor	MCM		3/29/23	\$ 36,513.66		\$ 30,474.47		33.5%	83.46%
			Ruben Electric Technology Inc.			\$ 12,236.00		\$ 12,236.00	33.5%	100.00%
			Ohana Construction Group			\$ 18,500.00		\$ 17,100.00	50.7%	92.43%
			Milestone Fire Protection LLC			\$ 2,680.00		\$ 2,071.00	7.3%	77.28%
SAO 12	Bldg. 5A -Electrical Work 2nd Floor	MCM			\$ 3,536.74		\$ 3,357.90		0.0%	94.94%
			Honeywell			\$ 3,200.00		\$ 3,040.00		90.53%

SBE-C Monthly Report

October 30, 2024

Project #	Project Name	Prime	Contractors	Start Date	Contract Award	Awarded to Subs	Amount Paid to GC	Amount Paid to All Subs	SBE-C Part.	% Complete
AA046A	MIA - Cc E & Satellite E 3rd FI APM Platform Annunciation System	MCM		8/22/22	\$ 213,131.45		\$ 213,131.45		90.7%	100.00%
			Delka Innovo Group Inc.			\$ 28,255.00		\$ 28,255.00	13.3%	100.00%
			MAC 195 Engineering			\$ 165,000.00		\$ 165,000.00	77.4%	100.00%
AA126A-2	MIA - NTD AA Ramp Level Restroom	MCM		10/7/22	\$ 2,463,518.95		\$ 2,074,269.42		82.9%	84.20%
			Ohana Construction Group			\$ 389,044.78		\$ 342,392.54	15.8%	88.01%
			Conbuild LLC - Pkg B			\$ 252,204.35		\$ 205,797.88	10.2%	81.60%
			Conbuild LLC - Pkg C			\$ 134,456.00		\$ 110,775.71	5.5%	82.39%
			Delka Innovo Group Inc.			\$ 47,017.97		\$ 42,204.00	1.9%	89.76%
			Paradise Construction			\$ 164,082.87		\$ 152,318.72	6.7%	92.83%
			Massu Infrastructure Coating LLC			\$ 42,153.00		\$ 35,524.30	1.7%	84.27%
	FOR COST OF WORK ONLY NOT SBE-C		Stonehard			\$ 37,758.00		\$ 26,845.10	0.0%	71.10%
			Green Engineering & Const			\$ 183,157.60		\$ 171,501.03	7.4%	93.64%
			C. J. Fire Protection			\$ 68,000.00		\$ 62,557.50	2.8%	92.00%
			People's Plumbing & Mech			\$ 409,102.00		\$ 333,588.93	16.6%	81.54%
			ONAIR Inc.			\$ 95,412.40		\$ 86,699.28	3.9%	90.87%
			Thevenin Enterprises, Inc			\$ 256,700.00		\$ 228,484.66	10.4%	89.01%
	FOR COST OF WORK ONLY NOT SBE-C		Honeywell			\$ 62,216.00		\$ 57,935.82	0.0%	93.12%
AA126A-1	MIA - NTD AA Ramp Level Restroom	MCM		10/24/22	\$ 2,164,744.52		\$ 1,505,545.82		78.7%	69.55%
			Delka Innova Group PkgA			\$ 389,822.79		\$ 344,132.19	18.0%	88.28%
			Delka Innova Group PkgB			\$ 226,339.92		\$ 176,557.50	10.5%	78.01%
			Delka Innova Group PkgC			\$ 43,425.10		\$ 31,986.50	2.0%	73.66%
			Paradise Construction Corp.			\$ 178,680.00		\$ 113,031.00	8.3%	63.26%
			Massu Infrastructure Coating			\$ 24,819.00		\$ 14,838.05	1.1%	59.79%
	FOR COST OF WORK ONLY NOT SBE-C		Stonhard			\$ 65,048.00		\$ 50,870.60	0.0%	78.20%
			Commercial Interior Contractor			\$ 43,803.13		\$ 25,641.57	0.0%	58.54%
			Milestone Fire Protection LLC			\$ 38,963.67		\$ 24,711.72	1.8%	63.42%
			Mag Construction Inc			\$ 448,000.54		\$ 333,020.75	20.7%	74.33%
			ONAIR Inc.			\$ 73,000.00		\$ 41,788.13	3.4%	57.24%
			Thevenin Enterprises, Inc			\$ 279,650.00		\$ 195,566.50	12.9%	69.93%
	FOR COST OF WORK ONLY NOT SBE-C		Honeywell			\$ 20,836.60		\$ 15,269.59	0.0%	
AA126A-3	MIA - NTD AA Ramp Level Restroom	MCM		10/24/22	\$ 2,064,959.07		\$ 1,674,488.33		75.9%	81.09%
			Delka Innovo Group PkgA			\$ 424,058.85		\$ 435,843.74	18.8%	102.78%
			Paradise Construction Corp.			\$ 93,588.62		\$ 45,589.19	4.1%	48.71%
			Delka Innovo Group PkgC			\$ 15,000.00		\$ 9,994.00	0.7%	66.63%
			Epic Consultants Inc			\$ 155,001.00		\$ 136,803.23	6.9%	88.26%
			Delka Innovo Group PkgE			\$ 20,680.00		\$ 21,292.22	0.9%	102.96%

SBE-C Monthly Report

October 30, 2024

Project #	Project Name	Prime	Contractors	Start Date	Contract Award	Awarded to Subs	Amount Paid to GC	Amount Paid to All Subs	SBE-C Part.	% Complete
	FOR COST OF WORK ONLY NOT SBE-C		Stonhard			\$ 84,898.00		\$ 77,803.10	0.0%	91.64%
			Milestone Fire Protection LLC			\$ 62,800.00		\$ 28,025.00	2.8%	44.63%
			People's Plumbing & Mech			\$ 587,048.71		\$ 526,100.89	26.0%	89.62%
			Gamma Air System Inc			\$ 51,700.00		\$ 43,415.00	2.5%	83.97%
			Thevenin Enterprise Inc			\$ 272,488.13		\$ 227,763.88	13.2%	83.59%
	FOR COST OF WORK ONLY NOT SBE-C		Honeywell			\$ 14,466.00		\$ 16,035.98	0.0%	110.85%
AA136A	MIA - Baggage Claim Security Cameras	MCM		2/14/23	\$ 1,879,243.17		\$ 1,804,479.94		59.3%	96.02%
			Low Voltage System Inc		*	\$ 1,114,156.87		\$ 1,087,783.54	59.3%	97.63%
			Certified Professional Network			\$ 510,656.53		\$ 558,415.45	0.0%	
T072E-1	MIA - CBP Offices At Concourse E 3rd FL	MCM			\$ 165,757.21		\$ 165,757.21			100.00%
			AAP Construction			\$ 56,250.00		\$ 56,250.00	33.9%	100.00%
			Milestone Fire Protection LLC			\$ 33,000.00		\$ 33,000.00	19.9%	100.00%
			OnAir Inc			\$ 23,900.00		\$ 23,900.00	14.4%	100.00%
			New Era Electric Inc			\$ 31,280.00		\$ 31,280.00	18.9%	100.00%
			Honeywell			\$ 5,564.00		\$ 5,564.00	0.0%	
T072B-3	MIA - Lower Cc E - 400HZ Generator Upgrade	MCM			\$ 867,203.05		\$ 550,747.09		84.0%	63.51%
			Clearview			\$728,288.21		\$ 502,454.46	84.0%	68.99%
X116A Ph IV	MIA - MIA - Cc H Restroom Renovation Phase IV	MCM			\$ 1,029,207.22		\$ 513,368.45		45.8%	49.88%
			Conbuild LLC			\$ 173,298.24		\$ 157,001.35	16.8%	90.60%
			Chavez South Florida Interiors			\$ 68,216.31		\$ 67,927.68	6.6%	99.58%
			Delka Innovo Group			\$ 15,985.61		\$ 15,186.33	1.6%	95.00%
			Kesoki Painting LLC			\$ 7,050.75		\$ 6,351.72	0.7%	90.09%
			C.J. Fire Protection			\$ 12,000.00		\$ 10,925.00	1.2%	91.04%
			RCR Plumbing Services			\$ 55,061.88		\$ 52,308.79	5.3%	95.00%
			Thevenin Enterprises			\$ 15,879.00		\$ 14,705.05	1.5%	92.61%
			Jador International Corp			\$ 38,745.00		\$ 36,819.16	3.8%	95.03%
			Commercial Interior Contractors			\$ 85,271.49		\$ 80,532.92	8.3%	94.44%
			Honeywell			\$ 2,637.20		\$ 2,893.58	0%	
D105C- IA	MIA - Dolphin - Flamingo Parking Garage 40Yr	MCM			\$ 3,578,751.53		\$ 1,680,264.34			46.95%
			Epic Consultants Inc			\$ 1,378,808.00		\$ 1,174,124.47	38.5%	85.16%
			Epic Consultants Inc			\$ 278,433.40		\$ 111,285.85	7.8%	39.97%
			Massu Infrastructure Coatings, LLC			\$ 25,979.00		\$ 3,099.85	0.7%	11.93%
			Thevenin Enterprises, Inc.			\$ 1,462,562.00		\$ 244,957.50		16.75%

SBE-C Monthly Report

October 30, 2024

Project #	Project Name	Prime	Contractors	Start Date	Contract Award	Awarded to Subs	Amount Paid to GC	Amount Paid to All Subs	SBE-C Part.	% Complete
U023A	MIA -South Terminal Smoke Evauation Modification	MCM		9/19/23	\$ 895,968.29		\$ 100,983.02			11.27%
			Delka Innovo Group			\$ 69,788.43		\$ 5,700.00	7.8%	8.17%
			Gamma Air System Inc			\$ 498,000.00		\$ 41,743.00	55.6%	8.38%
			Ruben Electric Technology			\$ 42,215.00		\$ 4,455.55	4.7%	10.55%
			Honeywell			\$ 159,179.32		\$ 40,517.50		25.45%
AC007A	MIA -Bldg 3030 1st FI D-Wing Tenant Relocation	MCM			\$ 678,951.68		\$ 604,791.95			89.08%
			C L Elias Construction Inc.			\$ 75,257.52		\$ 60,563.42	11.1%	80.47%
			Delka Innovo Group			\$ 30,583.00		\$ 24,778.85	4.5%	81.02%
			Paradise Construction Corp.			\$ 77,591.82		\$ 73,712.24	11.4%	95.00%
			C L Elias Construction Inc.			\$ 35,894.00		\$ 25,721.05	5.3%	71.66%
			Delka Innovo Group			\$ 34,808.20		\$ 24,198.40	5.1%	69.52%
			Delka Innovo Group			\$ 22,000.00		\$ 20,900.00	3.2%	95.00%
			Milestone Fire Protection LLC			\$ 58,000.00		\$ 55,100.00	8.5%	95.00%
			Gamma Air System Inc			\$ 67,851.54		\$ 64,458.96	10.0%	95.00%
			MGA Electric Inc			\$ 176,475.10		\$ 160,811.36	26.0%	91.12%
	FOR COST OF WORK ONLY NOT SBE-C		Honeywell			\$ 14,572.00		\$ 17,069.02		117.14%
	FOR COST OF WORK ONLY NOT SBE-C		Matrix			\$ 3,183.00				0.00%
AB050A	MIA -Bldg 3050 Demolition - STE Enabling	MCM		11/20/23	\$ 2,504,773.40		\$ 2,187,622.53			87.34%
			Ohana Construction Group			\$ 1,400,000.00		\$ 1,308,624.99	55.9%	93.47%
			Milestone Fire Protection LLC			\$ 43,300.00		\$ 41,135.00	1.7%	95.00%
			JCR Mechanical Contractor Inc			\$ 53,211.26		\$ 44,186.88	2.1%	83.04%
			OnAir Inc			\$ 108,800.00		\$ 103,360.00	4.3%	95.00%
			New Era Electric Inc			\$ 395,580.00		\$ 356,717.40	15.8%	90.18%
			Cross Enviromental Services			\$ 32,200.00		\$ 1,900.00		5.90%
BA029A	MIA -Marketplace Air Vitrines	MCM		7/31/24	\$ 426,784.49		\$ -			0.00%
			C L Elias Construction Inc.			\$ 100,913.00			23.6%	0.00%
			Paradise Awning Corporation			\$ 163,000.00			38.2%	0.00%
			Ruben Electric Technology			\$ 62,900.00			14.7%	0.00%
			Honeywell			\$ 6,200.00				0.00%
YU010F-7.2	MIA - ADA Ramp Level Elevator Vestibule	MCM			\$ 199,993.36		\$ -			0.00%
			JCR Mechanical Contractors			\$ 25,240.00				0.00%
			Flietes Construction Group, Inc			\$ 37,500.00				0.00%
			Ruben Electrical Technology, Inc.			\$ 33,916.00				0.00%
			Honeywell			\$ 7,400.00				0.00%

SBE-C Monthly Report

October 30, 2024

Project #	Project Name	Prime	Contractors	Start Date	Contract Award	Awarded to Subs	Amount Paid to GC	Amount Paid to All Subs	SBE-C Part.	% Complete
			Certified Professional Network			\$ 4,165.24				0.00%
			Matrix			\$ 13,418.83				0.00%
			Dash Doors			\$ 42,695.00				0.00%
AC007B	MIA - Building 3030 SITA Demolition & Renovations	MCM			\$ 702,756.84		\$ -			0.00%
			Delka Innovo Group			\$ 66,100.00				0.00%
			JJAS Door Installations, Inc			\$ 16,309.00				0.00%
			Delka Innovo Group			\$ 45,100.00				0.00%
			D Torr General Contractors Inc.			\$ 33,539.85				0.00%
			JCR Mechanical			\$ 19,431.55				0.00%
			D Torr General Contractors Inc.			\$ 11,055.77				0.00%
			Milestone Fire Protection			\$ 56,200.00				0.00%
			OnAir Inc.			\$ 34,800.00				0.00%
			Jador International			\$ 169,970.68				0.00%
			Honeywell			\$ 19,342.00				0.00%
			Matrix			\$ 10,739.60				0.00%
	Subtotal (SBE/C Construction Trade Set-Aside)				\$ 15,942,740.44	\$ 15,942,740.44	\$ 13,780,552.68	\$ 11,475,039.91	100.0%	86.4%
	TOTAL CONSTRUCTION CONTRACT				\$ 20,548,293.71	\$ 17,084,546.76	\$ 13,780,552.68	\$ 12,367,609.13	77.6%	67.1%
PROJECTS WITH GOODS AND SERVICES GOALS										
Project #	Project Name	Prime	Contractors	Start Date	Contract Award	Awarded to Subs	Amount Paid to GC	Amount Paid to All Subs	SBE-C Part.	% Complete
AB050A	MIA -Bldg 3050 Demolition - STE Enabling	MCM		11/20/23	\$ 322,000.00		\$ 164,484.65			51.08%
	- 5% SBE - G&S		Ginley Lawn Service & Landscaping			\$ 323,600.00		\$ 164,484.65		50.83%
	Subtotal (SBE/G & S Trade Set-Aside)				\$ 322,000.00	\$ 323,600.00	\$ 164,484.65	\$ 164,484.65	7.0%	51.1%
	TOTAL GOODS & SERVICES CONTRACT				\$ 322,000.00	\$ 323,600.00	\$ 164,484.65	\$ 164,484.65	100.5%	51.1%
PROJECT WITH DBE GOALS										
Project #	Project Name	Prime	Contractors	Start Date	Contract Award	DBE Awarded to Subs	Amount Paid to GC	Amount Paid to All Subs	DBE Part.	% Complete
Y145A	MIA -Homestead General Aviation Dept Security Fence Gates				\$ 1,303,373.84		\$ 702,706.00			53.91%
			MAC 195 Engineering			\$ 824,000.00		\$ 665,473.23		80.76%
			Matrix			\$ 149,894.21		\$ 4,271.99		2.85%
			Certified Professional Network			\$ 108,853.70		\$ 89,733.05		82.43%

Project #	Project Name	Prime	Contractors	Start Date	Contract Award	Awarded to Subs	Amount Paid to GC	Amount Paid to All Subs	SBE-C Part.	% Complete
V008F-2	MIA -Cc F Refurbishment - Checkpoint Relocation-Finishes	MCM		7/31/24	\$ 4,979,514.05		\$ -			0.00%
			Conbuild, LLC			\$ 3,871,426.00			78%	
			Matrix			\$ 43,053.00				
			Honeywell			\$ 19,200.00				
			Dashdoor & Glass			\$ 150,800.00				
			Certified Professional Network			\$ 56,175.20				
	TOTAL DBE PARTICIPATION				\$ 6,282,887.89	\$ 4,695,426.00	\$ 702,706.00	\$ 665,473.23	74.7%	11.2%

**Design, Build, Finance, Operate, Maintain
Civil and Probate Courthouse
(Plenary Justice Miami LLC)**

MIAMI-DADE COUNTY NEW CIVIL AND PROBATE COURTHOUSE

SBE ADVISORY BOARD MEETING
January 27th , 2025

Tutor Perini
CORPORATION



Partial Project Team

Armando Perez
Estimating Manager
786-734-2539
armando.perez@tutorperini.com


Hank Sturges
Project Manager
561-419-1541
hank.sturges@tutorperini.com

Mark Makary
Senior Vice President
Chief Estimator
978-618-6422
mark.makary@tutorperini.com

Overall Contract Scope of Work

Notice to proceed date : January 24th, 2020
PROJECTED END DATE : January 31th, 2025

- Overall contract scope of work: New courthouse building, 24 stories high. Scope consists of site work, building shell, building envelope, interiors, furniture, fixtures and equipment, mechanical systems, life safety systems, electrical systems, security, and access control.
- Project close to completion. Building envelope completed, interior fit outs nearing completion of FF&E items . Mechanical, electrical and life systems undergoing testing. Sitework including landscaping scheduled to be completed by January 31, 2025. Final inspections and sign-offs expected during March of 2025.
- The SBE Goal for this project is 13.11% SBE-Construction category only.



PROJECT INFORMATION TO-DATE

Total dollar value of all awarded GMP's (Award Amount): \$262,767,000.00	Total dollar value of Cost of Work: \$174,566,214.00	Total dollar value contracted or committed to SBE's to-date (all GMP's): \$38,639,746.70
Total dollar value of payment received by Tutor Perini Corporation (Paid Amount) : \$234,992,538.46	Total number of GMP's: 13	Total number of SBE's contracted or committed to date (all GMP's): 9
Total percentage contracted all SBE's to-date: 22.13%		
(Total dollar value contracted to SBE's divided by total dollar value cost of work equals SBE percentage)		

SBE BREAKOUT TO DATE

Total \$ contracted SBE-C's \$38,639,746.70	Total % contracted SBE-C's 22.13%	Total \$ paid-to-date SBE-C's \$35,734,618.85	Total % paid-to-date of the commitment to SBE-C's 92.48%
Total \$ contracted SBE-G/S N/A	Total % contracted SBE-G/S N/A	Total \$ paid-to-date SBE-G/S N/A	Total % paid-to-date SBE-G/S N/A
Total \$ contracted Mentor Protégé N/A	Total % contracted Mentor Protégé N/A	Total \$ paid-to-date Mentor Protégé N/A	Total % paid-to-date Mentor Protégé N/A

SBE – CONSTRUCTION BREAKDOWN

Subcontractor	Project	Original Contract Amount with Change Order	Amount Paid to Date	Demographic Data
Titan Construction Group, Inc.	RFP-00953	\$1,785,227.93	\$1,785,227.93	African American
Trojan Builders Inc.	RFP-00953	\$14,600,000.00	\$12,872,433.33	Caucasian
TRU-PROOF INC. (Installation labor sub-sub)	RFP-00953	\$4,244,987.47	\$4,244,987.47	Hispanic
Low Voltage Systems, Inc.	RFP-00953	\$5,236,366.31	\$4,540,377.69	Hispanic
Jorin Construction Mgmt (Installation labor sub-sub)	RFP-00953	\$5,364,132.78	\$5,364,132.78	Hispanic
John Bell Construction	RFP-00953	\$4,360,212.58	\$4,251,207.27	Hispanic
Hodges Erectors	RFP-00953	\$701,423.44	\$660,652.88	Hispanic
Commercial Interior Contractors	RFP-00953	\$2,334,396.19	\$2,002,599.50	Woman
R&G Engineering	RFP-00953	\$13,000.00	\$13,000.00	Hispanic
Total \$ contracted SBE-C's	Total % contracted SBE-C's	Total \$ paid-to-date SBE-C's	Total % paid-to-date of the commitment to SBE-C's	
\$38,639,746.70	22.13%	\$35,734,618.85	92.48%	

6 Hispanic-owned (67% of SBE-C) \$19,074,358.09 (53% of Paid to Date)	1 African-American owned (11% of SBE-C) \$1,785,227.93 (5% of Paid to Date)	1 Caucasian owned (11% of SBE-C) \$12,872,433.33 (36% of Paid to Date)	1 Woman owned (11% of SBE-C) \$2,002,599.50 (6% of Paid to Date)
--	--	---	---

• TOTAL NUMBER OF FIRMS: 9

SBE – CONSTRUCTION DEMOGRAPHIC DATA
AMOUNTS PAID

ISSUE/CONCERN WITH SBES/SBE PROGRAM

- NONE

THANK YOU



MSC Cruise Terminal
(Fincantieri Infrastructure Florida)

FINCANTIERI INFRASTRUCTURE FLORIDA, INC.

PROJECT NAME : MSC CRUISE TERMINAL

PROJECT NO: 2017-001.01

CM SBE-C Advisory Board Update January 2025



Compliance Team

Roberto Curcuruto

roberto.curcuruto@fl.fcinfrastructure.com

Dawn Ahomed

dawn.ahomed@fl.fcinfrastructure.com

Deborah Ductant

deborah.ductant@fl.fcinfrastructure.com

CONTRACT SCOPE OF WORK

NOTICE TO PROCEED DATE : 09/01/2021
END DATE : 04/2025

As noted in the Project Worksheet, the project is comprised of:

A design-build project for a shared multi-vessel cruise terminal and parking garage complex to service three (3) cruise vessels simultaneously with a total capacity of up to 18,000 cruise passengers. The Project will also include the development of two new cruise berths (Berths 8 and 9) consisting of a new bulkhead wall system, mooring and wind bollards, fenders, supporting runways for four passenger boarding bridges, provisioning facilities to support Berths 8 and 9, and other site and waterside improvements and connection to PortMiami roadways.



Contract Goals:

SBE-A/E
14%

SBE-C
10.01%

SBE-G/S
2.2%

PROJECT INFORMATION TO-DATE

<p>Total value of all awarded Guarantee Maximum Price ("GMP") (Award Amount):</p> <p>Design-Build contract: €171,747,139.97 (SoG contract not eligible for SBE)</p>	<p>Total dollar value of Cost of Work:</p> <p>\$193,069,413</p>	<p>Total dollar value contracted to SBE's to date (all GMP's):</p> <p>\$50,921,777.22 (includes SBE G/S and SBE C)</p>
<p>Total value of payment received by Fincantieri:</p> <p>€155,168,627.75 (excludes SoG Values and change orders to DB)</p>	<p>Total number of GMP's (To Lump Sump):</p> <p>-</p>	<p>Total number of SBE's contracted to date:</p> <p>7</p>
<p>Total percentage contracted all SBE's to-date: 24.81% (Total dollar value contracted to SBE's divided by total dollar value cost of work equals SBE percentage)</p>		

SBE BREAKOUT TO-DATE

Total \$ contracted SBE-C's	Total % contracted SBE-C's	Total \$ paid-to-date SBE-C's	Total % paid-to-date SBE-C's
\$34,427,757.78	17.83%	\$31,472,318.82	91.41%
Total \$ contracted SBE-Services	Total % contracted SBE-Services	Total \$ paid-to-date SBE-Services	Total % paid-to-date SBE-Services
\$16,494,019.44	8.54%	\$12,776,447.70	83.07%

SBE-CONSTRUCTION BREAKDOWN

Subcontractor	Project	Contract Amount (with Change Orders)	Amount Paid to Date
Atlantic Coast Drilling, Inc. <small>*Hispanic-Male Owned Firm</small>	2017.001.01	\$507,205.00	\$507,205.02
Buildings-Bridges-Roadway-Group, LLC <small>*Hispanic-Male Owned Firm</small>	2017.001.01	\$600,000.00	\$414,214.70
Trojan Builders, Inc. <small>*Caucasian-Male Owned Firm</small>	2017.001.01	\$3,110,376.57	\$2,661,390.62
Quality Construction Performance, Inc. <small>*Hispanic-Male Owned Firm</small>	2017.001.01	\$22,920,402.35	\$20,863,728.14
The Structure Group, LLC <small>* Woman Owned Firm</small>	2017.001.01	\$7,289,773.86	\$7,025,780.34

Total \$ Contracted SBE-CON	Total % contracted SBE-CON
\$34,427,757.78	17.83%

Total \$ paid to date SBE-CON	Total % paid to date SBE-CON
\$31,472,318.82	91.41%

SBE-CONSTRUCTION DEMOGRAPHIC DATA

TOTAL NUMBER OF FIRMS: #5

#4 Hispanic-owned
(91.54%
or
\$28,810,928.20
of SBE-CON)

#0 African-American owned
(0% OF SBE-CON)

#1 Caucasian owned
(8.45%
or
\$2,661,390.62
OF SBE-CON)

#1 Woman-owned
(22.32%
or
\$7,025,780.34
OF SBE-CON)

This woman firm is also Hispanic and is
counted twice.

SBE-GOODS AND SERVICES BREAKDOWN

Subcontractor	Project	Contract Amount (with Change Orders)	Amount Paid to Date
Tom Graboski Associates, Inc. *Caucasian-Male Owned Firm **currently listed as a 1st Tier but will be amended to 2nd tier	2017.001.01	\$335,500.00	\$243,665.00
Paradise Awnings Corporation *Hispanic-Male Owned Firm	2017.001.01	\$ 16,158,519.44	\$13,758,005.00

Total \$ Contracted SBE-SERVICES	Total % contracted SBE-SERVICES
\$16,494,019.44	8.54%

Total \$ paid to date SBE-CON	Total % paid to date SBE-CON
\$14,001,670.00	84.88%

SBE-GOODS & SERVICES DEMOGRAPHIC DATA

TOTAL NUMBER OF FIRMS: #2

#1 Hispanic-owned
(98.09%
or
\$13,758,005.70
of SBE-G&S)

#0 African-American owned
(0% of SBE-G&S)

#1 Caucasian owned
(1.90% or \$243,665.00
of SBE-G&S)

#0 Woman-owned
(0% of SBE-G&S)

DEMOGRAPHIC DATA SBE #7

SBE FIRMS=TOTAL

Total Dollars Contract: \$50,921,777.22

#5-Hispanic-Owned

(93.23% or \$47,475,900.65 of SBE-CON and G&S)

#0-African-American-Owned

(0% or \$0 of SBE-CON and G&S)

#2-Caucasian-Owned

(6.76% or \$3,445,876.57 of SBE-CON and G&S)

#0-Asian-Owned

(0% of SBE-CON and G&S)

#1-Woman-Owned

(14.31% or \$7,289,773.86 of SBE-CON and G&S)

The woman firm is also Hispanic Owned and counted twice

ISSUE/CONCERN WITH SBEs/SBE PROGRAM

- None

THANK YOU

ED Expansion and Renovation

JACKSON HEALTH SYSTEM ED EXPANSION AND RENOVATION - PROJECT NO. & DTC EAST TOWER VERTICAL EXPANSION (SHELL) 4114973 & 4114974

CM SBE-C Advisory Board Update
January 2025

Project Team

Vincent Collins, III – Senior Project Manager
954.605.7688

Vincent.Collins@skanska.com

Curtis Kegler– Diversity Specialist
786.459.5138

Curtis.Kegler@skanska.com

Carlos Sanango – Project Manager (DTC)
954.218.6101

Carlos.SanangoDutan@skanska.com

Eduardo Pollo – Project Manager (ED EXP)
954.529.0362

Eduardo.Pollo@skanska.com

Frank Longo – VP Project Executive
904.237.0807

Frank.Longo@skanska.com

Robert Tyler – President (IGWT)
786.344.7469

rtyler@igwtconstructioninc.us



DTC EAST TOWER VERTICAL EXPANSION
OVERALL CONTRACT SCOPE OF WORK
NOTICE TO PROCEED DATE: 05.08.2023
DTC END DATE: OCTOBER 2024

- **Design Assist:** Preconstruction (CIP Concrete, Mechanical HVAC, Exterior Glazing, Precast, Electrical, and Fire Protection)
- **GMP 1:** Enabling Scopes (Site Prep, Structure, Envelope, MEP)
- **GMP 2:** Roofing, Doors/Hardware, Painting and Wallcoverings,
- **GMP 3:** Building Envelope and Finish Trade Scopes

ED EXPANSION & RENOVATION –
OVERALL CONTRACT SCOPE OF WORK
NOTICE TO PROCEED DATE: 05.08.2023
PROJECT END: JANUARY 2027

- **Design Assist:** Preconstruction (CIP Concrete, Mechanical HVAC, Exterior Glazing, Precast, Electrical, and Fire Protection)
- **GMP 1:** Enabling Scope (Utility Demolition, Selective Demolition, metal framing and drywall)
- **GMP 2:** Building Structure and Envelope; Sitework and Underground Utilities
- **GMP 3:** Interior Finishes and miscellaneous specialties
- **GMP 4:** EIFS & Exterior Wall framing Doors/Hardware, Expansion Joint, Casework
- **GMP 5:** Electrical Systems
- **GMP 6:** Interior Finishes, Hardscapes, and Landscape

Contract Goals:	Mentorship	SBE-C	SBE-G/S
	6.31%	32.77%	0.25%

PROJECT INFORMATION TO-DATE

Total dollar value of all awarded GMP's (Award Amount): \$163,888,859	Total dollar value of Cost of Work: \$120,103,000	Total dollar value contracted to SBE's to- date (all GMP's): \$37,503,174
Total dollar value of payment received (JHS Paid Amount) : \$50,411,165	Total number of GMP's: 9	Total number of SBE's contracted to date (all GMP's): 27
Total percentage contracted all SBE's to-date: 31% (Total dollar value contracted to SBE's divided by total dollar value cost of work equals SBE percentage)		

SBE BREAKOUT TO-DATE

Total \$ contracted SBE-C's \$37,464,058	Total % contracted SBE-C's 31%	Total \$ paid-to-date SBE-C's \$9,318,265	Total % paid-to-date SBE-C's 35%
Total \$ contracted SBE-G/S \$39,166	Total % contracted SBE-G/S 0.033%	Total \$ paid-to-date SBE-G/S \$38,600	Total % paid-to-date SBE-G/S 25%

SBE-CONSTRUCTION BREAKDOWN (LIST ALL FIRMS)

Firm	Tier	Project	Contract Amount	Paid to date	Diversity Data
C&I Construction and Design Inc	1 st	DTC Vertical Expansion	\$ 1,188,628	\$ 1,129,197	Hispanic American/Male
C&I Construction and Design Inc	1 st	ED Expansion & Renovation	\$ 536,264	\$ 488,725	Hispanic American/Male
C&I Construction and Design Inc	1 st	ED Expansion & Renovation	\$ 889,203	\$ 806,859	Hispanic American/Male
ECCS Florida LLC	1 st	DTC Vertical Expansion	\$ 887,905	\$ 587,226	Hispanic American/Male
Florida Power Quality Solutions Inc.	1 st	ED Expansion & Renovation	\$ 805,544	\$ 650,611	Hispanic American/Male
Gomez & Son Fencing Corp.	1 st	ED Expansion & Renovation	\$ 142,446	\$ 113,139	Hispanic American/Woman
HDZ Builders, Inc	1 st	DTC Vertical Expansion	\$ 461,988	\$ 401,419	Hispanic American/Male
HDZ Builders, Inc	1 st	ED Expansion & Renovation	\$ 162,428	\$ 149,303	Hispanic American/Male
Imperial Flooring Solutions	1 st	DTC Vertical Expansion	\$ 61,560	\$ 46,309	Hispanic American/Woman
Imperial Flooring Solutions	1 st	ED Expansion & Renovation	\$ 40,661	\$ 40,661	Hispanic American/Woman
JJAS Door Installations, Inc	1 st	ED Expansion & Renovation	\$ 71,498	\$ 50,612	Hispanic American/Woman
MAG Construction, Inc. dba The Plumbers	1 st	DTC Vertical Expansion	\$ 272,467	\$ 254,094	Hispanic American/Male
Merrick Industrial Management Corporation	1 st	DTC Vertical Expansion	\$ 1,168,338	\$ 1,104,178	Caucasian/Male
Massu Infrastructure Coatings LLC	1 st	ED Expansion & Renovation	\$ 44,059	\$ 26,846	Hispanic American/Male
Onair, Inc.	1 st	ED Expansion & Renovation	\$ 263,123	\$ 209,604	Hispanic American/Male
RCR Plumbing Services, Inc.	1 st	ED Expansion & Renovation	\$ 204,750	\$ 188,423	Hispanic American/Male

SBE-CONSTRUCTION BREAKDOWN (LIST ALL FIRMS)

Firm	Tier	Project	Contract Amount	Paid to date	Diversity Data
Trade Solutions, LLC dba Pronto Construction Developers	1 st	ED Expansion & Renovation	\$ 2,136,083	\$ 2,047,672	Hispanic American/Woman
Trade Solutions, LLC dba Pronto Construction Developers	1 st	ED Expansion & Renovation	\$ 2,603,267	\$ 1,208,722	Hispanic American/Woman
World of Frameless Glass, Inc	1 st	ED Expansion & Renovation	\$ 50,740	\$ 50,740	Hispanic American/Male
A-1 All Florida Painting Inc	1 st	DTC Vertical Expansion	\$ 137,371	\$ 95,163	Hispanic American/Male
Paradise Awnings Corporation	1 st	DTC Vertical Expansion	\$ 550,353	\$ 500,795	Hispanic American/Male
Bowhead Construction LLC	1 st	ED Expansion & Renovation	\$ 1,565,750	\$ 0	Hispanic American/Male
Integ Miami LLC	1 st	ED Expansion & Renovation	\$ 3,117,137	\$ 984,417	Hispanic American /Male
RCR Plumbing Services, Inc.	1 st	ED Expansion & Renovation	\$ 5,562,049	\$ 1,584,605	Hispanic American/Male
EM&G Firestopping & Life Safety	1 st	DTC Vertical Expansion	\$ 55,336	\$ 54,406	Hispanic American/Male
ECCS Florida LLC	1 st	ED Expansion & Renovation	\$ 4,558,391	\$ 0	Hispanic American/Male
HDZ Builders	1 st	ED Expansion & Renovation	\$ 250,000	\$ 0	Hispanic American/Male
Supreme Ceiling & Interior	1 st	ED Expansion & Renovation	\$ 2,016,141	\$ 0	African American/Male
Exclusive Surfaces	1 st	ED Expansion & Renovation	\$ 346,153	\$ 0	Hispanic American/Male
Arbor Electrical Service Inc	1 st	ED Expansion & Renovation	\$ 4,152,078	\$ 0	African American/Woman

SBE-CONSTRUCTION BREAKDOWN (LIST ALL FIRMS)

SBE-CONSTRUCTION DEMOGRAPHIC DATA
TOTAL NUMBER OF FIRMS: 22

20 Hispanic owned
SBE-C Firms
(72% or \$27,254,826)

2 African-American owned
SBE-C Firms
(16% or \$6,168,219)

1 Caucasian-owned
SBE-C Firm
(3.12% or \$1,168,338)

5 Woman-owned
SBE-C Firms
(24% or \$9,207,592)

SBE-GOODS & SERVICES BREAKDOWN (LIST ALL FIRMS)

Firm	Tier	Scope of Work	Contract Amount	Paid to date	Diversity Data
Multicorp Marketing dba Exclamarketing	1 st	Signage	\$ 10,316	\$ 5,715.20	Hispanic American/Female
Integrity Janitorial Services	1 st	Final Clean	\$ 28,800	\$ 0	African American

SBE-GOODS & SERVICES DEMOGRAPHIC DATA

TOTAL NUMBER OF FIRMS: 2

1 Hispanic-owned (26% or \$10,316)	1 African-American owned (74% or \$28,800)	0 Caucasian owned (0% of SBE-G&S)	1 Woman-owned (26% or \$10,316)
---------------------------------------	---	--------------------------------------	------------------------------------

SBE-MENTOR PROTÉGÉ BREAKDOWN

Firm	Project	Contract Amount	Paid to date	Diversity Data
IGWT	ED Expansion & Renovation	\$699,860	\$563,326	African American/Male
IGWT	DTC Vertical Expansion	\$305,059	\$158,414	African American/Male
IGWT	Preconstruction	\$30,000	\$29,993	African American/Male

Total amount contracted Mentor Protégé	Total percentage contracted to Mentor Protégé	Total dollars paid to Mentor Protégé	Total percentage paid to Mentor Protégé
\$1,034,919	8 %	\$751,733	73 %

THANK YOU

**S-889 CD 2.15(1) Plant 2 Cluster 1
Digester Upgrades**

**S-897 SDWWTP Digester & Control BLD
S-909 CDWWTP Plant 2 Cluster 2
Digester**

**DB18-WASD-02 Design build Thickening
Sludge (Poole & Kent Company of
Florida)**

MIAMI-DADE WATER AND SEWER DEPARTMENT CD 215(1) PLANT 2 CLUSTER 1 DIGESTER UPGRADES CONTRACT S-889

SBE-Construction Advisory Board Update
October 1, 2024 – November 30, 2024

Project Team

Brian MacClugage
Executive Vice President
305-325-1930
brianm@pkflorida.com

Wendy Campbell
Vice President of Project Administration &
Marketing
305-325-1930
wendyc@pkflorida.com

Oscar Galindo
Project Manager
305-325-1930
oscarg@pkflorida.com

OVERALL CONTRACT SCOPE OF WORK

The overall scope of this Consent Decree project at Central District WWTP includes, but is not limited to, the replacement of all existing equipment, valves, piping; and appurtenances; electrical panels, conduits, cables, and lighting; instrumentation and controls; building mechanical; doors, windows and louvers within the digester Control Building and inside Digester Tank Nos. 1, 2, and 4; new digester covers for Digester Tank Nos. 1,2, and 4; new valve vault for Digester Cluster 1, replacement of all digester header yard piping beyond the valve vault which connects the Plant 2 Digester Clusters (including sanitary, hot water supply, hot water return, thickened sludge, and digester gas yard piping beyond valve vault); extension of the existing Electrical Room at the Control Building; structural repairs to and recoating of Control Building and Digester Tank Nos. 1, 2, and 4; and demolition of existing electrical substation buildings in order to construct two new electrical substation buildings.

- NOTICE TO PROCEED DATE: 10/31/2016
- END DATE: 06/18/2021

Contract Goals:

SBE-C
10.10%

SBE-G/S
1.80%

PROJECT INFORMATION TO-DATE

Award Amount, including CO #2 :	Total dollar value contracted to SBE-C to-date:	Total dollar value contracted to SBE-G to-date:
\$26,411,043.21	\$2,836,560.98	\$746,018.76
Total dollar value of payment received by Miami-Dade County (Paid Amount) :	Total number of SBE-C contracted to-date:	Total number of SBE-G contracted to-date:
\$23,932,355.26	2	1
Total percentage contracted all SBEs to-date: 13.56% (Total dollar value contracted to SBE's divided by total dollar value cost of work equals SBE percentage)		

SBE BREAKOUT TO-DATE

Total \$ contracted SBE-C firms	Total % contracted SBE-C firms	Total \$ paid-to-date SBE-C firms	Total % paid-to-date SBE-C firms
\$2,836,560.98	10.74%	\$2,836,560.98	10.74%
Total \$ contracted SBE-G firms	Total % contracted SBE-G firms	Total \$ paid-to-date SBE-G firms	Total % paid-to-date SBE-G firms
\$746,018.76	2.82%	\$746,018.76	2.82%

SBE-CONSTRUCTION BREAKDOWN

Subcontractor	Project	Original Contract Amount with Change Order	Amount Paid to Date	Demographic Data
Mar's Contractors, Inc.	S-889	\$2,259,127.89 (8.55%)	\$2,259,127.89 (8.55%)	African American / Female
Sunshine State Air Conditioning	S-889	\$577,433.09 (2.19%)	\$577,433.09 (2.19%)	Hispanic / Male

Total \$ contracted SBE-C's	Total % contracted SBE-C's	Total \$ paid-to-date SBE-C's	Total % paid-to-date SBE-C's
\$2,836,560.98	10.74%	\$2,836,560.98	10.74%

SBE-CONSTRUCTION DEMOGRAPHIC DATA

TOTAL NUMBER OF FIRMS: 2

1 Hispanic-owned
(2.19% of SBE-C)
\$577,433.09

1 African American-owned
(8.55% of SBE-C)
\$2,259,127.89

0 Caucasian-owned
(0% of SBE-C)

1 Woman-owned
(8.55% of SBE-C)
\$2,259,127.89

SBE-GOODS BREAKDOWN

Subcontractor	Project	Original Contract Amount with Change Order	Amount Paid to Date	Demographic Data
Corcel Corp.	S-889	\$746,018.76 (2.82%)	\$746,018.76 (2.82%)	Hispanic / Male

Total \$ contracted
SBE-G

\$746,018.76

Total % contracted
SBE-G

2.82%

Total \$ paid-to-date
SBE-G

\$746,018.76

Total % paid-to-date
SBE-G

2.82%

SBE-GOODS DEMOGRAPHIC DATA

TOTAL NUMBER OF FIRMS: 1

1 Hispanic-owned
(2.82% of SBE-G&S)
\$746,018.76

0 African American-owned
(0% of SBE-G&S)

0 Caucasian-owned
(0% of SBE-G&S)

0 Woman-owned
(0% of SBE-G&S)

ISSUE/CONCERN WITH SBEs/SBE PROGRAM

- None at this time.

Thank You!

**MIAMI-DADE WATER AND SEWER DEPARTMENT
CD 1.07 SDWWTP DIGESTERS & CONTROL BUILDING
UPGRADES, ACID PHASE AND SUBSTATION 7 & 8
CONTRACT S-897**

SBE-Construction Advisory Board Update
October 1, 2024 – November 30, 2024

Project Team

Brian MacClugage
Executive Vice President
305-325-1930
brianm@pkflorida.com

Wendy Campbell
Vice President of Project Administration &
Marketing
305-325-1930
wendyc@pkflorida.com

Kevin Smith
Vice President
305-325-1930
kevins@pkflorida.com

OVERALL CONTRACT SCOPE OF WORK

The overall scope of this Consent Decree project at South District WWTP includes, but is not limited to, the complete rehabilitation and repair of Clusters 1 and 2 including replacement of all existing equipment, valves, piping and appurtenances, electrical panels, conduits, cables, lighting, instrumentation and controls, building mechanical, architectural doors, windows, and louvers within Clusters 1 and 2 Control Building and inside Digester Tank Nos. 1 through 8; new digester floating covers for Digester Tank Nos. 1 through 8; extension of the existing Electrical Room at Clusters 1 and 2 Control Building; structural repairs to and recoating of Control Building and Digester Tank Nos. 1 through 8; new hot water piping loop from existing Cogeneration building to Clusters 1, 2, 3 and new hot water supply system within the existing Cogeneration Building; new digester gas flares, new digester gas, thickened sludge, digested sludge, utility water, potable water, and cooling water supply/return yard piping, valves, vaults, and appurtenances between the existing Sludge Concentrators, Digesters Clusters 1, 2, 3, and Cogeneration Buildings; including demolition of existing yard piping, valves, and appurtenances and support and relocation of existing utilities; demolition of all electrical equipment inside existing Substation No. 7 and 8 Building; the construction of a new Substations No. 7 and No. 8 Building, including related site civil, architectural, structural, building mechanical, electrical, and instrumentation and controls; new electrical and instrumentation and control ductbanks conduit and cabling between new and existing facilities. This project includes construction of a new Acid Phase digester complex. This includes the construction of four (4) digester tanks, a control building, and an electrical building, including related site civil, architectural and structural, process mechanical systems, building mechanical, electrical and instrumentation and controls, painting and protective coatings; gas piping; new yard piping valves, vaults, and appurtenances to the Acid Phase Digester Complex, and support and relocation of existing utilities.

- NOTICE TO PROCEED DATE:
08/08/2018
- END DATE: 01/08/2024

Contract Goals:

SBE-C
10.24%

SBE-G/S
0.86%

PROJECT INFORMATION TO-DATE

Award Amount:	Total dollar value contracted to SBE-C to-date:	Total dollar value contracted to SBE-G to-date:
\$93,361,000.00	\$9,663,946.00	\$907,906.68
Total dollar value of payment received by Miami-Dade County (Paid Amount) :	Total number of SBE-C contracted to-date:	Total number of SBE-G contracted to-date:
\$79,428,424.99	1	1
Total percentage contracted all SBE's to-date: 11.32% (Total dollar value contracted to SBE's divided by total dollar value cost of work equals SBE percentage)		

SBE BREAKOUT TO-DATE

Total \$ contracted SBE-C firms	Total % contracted SBE-C firms	Total \$ paid-to-date SBE-C firms	Total % paid-to-date SBE-C firms
\$9,663,946.00	10.35%	\$9,663,946.00	10.35%
Total \$ contracted SBE-G firms	Total % contracted SBE-G firms	Total \$ paid-to-date SBE-G firms	Total % paid-to-date SBE-G firms
\$907,906.68	0.97%	\$907,906.68	0.97%

SBE-CONSTRUCTION BREAKDOWN

Subcontractor	Project	Original Contract Amount with Change Order	Amount Paid to Date	Demographic Data
Eli's Mechanical Corp.	S-897	\$9,663,946.00 (10.35%)	\$9,663,946.00 (10.35%)	Hispanic / Male

Total \$ contracted SBE-C	Total % contracted SBE-C	Total \$ paid-to-date SBE-C	Total % paid-to-date SBE-C
\$9,663,946.00	10.35%	\$9,663,946.00	10.35%

SBE-CONSTRUCTION DEMOGRAPHIC DATA

TOTAL NUMBER OF FIRMS: 1

1 Hispanic-owned
(10.35% of SBE-C)
\$9,663,946.00

0 African-American owned
(0% of SBE-C)

0 Caucasian owned
(0% of SBE-C)

0 Woman-owned
(0% of SBE-C)

SBE-GOODS BREAKDOWN

Subcontractor	Project	Original Contract Amount with Change Order	Amount Paid to Date	Demographic Data
Corcel Corp.	S-897	\$907,906.68 (0.97%)	\$907,906.68 (0.97%)	Hispanic / Male

Total \$ contracted
SBE-Gs

\$907,906.68

Total % contracted
SBE-Gs

0.97%

Total \$ paid-to-date
SBE-Gs

\$907,906.68

Total % paid-to-date
SBE-Gs

0.97%

SBE-GOODS DEMOGRAPHIC DATA

TOTAL NUMBER OF FIRMS: 1

1 Hispanic-owned
(0.97% of SBE-G&S)
\$907,906.68

0 African-American owned
(0% of SBE-G&S)

0 Caucasian owned
(0% of SBE-G&S)

0 Woman-owned
(0% of SBE-G&S)

ISSUE/CONCERN WITH SBEs/SBE PROGRAM

- None at this time

Thank You!

MIAMI-DADE WATER AND SEWER DEPARTMENT CD 215(2) PLANT 2 CLUSTER 2 DIGESTER UPGRADES CONTRACT S-909

SBE-Construction Advisory Board Update
October 1, 2024 – November 30, 2024

Project Team

Brian MacClugage
Executive Vice President
305-325-1930
brianm@pkflorida.com

Wendy Campbell
Vice President of Project Administration &
Marketing
305-325-1930
wendyc@pkflorida.com

Oscar Galindo
Project Manager
305-325-1930
oscarg@pkflorida.com

OVERALL CONTRACT SCOPE OF WORK

The overall scope of this Consent Decree project at Central District WWTTP includes, but is not limited to, the replacement of all existing equipment, valves, piping; and appurtenances; electrical panels, conduits, cables, and lighting; instrumentation and controls; building mechanical; and architectural doors, windows, and louvers within the Digester Cluster Control Building No. 2 and inside Digester Tank Nos. 5, 6, 7, and 8; new digester covers for Digester Tank Nos. 5, 6, 7, and 8; new valve vault for Digester Cluster 2, replacement of all digester header yard piping beyond the valve vault which connects the Plant 2 Digester Clusters (including sanitary, hot water supply, hot water return, thickened sludge, and digester gas yard piping beyond valve vault); extension of the existing Electrical Room at the Control Building; structural repairs to and recoating of Control Building and Digester Tank Nos. 5, 6, 7, and 8.

- NOTICE TO PROCEED DATE: 07/10/2018
- END DATE: 07/23/2022

Contract Goals:

SBE-C
10.43%

SBE-G/S
2.71%

PROJECT INFORMATION TO-DATE

Award Amount:	Total dollar value contracted to SBE-C to-date:	Total dollar value contracted to SBE-G to-date:
\$29,227,440.00	\$4,263,347.20	\$954,978.52
Total dollar value of payment received by Miami-Dade County (Paid Amount) :	Total number of SBE-C contracted to-date:	Total number of SBE-G contracted to-date:
\$26,957,753.69	3	1
Total percentage contracted all SBE's to-date: 17.85% (Total dollar value contracted to SBE's divided by total dollar value cost of work equals SBE percentage)		

SBE BREAKOUT TO-DATE

Total \$ contracted SBE-C firms	Total % contracted SBE-C firms	Total \$ paid-to-date SBE-C firms	Total % paid-to-date SBE-C firms
\$4,263,347.20	14.59%	\$4,000,250.25	13.69%
Total \$ contracted SBE-G firms	Total % contracted SBE-G firms	Total \$ paid-to-date SBE-G firms	Total % paid-to-date SBE-G firms
\$954,978.52	3.27%	\$898,608.40	3.07%

SBE-CONSTRUCTION BREAKDOWN

Subcontractor	Project	Original Contract Amount with Change Order	Amount Paid to Date	Demographic Data
Eli's Mechanical Corp.	S-909	\$3,096,019 (10.59%)	\$2,881,084 (9.86%)	Hispanic / Male
Sunshine State Air Conditioning	S-909	\$459,200 (1.57%)	\$459,200 (1.57%)	Hispanic / Male
Transamerica Construction Company	S-909	\$708,128.20 (2.42%)	\$659,966.25 (2.26%)	Hispanic / Male

Total \$ contracted SBE-C	Total % contracted SBE-C	Total \$ paid-to-date SBE-C	Total % paid-to-date SBE-C
\$4,263,347.20	14.59%	\$4,000,250.25	13.69%

SBE-CONSTRUCTION DEMOGRAPHIC DATA

TOTAL NUMBER OF FIRMS: 3

3 Hispanic-owned
(14.59% of SBE-C)
\$4,263,347.20

0 African-American owned
(0% of SBE-C)

0 Caucasian owned
(0% of SBE-C)

0 Woman-owned
(0% of SBE-C)

SBE-GOODS BREAKDOWN

Subcontractor	Project	Original Contract Amount with Change Order	Amount Paid to Date	Demographic Data
Corcel Corp.	S-909	\$954,978.52 (3.27%)	\$898,608.40 (3.07%)	Hispanic / Male

Total \$ contracted
SBE-Gs

\$954,978.52

Total % contracted
SBE-Gs

3.27%

Total \$ paid-to-date
SBE-Gs

\$898,608.40

Total % paid-to-date
SBE-Gs

3.07%

SBE-GOODS DEMOGRAPHIC DATA

TOTAL NUMBER OF FIRMS: 1

1 Hispanic-owned
(3.27% of SBE-G&S)
\$954,978.52

0 African-American owned
(0% of SBE-G&S)

0 Caucasian owned
(0% of SBE-G&S)

0 Woman-owned
(0% of SBE-G&S)

ISSUE/CONCERN WITH SBEs/SBE PROGRAM

- None at this time.

Thank you!

**MIAMI-DADE WATER AND SEWER DEPARTMENT
DESIGN-BUILD SERVICES FOR THE CONSTRUCTION OF
SOUTH DISTRICT WWTP AND CENTRAL DISTRICT WWTP
SLUDGE THICKENING & DEWATERING BUILDINGS
CONTRACT S-884 & S-888**

SBE-Construction Advisory Board Update
October 1, 2024 – November 30, 2024

Project Team

Brian MacClugage
Executive Vice President
305-325-1930
brianm@pkflorida.com

Wendy Campbell
Vice President of Project Administration &
Marketing
305-325-1930
wendyc@pkflorida.com

Kevin Smith
Vice President
305-325-1930
kevins@pkflorida.com



OVERALL CONTRACT SCOPE OF WORK

The overall scope of this Consent Decree project is to provide all resources and professional services to perform the planning, engineering design, coordination with Water and Sewer Operations, permitting, construction, furnishing of all materials, fabrication and installation, labor and equipment necessary for the construction of all civil/site, process mechanical, architectural, structural, electrical, instrumentation, plumbing, Heat Ventilation Air Conditioning (HVAC), fire protection, odor control components and all other necessary components to facilitate successful design, construction and commissioning of the new Sludge Thickening and Dewatering Building located at South District WWTP and the new Dewatering/Thickening Facilities located at Central District WWTP.

- NOTICE TO PROCEED DATE: 07/06/2020
- END DATE: 07/10/2024

Contract Goals:

SBE-C
9.43%

SBE-G
2.00%

PROJECT INFORMATION TO-DATE

<p>Award Amount:</p> <p>\$209,505,510 (Design - \$19,134,415 / Construction - \$190,371,095)</p>	<p>Total dollar value contracted to SBE-C to-date:</p> <p>\$21,249,077.24</p>	<p>Total dollar value contracted to SBE-G to-date:</p> <p>\$4,152,416.83</p>
<p>Total dollar value of payment received by Miami-Dade County (Paid Amount) :</p> <p>\$187,256,596.61</p>	<p>Total number of SBE-C contracted to-date:</p> <p>4</p>	<p>Total number of SBE-G contracted to-date:</p> <p>2</p>
<p>Total percentage contracted all SBEs to-date: 13.34% (Total dollar value contracted to SBE's divided by total dollar value cost of work equals SBE percentage)</p>		

SBE BREAKOUT TO-DATE

Total \$ contracted SBE-C firms	Total % contracted SBE-C firms	Total \$ paid-to-date SBE-C firms	Total % paid-to-date SBE-C firms
\$21,249,077.24	11.16%	\$19,382,506.62	10.18%
Total \$ contracted SBE-G firms	Total % contracted SBE-G firms	Total \$ paid-to-date SBE-G firms	Total % paid-to-date SBE-G firms
\$4,152,416.83	2.18%	\$4,039,517.81	2.12%

SBE-CONSTRUCTION BREAKDOWN

Subcontractor	Project	Original Contract Amount with Change Order	Amount Paid to Date	Demographic Data
Eli's Mechanical Corp.	S-884 / S-888	\$7,204,850.50 (3.78%)	\$6,722,948.83 (3.53%)	Hispanic / Male
Dodec, Inc.	S-884 / S-888	\$6,555,496.00 (3.44%)	\$5,818,268.00 (3.06%)	African American / Male
Mar's Contractors, Inc.	S-884 / S-888	\$1,778,248.74 (0.93%)	\$1,678,866.30 (0.88%)	African American / Female
Sunshine State Air Conditioning	S-884 / S-888	\$5,710,482.00 (3.00%)	\$5,162,403.49 (2.71%)	Hispanic / Male

Total \$ contracted SBE-C	Total % contracted SBE-C	Total \$ paid-to-date SBE-C	Total % paid-to-date SBE-C
\$21,249,077.24	11.16%	\$19,382,506.62	10.18%

SBE-CONSTRUCTION DEMOGRAPHIC DATA

TOTAL NUMBER OF FIRMS: 4

2 Hispanic-owned
(6.78% of SBE-C)
\$12,915,332.50

2 African American-owned
(4.38% of SBE-C)
\$8,333,744.74

0 Caucasian-owned
(0% of SBE-C)

1 Woman-owned
(0.93% of SBE-C)
\$1,778,248.74

SBE-GOODS BREAKDOWN

Subcontractor	Project	Original Contract Amount with Change Order	Amount Paid to Date	Demographic Data
Corcel Corp.	S-884 / S-888	\$3,077,260.51 (1.62%)	\$2,929,680.75 (1.54%)	Hispanic / Male
Lehman Pipe and Supply	S-884 / S-888	\$1,075,156.32 (0.56%)	\$1,109,837.06 (0.58%)	Caucasian / Female

Total \$ contracted
SBE-G

\$4,152,416.83

Total % contracted
SBE-G

2.18%

Total \$ paid-to-date
SBE-G

\$4,039,517.81

Total % paid-to-date
SBE-G

2.12%

SBE-GOODS DEMOGRAPHIC DATA

TOTAL NUMBER OF FIRMS: 2

1 Hispanic-owned
(1.62% of SBE-G&S)
\$3,077,260.51

0 African American-owned
(0% of SBE-G&S)

1 Caucasian-owned
(0.56% of SBE-G&S)
\$1,075,156.32

1 Woman-owned
(0.56% of SBE-G&S)
\$1,075,156.32

ISSUE/CONCERN WITH SBEs/SBE PROGRAM

- None at this time.

Thank you!