

SMALL BUSINESS ENTERPRISE CONSTRUCTION

July 21, 2025

**Miami-Dade County
SMALL BUSINESS ENTERPRISE - CONSTRUCTION ADVISORY
BOARD MEETING**

Monday, July 21, 2025 @1:00 p.m.

Virtual Meeting Zoom URL:

<https://miamidade.live/SBE-ConstructionAdvisoryBoard>

Webinar ID: 954 5601 8608

AGENDA

- I. Welcome/Introductions (5 min)**
- II. Old Business (15 min)**
 - a. Approval of May 19, 2025, Construction Advisory Board Meeting Minutes
- III. Discussion (30 min)**
 - a. Task Log
- IV. SBD Section Reports (15 min)**
 - a. **SBE – Construction Business Outreach & Education**..... *Lawanda Wright*
SBD Business Outreach & Education
 - b. **SBE – Construction Certification Report***Jeanise Cummings-Labossiere*
SBD Certification
 - c. **SBE – Construction Utilization Report***Patrick Hines*
SBD Policy & Legislation Management
- V. Construction Management Reporting (30 min)**
 - a. **Miscellaneous Construction Contract MCC 9-18**
..... *Ginny Mirabel*
 - b. **Design, Build, Finance, Operate, Maintain Civil and Probate Courthouse**
.....*Armando Perez*
 - c. **MSC Cruise Terminal (Fincantieri Infrastructure Florida)**
..... *Roberto Curcuruto*
 - d. **ED Expansion and Renovation**
..... *Vincent Collins*
 - e. **South Dade Transit Operations**
..... *Christy Garcia*

f. Dadeland South Intermodal Stat

..... Al Diab

g. Poole & Kent Company of Florida

..... Brian MacClugage

VI. New Business (15 min)

- a.** Request for future agenda items

VII. Reasonable opportunity for the public to be heard before County boards (Sec. 2-11.39.3) - (5 min)

VIII. Adjournment (5 min)

TABLE OF CONTENTS

AGENDA

May 19, 2025, Meeting Minutes	1
Task Log	2
SBE - Construction Business Outreach & Education	3
Bonding and Financial Assistance Report	4
SBE – Construction Certification Report	5
SBE – Construction Utilization Report	6
Miscellaneous Construction Contract MCC- 9-18	7
Design, Build, Finance, Operate, Maintain Civil and Probate Courthouse (Plenary Justice Miami LLC)	8
MSC Cruise Terminal (Fincantieri Infrastructure Florida)	9
ED Expansion and Renovation	10
Dadeland South Intermodal Stat	11
S-889 CD 2.15(1) Plant 2 Cluster 1 Digester Upgrades	12
S-897 SDWWTP Digester & Control BLD	
S-909 CDWWTP Plant 2 Cluster 2 Digester	
DB18-WASD-02 Design build Thickening Sludge (Poole & Kent Company of Florida)	

May 19, 2025, Meeting Minutes

**Small Business Enterprise Construction
Advisory Board Meeting Minutes
May 19, 2025
SBD Main Conference Room**

Start: 1:07 PM

Stop: 2:39 PM

Appointed: 8

Quorum: 5

(E)=Excused (U) =Unexcused

PRESENT (6)	ABSENT (2)
William Derrer (Chairperson)	D'Alessandro Salvatore (U)
Dorothy Brown-Alfaro	Alejandro Munilla (E)
Elsie K. Hamler	
Jessie Bernard Houston	
Shellie Ransom-Jackson	
Jeovanni R. Tarafa	

Staff Present:

Ms. Laurie Johnson, Small Business Development, (SBD Interim Director), Ms. Jeanise Cummings-Labossiere, Ms. Alice Hidalgo-Gato (SBD Section Chief), Mr. Patrick Hines, Ms. Cynthia France (Section Manager), Ms. Yanira Bravo, (SBD Section Manager), Mr. Carlos Ansuarez, (Section Manager), Mr. Eric Perez, (SBD Engineer II), Michou Jean (SBD Section Manager), Sandra Petithomme (SBD) and Dwayne Holloway (SBD).

I. Welcome/Introductions – Ms. Sandra Petithomme convened the SBE Construction Advisory Board meeting at 1:07 pm. Ms. Petithomme welcomed the members and conducted the roll call, followed by staff introduction. Chairman William Derrer extended a warm welcome to all the members of the Board along with staff and proceeded to discuss the agenda.

II. Old Business

a. Approval of March 17, 2025, Construction Advisory Board Meeting Minutes

It was moved by Ms. Elsie K. Hamler, to approve March 17, 2025, Construction Advisory Board Meeting minutes. This motion was seconded by Ms. Shellie Ransom-Jackson and upon being put to a vote, the motion passed by a vote of 5-0 (Dorothy Brown-Alfaro was absent).

III. Discussion

a. Task Log

Task Log Item 1

- **Payment**

Small Business Enterprise Construction
Advisory Board Meeting Minutes
May 19, 2025
SBD Main Conference Room

Ms. Sandra Petithomme (SBD) summarized the directive from the March 17 Construction Board meeting, noting that Ms. Alfaro-Brown had requested Ms. Johnson to invite Ms. Carla Denise Edwards to the upcoming meeting, as she was the designated point of contact. The purpose was to determine if any updates had occurred since November 2024.

Ms. Laurie Johnson, Interim Director of the Office of Small Business Development (SBD), explained that she still needed to follow up on that request. She mentioned she would aim to provide an update at the next construction advisory board meeting. Ms. Johnson reiterated, as stated previously, that she was not present when the report was delivered Ms. Carla Denise Edwards and Mr. Gary Hartfield. She stated that Ms. Edwards and Mr. Hartfield attended the Association meeting where recommendations on next steps during the Association gathering was provided. She assured the board members her commitment to contacting Ms. Edwards to obtain a formal response that could be shared with the Advisory Board.

Ms. Dorothy indicated that she was speaking on behalf of a Construction Board member, noting she had shared information with Mayor Levine Cava and wanted to formally go on record as an Advisory Board member. She emphasized that the Construction Small Business Enterprise (CSBE) or small business ordinance was established on October 16, 1994. She voiced concerns over the continued delay in implementing prompt payment for small businesses. Ms. Alfaro noted that nearly 31 years have passed without resolution despite changes in administration and commission. She announced her intention to bring the issue before all current commissioners, asserting that it was time for action under the current leadership.

Compliance

Ms. Petithomme briefed the board members on Chairman Derrer's directive that Ms. Lawanda Wright, Small Business Development, (SBD Section Chief) present a checklist for Small Business Enterprise (SBE) construction firms at the next meeting. He emphasized that the aim was for the board to review and validate the checklist prior to formally removing the item from the task log.

Mr. Carlos Ansuarez, (SBD Section Manager) explained that the checklist in question was used by SBD technical assistance coordinators during needs assessment meetings with certified firms. He noted these assessments occurs at least once per year and involve reviewing the firm's information in detail. Mr. Ansuarez stated the checklist was comprehensive and designed to address all necessary areas. He pointed out the content of these discussions varies depending on whether the firm was newly certified or had been active for some time, but the checklist serves as a foundational guide for those engagements.

Small Business Enterprise Construction
Advisory Board Meeting Minutes
May 19, 2025
SBD Main Conference Room

A discussion followed between Chairman Derrer and Mr. Ansuarez regarding the process that occurs after a firm is certified, specifically focusing on the handling of invoice submissions.

The board members did not motion to remove the compliance item from the task log.

3. Task Log Item 2 Recommendation # 2

Ms. Petithomme reported that Chairman Derrer requested that Ms. Johnson provide an example of a contract with built-in cost escalation clauses to the next meeting. He emphasized the need to resolve this issue and potentially close it out from the task log.

Chairman Derrer also clarified that any revisions to the standard contract would apply only to future agreements, not retroactively.

Discussion ensued between Chairman Derrer, Ms. Johnson, and Ms. Dorothy Brown-Alfaro regarding Davis-Bacon wages. The question raised was whether contractors were required to maintain the wage rate listed at the time of bidding for the duration of the contract or adjust it if the rate changes. It was also noted that if a wage rate increases post-award and the contract mandates the new rate, the owner should be responsible for covering the difference. This would eliminate the need to estimate future wage rates in advance. Chairman Derrer inquired whether the County reimburses contractors for this difference.

Ms. Johnson responded that the County does not pay the difference, highlighting a longstanding issue. She noted since the amendment to responsible wages mandates annual wage updates, contractors particularly small businesses had to absorb those additional costs without compensation, as they were unable to bill for them under the current system.

Ms. Brown-Alfaro expressed concerns about the financial burden on small businesses. Ms. Johnson clarified that these changes would not affect contracts awarded before July 1, 2024. She emphasized that any legislative updates would apply only to future projects, not retroactively, even if the Responsible Wages provision was no longer applicable.

Chairman Derrer asked if responsible wages would still be applied to contracts executed before the change. Ms. Johnson confirmed that while wage rates may change, the existing contracts do not include cost escalation clauses, whether related to wages or materials unless such provisions were originally included. She stated the changes to legislation would not impact those earlier contracts unless explicitly stated in the agreement.

Discussion ensued between Chairman Derrer and Ms. Alice Hidalgo-Gato (Section Chief) concerning responsible wages.

Small Business Enterprise Construction
Advisory Board Meeting Minutes
May 19, 2025
SBD Main Conference Room

Ms. Johnson encouraged board members to attend or view the upcoming budget presentation by Mayor Levine-Cava.

Chairman Derrer requested that a formal letter be drafted recommending that Small Business Enterprises (SBEs) be reimbursed for any increases in responsible wages that occur after a contract has been awarded. He proposed that the Commission pass an ordinance to allow such reimbursement.

Ms. Brown-Alfaro volunteered to draft the board's recommendation letter to the Miami-Dade Board of County Commissioners and agreed to submit it to the Small Business Development (SBD) staff for discussion at the next meeting.

Task Log Item 5

Ms. Michou Jean (SBD Section Manager) recapped the directive from the 3/17 Construction Board Meeting, stating Ms. Johnson indicated that she would provide a printed copy of the Florida statute governing retainage at the next meeting. She also mentioned that the statute would be shared with the Business Outreach Team so it could be included in the contractor checklist and used as part of their educational materials.

Ms. Johnson provided the board members copies of the 2024 Florida Statute concerning public construction retainage, including the recent amendment mandating a maximum 5% retainage.

Chairman Derrer questioned how staff was communicating this change to firms, particularly to ensure that board members and contractors understand that state law now limits retainage to 5% for prime contracts. Ms. Johnson explained that this requirement was already embedded in the standard contract documents. She noted while enforcement applied to the prime contractor, the information could be shared with the Business Outreach Team to help inform small businesses. She noted that many may already be aware of the change, but Small Business Development (SBD) would ensure the information was distributed again for clarity.

Ms. Dorothy Brown-Alfaro noted that construction services purchases covered by this contract were defined as \$200,000 or less, which was a lower threshold.

In response to Chairman Derrer's inquiry about how the 5% retainage applied to contracts valued at \$200,000 or less, Ms. Johnson acknowledged the question and said she would need to review the specifics. She confirmed that the previous standard across all county projects was a 10% retainage prior to the new ordinance. Ms. Johnson indicated additional clarification was needed for contracts under \$200,000,

The board members agreed to keep the item on the task log until further information is provided. Once confirmed, the board could then vote on whether to remove the item.

Small Business Enterprise Construction
Advisory Board Meeting Minutes
May 19, 2025
SBD Main Conference Room

b. SBD Certification Review Procedures – Laurie

Ms. Michou Jean Small Business Development (SBD, Section Manager) informed the board that some members had provided feedback indicating that the proposed information and procedures were extensive. She indicated that several members expressed a preference for holding an open discussion to collaboratively exchange ideas. Ms. Jean emphasized the importance of maintaining momentum on this matter, noting that before Ms. Laurie Johnson proceeds with any proposed changes, it is essential to gather input from the various advisory boards, particularly regarding legislation that directly impacts the construction sector.

Ms. Jean proposed scheduling a virtual meeting via Zoom, focused specifically on reviewing and discussing the certification process, should the board be open to this approach.

c. Small Business Growth Big Business Assistance

Ms. Elsie Hamler proposed implementing systems that would better integrate small businesses into procurement and contracting processes. She acknowledged that small businesses often face significant competitive disadvantages due to longstanding suppliers benefiting from volume discounts. Ms. Hamler noted to help level the playing field, she suggested adopting a system similar to the one used in the architecture and engineering industry. She stated in that model, a "round robin" approach was used, allowing small businesses to participate in projects, gain hands on experience, and gradually build the capacity needed to compete more effectively. Ms. Hamler indicated that although a finalized plan had not yet been developed, she emphasized that this type of structured rotation would provide small firms with critical opportunities for growth and long-term competitiveness.

Following Ms. Hamler's remarks, Mr. Jessie Houston and Ms. Hamler discussed the importance of ensuring small businesses receive proper recognition for their work. Mr. Houston noted that when small firms partner with larger companies, the project credit goes solely to the larger contractor, limiting the small business's ability to build a credible portfolio. They agreed that having a system in place to officially recognize and credit the contributions of small businesses would help them secure future contracts by strengthening their references.

Discussion ensued between Ms. Laurie Johnson, Chairman Derrer, and Ms. Hamler about construction programs for small business.

IV. SBD Section Reports

a. SBE-Construction Business Outreach & Education

Mr. Carlos Ansuarez, SBD Section Manager, provided the board members with an update on the Business Outreach & Education report for the period February 1, 2025, to March 31, 2025. He

**Small Business Enterprise Construction
Advisory Board Meeting Minutes
May 19, 2025
SBD Main Conference Room**

reported that technical assistance was provided to 78 firms during the period, totaling 256 firms year-to-date (YTD). Mr. Ansuarez stated there were 9 Needs Assessment Meetings (NAM) held during the period, with 23 meetings conducted year-to-date. Additionally, he noted there were 102 instances of technical assistance provided during the period, totaling 269 (YTD).

Additionally, Mr. Ansuarez stated there were three (3) payment issues during the period amounting to \$331,778 for the period, with (YTD) of 12 payment issues reported, totaling \$1 million. He noted there was three (3) prompt payment issue during the period, valued at \$409,779, with seven (7) prompt payment issues for (YTD), totaling \$915,001. Mr. Ansuarez indicated there was no contract issue during the period and three (3) contract issues (YTD). He also stated staff sent out 33 emails for information on contract opportunities for the period, with 766 (YTD).

Mr. Ansuarez provided an update on training, education, and outreach activities. He noted during the reporting period, staff conducted one workshop/forum, which had 57 attendees, contributing to a total of 238 participants (YTD). Mr. Ansuarez stated the unit also participated in 5 partner-led workshops and forums this period, totaling 10 (YTD). He pointed out through these events, staff engaged with 189 firms during the period, bringing the (YTD) total to 515 firms. Additionally, Mr. Ansuarez noted that staff held one surety workshop during the period, which was also the only one conducted so far this year.

Mr. Ansuarez concluded his presentation by sharing the bonding and financial assistance report with the board and invited any questions from the board members.

b. SBE-Construction Certification Report (Jeanise Cummings-Labossiere)

Ms. Cynthia France, Section Manager, provided the board with an overview of the Construction Certification Report covering the period from February 1 to March 31, 2025. She noted that 8 new applications were approved during this time, along with 5 recertification applications, bringing the total to 13. Additionally, one firm graduated from the program, and no applications were denied during the reporting period.

c. SBE-Construction Utilization Report (Patrick Hines) - Deferred

V. Construction Management Reporting

a. Miscellaneous Construction Contract MCC-9-18 – Deferred

b. Design, Build, Finance, Operate, Maintain Civil and Probate Courthouse

Mr. Armando Perez presented the Design, Build, Finance, Operate, Maintain Civil and Probate Courthouse report for the period February 1, 2025, to March 31, 2025. He announced that the

Small Business Enterprise Construction
Advisory Board Meeting Minutes
May 19, 2025
SBD Main Conference Room

building construction had been completed. Mr. Perez indicated that current efforts were focused on site work surrounding the structure, as well as completing certifications, final inspections, and addressing a list of remaining items. He noted the total contract value stands at \$39.5 million, while the overall project cost was \$174 million, and the project had achieved 22.64% participation, exceeding the contractual requirement of 13%.

c. MSC Cruise Terminal (Fincantieri Infrastructure Florida)

Ms. Deborah Ductant briefed the board members on MSC Cruise Terminal report for periods February 1, 2025, to March 31, 2025. She noted the project, under the specified contract, the focus was on achieving the following goals: of allocating 14% for design, 10.01% for construction, and 2.2% for goods and services, which exceeded over 7%. She noted the total dollar value contracted to Small Business Enterprise (SBE's) was \$51,913,696.43.

d. ED Expansion and Renovation

Mr. Vincent Collins provided an overview of the DTC East Tower Vertical Expansion report for February 1, 2025, to March 31, 2025, indicating the mentorship goal for the project was 6.31% for Small Business Enterprise (SBE), with a goal of 32.77% and 0.25% of the \$161,358,088 million, \$121,314,343. cost of work, total dollar value contracted to SBE's, \$33,026,843.

e. South Dade Transit Operations

Ms. Christy Garcia briefed the board members on MSC Cruise Terminal report for periods February 1, 2025, to March 31, 2025. She noted the total contract SBE-C \$48,0181,647, total SBE-C percentage 19.57%, total paid-to-date SBE-C's \$4,304,427, paid-to-date SBE-C 8.95%, total contracted SBE-G/S \$1,047,068, total contracted SBE-G/S 0.43%, total paid-to-date SBE-G/S \$364,1369, total percentage paid-to-date 34.77%.

f. Dadeland South Intermodal Stat – Deferred

g. Poole and Kent Company of Florida- submitted a report, but no representative was available to present or discuss the report.

VI. New Business

a. Request for future agenda items

Chairman Derrer confirmed that the letters will be added to the agenda for discussion at the next meeting.

**Small Business Enterprise Construction
Advisory Board Meeting Minutes
May 19, 2025
SBD Main Conference Room**

Ms. Dorothy Brown-Alfaro mentioned a new item she came across, though she was unable to attend the related meeting. She noted that the Board of County Commissioners recently approved a measure requiring individuals to be elected be placed on a ballot in order to serve on an advisory board. Ms. Brown-Alfaro was uncertain about the potential impact on this board. Chairman Derrer requested that the matter be added to the agenda for further discussion.

VII. Reasonable Opportunity for the public to be heard before County boards (Sec. 2-11.39.3).

Chairman William Derrer opened the reasonable opportunity to be heard; and seeing no hand raised to speak, the reasonable opportunity to be heard was closed.

VIII. Adjournment

There being no further business to come before the Small Business Enterprise (SBE) Construction Advisory Board, the meeting was adjourned at 2:39 p.m.

Task Log

SBE - Construction Advisory Board Task Log
As of July 21, 2025

#	Task	Department	Comment	Status
1	<p>To enhance the Small Business Enterprise Construction Services (SBE-C) and encourage more business with Miami-Dade County, we recommend the following integrated approach:</p> <p>1. Enforce Prompt Payment and Streamline Processing: Expedite the processing of SBE-C pay applications for both base contract work, retainage, and change orders. Implement a streamlined, direct process that tracks payments and change order approvals from the moment SBE-C submits them to the Prime or Miami-Dade County until payment is received. This will help user departments monitor the status of applications, reducing delays and ensuring timely payment.</p> <p>2. Mandatory Compliance and Interest Payments: Require all departments to adhere to these streamlined processes and automatically pay interest for any delayed payments to both SBE-C and non-SBE-C contractors. Miami-Dade County should track the payment of interest to ensure accountability and compliance.</p> <p>3. Contractor Education and Outreach: Conduct outreach efforts to educate contractors on the payment process and their entitlements under the contract. This will ensure all contractors, including SBE-C and non-SBE-C, understand the steps required to receive timely payment, further supporting a positive contractor experience.</p>	SPD	<p>1. Prompt Payment and Mandatory Compliance and 2. Interest Payments: Ms. Dorothy Alfaro-Brown requested that Ms. Laurie Jonson invite Ms. Carla Denise Edwards. Ms Johnson stated that she still needed to follow up with the request. 3. Mr. Carlos Asuarez explained the checklist and the board did not motion to remove the compliance item.</p>	Pending
2	<p>Recommendation #2: SBE-Cs should not be burdened with the task to estimate what the future wage rates will be for projects under Miami Dade County Responsible Wages and Benefits Schedule, the SBE-C shall be entitled to an increase with an equitable adjustment with each new Miami-Dade County Responsible Wages & benefit schedule.</p>	SPD	<p>Chairman Derrer requested that a formal letter be drafted recommending that SBE be reimbursed for any increases in responsible wages that occur after a contract is awarded. Ms. Dorothy Brown-Alfaro volunteered to draft the letter.</p>	Pending
3	<p>Recommendation #3: SBE-Cs and local construction trade organization should be allowed to provide industry input into both Miami Dade County Responsible Wages, establish the union rate and the Davis Bacon Wages by amending the Administrative Order, Ordinance, and laws to include our input.</p>	SPD	<p>Chairman Derrer requested that a formal letter be drafted recommending that SBE be reimbursed for any increases in responsible wages that occur after a contract is awarded. Ms. Dorothy Brown-Alfaro volunteered to draft the letter.</p>	Pending
4	<p>Recommendation #4: Adopt the Hillsborough County bond program whereby no bid, payment, and performance bond will be required for contracts \$500,000.00 and under in Miami Dade County.</p>	SPD	<p>Ms. Johnson clarified that payment and performance bond requirements were governed by state statute, not by the county. She noted the \$500,000 threshold referenced was specific to Hillsborough County but still falls under state law.</p>	No Action Needed
5	<p>How are SBD and Miami-Dade County informing SBE-C firms and Miami-Dade County departments that, as of October 2020, Florida state law limits retainage on public projects to 5%</p>	SPD	<p>Ms. Laurie Johnson provided the board members with the 2024 Florida Statue for public contraction retainage, and amendment mandating maximum 5% retainage. The Board agreed to keep the item on the task log.</p>	No Action Needed

SBE - Construction Business Outreach & Education

Internal Services Department
Small Business Development (SBD)
Small Business Enterprise –Construction Report
Business Outreach and Education Section
April 1, 2025 to May 31, 2025

		Total for Period	YTD Total
Activity	Assistance Provided to Small Business Enterprise- Construction Program		
1	Certification Assistance	124	380
2	Needs Assessment Meetings (NAMS)	9	32
3	Technical Assistance	91	360
4	Payment Issues	4	16
4.1	Payment Issues Related Dollars	\$556,430	\$1,575,572
5	Prompt Payment Issues	4	11
5.1	Prompt Payment Issues Related Dollars	\$7,156	\$922,157
6	Contract Issues (Non-dollar related)	0	3
7	Contact with SBE-Construction Firms (emails highlighting contract opportunities	1,286	2,052

		Total for Period	YTD Total
Activity	Training, Education and Outreach Activities		
1	Small Business Development (sponsored) Workshops and Forums	1	7
1.1	Number of Attendants	109	238
2	Partnership Workshops & Forums	3	13
2.1	Number of Firms (with whom contact was made)	92	607
Activity	Technical Training & Development Workshops		
3	Surety workshop	0	1
3.1	n/a		

Bonding and Financial Assistance Report

**The Office of
Small Business Development
Business Outreach & Education
April 01 2025-May 30, 2025**

		Total for Period	YTD Total
Activity #	Bonding Assistance	04/01/25- 05/31/25	10/01/24- 05/31/25
1	Firms Assisted with Bonding Needs	2	8
2	Bond Application Received	0	2
3	Bonding Applications Approved	0	2
4	Bond Applications Denied	0	0
5	Value of Approved Bond Applications	\$0.00	\$3,000,000.00
	Financial Assistance – Non-Covid Related		
1	Firms Assisted with Loan Needs	1	8
2	Loan Application Received **	0	0
3	Loan Applications Approved	0	0
4	Loan Application Denied	0	0
5	Value of Approved Loan Applications	\$0.00	\$0.00

Bonding

Race/Ethnicity:

Surety:

Financial Assistance

Race/Ethnicity:

Lender:

Workshops hosted

Tax preparation for business growth on 01/30/2025

Access to Capital on 04/25/2025

Surety Bond Workshop for MDC staff on 06/11/2025

SBE – Construction Certification Report

Certification Type: SBE-CON
PERIOD: Apr. 1, 2025 to May 31, 2025

				Total Amount	African American	Caucasian	Hispanic	Asian	Native American	Other		Female	Male	Total Amount	Total Amount as of 3/31/25
1 2 3	Total Certified SBE-CON as of 5/31/25			733	84	42	593	6	1	7		128	605	733	739
	Approved Applications (New & Recertification)														
	Graduated														
	Denied														

The SBE program is race and gender neutral. This report is for informational purposes only.

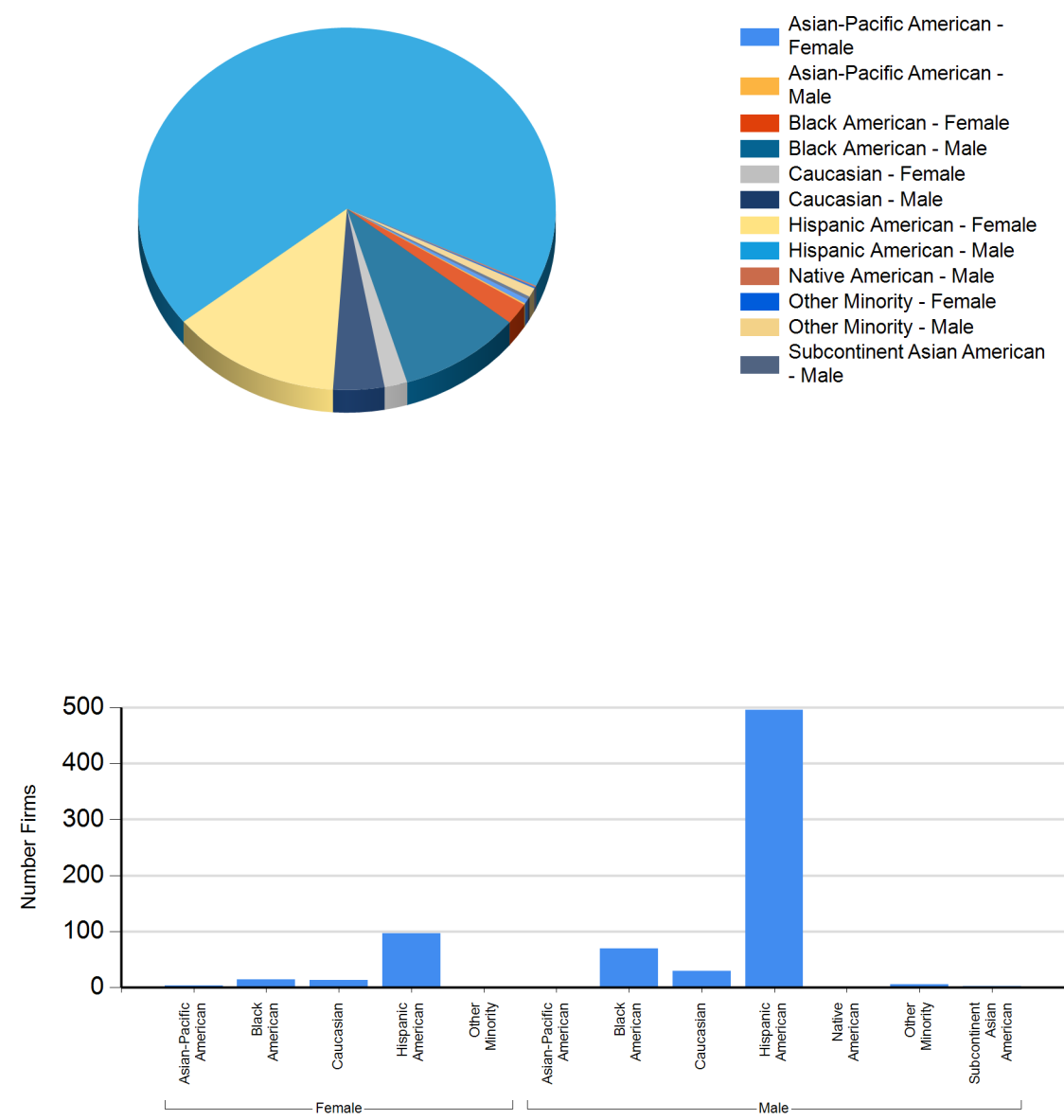
Note: The SBE program is race and gender neutral. This report is for informational purposes only.

Certified Directory - Ethnicity & Gender Summary

Ethnicity & Gender Summary

Ethnicity	Gender	Number Firms	Percent of Total
Asian-Pacific American	Female	3	0.41%
Asian-Pacific American	Male	1	0.14%
Black American	Female	14	1.91%
Black American	Male	70	9.55%
Caucasian	Female	13	1.77%
Caucasian	Male	29	3.96%
Hispanic American	Female	97	13.23%
Hispanic American	Male	496	67.67%
Native American	Male	1	0.14%
Other Minority	Female	1	0.14%
Other Minority	Male	6	0.82%
Subcontinent Asian American	Male	2	0.27%
Total Firms		733	

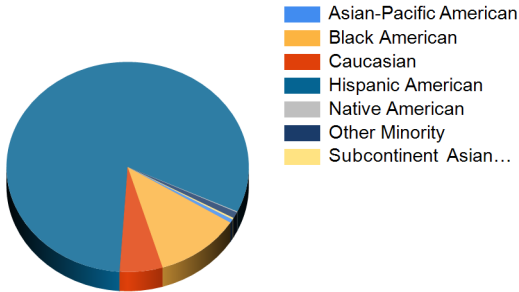
Certified Directory - Ethnicity & Gender Summary



Certified Directory - Ethnicity & Gender Summary

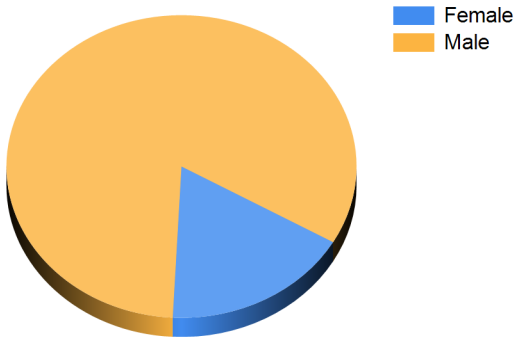
Ethnicity Summary

Ethnicity	Number Firms	Percent of Total
Asian-Pacific American	4	0.55%
Black American	84	11.46%
Caucasian	42	5.73%
Hispanic American	593	80.90%
Native American	1	0.14%
Other Minority	7	0.95%
Subcontinent Asian American	2	0.27%
Total Firms	733	

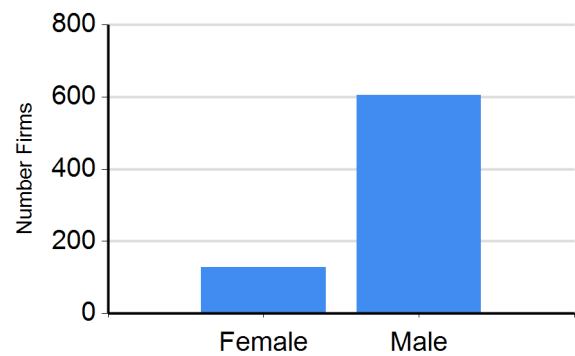
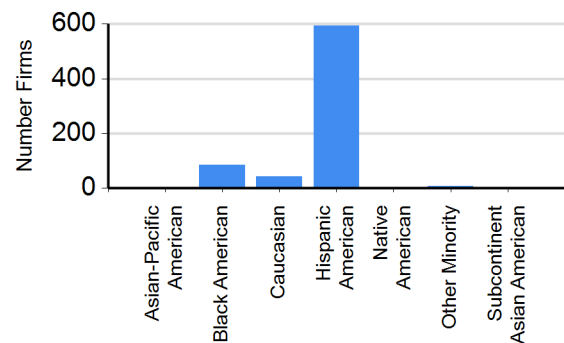


Gender Summary

Gender	Number Firms	Percent of Total
Female	128	17.46%
Male	605	82.54%
Total Firms	733	



Certified Directory - Ethnicity & Gender Summary



SBE – Construction Utilization Report

Miami-Dade County Small Business Enterprise (SBE) Construction Program

		CONTRACTS AWARDED																
		Reporting Period: 4/1/25 to 5/31/25																
		SBE GOALS/MEASURES						NO SBE GOALS/MEASURES						TOTAL (SBE + NO SBE GOALS/MEASURES)				
Contract Type	SBE		NON-SBE		TOTAL		SBE		NON-SBE		TOTAL		SBE		NON-SBE		TOTAL	
1. Construction	5,808,198	13%	37,954,433	87%	43,762,631	100%	486,005	1%	49,378,455	99%	49,864,460	67%	6,294,203	7%	87,332,888	93%	93,627,091	79%
2. MCC					-	0%					-	0%	-		-		-	0%
3. MCC 7040	7,650	100%		0%	7,650	0%	340,594	100%		0%	340,594	0%	348,244	100%	-	0%	348,244	0%
4. MCC 7360					-	0%	14,031,009	58%	10,206,969	42%	24,237,978	33%	14,031,009	58%	10,206,969	42%	24,237,978	21%
5. Design/Build					-	0%					-	0%	-		-		-	0%
6. Leases					-	0%					-	0%	-		-		-	0%
7. Maintenance					-	0%					-	0%	-		-		-	0%
8. Owner Direct Purchases					-	0%					-	0%	-		-		-	0%
TOTAL	5,815,848	13%	37,954,433	87%	43,770,281	100%	14,857,608	20%	59,585,424	80%	74,443,032	100%	20,673,456	17%	97,539,857	83%	118,213,313	100%

CONTRACTS AWARDED DEMOGRAPHICS																		
Reporting Period: 4/1/25 to 5/31/25																		
Ethnicity Type	SBE GOALS/MEASURES						NO SBE GOALS/MEASURES						TOTAL (SBE + NO SBE GOALS/MEASURES)					
	Male		Female		Unknown	TOTAL	Male		Female		Unknown	TOTAL	Male		Female		Unknown	TOTAL
1. Asian Pacific American						-	0%		217,948	100%		0%	217,948	100%		0%		217,948
2. Black American	889,725	100%		0%		889,725	2%	429,050	100%		0%	429,050	1%	1,318,775	100%		0%	1,318,775
3. Caucasian	752,000	100%		0%		752,000	2%	873,395	100%		0%	873,395	1%	1,625,395	100%		0%	1,625,395
4. Hispanic American	3,775,585	100%	13,200	0%		3,788,785	9%	17,906,260	99%	105,186	1%	18,011,446	24%	21,681,845	99%	118,386	1%	21,800,231
5. Native American						-	0%					-	0%					-
6. Other Minority						-	0%					-	0%					-
7. Subcontinent Asian American						-	0%		4,664,645	100%		4,664,645	6%		4,664,645	100%		4,664,645
8. Unknown	60,040	0%		0%	38,279,732	100%	38,339,772	88%		0%	50,246,548	100%	50,246,548	67%	60,040	0%	88,526,279	100%
TOTAL	5,477,349	13%	13,200	0%	38,279,732	87%	43,770,281	100%	19,426,653	26%	4,769,831	6%	50,246,548	67%	74,443,032	100%	24,904,003	21%

		CONTRACTS PAID																	
		Reporting Period: 4/1/25 to 5/31/25																	
		SBE GOALS/MEASURES						NO SBE GOALS/MEASURES						TOTAL (SBE + NO SBE GOALS/MEASURES)					
Contract Type	SBE		NON-SBE		TOTAL		SBE		NON-SBE		TOTAL		SBE		NON-SBE		TOTAL		
1. Construction	12,149,035	24%	38,049,459	76%	50,198,494	61%	793,547	5%	15,193,162	95%	15,986,708	51%	12,942,582	20%	53,242,621	80%	66,185,202	58%	
2. MCC					-	0%					-	0%			-		-	0%	
3. MCC 7040	7,271,044	88%	999,864	12%	8,270,908	10%	381,079	100%		0%	381,079	1%	7,652,123	88%	999,864	12%	8,651,987	8%	
4. MCC 7360	1,369,608	53%	1,232,009	47%	2,601,617	3%	5,661,668	62%	3,512,150	38%	9,173,818	29%	7,031,276	60%	4,744,159	40%	11,775,435	10%	
5. Design/Build	375,544	2%	21,233,012	98%	21,608,556	26%	194,388	3%	5,367,408	97%	5,561,796	18%	569,932	2%	26,600,420	98%	27,170,352	24%	
6. Leases	0	0%	270,043	100%	270,043	0%					-	0%	-	0%	270,043	100%	270,043	0%	
7. Maintenance					-	0%					-	0%	-	0%	-		-	0%	
8. Owner Direct Purchases					-	0%					-	0%	-	0%	-		-	0%	
TOTAL	21,165,232	26%	61,784,387	74%	82,949,618	100%	7,030,682	23%	24,072,719	77%	31,103,401	100%	28,195,913	25%	85,857,106	75%	114,053,020	100%	

CONTRACTS PAID DEMOGRAPHICS																		
Reporting Period: 4/1/25 to 5/31/25																		
Ethnicity Type	SBE GOALS/MEASURES						NO SBE GOALS/MEASURES						TOTAL (SBE + NO SBE GOALS/MEASURES)					
	Male		Female		Unknown	TOTAL	Male		Female		Unknown	TOTAL	Male		Female		Unknown	TOTAL
1. Asian Pacific American	18,697	49%	19,390	51%		38,087	0%	0		0		-	18,697	49%	19,390	51%		38,087
2. Black American	721,643	74%	254,261	26%		975,904	1%	419,287	100%	0	0%	419,287	1%	1,140,930	82%	254,261	18%	1,395,191
3. Caucasian	13,555,870	98%	261,536	2%	0	13,817,406	17%	863,308	89%	112,024	11%	975,332	3%	14,419,178	97%	373,560	3%	14,792,738
4. Hispanic American	45,375,805	91%	4,695,277	9%	-	50,071,082	60%	10,793,463	92%	879,551	8%	0	56,169,268	91%	5,574,828	9%	-	61,744,095
5. Native American					-	-	0%				6,223	100%	6,223	0%		0%	6,223	100%
6. Other Minority	0	0%	465,495	100%		465,495	1%	96,961	100%		0%	96,961	0%	96,961	17%	465,495	83%	562,457
7. Subcontinent Asian American	165,722	100%		0%		165,722	0%				-	0%	165,722	100%		0%	-	165,722
8. Unknown	0	0%		0%	17,415,922	100%	17,415,922	21%	4,358,777	24%	-	0%	13,573,808	76%	17,932,585	58%	30,989,730	88%
TOTAL	59,837,737	72%	5,695,959	7%	17,415,922	21%	82,949,618	100%	16,531,796	53%	991,575	3%	13,580,031	44%	31,103,401	100%	76,369,533	67%

NOTES

¹As a result of two landmark cases (Engineering Contractors Association v. Metropolitan Dade County and Hershell Gill Consulting Engineers, Inc. v. Miami-Dade County) Miami-Dade County's three Small Business Enterprise (SBE) programs in Construction, A&E, and Goods and Services are race and gender neutral.

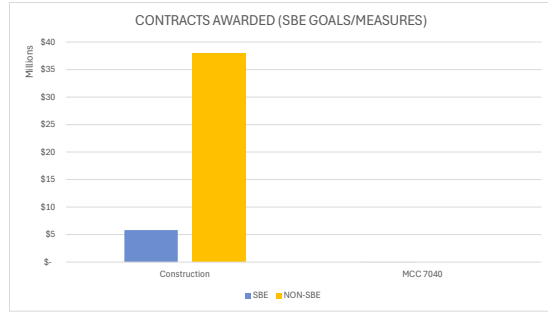
²The capturing of demographic data is based on voluntary information provided and or entered by prime and sub-contractors.

³Payments reported may be from contracts awarded outside the reporting period.

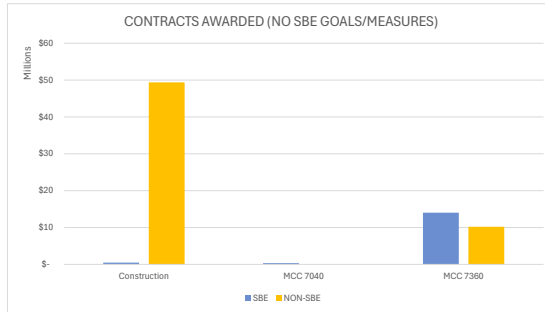
Miami-Dade County Small Business Enterprise (SBE) Construction Program
Reporting Period: 4/1/25 to 5/31/25 (Bi-Monthly)

CONTRACTS AWARDED

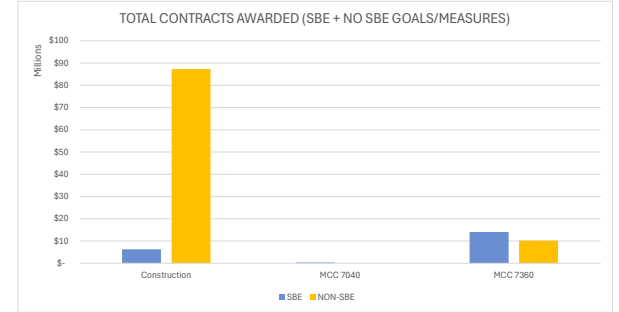
1						
CONTRACTS AWARDED (SBE GOALS/MEASURES)						
	SBE		NON-SBE		Total	
Construction	\$ 5,808,198	13%	\$ 37,954,433	87%	\$ 43,762,631	100%
MCC	\$ -		\$ -		\$ -	0%
MCC 7040	\$ 7,650	100%	\$ -	0%	\$ 7,650	0%
MCC 7360	\$ -		\$ -		\$ -	0%
Design/Build	\$ -		\$ -		\$ -	0%
Leases	\$ -		\$ -		\$ -	0%
Maintenance	\$ -		\$ -		\$ -	0%
Owner Direct Purchases	\$ -		\$ -		\$ -	0%
Total	\$ 5,815,848	13%	\$ 37,954,433	87%	\$ 43,770,281	100%



2						
CONTRACTS AWARDED (NO SBE GOALS/MEASURES)						
	SBE		NON-SBE		Total	
Construction	\$ 486,005	1%	\$ 49,378,455	99%	\$ 49,864,460	67%
MCC	\$ -		\$ -		\$ -	0%
MCC 7040	\$ 340,594	100%	\$ -	0%	\$ 340,594	0%
MCC 7360	\$ 14,031,009	58%	\$ 10,206,969	42%	\$ 24,237,978	33%
Design/Build	\$ -		\$ -		\$ -	0%
Leases	\$ -		\$ -		\$ -	0%
Maintenance	\$ -		\$ -		\$ -	0%
Owner Direct Purchases	\$ -		\$ -		\$ -	0%
Total	\$ 14,857,608	20%	\$ 59,585,424	80%	\$ 74,443,032	100%

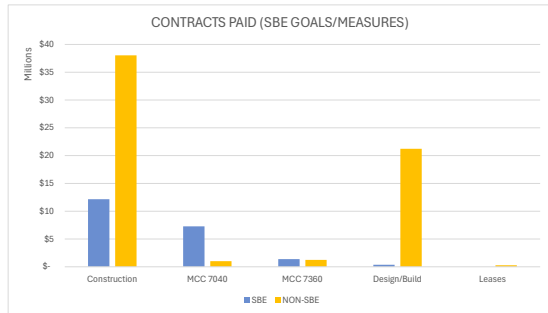


3						
TOTAL CONTRACTS AWARDED (SBE + NO SBE GOALS/MEASURES)						
	SBE		NON-SBE		Total	
Construction	\$ 6,294,203	7%	\$ 87,332,888	93%	\$ 93,627,091	79%
MCC	\$ -		\$ -		\$ -	0%
MCC 7040	\$ 348,244	100%	\$ -	0%	\$ 348,244	0%
MCC 7360	\$ 14,031,009	58%	\$ 10,206,969	42%	\$ 24,237,978	21%
Design/Build	\$ -		\$ -		\$ -	0%
Leases	\$ -		\$ -		\$ -	0%
Maintenance	\$ -		\$ -		\$ -	0%
Owner Direct Purchases	\$ -		\$ -		\$ -	0%
Total	\$ 20,673,456	17%	\$ 97,539,857	83%	\$ 118,213,313	100%

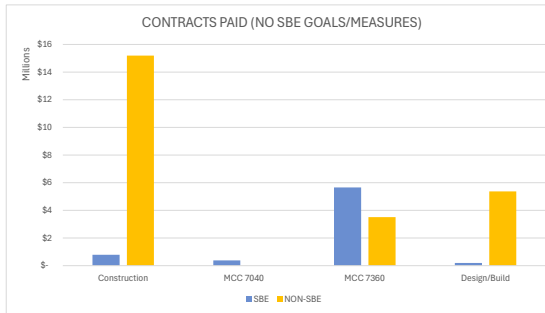


CONTRACTS PAID

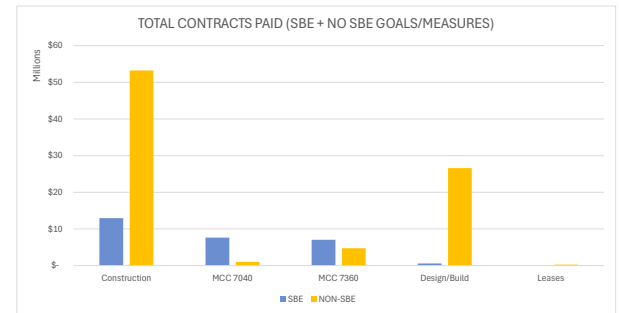
4						
CONTRACTS PAID (SBE GOALS/MEASURES)						
	SBE		NON-SBE		Total	
Construction	\$ 12,149,035	24%	\$ 38,049,459	76%	\$ 50,198,494	61%
MCC	\$ -		\$ -		\$ -	0%
MCC 7040	\$ 7,271,044	88%	\$ 999,864	12%	\$ 8,270,908	10%
MCC 7360	\$ 1,369,608	53%	\$ 1,232,009	47%	\$ 2,601,617	3%
Design/Build	\$ 375,544	2%	\$ 21,233,012	98%	\$ 21,608,556	26%
Leases	\$ -	0%	\$ 270,043	100%	\$ 270,043	0%
Maintenance	\$ -		\$ -		\$ -	0%
Owner Direct Purchases	\$ -		\$ -		\$ -	0%
Total	\$ 21,165,232	26%	\$ 61,784,387	74%	\$ 82,949,618	100%



5						
CONTRACTS PAID (NO SBE GOALS/MEASURES)						
	SBE		NON-SBE		Total	
Construction	\$ 793,547	5%	\$ 15,193,162	95%	\$ 15,986,708	51%
MCC	\$ -		\$ -		\$ -	0%
MCC 7040	\$ 381,079	100%	\$ -	0%	\$ 381,079	1%
MCC 7360	\$ 5,661,668	62%	\$ 3,512,150	38%	\$ 9,173,818	29%
Design/Build	\$ 194,388	3%	\$ 5,367,408	97%	\$ 5,561,796	18%
Leases	\$ -		\$ -		\$ -	0%
Maintenance	\$ -		\$ -		\$ -	0%
Owner Direct Purchases	\$ -		\$ -		\$ -	0%
Total	\$ 7,030,682	23%	\$ 24,072,719	77%	\$ 31,103,401	100%



6						
TOTAL CONTRACTS PAID (SBE + NO SBE GOALS/MEASURES)						
	SBE		NON-SBE		Total	
Construction	\$ 12,942,582	20%	\$ 53,242,621	80%	\$ 66,185,202	58%
MCC	\$ -		\$ -		\$ -	0%
MCC 7040	\$ 7,652,123	88%	\$ 999,864	12%	\$ 8,651,987	8%
MCC 7360	\$ 7,031,276	60%	\$ 4,744,159	40%	\$ 11,775,435	10%
Design/Build	\$ 569,932	2%	\$ 26,600,420	98%	\$ 27,170,352	24%
Leases	\$ -	0%	\$ 270,043	100%	\$ 270,043	0%
Maintenance	\$ -		\$ -		\$ -	0%
Owner Direct Purchases	\$ -		\$ -		\$ -	0%
Total	\$ 28,195,913	25%	\$ 85,857,106	75%	\$ 114,053,020	100%



Miami-Dade County Small Business Enterprise (SBE) Construction Program

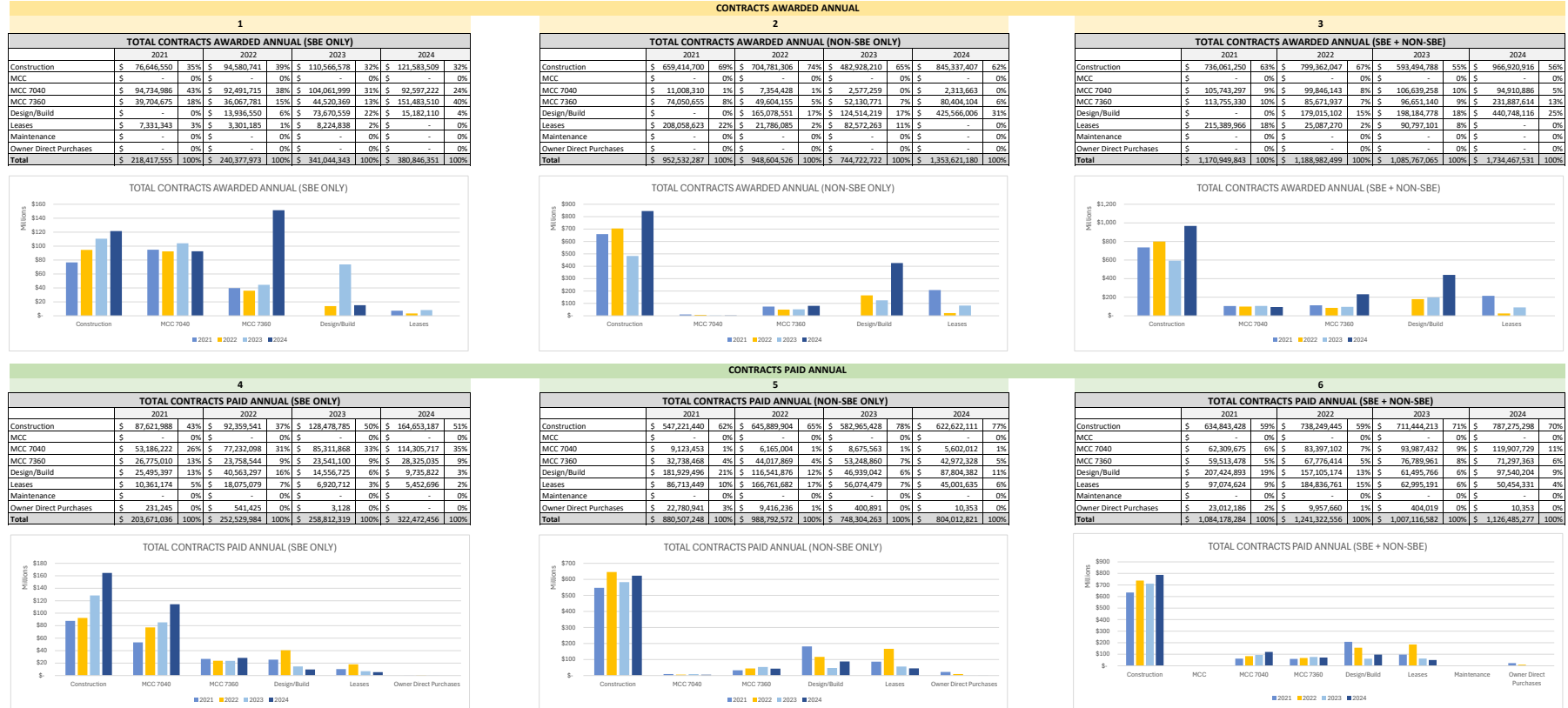
	CONTRACTS AWARDED ANNUAL REPORTING: 2021										CONTRACTS AWARDED ANNUAL REPORTING: 2022										CONTRACTS AWARDED ANNUAL REPORTING: 2023										CONTRACTS AWARDED ANNUAL REPORTING: 2024									
	TOTAL (SBE + NO SBE GOALS/MEASURES)										TOTAL (SBE + NO SBE GOALS/MEASURES)										TOTAL (SBE + NO SBE GOALS/MEASURES)										TOTAL (SBE + NO SBE GOALS/MEASURES)									
Contract Type	SBE	NON-SBE		TOTAL							SBE	NON-SBE		TOTAL						SBE	NON-SBE		TOTAL						SBE	NON-SBE		TOTAL								
1. Construction	76,646.550	10%	659,434.700	90%	736,081.250	63%	94,580.741	12%	704,781.306	88%	799,362.047	67%	110,566.578	19%	482,928.210	81%	593,494.788	50%	121,583.509	13%	845,337.407	87%	966,920.916	56%																
2. MCC																																								
3. MCC 7040	94,734.986	90%	11,008.310	10%	105,743.297	9%	92,481.715	93%	7,354.428	7%	99,846.143	8%	104,064.999	98%	2,577.250	2%	106,639.258	100%	92,597.222	98%	2,313.663	2%	94,910.886	5%																
4. MCC 7360	39,704.675	35%	74,050.655	65%	113,755.330	10%	36,067.781	42%	49,604.155	58%	85,671.937	7%	40,520.160	46%	52,130.771	54%	96,651.140	9%	151,483.510	65%	80,406.104	35%	231,887.614	13%																
5. Design/Build							0		13,936.550	8%	165,078.551	92%	179,015.102	15%	73,670.559	37%	124,514.219	63%	198,184.778	18%	15,182.110	3%	425,566.006	97%	440,748.116	72%														
6. Leases	7,331.343	3%	208,058.633	97%	215,389.966	14%	8,301.189	13%	21,780.085	87%	29,987.420	2%	8,172.838	91%	90,797.101	8%																								
7. Maintenance																																								
8. Owner Direct Purchases	0		0		-	0%					0		0		-	0%				-																				
TOTAL	218,417.555	19%	952,532.287	81%	1,170,949.843	100%	240,377.975	20%	948,604.526	80%	1,188,982.499	100%	341,044.343	31%	744,722.722	69%	1,085,767.065	100%	380,846.351	22%	1,353,621.180	78%	1,734,467.531	100%																

	CONTRACTS AWARDED DEMOGRAPHICS ANNUAL REPORTING: 2021										CONTRACTS AWARDED DEMOGRAPHICS ANNUAL REPORTING: 2022										CONTRACTS AWARDED DEMOGRAPHICS ANNUAL REPORTING: 2023										CONTRACTS AWARDED DEMOGRAPHICS ANNUAL REPORTING: 2024									
	TOTAL (SBE + NO SBE GOALS/MEASURES)										TOTAL (SBE + NO SBE GOALS/MEASURES)										TOTAL (SBE + NO SBE GOALS/MEASURES)										TOTAL (SBE + NO SBE GOALS/MEASURES)									
Ethnicity Type	Male	Female	Unknown	TOTAL	Male	Female	Unknown	TOTAL	Male	Female	Unknown	TOTAL	Male	Female	Unknown	TOTAL	Male	Female	Unknown	TOTAL	Male	Female	Unknown	TOTAL																
1. Asian Pacific American	513.642	90%	58.890	10%	572.442	0%	618.266	49%	649.285	51%	1,267.551	0%	40.887	100%	0	0%	40.887	0.00%	464.967	59%	319.426	41%	784.393	0.05%																
2. Black American	11,413.108	89%	1,383.428	11%	12,796.536	1%	16,785.958	90%	1,891.957	10%	18,677.915	2%	20,338.455	75%	6,808.139	25%	27,146.594	2.50%	19,795.687	81%	4,750.777	19%	24,546.464	1.41%																
3. Caucasian	208,797.759	15%	92,947.129	15%	0	0%	362,744.888	31%	212,446.094	95%	575,260.940	29%	335,485.087	82%	26,605.841	37%	362,091.528	14.01%	585,634.956	97%	16,418.818	3%	602,073.456	34.71%																
4. Hispanic American	327,115.772	85%	37,180.959	10%	0	0%	364,300.731	31%	276,463.676	88%	35,312.517	11%	2,248.029	1%	314,024.223	26%	449,761.655	89%	53,776.206	11%	823.901	0.16%	504,361.761	46.45%																
5. Native American	162.500	100%	0	0%	162.500	0%	0	0%	372.011	100%	372.011	0%	3,650	3%	0	0%	103.270	97%	106.920	0.01%	0	0%	209,633.431	98%																
6. Other Minority	7,667.129	96%	310.528	4%	7,977.657	1%	2,528.690	100%	4,441	0%	2,533.131	0%	12,986.023	100%	14,500	0.11%	7,231	0%	13,007.254	1.20%	4,013.525	2%	785.300	0%																
7. Subcontinent Asian American	610.000	100%	0	0%	610.000	0%	378.141	100%	0	0%	378.141	0%	284.695	10%	1,295.000	81%	0	0%	1,589.695	0.15%	0	0%	0	0.00%																
8. Unknown	143.106	0%	73.078	0%	422,568.906	100%	422,785.050	36%	6,234.953	1%	176.600	0%	505,907.010	99%	512,318.562	43%	76,212.952	20%	310,501.150	80%	387,422.015	35.68%	2,559.476	1%																
TOTAL	656,427.616	56%	91,953.922	8%	422,568.906	36%	1,170,949.843	36%	624,455.777	53%	95,960.739	5%	508,565.982	43%	1,188,982.499	100%	685,123.914	63%	89,202.998	8%	311,435.552	29%	1,085,767.065	100%																

	CONTRACTS PAID ANNUAL REPORTING: 2021										CONTRACTS PAID ANNUAL REPORTING: 2022										CONTRACTS PAID ANNUAL REPORTING: 2023										CONTRACTS PAID ANNUAL REPORTING: 2024									
Contract Type	TOTAL (SBE + NO SBE GOALS/MEASURES)					TOTAL (SBE + NO SBE GOALS/MEASURES)					TOTAL (SBE + NO SBE GOALS/MEASURES)					TOTAL (SBE + NO SBE GOALS/MEASURES)																								
	SBE	NON-SBE		TOTAL		SBE	NON-SBE		TOTAL		SBE	NON-SBE		TOTAL		SBE	NON-SBE		TOTAL		SBE	NON-SBE		TOTAL																
1. Construction	87,621.988	14%	547,221.450	86%	634,843.428	59%	92,359.541	13%	645,889.904	87%	738,249.445	59%	128,478.785	18%	582,965.428	82%	711,444.213	71%	164,653.187	21%	622,622.111	79%	787,275.298	70%																
2. MCC					-	0%																																		
3. MCC 7040	53,196.222	85%	9,123.453	15%	62,309.675	6%	77,232.098	93%	6,165.004	7%	83,397.102	7%	85,311.868	91%	8,675.563	9%	93,987.432	9%	114,305.717	95%	5,602.012	5%	119,907.729	11%																
4. MCC 7360	26,778.010	45%	32,728.488	55%	59,506.498	5%	23,548.54	93%	44,017.860	65%	67,776.414	5%	23,541.100	31%	52,240.860	69%	76,789.961	8%	29,325.025	40%	42,937.228	60%	71,297.263	6%																
5. Design/Build	25,495.397	12%	181,929.496	88%	207,424.893	19%	40,563.297	26%	116,541.876	74%	157,105.174	13%	14,556.725	24%	46,939.042	76%	61,495.766	6%	9,735.822	10%	87,804.382	90%	97,540.204	9%																
6. Leases	10,361.174	11%	86,713.449	89%	97,074.624	9%	18,075.079	10%	166,761.682	90%	184,836.761	15%	56,072.912	11%	56,074.479	89%	62,995.191	6%	5,452.696	11%	45,001.635	89%	50,454.331	4%																
7. Maintenance																																								
8. Owner Direct Purchases	231.245	1%	22,780.941	99%	23,012.186	2%	541.425	5%	9,416.236	95%	9,957.660	1%	3,128	1%	404.891	99%	404.019	0%	0	0%	10,253	100%	10,253	0%																
TOTAL	203,671.636	19%	880,507.248	81%	1,084,178.284	100%	988,792.572	80%	1,241,322.556	100%	258,812.319	26%	748,304.263	74%	1,007,116.582	100%	322,472.456	29%	804,012.821	71%	1,126,485.277	100%																		

Ethnicity Type	CONTRACTS PAID DEMOGRAPHICS ANNUAL REPORTING: 2021										CONTRACTS PAID DEMOGRAPHICS ANNUAL REPORTING: 2022										CONTRACTS PAID DEMOGRAPHICS ANNUAL REPORTING: 2023										CONTRACTS PAID DEMOGRAPHICS ANNUAL REPORTING: 2024																																																																																																																																																																																																																																																																																																																																																																																																																																																																																																																																																																																																																																																																																																																																																																																																																																																																																																																																																																																																																																																																																																																																																																																																																																																																																																																																																																																																																																																																																																																																																									
	TOTAL (SBE + NO SBE GOALS/MEASURES)										TOTAL (SBE + NO SBE GOALS/MEASURES)										TOTAL (SBE + NO SBE GOALS/MEASURES)										TOTAL (SBE + NO SBE GOALS/MEASURES)																																																																																																																																																																																																																																																																																																																																																																																																																																																																																																																																																																																																																																																																																																																																																																																																																																																																																																																																																																																																																																																																																																																																																																																																																																																																																																																																																																																																																																																																																																																																																									
	Male	Female	Unknown								Male	Female	Unknown								Male	Female	Unknown											Male	Female	Unknown																																																																																																																																																																																																																																																																																																																																																																																																																																																																																																																																																																																																																																																																																																																																																																																																																																																																																																																																																																																																																																																																																																																																																																																																																																																																																																																																																																																																																																																																																																																																																				
1. Asian Pacific American	738.525	100%	0%	0%	738.525	0.07%					431.604	78%	121.452	22%	555.556	0.04%					404.944	72%	188.533	28%		685.477	0.07%					660.892	93%	50.787	7%																																																																																																																																																																																																																																																																																																																																																																																																																																																																																																																																																																																																																																																																																																																																																																																																																																																																																																																																																																																																																																																																																																																																																																																																																																																																																																																																																																																																																																																																																																																																																					

Miami-Dade County Small Business Enterprise (SBE) Construction Program
Yearly Reporting




Miscellaneous Construction Contract

MCC-9-18

(MCM Corporation)

MAGNUM CONSTRUCTION MANAGEMENT MISCELLANEOUS CONSTRUCTION CONTRACTS MCC-9-18

CM SBE-C Advisory Board Update
May 2025



SBE-C & G/S PROJECT INFORMATION TO-DATE

Total dollar value of all awarded (Award Amount):	Total dollar value of Cost of Work:	Total dollar value contracted to SBE's to- date:
\$24,814,527.94	\$20,364,889.53	\$18,841,344.65
Total dollar value of payment received by MCM (Paid Amount) :	Total number of GMP's:	Total number of packages SBE's contracted to date:
\$18,346,732.53	0	114

Total percentage contracted all SBE's to-date: **92.5%**

(Total dollar value contracted to SBE's divided by total dollar value cost of work equals SBE percentage)

SBE BREAKOUT TO-DATE – CONSTRUCTION AND GOODS & SERVICES

Total \$ contracted SBE-C's \$18,348,443.68	Total % contracted SBE-C's 90.1%	Total \$ paid-to-date SBE-C's \$15,461,489.46	Total % paid-to-date SBE-C's 86.4%
Total \$ contracted SBE-Goods & Services \$492,900.97	Total % contracted SBE- Goods & Services 8.6%	Total \$ paid-to-date SBE-Goods & Services \$441,668.53	Total % paid-to-date SBE-Goods & Services 11.1%

SBE BREAKOUT TO-DATE – CONSTRUCTION MANAGEMENT

Total \$ contracted SBE-C Qualifier MCO \$1,589,164.70	18% - Total % contracted SBE-C Qualifier MCO 19.5%	Total \$ paid-to-date SBE-C Qualifier MCO \$ 1,179,284.98	Total % paid-to-date SBE-C MCO 18.7%
Total \$ contracted SBE-C Qualifier Gamax \$698,536.32	4% - Total % contracted SBE-C Qualifier Gamax 8.6%	Total \$ paid-to-date SBE-C Qualifier Gamax \$412,892.96	Total % paid-to-date SBE-C Gamax 6.6%

SBE-CONSTRUCTION BREAKDOWN (LIST ALL FIRMS)

Subcontractor	Project	Original Contract Amount with Change Order	Amount Paid to Date	Demographic Data
Clearview Electric Inc	SAO 1/5 - Y128A Bldg. 3030	\$141,468.65	\$141,468.65	African American/Male
Delka Innovo Group Inc	SAO 1/5 - Y128A Bldg. 3030	\$73,681.29	\$73,681.29	Hispanic/ Male
L & T Fire LLC	SAO 1/5 - Y128A Bldg. 3030	\$8,575.00	\$8,575.00	Hispanic/ Female
OnAir Inc	SAO 1/5 - Y128A Bldg. 3030	\$10,200.00	\$10,200.00	Hispanic/ Male
Clearview Electric Inc	SAO 2/6 – WO64A	\$33,080.72	\$33,080.72	African American/Male

SBE-CONSTRUCTION BREAKDOWN (CONTINUED)

Subcontractor	Project	Original Contract Amount with Change Order	Amount Paid to Date	Demographic Data
Massu Infrastructure Coating LLC	SAO 2/6 – W064A	\$3,884.00	\$3,884.00	Hispanic/ Male
Milestone Fire Protection LLC	SAO 2/6 – W064A	\$79,536.41	\$79,536.41	Hispanic/ Male
C L Elias Construction Inc.	SAO 3 – V008F	\$27,592.00	\$27,592.00	Caucasian/ Female
Clearview Electric Inc	SAO 3 – V008F	\$36,160.00	\$36,160.00	African American/Male
Paradise Construction	SAO 4/8 – U010F-5	\$48,725.00	\$48,725.00	Hispanic/ Male

SBE-CONSTRUCTION BREAKDOWN (CONTINUED)

Subcontractor	Project	Original Contract Amount with Change Order	Amount Paid to Date	Demographic Data
Ameradrain Plumbing Corp	SAO 4/8 – U010F-5	\$17,257.00	\$17,257.00	Hispanic/ Male
OnAir Inc	SAO 4/8 – U010F-5	\$63,650.00	\$63,650.00	Hispanic/ Male
MGA Electric Inc	SAO 4/8 – U010F-5	\$16,866.46	\$16,866.46	African American/ Male
Delka Innovo Group Inc.	AA046A	\$28,255.00	\$28,255.00	Hispanic/ Male
MAC 195 Engineering	AA046A	\$165,000.00	\$165,000.00	Hispanic/ Male

SBE-CONSTRUCTION BREAKDOWN (CONTINUED)

Subcontractor	Project	Original Contract Amount with Change Order	Amount Paid to Date	Demographic Data
Ohana Construction Group	AA126A-2	\$389,044.78	\$349,131.79	Hispanic / Male
Conbuild LLC (Pkg B)	AA126A-2	\$252,204.35	\$212,067.88	Hispanic / Female
Conbuild LLC (Pkg C)	AA126A-2	\$134,456.00	\$115,335.71	Hispanic / Female
Delka Innovo Group Inc	AA126A-2	\$47,017.97	\$42,498.00	Hispanic/ Male
Paradise Construction	AA126A-2	\$164,082.87	\$155,073.72	Hispanic / Male

SBE-CONSTRUCTION BREAKDOWN (CONTINUED)

Subcontractor	Project	Original Contract Amount with Change Order	Amount Paid to Date	Demographic Data
Massu Infrastructure Coating LLC	AA126A-2	\$42,153.00	\$38,620.35	Hispanic / Male
Green Engineering & Construction	AA126A-2	\$183,157.60	\$173,242.95	Hispanic / Male
C.J. Fire Protection	AA126A-2	\$68,000.00	\$64,030.00	African American / Male
People's Plumbing & Mechanical	AA126A-2	\$409,102.00	\$385,568.90	Hispanic / Female
OnAir Inc.	AA126A-2	\$95,412.40	\$87,079.28	Hispanic / Male

SBE-CONSTRUCTION BREAKDOWN (CONTINUED)

Subcontractor	Project	Original Contract Amount with Change Order	Amount Paid to Date	Demographic Data
Thevenin Enterprises, Inc	AA126A-2	\$256,700.00	\$241,233.66	Hispanic / Male
Delka Innova Group PkgA	AA126A-1	\$389,822.79	\$355,123.31	Hispanic / Male
Delka Innova Group Pkg B	AA126A-1	\$226,339.92	\$202,171.68	Hispanic / Male
Delka Innova Group PkgC	AA126A-1	\$43,425.10	\$39,467.75	Hispanic / Male
Paradise Construction Corp.	AA126A-1	\$178,680.00	\$161,861.00	Hispanic / Male

SBE-CONSTRUCTION BREAKDOWN (CONTINUED)

Subcontractor	Project	Original Contract Amount with Change Order	Amount Paid to Date	Demographic Data
Massu Infrastructure Coating	AA126A-1	\$24,819.00	\$18,400.00	Hispanic / Male
Commercial Interior Contractor	AA126A-1	\$43,803.13	\$30,581.57	Hispanic / Female
Milestone Fire Protection LLC	AA126A-1	\$38,963.67	\$35,541.72	Hispanic / Male
Mag Construction Inc	AA126A-1	\$448,000.54	\$396,521.03	Hispanic / Male
OnAir Inc.	AA126A-1	\$73,000.00	\$50,213.68	Hispanic / Male

SBE-CONSTRUCTION BREAKDOWN (CONTINUED)

Subcontractor	Project	Original Contract Amount with Change Order	Amount Paid to Date	Demographic Data
Thevenin Enterprises, Inc	AA126A-1	\$279,650.00	\$241,442.50	Hispanic / Male
Delka Innovo Group	AA126A-3	\$424,058.85	\$399,333.65	Hispanic / Male
Paradise Construction Corp.	AA126A-3	\$93,588.62	\$51,099.19	Hispanic / Male
Delka Innovo Group	AA126A-3	\$15,000.00	\$13,680.00	Hispanic / Male
Epic Consultants Inc.	AA126A-3	\$155,001.00	\$138,564.15	Hispanic / Male

SBE-CONSTRUCTION BREAKDOWN (CONTINUED)

Subcontractor	Project	Original Contract Amount with Change Order	Amount Paid to Date	Demographic Data
Delka Innovo Group	AA126A-3	\$21,292.22	\$18,316.82	Hispanic / Male
Milestone Fire Protection LLC	AA126A-3	\$62,800.00	\$28,975.00	Hispanic / Male
People's Plumbing & Mechanical	AA126A-3	\$587,048.71	\$536,364.69	Hispanic / Female
Gamma Air System Inc	AA126A-3	\$51,700.00	\$49,774.14	Hispanic / Male
Thevenin Enterprises Inc	AA126A-3	\$272,488.13	\$240,398.88	Hispanic / Male

SBE-CONSTRUCTION BREAKDOWN (CONTINUED)

Subcontractor	Project	Original Contract Amount with Change Order	Amount Paid to Date	Demographic Data
Low Voltage Systems Inc	AA136 A	\$1,117,090.57	\$1,117,090.57	Hispanic / Male
AAP Construction Group	T072E-1	\$56,250.00	\$56,250.00	Hispanic / Male
Milestone Fire Protection	T072E-1	\$33,000.00	\$33,000.00	Hispanic / Male
OnAir Inc	T072E-1	\$23,900.00	\$23,900.00	Hispanic / Male
New Era Electric Inc	T072E-1	\$31,280.00	\$31,280.00	Hispanic / Male

SBE-CONSTRUCTION BREAKDOWN (CONTINUED)

Subcontractor	Project	Original Contract Amount with Change Order	Amount Paid to Date	Demographic Data
Clearview Electric Inc	T072B-3	\$720,000.00	\$604,313.71	African American / Male
Conbuild LLC	X116A Ph IV	\$173,298.24	\$163,871.53	Hispanic / Male
Chavez South Florida	X116A Ph IV	\$72,915.82	\$72,915.82	Hispanic / Male
Delka Innovo Group	X116A Ph IV	\$15,985.61	\$15,985.61	Hispanic / Male
Kesoki Painting LLC	X116A Ph IV	\$7,050.00	\$7,050.75	Hispanic / Female

SBE-CONSTRUCTION BREAKDOWN (CONTINUED)

Subcontractor	Project	Original Contract Amount with Change Order	Amount Paid to Date	Demographic Data
C. J. Fire Protection	X116A Ph IV	\$12,000.00	\$12,000.00	African American / Male
RCR Plumbing Services	X116A Ph IV	\$55,061.88	\$55,061.88	Hispanic / Male
Thevenin Enterprises	X116A Ph IV	\$15,879.00	\$15,879.00	Hispanic / Male
Jador International Corp	X116A Ph IV	\$53,544.49	\$36,819.16	African American / Female
Commercial Interior Contractors	X116A Ph IV	\$85,271.49	\$85,217.49	Hispanic / Female

SBE-CONSTRUCTION BREAKDOWN (CONTINUED)

Subcontractor	Project	Original Contract Amount with Change Order	Amount Paid to Date	Demographic Data
Epic Consultant Inc	D105C-1A	\$1,378,808.00	\$1,261,559.15	Hispanic / Male
Epic Consultant Inc	D105C-1A	\$278,433.40	\$123,788.80	Hispanic / Male
Massu Infrastructure Coatings, LLC	D105C-1A	\$25,979.00	\$4,687.30	Hispanic / Male
Thevenin Enterprises	D105C-1A	\$1,462,562.00	\$676,372.92	Hispanic / Male
Ruben Electric Technology	SAO 7/11	\$27,931.00	\$27,931.00	Hispanic / Male

SBE-CONSTRUCTION BREAKDOWN (CONTINUED)

Subcontractor	Project	Original Contract Amount with Change Order	Amount Paid to Date	Demographic Data
Ohana Construction Group	SAO 7/11	\$18,500.00	\$18,500.00	Hispanic / Male
Milestone Fire Protection LLC	SAO 7/11	\$2,680.00	\$2,680.00	Hispanic / Male
Delka Innovo Group	U023A	\$90,317.63	\$78,838.17	Hispanic / Male
Gamma Air System Inc	U023A	\$498,000.00	\$492,283.27	Hispanic / Male
Ruben Electric Technology	U023A	\$57,457.86	\$56,075.76	Hispanic / Male

SBE-CONSTRUCTION BREAKDOWN (CONTINUED)

Subcontractor	Project	Original Contract Amount with Change Order	Amount Paid to Date	Demographic Data
C L Elias Construction Inc	AC007A	\$70,575.52	\$70,575.52	Caucasian/ Female
Paradise Construction Corp	AC007A	\$77,591.82	\$77,591.83	Hispanic / Male
C L Elias Construction Inc	AC007A	\$35,894.00	\$35,894.00	Caucasian/ Female
Delka Innovo Group	AC007A	\$34,808.20	\$34,808.20	Hispanic / Male
Delka Innovo Group	AC007A	\$22,000.00	\$22,000.00	Hispanic / Male

SBE-CONSTRUCTION BREAKDOWN (CONTINUED)

Subcontractor	Project	Original Contract Amount with Change Order	Amount Paid to Date	Demographic Data
Milestone Fire Protection	AC007A	\$58,000.00	\$58,000.00	Hispanic / Male
Gamma Air System Inc	AC007A	\$67,851.54	\$67,851.54	Hispanic / Male
MGA Electric Inc	AC007A	\$169,275.12	\$169,275.12	African American/ Male
Ohana Construction Group	AB050A	\$1,400,000.00	\$1,400,000.00	Hispanic / Male
Milestone Fire Protection	AB050A	\$43,300.00	\$43,300.00	Hispanic / Male

SBE-CONSTRUCTION BREAKDOWN (CONTINUED)

Subcontractor	Project	Original Contract Amount with Change Order	Amount Paid to Date	Demographic Data
JCR Mechanical Contractor Inc	AB050A	\$53,211.26	\$53,211.26	Hispanic / Male
OnAir Inc	AB050A	\$108,800.00	\$108,800.00	Hispanic / Male
New Era Electric Inc	AB050A	\$395,580.00	\$356,717.40	Hispanic / Male
Delka Innovo Group	AC007A	\$26,083.00	\$26,083.00	Hispanic / Male
CL Elias Construction	BA029A	\$100,913.00	\$61,628.07	Caucasian/ Female

SBE-CONSTRUCTION BREAKDOWN (CONTINUED)

Subcontractor	Project	Original Contract Amount with Change Order	Amount Paid to Date	Demographic Data
Paradise Awning Corporate	BA029A	\$163,000.00	\$50,359.50	Hispanic / Male
Ruben Electric Technology	BA029A	\$62,900.00	\$27,585.23	Hispanic / Male
JCR Mechanical Contractors	YU010F-7.2	\$25,240.00	\$19,464.13	Hispanic / Male
Flietes Construction Groups Inc.	YU010F-7.2	\$37,500.00	\$33,216.75	Hispanic / Male
Ruben Electrical Technology	YU010F-7.2	\$33,916.00	\$25,872.80	Hispanic / Male

SBE-CONSTRUCTION BREAKDOWN (CONTINUED)

Subcontractor	Project	Original Contract Amount with Change Order	Amount Paid to Date	Demographic Data
Delka Innovo Group	AC007B	\$66,100.00	\$28,105.75	Hispanic / Male
JJAS Door Installations, Inc.	AC007B	\$16,309.00	\$807.24	Hispanic / Female
Delka Innovo Group	AC007B	\$45,100.00	\$27,558.36	Hispanic / Male
D Torr General Contractor Inc.	AC007B	\$33,539.85	\$4,512.50	Hispanic / Male
JCR Mechanical	AC007B	\$19,431.55	\$0.00	Hispanic / Male

SBE-CONSTRUCTION BREAKDOWN (CONTINUED)

Subcontractor	Project	Original Contract Amount with Change Order	Amount Paid to Date	Demographic Data
D Torr General Contractor Inc.	AC007B	\$11,055.77	\$1,067.55	Hispanic / Male
Milestone Fire Protection	AC007B	\$56,200.00	\$0.00	Hispanic / Female
OnAir Inc.	AC007B	\$34,800.00	\$17,598.75	Hispanic / Male
Jador International	AC007B	\$169,970.68	\$55,886.24	African American / Female
Ohana Construction Group	AB041A	\$1,700,000.00	\$1,195,922.79	Hispanic / Male

SBE-CONSTRUCTION BREAKDOWN (CONTINUED)

Subcontractor	Project	Original Contract Amount with Change Order	Amount Paid to Date	Demographic Data
C. J. Fire Protection	AB041A	\$37,000.00	\$0.00	African American / Male
JCR Mechanical Contractor Inc	AB041A	\$75,200.00	\$48,464.89	Hispanic / Male
JCR Mechanical Contractor Inc	AB041A	\$97,500.00	\$84,057.19	Hispanic / Male
MAC 195 Engineering	AB041A	\$285,000.00	\$248,057.19	Hispanic / Male

SBE-CONSTRUCTION BREAKDOWN (CONTINUED)

Subcontractor	Project	Original Contract Amount with Change Order (Dollar Amount & Percent SBE Projected to Earn)	Amount Paid to Date (Dollar Amount & Percent Paid to Date)	Demographic Data

Total \$ contracted SBE-C's	Total % contracted SBE-C's	Total \$ paid-to-date SBE-C's	Total % paid-to-date SBE-C's
\$18,348,443.68	90.1 %	\$ 15,461,489.46	86.4%

SBE-C GOODS AND SERVICES BREAKDOWN

Subcontractor	Project	Original Contract Amount with Change Order (Dollar Amount & Percent SBE Projected to Earn)	Amount Paid to Date (Dollar Amount & Percent Paid to Date)	Demographic Data
Ginley Lawn Service & Landscaping	AB050A	\$323,600.00	\$316,933.33	Hispanic / Male
Mora United	AB041A	\$169,300.97	\$124,735.20	Hispanic / Male

Total \$ contracted SBE-G&S	Total % contracted SBE-G&S	Total \$ paid-to-date SBE-G&S	Total % paid-to-date SBE-G&S
\$492,900.97	8.6 %	\$441,668.53	11.1%

SBE-CONSTRUCTION DEMOGRAPHIC DATA

TOTAL NUMBER OF FIRMS: 33

3 African-American Male -
owned
(7.0% of SBE-C)
\$1,187,428.42

1 African-American Female
owned
(2.00% of SBE-C)
\$206,789.84

18 Hispanic Male owned
(65.0% of SBE-C)
\$12,536,846.52

8 Hispanic Female owned
(25.0% of SBE-C)
\$1,883,221.09

1 Caucasian Female
owned
(2.0% of SBE-C)
\$239,656.52

9 Woman-owned
(13.0% of SBE-C)
\$2,329,667.45

SBE-GOODS AND SERVICES DEMOGRAPHIC DATA

TOTAL NUMBER OF FIRMS: 2

2 Hispanic Male owned
(100.0% of SBE-G & S)
\$492,900.97

SBE QUALIFIER BREAKDOWN (LIST ALL FIRMS)

Subcontractor	Project	Original Contract Amount with Change Order	Amount Paid to Date	Demographic Data
MCO Construction & Services Inc	MCC-9-18	\$1,589,164.70	\$1,179,284.98	African American/ Female
Gamax Consulting	MCC-9-18	\$698,536.32	\$412,892.96	Hispanic/ Female
SBE Qualifier Total:		\$2,287,701.02	\$1,592,177.94	

Total \$ contracted SBE Qualifier	Total % contracted SBE Qualifier
\$2,287,701.02	28.0 %

Total \$ paid-to-date SBE Qualifier	Total % paid-to-date SBE Qualifier
\$1,592,177.94	25.3%

SBE QUALIFIER DEMOGRAPHIC DATA

TOTAL NUMBER OF FIRMS: 2

1 African-American owned
(50.0% of SBE)
\$1,589,164.70

1 Hispanic owned
(50.0% of SBE)
\$698,536.32

0 Caucasian owned
(0.0% of SBE)

2 Woman-owned
(100.0% of SBE)
\$2,287,701.02

DBE PROJECT INFORMATION TO-DATE

Total dollar value of all awarded (Award Amount):	Total dollar value of Cost of Work:	Total dollar value contracted to DBE's to- date:
\$6,392,157.89	\$5,391,460.37	\$4,852,708.26
Total dollar value of payment received by MCM (Paid Amount) :	Total number of GMP's:	Total number of packages DBE's contracted to date:
\$1,708,034.48	0	2

Total percentage contracted all DBE's to-date: **90.0%**

(Total dollar value contracted to DBE's divided by total dollar value cost of work equals DBE percentage)

DBE CONSTRUCTION BREAKDOWN (LIST ALL FIRMS)

Subcontractor	Project	Original Contract Amount with Change Order	Amount Paid to Date	Demographic Data
MAC 195 Engineering – (54% DBE Goal)	Y145A	\$981,282.26	\$921,619.15	Hispanic/ Male
Conbuild, LLC – (44% DBE Goal)	V008F-2	\$3,871,426.00	\$148,247.50	Hispanic/ Male
DBE Participation Total:		\$4,852,708.26	\$1,069,866.65	

Total \$ contracted DBE Participation	Total % contracted DBE
\$4,852,708.26	90.0%

Total \$ paid-to-date DBE Participation	Total % paid-to-date DBE
\$1,069,866.65	62.6%

THANK YOU

**Design, Build, Finance, Operate, Maintain
Civil and Probate Courthouse**

(Plenary Justice Miami LLC)

MIAMI-DADE COUNTY NEW CIVIL AND PROBATE COURTHOUSE



Partial Project Team

Armando Perez
Estimating Manager
786-734-2539
armando.perez@tutorperini.com

Mark Makary
Senior Vice President
Chief Estimator
978-618-6422
mark.makary@tutorperini.com

SBE ADVISORY BOARD MEETING
July 21st, 2025

Tutor Perini
CORPORATION

OVERALL CONTRACT SCOPE OF WORK

NOTICE TO PROCEED DATE : JANUARY 24TH, 2020

CONSTRUCTION END DATE : JUNE 27TH, 2025

- Overall contract scope of work: New courthouse building, 24 stories high. Scope consists of site work, building shell, building envelope, interiors, furniture, fixtures and equipment, mechanical systems, life safety systems, electrical systems, security, and access control.
- Building construction completed. Mechanical, electrical and life systems undergoing Punch List with final inspections and sign-offs ongoing.
- The SBE Goal for this project is 13.11% SBE-Construction category only.



PROJECT INFORMATION TO-DATE

Total dollar value of all awarded GMP's (Award Amount): \$262,767,000.00	Total dollar value of Cost of Work: \$174,566,214.00	Total dollar value contracted or committed to SBE's to-date (all GMP's): \$39,821,181.66
Total dollar value of payment received by Tutor Perini Corporation (Paid Amount) : \$234,992,538.46	Total number of GMP's: 13	Total number of SBE's contracted or committed to date (all GMP's): 9
Total percentage contracted all SBE's to-date: 22.81%		
(Total dollar value contracted to SBE's divided by total dollar value cost of work equals SBE percentage)		

SBE BREAKOUT TO DATE

Total \$ contracted SBE-C's \$39,821,181.66	Total % contracted SBE-C's 22.81%	Total \$ paid-to-date SBE-C's \$37,542,529.58	Total % paid-to-date of the commitment to SBE-C's 94.28%
Total \$ contracted SBE-G/S N/A	Total % contracted SBE-G/S N/A	Total \$ paid-to-date SBE-G/S N/A	Total % paid-to-date SBE-G/S N/A
Total \$ contracted Mentor Protégé N/A	Total % contracted Mentor Protégé N/A	Total \$ paid-to-date Mentor Protégé N/A	Total % paid-to-date Mentor Protégé N/A

SBE – CONSTRUCTION BREAKDOWN

Subcontractor	Project	Original Contract Amount with Change Order	Amount Paid to Date	Demographic Data
Titan Construction Group, Inc.	RFP-00953	\$2,130,204.00	\$2,130,204.00	African American
Trojan Builders Inc.	RFP-00953	\$14,600,000.00	\$12,872,433.33	Caucasian
TRU-PROOF INC. (Installation labor sub-sub)	RFP-00953	\$4,673,360.17	\$4,673,360.17	Hispanic
Low Voltage Systems, Inc.	RFP-00953	\$5,236,366.31	\$5,159,975.10	Hispanic
Jorrin Construction Mgmt (Installation labor sub-sub)	RFP-00953	\$5,599,065.01	\$5,599,065.01	Hispanic
John Bell Construction	RFP-00953	\$4,360,212.58	\$4,251,207.28	Hispanic
Hodges Erectors	RFP-00953	\$701,423.44	\$695,052.89	Hispanic
Commercial Interior Contractors	RFP-00953	\$2,507,550.15	\$2,148,231.80	Woman
R&G Engineering	RFP-00953	\$13,000.00	\$13,000.00	Hispanic
Total \$ contracted SBE-C's	Total % contracted SBE-C's	Total \$ paid-to-date SBE-C's	Total % paid-to-date of the commitment to SBE-C's	
\$39,821,181,66	22.81%	\$37,542,529.58	94.28%	

6 Hispanic-owned (67% of SBE-C) \$20,391,660.45 (54% of Paid to Date)	1 African-American owned (11% of SBE-C) \$2,130,204.00 (6% of Paid to Date)	1 Caucasian owned (11% of SBE-C) \$12,872,433.33 (34% of Paid to Date)	1 Woman owned (11% of SBE-C) \$2,148,231.80 (6% of Paid to Date)
--	--	---	---

• **TOTAL NUMBER OF FIRMS: 9**

**SBE – CONSTRUCTION
DEMOGRAPHIC DATA
AMOUNTS PAID**

ISSUE/CONCERN WITH SBES/SBE PROGRAM

- NONE

THANK YOU



MSC Cruise Terminal
(Fincantieri Infrastructure Florida)

FINCANTIERI INFRASTRUCTURE FLORIDA, INC.

PROJECT NAME : MSC CRUISE TERMINAL

PROJECT NO: 2017-001.01

CM SBE-C Advisory Board Update July 2025



Compliance Team

Francesca Altobelli

Francesca.altobelli@fincantieri-infrastructure.it

Dawn Ahomed

dawn.ahomed@fl.fcinfrastructure.com

Deborah Ductant

deborah.ductant@fl.fcinfrastructure.com

CONTRACT SCOPE OF WORK

NOTICE TO PROCEED DATE : 09/01/2021
END DATE : 06/2025

As noted in the Project Worksheet, the project is comprised of:

A design-build project for a shared multi-vessel cruise terminal and parking garage complex to service three (3) cruise vessels simultaneously with a total capacity of up to 18,000 cruise passengers. The Project will also include the development of two new cruise berths (Berths 8 and 9) consisting of a new bulkhead wall system, mooring and wind bollards, fenders, supporting runways for four passenger boarding bridges, provisioning facilities to support Berths 8 and 9, and other site and waterside improvements and connection to PortMiami roadways.



Contract Goals:

SBE-A/E
14%

SBE-C
10.01%

SBE-G/S
2.2%

PROJECT INFORMATION TO-DATE

<p>Total value of all awarded Guarantee Maximum Price ("GMP") (Award Amount):</p> <p>Design-Build contract: €171,747,139.97 (SoG contract not eligible for SBE)</p>	<p>Total dollar value of Cost of Work:</p> <p>\$193,069,413</p>	<p>Total dollar value contracted to SBE's to date (all GMP's):</p> <p>\$51,566,644.57 (includes SBE G/S and SBE C)</p>
<p>Total value of payment received by Fincantieri:</p> <p>€155,681,334.25 (\$163,371,992.16) (excludes SoG Values and change orders to DB)</p>	<p>Total number of GMP's (To Lump Sump):</p> <p>-</p>	<p>Total number of SBE's contracted to date:</p> <p>7</p>
<p>Total percentage contracted all SBE's to-date: 26.70% (Total dollar value contracted to SBE's divided by total dollar value cost of work equals SBE percentage)</p>		

SBE BREAKOUT TO-DATE

Total \$ contracted SBE-C's	Total % contracted SBE-C's	Total \$ paid-to-date SBE-C's	Total % paid-to-date SBE-C's
\$34,379,755.57	17.80%	\$30,688,847.50	89.26%
Total \$ contracted SBE-Services	Total % contracted SBE-Services	Total \$ paid-to-date SBE-Services	Total % paid-to-date SBE-Services
\$17,186,889.00	8.90%	\$14,681,041.16	85.42%

SBE-CONSTRUCTION BREAKDOWN

Subcontractor	Project	Contract Amount (with Change Orders)	Amount Paid to Date
Atlantic Coast Drilling, Inc. <small>*Hispanic-Male Owned Firm</small>	2017.001.01	\$507,205.00	\$507,205.00
Buildings-Bridges-Roadway-Group, LLC <small>*Hispanic-Male Owned Firm</small>	2017.001.01	\$600,000.00	\$414,214.70
Trojan Builders, Inc. <small>*Caucasian-Male Owned Firm</small>	2017.001.01	\$3,110,376.57	\$2,661,390.62
Quality Construction Performance, Inc. <small>*Hispanic-Male Owned Firm</small>	2017.001.01	\$22,920,668.42	\$20,080,256.84
The Structure Group, LLC <small>* Woman Owned Firm</small>	2017.001.01	\$7,241,505.58	\$7,025,780.34

Total \$ Contracted SBE-CON	Total % contracted SBE-CON
\$34,379,755.57	17.80%

Total \$ paid to date SBE-CON	Total % paid to date SBE-CON
\$30,688,847.50	89.26%

SBE-CONSTRUCTION DEMOGRAPHIC DATA

TOTAL NUMBER OF FIRMS: #5

#4 Hispanic-owned
(91.42%
or
\$28,361,678.22
of SBE-CON)

#0 African-American owned
(0% OF SBE-CON)

#1 Caucasian owned
(8.57%
or
\$2,661,390.62
OF SBE-CON)

#1 Woman-owned
(22.64%
or
\$7,025,780.34
OF SBE-CON)

This woman firm is also Hispanic and is
counted twice.

SBE-GOODS AND SERVICES BREAKDOWN

Subcontractor	Project	Contract Amount (with Change Orders)	Amount Paid to Date
Tom Graboski Associates, Inc. *Caucasian-Male Owned Firm **currently listed as a 1st Tier but will be amended to 2nd tier	2017.001.01	\$257,850.00	\$244,525.00
Paradise Awnings Corporation *Hispanic-Male Owned Firm	2017.001.01	\$ 16,929,039.44	\$14,436,516.16

Total \$ Contracted SBE-SERVICES	Total % contracted SBE-SERVICES
\$17,186,889.44	8.90%

Total \$ paid to date SBE-CON	Total % paid to date SBE-CON
\$14,681,041.16	85.42%

SBE-GOODS & SERVICES DEMOGRAPHIC DATA

TOTAL NUMBER OF FIRMS: #2

#1 Hispanic-owned
(98.29%
or
\$14,436,516.16
of SBE-G&S)

#0 African-American owned
(0% of SBE-G&S)

#1 Caucasian owned
(1.70% or \$244,525.00
of SBE-G&S)

#0 Woman-owned
(0% of SBE-G&S)

DEMOGRAPHIC DATA SBE #7

SBE FIRMS=TOTAL

Total Dollars Contract: \$51,913,696.43

#5-Hispanic-Owned

(93.51% or \$48,545,469.86 of SBE-CON and G&S)

#0-African-American-Owned

(0% or \$0 of SBE-CON and G&S)

#2-Caucasian-Owned

(6.48% or \$3,368,226.57 of SBE-CON and G&S)

#0-Asian-Owned

(0% of SBE-CON and G&S)

#1-Woman-Owned

(14.04% or \$7,289,773.86 of SBE-CON and G&S)

The woman firm is also Hispanic Owned and counted twice

ISSUE/CONCERN WITH SBEs/SBE PROGRAM

- None

THANK YOU

ED Expansion and Renovation

JACKSON HEALTH SYSTEM ED EXPANSION AND RENOVATION - PROJECT NO. & DTC EAST TOWER VERTICAL EXPANSION (SHELL) 4114973 & 4114974

CM SBE-C Advisory Board Update
July 2025

Project Team

Vincent Collins, III – Senior Project Manager
954.605.7688

Vincent.Collins@skanska.com

Carlos Sanango – Project Manager (DTC)
954.218.6101

Carlos.SanangoDutan@skanska.com

Eduardo Pollo – Project Manager (ED EXP)
954.529.0362

Eduardo.Pollo@skanska.com

Jesus Martinez – Project Manager (ED EXP)
786.510.2818

Jesus.Martinez@skanska.com

Alvaro Sanchez – Project Manager (ED EXP)
954.218.6046

Alvaro.Sanchez@skanska.com

Frank Longo – VP Project Executive
904.237.0807

Frank.Longo@skanska.com

Robert Tyler – President (IGWT)
786.344.7469

rt Tyler@igwtconstructioninc.us



**DTC EAST TOWER VERTICAL EXPANSION
OVERALL CONTRACT SCOPE OF WORK
NOTICE TO PROCEED DATE: 05.08.2023
DTC END DATE: MARCH 2025**

- **Design Assist:** Preconstruction (CIP Concrete, Mechanical HVAC, Exterior Glazing, Precast, Electrical, and Fire Protection)
- **GMP 1:** Enabling Scopes (Site Prep, Structure, Envelope, MEP)
- **GMP 2:** Roofing, Doors/Hardware, Painting and Wallcoverings,
- **GMP 3:** Building Envelope and Finish Trade Scopes

**ED EXPANSION & RENOVATION –
OVERALL CONTRACT SCOPE OF WORK
NOTICE TO PROCEED DATE: 05.08.2023
PROJECT END: JANUARY 2027**

- **Design Assist:** Preconstruction (CIP Concrete, Mechanical HVAC, Exterior Glazing, Precast, Electrical, and Fire Protection)
- **GMP 1:** Enabling Scope (Utility Demolition, Selective Demolition, metal framing and drywall)
- **GMP 2:** Building Structure and Envelope; Sitework and Underground Utilities
- **GMP 3:** Interior Finishes and miscellaneous specialties
- **GMP 4:** EIFS & Exterior Wall framing Doors/Hardware, Expansion Joint, Casework
- **GMP 5:** Electrical Systems
- **GMP 6:** Interior Finishes, Hardscapes, and Landscape
- **GMP 7:** Grease Trap.
- **GMP 8:** Mechanical Renovation Scope
- **GMP 9:** Renovation

Contract Goals:

Mentorship
6.31%

SBE-C
32.77%

SBE-G/S
0.25%

PROJECT INFORMATION TO-DATE

Total dollar value of all awarded GMP's (Award Amount): \$174,772,242.00	Total dollar value of Cost of Work: \$134,853,478	Total dollar value contracted to SBE's to- date (all GMP's): \$36,769,078
Total dollar value of payment received (JHS Paid Amount) : \$84,049, 548	Total number of GMP's: 11	Total number of SBE's contracted to date (all GMP's): 33
Total percentage contracted all SBE's to-date: 27.27% (Total dollar value contracted to SBE's divided by total dollar value cost of work equals SBE percentage)		



SBE BREAKOUT TO-DATE

Total \$ contracted SBE-C's \$36,255,061	Total % contracted SBE-C's 26.28%	Total \$ paid-to-date SBE-C's \$18,153,461	Total % paid-to-date SBE-C's 54%
Total \$ contracted SBE-G/S \$39,166	Total % contracted SBE-G/S 0.033%	Total \$ paid-to-date SBE-G/S \$38,600	Total % paid-to-date SBE-G/S 98%

SBE-CONSTRUCTION BREAKDOWN (LIST ALL FIRMS)

Firm	Tier	Project	Contract Amount	Paid to date	Diversity Data
Merrick Industrial Management Corp	1st	DTC	\$1,223,412		Caucasian/Male
C&I Construction and Design, Inc.	1st	DTC	\$1,217,745.00		Hispanic American/Male
ECCS Florida LLC	1st	DTC	\$918,931.12		Hispanic American/Male
Mag Construction Inc dba THE Plumbers	1st	DTC	\$273,450.54		Hispanic American/Male
HDZ Builders Inc	1st	DTC	\$583,531.20		Hispanic American/Male
EM & G Firestopping and Life Safety Consultants LLC	1st	DTC	\$57,270		Hispanic American/Male
A-1 All Florida Painting Inc	1st	DTC	\$137,371.17		Hispanic American/Male
Paradise Awning Corp dba Paradise Architectural Panels & Steel	1st	DTC	\$574,963.93		Hispanic American/Male
Imperial Flooring Solutions	1st	DTC	\$74,049.98		Hispanic American/Woman
Trade Solutions LLC dba Pronto Construction Developers	1st	ED	\$2,136,083.00		Hispanic American/Woman
Gomez & Son Fence Corp.	1st	ED	\$142,446.00		Hispanic American/Woman
C&I Construction and Design, Inc.	1st	ED	\$536,264.06		Hispanic American/Male
HDZ Builders Inc	1st	ED	\$192,949.13		Hispanic American/Male
JJAS Door Installations, Inc.	1st	ED	\$67,066.76		Hispanic American/Woman
Onair Inc	1st	ED	\$343,099.98		Hispanic American/Male
Imperial Flooring Solutions	1st	ED	\$40,661.00		Hispanic American/Woman
Massu Infrastructure Coatings LLC	1st	ED	\$44,059		Hispanic American/Male

SBE-CONSTRUCTION BREAKDOWN (LIST ALL FIRMS)

Firm	Tier	Project	Contract Amount	Paid to date	Diversity Data
World of Frameless Glass Inc			\$50,740		Hispanic American/Male
RCR Plumbing Services Inc			\$198,340.75		Hispanic American/Male
Florida Power Quality Solutions, Inc.			\$809,375.40		Hispanic American/Male
C&I Construction and Design, Inc.			\$3,153,032.91		Hispanic American/Male
Trade Solutions LLC dba Pronto Construction Developers			\$4,703,168.47		Hispanic American/Woman
Bowhead Construction LLC dba Bowhead Roofing			\$1,877,120		Hispanic American/Male
EM & G Firestopping and Life Safety Consultants LLC			\$477,458.23		Hispanic American/Male
JJAS Door Installations, Inc.			\$685,309.64		Hispanic American/Woman
Supreme Ceiling & Interior Inc			\$853,456.34		African American/Male
HDZ Builders Inc			\$354,279.00		Hispanic American/Male
RCR Plumbing Services Inc			\$5,667,743.15		Hispanic American/Male
Integ Miami LLC			\$2,789,269.17		Hispanic American/Male
ECCS Florida LLC			\$4,018,041.00		Hispanic American/Male
Exclusive Surfaces Inc			\$424,483.00		Hispanic American/Male
Arbor Electrical Service, Inc dba Mr Wireman			\$1,629,890.63		African American/Woman
Everett Painting Company			\$514,406.38		African American/Woman

SBE-CONSTRUCTION BREAKDOWN (LIST ALL FIRMS)

SBE-CONSTRUCTION DEMOGRAPHIC DATA
TOTAL NUMBER OF FIRMS: 32

22 Hispanic-owned SBE-C Firms (65.32% or \$24,699,517)	2 African-American owned SBE-C Firms (6.27% or \$2,483,346)	1 Caucasian-owned SBE-C Firm (3.24% or \$1,223,412)	8 Woman-owned SBE-C Firms (20.98% or \$7,714,552)
--	---	---	---

SBE-GOODS & SERVICES BREAKDOWN (LIST ALL FIRMS)

Firm	Tier	Scope of Work	Contract Amount	Paid to date	Diversity Data
Multicorp Marketing dba Exclamarketing	1 st	Signage	\$ 10,316	\$ 5,715.20	Hispanic American/Female
Integrity Janitorial Services	1 st	Final Clean	\$ 28,800	\$ 28,800	African American

SBE-GOODS & SERVICES DEMOGRAPHIC DATA

TOTAL NUMBER OF FIRMS: 2

1 Hispanic-owned (26% or \$10,316)	1 African-American owned (74% or \$28,800)	0 Caucasian owned (0% of SBE-G&S)	1 Woman-owned (26% or \$10,316)
---------------------------------------	---	--------------------------------------	------------------------------------



SBE-MENTOR PROTÉGÉ BREAKDOWN

Firm	Project	Contract Amount	Paid to date	Diversity Data
IGWT	ED Expansion & Renovation	\$899,860	\$737,297	African American/Male
IGWT	DTC Vertical Expansion	\$305,059	\$208,914	African American/Male
IGWT	Preconstruction	\$30,000	\$29,993	African American/Male

Total amount contracted Mentor Protégé	Total percentage contracted to Mentor Protégé	Total dollars paid to Mentor Protégé	Total percentage paid to Mentor Protégé
\$1,156,367	8 %	\$1,023,662	82.52 %

THANK YOU

Dadeland South Intermodal Stat



SBEC Advisory Board Update

July 2025

Dadeland South Intermodal Station

Project# CIP -207 DTPW21 -DB

Project Team

Alhassan Diab (Project Manager)

Phone: 813.449.3555

email: Adiab@nv2agroup.com

M Ahmed Rusho (Asst. Project Manager)

Phone: 786.546.4106

email: Marusho@nv2agroup.com

DATE: July 21, 2025

Project Overview

- **Original Total Contract Value:** \$66,530,555.95
- **Notice to Proceed (NTP) Date:** October 10th, 2023
- **Project Completion Date:** July 11th, 2026
- **Scope of Work:**
 - Design and construction of canopies for improved weather protection across local and BRT platforms, including connections between the station entrance, Datran Center, parking garage, and Metrorail platform.
 - Reconfiguration of the drop-off/pick-up area north of the station to enhance vehicular and pedestrian access.
 - Station-wide upgrades including facility technologies, security, lighting, landscape, climate systems, signage, circulation elements, and adjacent site enhancements.

Contract Goals

SBE-A/E

12.59%

SBE-C

8.22%

SBE-G/S

0.25%

SBE Breakout To-Date

Total original contracted \$ SBE-A/Es \$700,243	Total % contracted SBE-A/Es 18.93%	Total \$ paid-to-date per original contract SBE-A/Es \$700,243	Total % paid-to-date per original contract SBE-A/Es 100%
Total original contracted \$ SBE-Cs \$10,522,042	Total % contracted SBE-Cs 19.54%	Total \$ paid-to-date per original contract SBE-Cs \$1,248,095	Total % paid-to-date per original contract SBE-Cs 11.86%
Total original contracted \$ SBE-G/S \$192,890	Total % contracted SBE-G/S 0.36%	Total \$ paid-to-date per original contract SBE-G/S \$57,867	Total % paid-to-date per original contract SBE-G/S 30%

SBE-A/ E Breakdown

Subcontractor	Project	Original Contract Amount	Current Contract Amount	Amount Paid to Date
SDM Consulting Engineers, Inc.	DSIS	\$686,186	\$965,389.32	\$707,230.39
Longitude Surveyors LLC	DSIS	\$42,700	\$60,550	\$42,700

SBE-Construction Breakdown

Subcontractor	Project	Original Contract Amount	Current Contract Amount	Amount Paid to Date
Low Voltage Systems, Inc.	DSIS	\$5,406,042.21	\$5,406,042.21	\$617,029
Solares Electrical Services, Inc.	DSIS	\$5,116,000.00	\$6,197,253.61	\$695,957.1

SBE G/ S Breakdown

Subcontractor	Project	Original Contract Amount	Current Contract Amount	Amount Paid to Date
Pacifica Engineering Services LLC	DSIS	\$192,890	\$192,890	\$57,867

--	--	--	--	--

--	--	--	--	--

**S-889 CD 2.15(1) Plant 2 Cluster 1
Digester Upgrades**

**S-897 SDWWTP Digester & Control BLD
S-909 CDWWTP Plant 2 Cluster 2
Digester**

**DB18-WASD-02 Design build Thickening
Sludge (Poole & Kent Company of
Florida)**

MIAMI-DADE WATER AND SEWER DEPARTMENT CD 215(1) PLANT 2 CLUSTER 1 DIGESTER UPGRADES CONTRACT S-889

Project Team

Brian MacClugage
Executive Vice President
305-325-1930
brianm@pkflorida.com

Wendy Campbell
Vice President of Project Administration &
Marketing
305-325-1930
wendyc@pkflorida.com

Oscar Galindo
Project Manager
305-325-1930
oscarg@pkflorida.com

SBE-Construction Advisory Board Update
April 1, 2025 – May 31, 2025

OVERALL CONTRACT SCOPE OF WORK

The overall scope of this Consent Decree project at Central District WWTP includes, but is not limited to, the replacement of all existing equipment, valves, piping; and appurtenances; electrical panels, conduits, cables, and lighting; instrumentation and controls; building mechanical; doors, windows and louvers within the digester Control Building and inside Digester Tank Nos. 1, 2, and 4; new digester covers for Digester Tank Nos. 1,2, and 4; new valve vault for Digester Cluster 1, replacement of all digester header yard piping beyond the valve vault which connects the Plant 2 Digester Clusters (including sanitary, hot water supply, hot water return, thickened sludge, and digester gas yard piping beyond valve vault); extension of the existing Electrical Room at the Control Building; structural repairs to and recoating of Control Building and Digester Tank Nos. 1, 2, and 4; and demolition of existing electrical substation buildings in order to construct two new electrical substation buildings.

- NOTICE TO PROCEED DATE: 10/31/2016
- END DATE: 10/29/2023

Contract Goals:

SBE-C
10.10%

SBE-G/S
1.80%

PROJECT INFORMATION TO-DATE

Award Amount, including CO #2 :	Total dollar value contracted to SBE-C to-date:	Total dollar value contracted to SBE-G to-date:
\$26,411,043.21	\$2,836,560.98	\$746,018.76
Total dollar value of payment received by Miami-Dade County (Paid Amount) :	Total number of SBE-C contracted to-date:	Total number of SBE-G contracted to-date:
\$24,595,062.17	2	1
Total percentage contracted all SBEs to-date: 13.56% (Total dollar value contracted to SBE's divided by total dollar value cost of work equals SBE percentage)		

SBE BREAKOUT TO-DATE

Total \$ contracted SBE-C firms	Total % contracted SBE-C firms	Total \$ paid-to-date SBE-C firms	Total % paid-to-date SBE-C firms
\$2,836,560.98	10.74%	\$2,836,560.98	10.74%
Total \$ contracted SBE-G firms	Total % contracted SBE-G firms	Total \$ paid-to-date SBE-G firms	Total % paid-to-date SBE-G firms
\$746,018.76	2.82%	\$746,018.76	2.82%

SBE-CONSTRUCTION BREAKDOWN

Subcontractor	Project	Original Contract Amount with Change Order	Amount Paid to Date	Demographic Data
Mar's Contractors, Inc.	S-889	\$2,259,127.89 (8.55%)	\$2,259,127.89 (8.55%)	African American / Female
Sunshine State Air Conditioning	S-889	\$577,433.09 (2.19%)	\$577,433.09 (2.19%)	Hispanic / Male

Total \$ contracted SBE-C's	Total % contracted SBE-C's	Total \$ paid-to-date SBE-C's	Total % paid-to-date SBE-C's
\$2,836,560.98	10.74%	\$2,836,560.98	10.74%

SBE-CONSTRUCTION DEMOGRAPHIC DATA

TOTAL NUMBER OF FIRMS: 2

1 Hispanic-owned
(2.19% of SBE-C)
\$577,433.09

1 African American-owned
(8.55% of SBE-C)
\$2,259,127.89

0 Caucasian-owned
(0% of SBE-C)

1 Woman-owned
(8.55% of SBE-C)
\$2,259,127.89

SBE-GOODS BREAKDOWN

Subcontractor	Project	Original Contract Amount with Change Order	Amount Paid to Date	Demographic Data
Corcel Corp.	S-889	\$746,018.76 (2.82%)	\$746,018.76 (2.82%)	Hispanic / Male

Total \$ contracted
SBE-G

\$746,018.76

Total % contracted
SBE-G

2.82%

Total \$ paid-to-date
SBE-G

\$746,018.76

Total % paid-to-date
SBE-G

2.82%

SBE-GOODS DEMOGRAPHIC DATA

TOTAL NUMBER OF FIRMS: 1

1 Hispanic-owned
(2.82% of SBE-G&S)
\$746,018.76

0 African American-owned
(0% of SBE-G&S)

0 Caucasian-owned
(0% of SBE-G&S)

0 Woman-owned
(0% of SBE-G&S)

ISSUE/CONCERN WITH SBEs/SBE PROGRAM

- None at this time.

Thank You!

**MIAMI-DADE WATER AND SEWER DEPARTMENT
CD 1.07 SDWWTP DIGESTERS & CONTROL BUILDING
UPGRADES, ACID PHASE AND SUBSTATION 7 & 8
CONTRACT S-897**

SBE-Construction Advisory Board Update
April 1, 2025 – May 31, 2025

Project Team

Brian MacClugage
Executive Vice President
305-325-1930
brianm@pkflorida.com

Wendy Campbell
Vice President of Project Administration &
Marketing
305-325-1930
wendyc@pkflorida.com

Kevin Smith
Vice President
305-325-1930
kevins@pkflorida.com

OVERALL CONTRACT SCOPE OF WORK

The overall scope of this Consent Decree project at South District WWTP includes, but is not limited to, the complete rehabilitation and repair of Clusters 1 and 2 including replacement of all existing equipment, valves, piping and appurtenances, electrical panels, conduits, cables, lighting, instrumentation and controls, building mechanical, architectural doors, windows, and louvers within Clusters 1 and 2 Control Building and inside Digester Tank Nos. 1 through 8; new digester floating covers for Digester Tank Nos. 1 through 8; extension of the existing Electrical Room at Clusters 1 and 2 Control Building; structural repairs to and recoating of Control Building and Digester Tank Nos. 1 through 8; new hot water piping loop from existing Cogeneration building to Clusters 1, 2, 3 and new hot water supply system within the existing Cogeneration Building; new digester gas flares, new digester gas, thickened sludge, digested sludge, utility water, potable water, and cooling water supply/return yard piping, valves, vaults, and appurtenances between the existing Sludge Concentrators, Digesters Clusters 1, 2, 3, and Cogeneration Buildings; including demolition of existing yard piping, valves, and appurtenances and support and relocation of existing utilities; demolition of all electrical equipment inside existing Substation No. 7 and 8 Building; the construction of a new Substations No. 7 and No. 8 Building, including related site civil, architectural, structural, building mechanical, electrical, and instrumentation and controls; new electrical and instrumentation and control ductbanks conduit and cabling between new and existing facilities. This project includes construction of a new Acid Phase digester complex. This includes the construction of four (4) digester tanks, a control building, and an electrical building, including related site civil, architectural and structural, process mechanical systems, building mechanical, electrical and instrumentation and controls, painting and protective coatings; gas piping; new yard piping valves, vaults, and appurtenances to the Acid Phase Digester Complex, and support and relocation of existing utilities.

- NOTICE TO PROCEED DATE:
08/08/2018
- END DATE: 01/08/2024

Contract Goals:

SBE-C
10.24%

SBE-G/S
0.86%

PROJECT INFORMATION TO-DATE

Award Amount:	Total dollar value contracted to SBE-C to-date:	Total dollar value contracted to SBE-G to-date:
\$93,361,000.00	\$9,663,946.00	\$907,906.68
Total dollar value of payment received by Miami-Dade County (Paid Amount) :	Total number of SBE-C contracted to-date:	Total number of SBE-G contracted to-date:
\$79,510,850.24	1	1
Total percentage contracted all SBE's to-date: 11.32% (Total dollar value contracted to SBE's divided by total dollar value cost of work equals SBE percentage)		

SBE BREAKOUT TO-DATE

Total \$ contracted SBE-C firms	Total % contracted SBE-C firms	Total \$ paid-to-date SBE-C firms	Total % paid-to-date SBE-C firms
\$9,663,946.00	10.35%	\$9,663,946.00	10.35%
Total \$ contracted SBE-G firms	Total % contracted SBE-G firms	Total \$ paid-to-date SBE-G firms	Total % paid-to-date SBE-G firms
\$907,906.68	0.97%	\$907,906.68	0.97%

SBE-CONSTRUCTION BREAKDOWN

Subcontractor	Project	Original Contract Amount with Change Order	Amount Paid to Date	Demographic Data
Eli's Mechanical Corp.	S-897	\$9,663,946.00 (10.35%)	\$9,663,946.00 (10.35%)	Hispanic / Male

Total \$ contracted SBE-C	Total % contracted SBE-C	Total \$ paid-to-date SBE-C	Total % paid-to-date SBE-C
\$9,663,946.00	10.35%	\$9,663,946.00	10.35%

SBE-CONSTRUCTION DEMOGRAPHIC DATA

TOTAL NUMBER OF FIRMS: 1

1 Hispanic-owned
(10.35% of SBE-C)
\$9,663,946.00

0 African-American owned
(0% of SBE-C)

0 Caucasian owned
(0% of SBE-C)

0 Woman-owned
(0% of SBE-C)

SBE-GOODS BREAKDOWN

Subcontractor	Project	Original Contract Amount with Change Order	Amount Paid to Date	Demographic Data
Corcel Corp.	S-897	\$907,906.68 (0.97%)	\$907,906.68 (0.97%)	Hispanic / Male

Total \$ contracted
SBE-Gs

\$907,906.68

Total % contracted
SBE-Gs

0.97%

Total \$ paid-to-date
SBE-Gs

\$907,906.68

Total % paid-to-date
SBE-Gs

0.97%

SBE-GOODS DEMOGRAPHIC DATA

TOTAL NUMBER OF FIRMS: 1

1 Hispanic-owned
(0.97% of SBE-G&S)
\$907,906.68

0 African-American owned
(0% of SBE-G&S)

0 Caucasian owned
(0% of SBE-G&S)

0 Woman-owned
(0% of SBE-G&S)

ISSUE/CONCERN WITH SBEs/SBE PROGRAM

- None at this time

Thank You!

MIAMI-DADE WATER AND SEWER DEPARTMENT CD 215(2) PLANT 2 CLUSTER 2 DIGESTER UPGRADES CONTRACT S-909

SBE-Construction Advisory Board Update
April 1, 2025 – May 31, 2025

Project Team

Brian MacClugage
Executive Vice President
305-325-1930
brianm@pkflorida.com

Wendy Campbell
Vice President of Project Administration &
Marketing
305-325-1930
wendyc@pkflorida.com

Oscar Galindo
Project Manager
305-325-1930
oscarg@pkflorida.com

OVERALL CONTRACT SCOPE OF WORK

The overall scope of this Consent Decree project at Central District WWTTP includes, but is not limited to, the replacement of all existing equipment, valves, piping; and appurtenances; electrical panels, conduits, cables, and lighting; instrumentation and controls; building mechanical; and architectural doors, windows, and louvers within the Digester Cluster Control Building No. 2 and inside Digester Tank Nos. 5, 6, 7, and 8; new digester covers for Digester Tank Nos. 5, 6, 7, and 8; new valve vault for Digester Cluster 2, replacement of all digester header yard piping beyond the valve vault which connects the Plant 2 Digester Clusters (including sanitary, hot water supply, hot water return, thickened sludge, and digester gas yard piping beyond valve vault); extension of the existing Electrical Room at the Control Building; structural repairs to and recoating of Control Building and Digester Tank Nos. 5, 6, 7, and 8.

- NOTICE TO PROCEED DATE: 07/10/2018
- END DATE: 04/21/2022

Contract Goals:

SBE-C
10.43%

SBE-G/S
2.71%

PROJECT INFORMATION TO-DATE

Award Amount:	Total dollar value contracted to SBE-C to-date:	Total dollar value contracted to SBE-G to-date:
\$29,227,440.00	\$4,263,347.20	\$954,978.52
Total dollar value of payment received by Miami-Dade County (Paid Amount) :	Total number of SBE-C contracted to-date:	Total number of SBE-G contracted to-date:
\$26,957,753.69	3	1
Total percentage contracted all SBE's to-date: 17.85% (Total dollar value contracted to SBE's divided by total dollar value cost of work equals SBE percentage)		

SBE BREAKOUT TO-DATE

Total \$ contracted SBE-C firms	Total % contracted SBE-C firms	Total \$ paid-to-date SBE-C firms	Total % paid-to-date SBE-C firms
\$4,263,347.20	14.59%	\$4,000,250.25	13.69%
Total \$ contracted SBE-G firms	Total % contracted SBE-G firms	Total \$ paid-to-date SBE-G firms	Total % paid-to-date SBE-G firms
\$954,978.52	3.27%	\$898,608.40	3.07%

SBE-CONSTRUCTION BREAKDOWN

Subcontractor	Project	Original Contract Amount with Change Order	Amount Paid to Date	Demographic Data
Eli's Mechanical Corp.	S-909	\$3,096,019 (10.59%)	\$2,881,084 (9.86%)	Hispanic / Male
Sunshine State Air Conditioning	S-909	\$459,200 (1.57%)	\$459,200 (1.57%)	Hispanic / Male
Transamerica Construction Company	S-909	\$708,128.20 (2.42%)	\$659,966.25 (2.26%)	Hispanic / Male

Total \$ contracted SBE-C	Total % contracted SBE-C	Total \$ paid-to-date SBE-C	Total % paid-to-date SBE-C
\$4,263,347.20	14.59%	\$4,000,250.25	13.69%

SBE-CONSTRUCTION DEMOGRAPHIC DATA

TOTAL NUMBER OF FIRMS: 3

3 Hispanic-owned
(14.59% of SBE-C)
\$4,263,347.20

0 African-American owned
(0% of SBE-C)

0 Caucasian owned
(0% of SBE-C)

0 Woman-owned
(0% of SBE-C)

SBE-GOODS BREAKDOWN

Subcontractor	Project	Original Contract Amount with Change Order	Amount Paid to Date	Demographic Data
Corcel Corp.	S-909	\$954,978.52 (3.27%)	\$898,608.40 (3.07%)	Hispanic / Male

Total \$ contracted
SBE-Gs

\$954,978.52

Total % contracted
SBE-Gs

3.27%

Total \$ paid-to-date
SBE-Gs

\$898,608.40

Total % paid-to-date
SBE-Gs

3.07%

SBE-GOODS DEMOGRAPHIC DATA

TOTAL NUMBER OF FIRMS: 1

1 Hispanic-owned
(3.27% of SBE-G&S)
\$954,978.52

0 African-American owned
(0% of SBE-G&S)

0 Caucasian owned
(0% of SBE-G&S)

0 Woman-owned
(0% of SBE-G&S)

ISSUE/CONCERN WITH SBEs/SBE PROGRAM

- None at this time.

Thank you!

**MIAMI-DADE WATER AND SEWER DEPARTMENT
DESIGN-BUILD SERVICES FOR THE CONSTRUCTION OF
SOUTH DISTRICT WWTP AND CENTRAL DISTRICT WWTP
SLUDGE THICKENING & DEWATERING BUILDINGS
CONTRACT S-884 & S-888**

SBE-Construction Advisory Board Update
April 1, 2025 – May 31, 2025

Project Team

Brian MacClugage
Executive Vice President
305-325-1930
brianm@pkflorida.com

Wendy Campbell
Vice President of Project Administration &
Marketing
305-325-1930
wendyc@pkflorida.com

Kevin Smith
Vice President
305-325-1930
kevins@pkflorida.com



OVERALL CONTRACT SCOPE OF WORK

The overall scope of this Consent Decree project is to provide all resources and professional services to perform the planning, engineering design, coordination with Water and Sewer Operations, permitting, construction, furnishing of all materials, fabrication and installation, labor and equipment necessary for the construction of all civil/site, process mechanical, architectural, structural, electrical, instrumentation, plumbing, Heat Ventilation Air Conditioning (HVAC), fire protection, odor control components and all other necessary components to facilitate successful design, construction and commissioning of the new Sludge Thickening and Dewatering Building located at South District WWTP and the new Dewatering/Thickening Facilities located at Central District WWTP.

- NOTICE TO PROCEED DATE: 07/06/2020
- END DATE: 12/13/2025

Contract Goals:

SBE-C
9.43%

SBE-G
2.00%

PROJECT INFORMATION TO-DATE

<p>Award Amount:</p> <p>\$209,505,510 (Design - \$19,134,415 / Construction - \$190,371,095)</p>	<p>Total dollar value contracted to SBE-C to-date:</p> <p>\$21,302,781.34</p>	<p>Total dollar value contracted to SBE-G to-date:</p> <p>\$4,152,416.83</p>
<p>Total dollar value of payment received by Miami-Dade County (Paid Amount) :</p> <p>\$197,532,240.91</p>	<p>Total number of SBE-C contracted to-date:</p> <p>4</p>	<p>Total number of SBE-G contracted to-date:</p> <p>2</p>
<p>Total percentage contracted all SBEs to-date: 13.37% (Total dollar value contracted to SBE's divided by total dollar value cost of work equals SBE percentage)</p>		

SBE BREAKOUT TO-DATE

Total \$ contracted SBE-C firms	Total % contracted SBE-C firms	Total \$ paid-to-date SBE-C firms	Total % paid-to-date SBE-C firms
\$21,302,781.34	11.19%	\$19,602,158.95	10.30%
Total \$ contracted SBE-G firms	Total % contracted SBE-G firms	Total \$ paid-to-date SBE-G firms	Total % paid-to-date SBE-G firms
\$4,152,416.83	2.18%	\$4,072,347.15	2.14%

SBE-CONSTRUCTION BREAKDOWN

Subcontractor	Project	Original Contract Amount with Change Order	Amount Paid to Date	Demographic Data
Eli's Mechanical Corp.	S-884 / S-888	\$7,222,984.60 (3.79%)	\$6,933,956.16 (3.64%)	Hispanic / Male
Dodec, Inc.	S-884 / S-888	\$6,555,496.00 (3.44%)	\$5,818,268.00 (3.06%)	African American / Male
Mar's Contractors, Inc.	S-884 / S-888	\$1,787,348.74 (0.94%)	\$1,687,531.30 (0.89%)	African American / Female
Sunshine State Air Conditioning	S-884 / S-888	\$5,736,952.00 (3.01%)	\$5,162,403.49 (2.71%)	Hispanic / Male

Total \$ contracted SBE-C	Total % contracted SBE-C	Total \$ paid-to-date SBE-C	Total % paid-to-date SBE-C
\$21,302,781.34	11.19%	\$19,602,158.95	10.30%

SBE-CONSTRUCTION DEMOGRAPHIC DATA

TOTAL NUMBER OF FIRMS: 4

2 Hispanic-owned
(6.81% of SBE-C)
\$12,959,936.60

2 African American-owned
(4.38% of SBE-C)
\$8,342,844.74

0 Caucasian-owned
(0% of SBE-C)

1 Woman-owned
(0.94% of SBE-C)
\$1,787,348.74

SBE-GOODS BREAKDOWN

Subcontractor	Project	Original Contract Amount with Change Order	Amount Paid to Date	Demographic Data
Corcel Corp.	S-884 / S-888	\$3,077,260.51 (1.62%)	\$2,954,650.34 (1.55%)	Hispanic / Male
Lehman Pipe and Supply	S-884 / S-888	\$1,075,156.32 (0.56%)	\$1,117,696.81 (0.59%)	Caucasian / Female

Total \$ contracted
SBE-G

\$4,152,416.83

Total % contracted
SBE-G

2.18%

Total \$ paid-to-date
SBE-G

\$4,072,347.15

Total % paid-to-date
SBE-G

2.14%

SBE-GOODS DEMOGRAPHIC DATA

TOTAL NUMBER OF FIRMS: 2

1 Hispanic-owned
(1.62% of SBE-G&S)
\$3,077,260.51

0 African American-owned
(0% of SBE-G&S)

1 Caucasian-owned
(0.56% of SBE-G&S)
\$1,075,156.32

1 Woman-owned
(0.56% of SBE-G&S)
\$1,075,156.32

ISSUE/CONCERN WITH SBEs/SBE PROGRAM

- None at this time.

Thank you!