

# **SMALL BUSINESS ENTERPRISE CONSTRUCTION**

**September 15, 2025**

**Miami-Dade County  
SMALL BUSINESS ENTERPRISE - CONSTRUCTION ADVISORY  
BOARD MEETING**

Monday, September 15, 2025 @1:00 p.m.

Virtual Meeting Zoom URL:

<https://miamidade.live/SBE-ConstructionAdvisoryBoard>

**Webinar ID: 954 5601 8608**

**AGENDA**

- I. Welcome/Introductions (5 min)**
- II. Old Business (15 min)**
  - a. Approval of July 21, 2025, Construction Advisory Board Meeting Minutes
  - b. Approval of 2026 Construction Advisory Board Meeting Dates
- III. Discussion (30 min)**
  - a. Task Log
- IV. SBD Section Reports (15 min)**
  - a. **SBE – Construction Business Outreach & Education**..... *Lawanda Wright*  
SPD Business Outreach & Education
  - b. **SBE – Construction Certification Report** .....*Jeanise Cummings-Labossiere*  
SPD Certification
  - c. **SBE – Construction Utilization Report** .....*Patrick Hines*  
SPD Data Unit
- V. Construction Management Reporting (30 min)**
  - a. **Miscellaneous Construction Contract MCC 9-18**  
..... *Ginny Mirabel*
  - b. **Design, Build, Finance, Operate, Maintain Civil and Probate Courthouse**  
.....*Armando Perez*
  - c. **MSC Cruise Terminal (Fincantieri Infrastructure Florida)**  
..... *Roberto Curcuruto*
  - d. **ED Expansion and Renovation**  
..... Vincent Collins
  - e. **Dadeland South Intermodal Stat**  
..... Al Diab

**f. South Dade Transit Operations**

..... Christy Garcia

**g. Poole & Kent Company of Florida**

..... Brian MacClugage

**VI. New Business (15 min)**

- a.** Request for future agenda items

**VII. Reasonable opportunity for the public to be heard before County boards (Sec. 2-11.39.3) - (5 min)**

**VIII. Adjournment (5 min)**

## TABLE OF CONTENTS

### AGENDA

---

July 21, 2025, Meeting Minutes	1
2026 Construction Advisory Board Meeting Dates	2
Task Log	3
SBE - Construction Business Outreach & Education	4
Bonding and Financial Assistance Report	5
SBE – Construction Certification Report	6
SBE – Construction Utilization Report	7
Miscellaneous Construction Contract MCC- 9-18	8
Design, Build, Finance, Operate, Maintain Civil and Probate Courthouse (Plenary Justice Miami LLC)	9
MSC Cruise Terminal (Fincantieri Infrastructure Florida)	10
ED Expansion and Renovation	11
Dadeland South Intermodal Stat	12
South Dade Transit Operations	13
S-889 CD 2.15(1) Plant 2 Cluster 1 Digester Upgrades	14
S-897 SDWWTP Digester & Control BLD	
S-909 CDWWTP Plant 2 Cluster 2 Digester	
DB18-WASD-02 Design build Thickening Sludge (Poole & Kent Company of Florida)	

## **July 21, 2025, Meeting Minutes**

**Small Business Enterprise Construction  
Advisory Board Meeting Minutes  
July 21, 2025  
SPD Main Conference Room**

Start: 1:18 PM

Stop: 2:39 PM

Appointed: 8

Quorum: 5

(E)=Excused (U) =Unexcused

<b><u>PRESENT (5)</u></b>	<b><u>ABSENT (3)</u></b>
William Derrer (Chairperson)	D'Alessandro Salvatore (U)
Dorothy Brown-Alfaro	Alejandro Munilla (E)
Jessie Bernard Houston	Elsie K. Hamler (E)
Shellie Ransom-Jackson	
Jeovanni R. Tarafa	

**Staff Present:**

Ms. Laurie Johnson, Strategic Procurement Department, (SPD Section Chief), Ms. Jeanise Cummings-Labossiere, (SPD Section Chief) Ms. Lawanda Wright (SPD Section Chief), Mr. Patrick Hines, (Special Projects 1), Mr. Jason Smith, Equity & Inclusion Officer Michou Jean (SPD Section Manager), Sandra Petithomme (SPD) and Dwayne Holloway (SPD).

**I. Welcome/Introductions**

Ms. Sandra Petithomme convened the SBE Construction Advisory Board meeting at 1:18 pm. Ms. Petithomme welcomed the members and conducted the roll call, followed by staff introduction. Chairman William Derrer extended a warm welcome to all the members of the Board along with staff and proceeded to discuss the agenda.

**II. Old Business**

**a. Approval of May 19, 2025, Construction Advisory Board Meeting Minutes**

It was moved by Ms. Shellie Ransom-Jackson, to approve May 19, 2025, Construction Advisory Board Meeting minutes. This motion was seconded by Mr. Jessie Bernard Houston II and upon being put to a vote, the motion passed by a vote of 5-0.

**III. Discussion**

**a. Task Log**

**Task Log Item 2 -Recommendation 2**

Ms. Brown-Alfaro presented the board members with a draft letter of recommendations intended for submission to the Miami-Dade Board of County Commissioners.

**Small Business Enterprise Construction**  
**Advisory Board Meeting Minutes**  
**July 21, 2025**  
**SPD Main Conference Room**

Chairman Derrer suggested that each board member send the letter to every commissioner to have a better impact on the matter.

It was moved by Ms. Dorothy Brown-Alfaro that all Construction Board members sign the letter of recommendation for responsible wages and forwarded to Miami-Dade Board of County Commissioners. This motion was seconded by Ms. Shellie Ransom-Jackson and upon being put to a vote, the motion passed by a vote of 5-0.

Chairman Derrer requested that staff provide the Board members with an electronic version of the letter, along with the email address of Miami-Dade Board of County Commissioners.

**Task Log Item 1 -Recommendation 2**

- **Prompt Payment**

Ms. Lawanda Wright, SPD Section Manager, announced that the technical team would be providing a demonstration to display the requested changes of the function within the system and their potential impact. She noted that if the impact is confirmed, it could significantly improve the automatic 14-day prompt payment terms for Small Business Enterprise (SBE's). Ms. Wright indicated following the demonstration with administration, the next step would be for the technical team to provide a timeline for implementation.

Discussion ensued between Ms. Brown-Alfaro, Ms. Wright, Mr. Jason Smith, Equity & Inclusion Officer and Ms. Laurie Johnson, SPD Section Chief, regarding the prompt payment and system for construction initiative.

- **Compliance**

Ms. Wright indicated that Mr. Carlos Ansuarez briefed the board members on the Small Business Enterprise (SBE) checklist.

Chairman Derrer reviewed the outstanding task log items, and the board members agreed to keep them all on the list.

**IV. SBD Section Reports**

**a. SBE-Construction Business Outreach & Education**

Mr. Carlos Ansuarez, SPD Section Chief, provided the board members with an update on the Business Outreach & Education report for the period April 1, 2025, to May 31, 2025. She reported there was 124 certification assistance, Year-To-Date (YTD) total 380, Needs Assessment Meetings (NAMS) 9, YTD total 32, Technical Assistance 91, YTD total 360, Payment Issues 4, YTD total

**Small Business Enterprise Construction  
Advisory Board Meeting Minutes  
July 21, 2025  
SPD Main Conference Room**

16, Payment Issues Related Dollars \$556,430, YTD total \$1,575,572, Prompt Payment Issues 4, (YTD) total 11, Prompt Payment Issues Related Dollars \$7,156, YTD \$922,157. Ms. Wright also noted there were no contract issues (non-dollar related) 0, YTD 3, Contact with SBE-Construction-Firms (emails highlighting contract opportunities) 1,286, YTD total 2,052.

Ms. Wright also reported Small Business Development (SBD), sponsored workshops and forums, 1, YTD 7, Number of Attendants, 109, YTD 238, Partnership Workshops and Forums 3, and YTD 13, Number of Firms (with whom was made) 92, YTD 607, and surety workshop 0, YTD 1.

Additionally, Ms. Wright provided an update on the Bond reports, noting that 2 firms were assisted with bonding needs during the period, bringing the year-to-date total to 8. She noted there were no bond applications received or approved during the past year. Ms. Wright also noted that 2 loan applications have been received and approved, totaling \$3 million in financial assistance. Lastly, she stated there was one instance of financial assistance provided for a loan during the period.

**b. SBE-Construction Certification Report (Jeanise Cummings-Labossiere)**

Ms. Cynthia France, Section Manager, provided the board with an overview of the Construction Certification Report covering the period from April 1 to May 31, 2025. She noted a total of number of SBE were 733. Ms. Cummings-Labossiere reported that 16 new applications were approved during this time, along with 11 recertification applications, bringing the total to 27. Additionally, one 1 firm graduated from the program, and no applications were denied during the reporting period.

**c. SBE-Construction Utilization Report (Patrick Hines)**

Mr. Patrick Hines (SBD Special Projects Administrator 1) presented an update on the Construction Utilization report for the period of April 1, 2025, to March 31, 2025, noting contracts awarded to SBE equated to \$118 billion. He also noted that the contracts supported with measures and without measures for firms certified and not certified totaled to \$118 billion. Mr. Hines also updated the board members on contracts awarded annually from 2021 through 2024 by gender and ethnicity.

Discussion ensued between Chairman Derrer, Ms. Laurie Johnson (SPD Chief), and Ms. Dorothy Brown-Alfaro regarding the establishment of House Bill (HB) 705, and bidding data.

Further discussion ensued between Ms. Brown-Alfaro and Mr. Jason Smith, Equity & Inclusion Officer about the Special Task Force to Reduce Inefficiencies in Procurement (STRIP).

**V. Construction Management Reporting**

**a. Miscellaneous Construction Contract MCC-9-18 – Deferred**



**Small Business Enterprise Construction**  
**Advisory Board Meeting Minutes**  
**July 21, 2025**  
**SPD Main Conference Room**

Ms. Ginny Mirabal presented the MCC-9-18 report for the periods April 1, 2025, to May 31, 2025. She reported out of the \$18,348,443.68, \$15,461,489.46 was for construction related values of construction project information, that represented 86.4% paid to date.

**b. Design, Build, Finance, Operate, Maintain Civil and Probate Courthouse**

Mr. Armando Perez presented the Design, Build, Finance, Operate, Maintain Civil and Probate Courthouse report for the period April 1, 2025, to May 31, 2025. He announced that the building construction had been completed. Mr. Perez indicted that current efforts were focused on site work surrounding the structure, as well as completing certifications, final inspections, and addressing a list of remaining items. He noted the total contract value stands at \$262,737,000, while the overall project cost was \$174 million, and the project had achieved 22.81% participation, exceeding the contractual requirement of 13%.

Chairman Derrer requested that Perez provide the board with a status update in September Construction Board meeting, stating that the goals were unnecessary and that only the current progress on closing out his subcontract was needed.

**c. MSC Cruise Terminal (Fincantieri Infrastructure Florida)**

Ms. Deborah Ductant briefed the board members on MSC Cruise Terminal report for periods April 1, 2025, to May 31, 2025. She noted the project, under the specified contract, the focus was on achieving the following goals: of allocating 14% for design, 10.01% for construction, and 2.2% for goods and services, which exceeded over 7%. She noted the total dollar value contracted to Small Business Enterprise (SBE's) was \$51,566,644.57

**d. ED Expansion and Renovation**

Mr. Vincent Collins provided an overview of the DTC East Tower Vertical Expansion report for April 1, 2025, to May 31, 2025, indicating the mentorship goal for the project was 6.31% for Small Business Enterprise (SBE), with a goal of 32.77% and 0.25% of the \$174,772,242 million, \$134,853,478. cost of work, total dollar value contracted to SBE's, \$36,769,078.

**e. South Dade Transit Operations -Deferred**

**f. Dadeland South Intermodal Stat**

Mr. Al Diab provided an overview of the project, noting that the original total contract value is \$66,530,555.95. He noted the project was issued on October 10, 2023, with a projected completion date of July 11, 2026. Mr. Diab also reported the participation breakdown as follows: SBE-A/E at 12.59%, SBE-C at 88.22%, and SBE-G/S at 0.25%.

**Small Business Enterprise Construction  
Advisory Board Meeting Minutes  
July 21, 2025  
SPD Main Conference Room**

Discussion ensued between Ms. Shellie Ransom-Jackson, Mr. Diab, and Chairman Derrer regarding the percentage and contingency.

**g. Poole and Kent Company of Florida**

The firm submitted a report, but no representative was available to present or discuss the report.

**VI. New Business**

**a. Request for future agenda items**

None

**VII. Reasonable Opportunity for the public to be heard before County boards (Sec. 2-11.39.3).**

Chairman William Derrer opened the reasonable opportunity to be heard; and seeing no hand raised to speak, the reasonable opportunity to be heard was closed.

**VIII. Adjournment**

There being no further business to come before the Small Business Enterprise (SBE) Construction Advisory Board, the meeting was adjourned at 2:39 p.m.

**2026 Construction Advisory Board  
Meeting Dates**

# **2026 SBE Advisory Board Meeting** **Schedule**

## **SBE Construction Bi-Monthly on the 3<sup>rd</sup> Monday**

**January 19, 2026, 1:00pm -3:00pm (*Martin Luther King Day*)**

**March 16, 2026 – 1:00pm -3:00pm**

**May 18, 2026– 1:00pm -3:00pm**

**July 20, 2026– 1:00pm -3:00pm**

**September 21, 2026 – 1:00pm -3:00pm**

**November 16, 2026– 1:00pm -3:00pm**

# Task Log

SBE - Construction Advisory Board Task Log  
As of September 15, 2025

#	Task	Department	Comment	Status
1	<p>To enhance the Small Business Enterprise Construction Services (SBE-C) and encourage more business with Miami-Dade County, we recommend the following integrated approach:</p> <ol style="list-style-type: none"> <li>1. Enforce Prompt Payment and Streamline Processing: Expedite the processing of SBE-C pay applications for both base contract work, retainage, and change orders. Implement a streamlined, direct process that tracks payments and change order approvals from the moment SBE-C submits them to the Prime or Miami-Dade County until payment is received. This will help user departments monitor the status of applications, reducing delays and ensuring timely payment.</li> <li>2. Mandatory Compliance and Interest Payments: Require all departments to adhere to these streamlined processes and automatically pay interest for any delayed payments to both SBE-C and non-SBE-C contractors. Miami-Dade County should track the payment of interest to ensure accountability and compliance.</li> <li>3. Contractor Education and Outreach: Conduct outreach efforts to educate contractors on the payment process and their entitlements under the contract. This will ensure all contractors, including SBE-C and non-SBE-C, understand the steps required to receive timely payment, further supporting a positive contractor experience.</li> </ol>	SPD	<p>1. Prompt Payment and Mandatory Compliance and 2. Interest Payments: Ms. Dorothy Alfaro-Brown requested that Ms. Laurie Jonson invite Ms. Carla Denise Edwards. Ms Johnson stated that she still needed to follow up with the request. 3. Mr. Carlos Asuarez explained the checklist and the board did not motion to remove the compliance item.</p>	Pending
2	<p>Recommendation #2: SBE-Cs should not be burdened with the task to estimate what the future wage rates will be for projects under Miami Dade County Responsible Wages and Benefits Schedule, the SBE-C shall be entitled to an increase with an equitable adjustment with each new Miami-Dade County Responsible Wages &amp; benefit schedule.</p>	SPD	<p>Chairman Derrer requested that a formal letter be drafted recommending that SBE be reimbursed for any increases in responsible wages that occur after a contract is awarded. Ms. Dorothy Brown-Alfaro volunteered to draft the letter.</p>	<p>Ms. Dorothy Brown-Alfaro prepared a draft letter on Responsible Wages. SPD staff forward the letter on 8/28/25 with the contact information for all 13 Miami-Dade County Commissioners via email to all Construction Board members for their review, signatures and to send the letter to all 13 Miami-Dade County Commissioners.</p>
3	<p>Recommendation #3: SBE-Cs and local construction trade organization should be allowed to provide industry input into both Miami Dade County Responsible Wages, establish the union rate and the Davis Bacon Wages by amending the Administrative Order, Ordinance, and laws to include our input.</p>	SPD	<p>Chairman Derrer requested that a formal letter be drafted recommending that SBE be reimbursed for any increases in responsible wages that occur after a contract is awarded. Ms. Dorothy Brown-Alfaro volunteered to draft the letter.</p>	<p>Ms. Dorothy Brown-Alfaro prepared a draft letter on Responsible Wages. SPD staff forward the letter on 8/28/25 with the contact information for all 13 Miami-Dade County Commissioners via email to all Construction Board members for their review, signatures and to send the letter to all 13 Miami-Dade County Commissioners.</p>
4	<p>Recommendation #4: Adopt the Hillsborough County bond program whereby no bid, payment, and performance bond will be required for contracts \$500,000.00 and under in Miami Dade County.</p>	SPD	<p>Ms. Johnson clarified that payment and performance bond requirements were governed by state statute, not by the county. She noted the \$500,000 threshold referenced was specific to Hillsborough County but still falls under state law.</p>	No Action Needed
5	<p>How are SBD and Miami-Dade County informing SBE-C firms and Miami-Dade County departments that, as of October 2020, Florida state law limits retainage on public projects to 5%</p>	SPD	<p>Ms. Laurie Johnson provided the board members with the 2024 Florida Statue for public contraction retainage, and amendment mandating maximum 5% retainage. The Board agreed to keep the item on the task log.</p>	No Action Needed

:

SMALL BUSINESS ENTERPRISE (SBE) CONSTRUCTION  
AUGUST 28, 2025  
MIAMI-DADE COUNTY  
BOARD OF COUNTY COMMISSIONERS  
111 NW 1 STREET  
MIAMI, FLORIDA 33128

REFERENCE : MIAMI-DADE COUNTY PREVAILING AND RESPONSBLE WAGES NEGATIVE IMPACT ON SMALL BUSINESSES IN CONSTRUCTION :

Dear Chair Rodriguez and Members of the Board:

Miami-Dade County has a Prevailing and Responsible Wage Ordinance for construction projects. The rates are set and increased on an annual basis. Often, this impacts contracts which have not yet begun, as well as on-going projects. The County requires contractors to pay the increased labor and benefits without having been afforded the opportunity to factor the substantial additional costs into their bids. This not only increases direct labor costs, but also their insurances and taxes.

We, the members of the Miami-Dade County SBE-C Advisory Board, have unanimously voted that small businesses in construction should not bear the burden of the increased labor and/or benefits costs, due to the Miami-Dade County Prevailing And Responsible Wage Ordinance increases.

The Board Members of SBE-C Advisory Board request that all SBE-Cs be reimbursed for any increased costs they incur as a result of any wage/benefit increases imposed upon them. Since these increased costs are set on an annual basis, they are not able to be factored in at time of bid. The County has been unfairly requiring the small businesses to bear the burden of the increases.

We request your immediate assistance in this matter.

Sincerely

SBE Construction Board Member  
Miami-Dade County SBE-C Advisory Board

# **SBE - Construction Business Outreach & Education**



**Internal Services Department**  
**Small Business Development (SBD)**  
**Small Business Enterprise –Construction Report**  
**Business Outreach and Education Section**  
**June 1, 2025 to July 31, 2025**

		Total for Period	YTD Total
Activity	Assistance Provided to Small Business Enterprise- Construction Program		
1	Certification Assistance	41	421
2	Needs Assessment Meetings (NAMS)	5	37
3	Technical Assistance	45	405
4	Payment Issues	1	17
4.1	Payment Issues Related Dollars	\$7,083	\$1,582,655
5	Prompt Payment Issues	0	11
5.1	Prompt Payment Issues Related Dollars	0	\$922,157
6	Contract Issues (Non-dollar related)	1	3
7	Contact with SBE-Construction Firms (emails highlighting contract opportunities	0	2,052

		Total for Period	YTD Total
Activity	Training, Education and Outreach Activities		
1	Small Business Development (sponsored) Workshops and Forums	2	9
1.1	Number of Attendants	34	272
2	Partnership Workshops & Forums	7	20
2.1	Number of Firms (with whom contact was made)	213	820
Activity	Technical Training & Development Workshops		
3	Surety workshop	1	2
3.1	n/a		

# **Bonding and Financial Assistance Report**

**Strategic Procurement  
Department  
Business Outreach & Education  
June 01 2025-July 30, 2025**

		<b>Total for Period</b>	
		<b>YTD Total</b>	
<b>Activity #</b>	<b>Bonding Assistance</b>	<b>06/01/25- 07/31/25</b>	<b>10/01/24- 05/31/25</b>
1	Firms Assisted with Bonding Needs	3	11
2	Bond Application Received	0	2
3	Bonding Applications Approved	0	2
4	Bond Applications Denied	0	0
5	Value of Approved Bond Applications	\$0.00	\$3,000,000.00
	<b>Financial Assistance – Non-Covid Related</b>		
1	Firms Assisted with Loan Needs	1	9
2	Loan Application Received **	0	0
3	Loan Applications Approved	0	0
4	Loan Application Denied	0	0
5	Value of Approved Loan Applications	\$0.00	\$0.00

Bonding

Race/Ethnicity:

Surety:

Financial Assistance

Race/Ethnicity:

Lender:

Workshops hosted

Tax preparation for business growth on 01/30/2025

Access to Capital on 04/25/2025

Surety Bond Workshop for MDC staff on 06/11/2025

Surety Bond Workshop on 08/01/2025

**SBE – Construction Certification Report**

**Certification Type: SBE-CON**  
**PERIOD: June 1, 2025 to July 31, 2025**

				Total Amount	African American	Caucasian	Hispanic	Asian	Native American	Other		Female	Male	Total Amount	Total firms as of 5/31/25
1 2 3	Total Certified SBE-CON as of 7/31/25			729	86	40	590	6	1	6		127	602	729	733
	Approved Applications (New & Recertification)														

The SBE program is race and gender neutral. This report is for informational purposes only.

Note: The SBE program is race and gender neutral. This report is for informational purposes only.

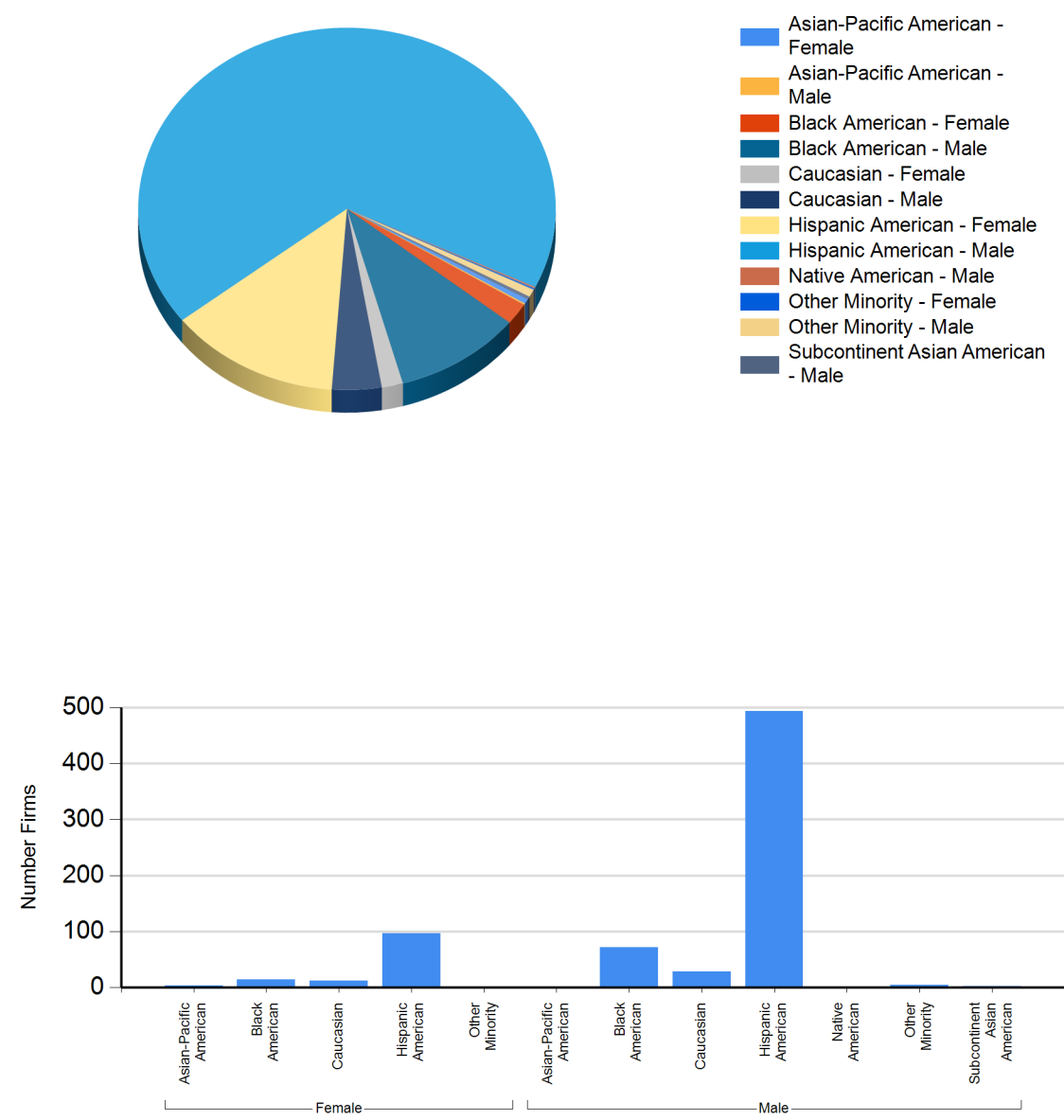
# Certified Directory - Ethnicity & Gender Summary

---

## Ethnicity & Gender Summary

Ethnicity	Gender	Number Firms	Percent of Total
Asian-Pacific American	Female	3	0.41%
Asian-Pacific American	Male	1	0.14%
Black American	Female	14	1.92%
Black American	Male	72	9.88%
Caucasian	Female	12	1.65%
Caucasian	Male	28	3.84%
Hispanic American	Female	97	13.31%
Hispanic American	Male	493	67.63%
Native American	Male	1	0.14%
Other Minority	Female	1	0.14%
Other Minority	Male	5	0.69%
Subcontinent Asian American	Male	2	0.27%
Total Firms		729	

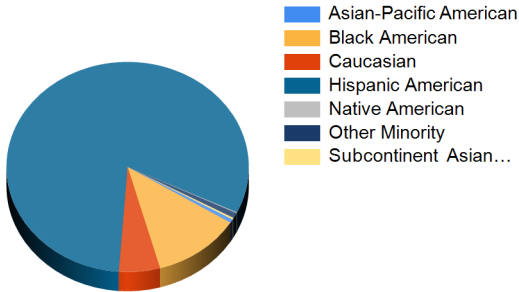
# Certified Directory - Ethnicity & Gender Summary



# Certified Directory - Ethnicity & Gender Summary

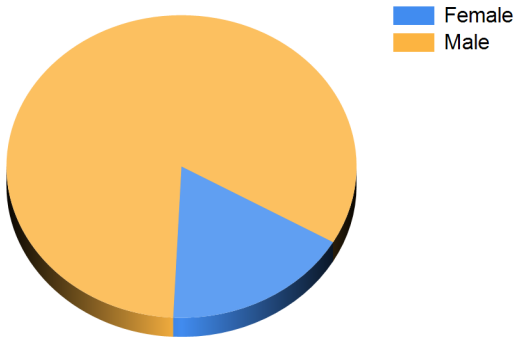
## Ethnicity Summary

Ethnicity	Number Firms	Percent of Total
Asian-Pacific American	4	0.55%
Black American	86	11.80%
Caucasian	40	5.49%
Hispanic American	590	80.93%
Native American	1	0.14%
Other Minority	6	0.82%
Subcontinent Asian American	2	0.27%
Total Firms	729	



## Gender Summary

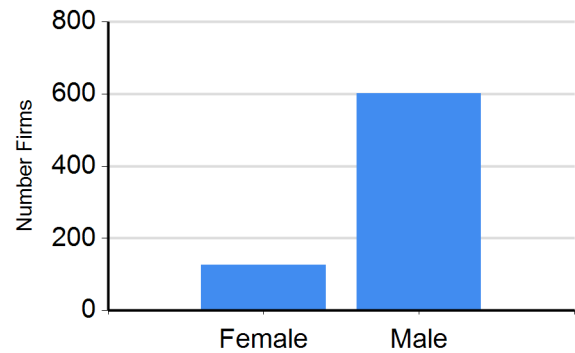
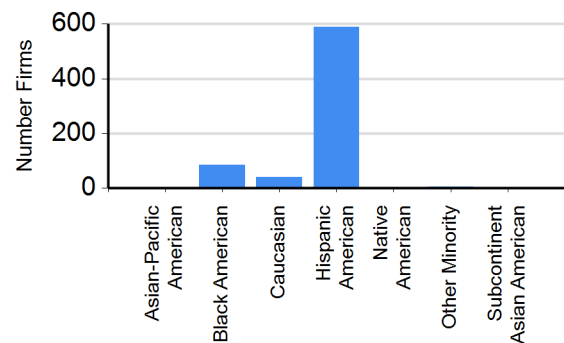
Gender	Number Firms	Percent of Total
Female	127	17.42%
Male	602	82.58%
Total Firms	729	





# Certified Directory - Ethnicity & Gender Summary

---



# **SBE – Construction Utilization Report**

Miami-Dade County Small Business Enterprise (SBE) Construction Program

CONTRACTS AWARDED																		
Reporting Period: 6/1/25 to 7/31/25																		
SBE GOALS/MEASURES							NO SBE GOALS/MEASURES						TOTAL (SBE + NO SBE GOALS/MEASURES)					
Contract Type	SBE		NON-SBE		TOTAL		SBE		NON-SBE		TOTAL		SBE		NON-SBE		TOTAL	
1. Construction	1,966,589	31%	4,277,950	69%	6,244,539	69%	10,997,469	19%	48,322,152	81%	59,319,621	9%	12,964,057	20%	52,600,102	80%	65,564,160	10%
2. MCC 7040	139,147	34%	268,547	66%	407,694	5%	539,327	100%		0%	539,327	0%	678,474	72%	268,547	28%	947,021	0%
3. MCC 7360					-	0%	7,940,398	87%	1,203,959	13%	9,144,357	1%	7,940,398	87%	1,203,959	13%	9,144,357	1%
4. Design/Build					-	0%	107,454,181	18%	493,184,060	82%	600,638,241	90%	107,454,181	18%	493,184,060	82%	600,638,241	88%
5. Leases	404,888	17%	1,999,422	83%	2,404,310	27%					-	0%	404,888	17%	1,999,422	83%	2,404,310	0%
6. Maintenance					-	0%					-	0%	-		-		-	0%
7. Owner Direct Purchases					-	0%					-	0%	-		-		-	0%
TOTAL	2,510,624	28%	6,545,919	72%	9,056,543	100%	126,931,375	19%	542,710,171	81%	669,641,546	100%	129,441,999	19%	549,256,090	81%	678,698,089	100%

CONTRACTS AWARDED DEMOGRAPHICS																								
Reporting Period: 6/1/25 to 7/31/25																								
SBE GOALS/MEASURES								NO SBE GOALS/MEASURES								TOTAL (SBE + NO SBE GOALS/MEASURES)								
Ethnicity Type	Male		Female		Unknown		TOTAL		Male		Female		Unknown		TOTAL		Male		Female		Unknown		TOTAL	
1. Asian Pacific American							-	0%							-	0%	-		-		-		-	0%
2. Black American	6,450	9%	65,050	91%		0%	71,500	1%	912,219	97%	26,258	3%		0%	938,477	0%	918,669	91%	91,308	9%	-	0%	1,009,978	0%
3. Caucasian	80,370	100%		0%		0%	80,370	1%	64,777	69%	29,599	31%		0%	94,376	0%	145,147	83%	29,599	17%	-	0%	174,746	0%
4. Hispanic American	3,991,936	99%	20,522	1%		0%	4,012,458	44%	166,850,317	91%	17,477,661	9%		0%	184,327,978	28%	170,842,252	91%	17,498,183	9%	-	0%	188,340,436	28%
5. Native American							-	0%							-	0%	-		-		-		-	0%
6. Other Minority	0						-	0%							-	0%	-		-		-		-	0%
7. Subcontinent Asian American	1,353,675	100%		0%		0%	1,353,675	15%							-	0%	1,353,675	100%	-	0%	-	0%	1,353,675	0%
8. Unknown		0%		0%	3,538,540	100%	3,538,540	39%		0%		0%	484,280,715	100%	484,280,715	72%	-	0%	-	0%	487,819,255	100%	487,819,255	72%
TOTAL	5,432,431	60%	85,572	1%	3,538,540	39%	9,056,543	100%	167,827,313	25%	17,533,519	3%	484,280,715	72%	669,641,546	100%	173,259,744	26%	17,619,091	3%	487,819,255	72%	678,698,089	100%

CONTRACTS PAID																		
Reporting Period: 6/1/25 to 7/31/25																		
SBE GOALS/MEASURES							NO SBE GOALS/MEASURES						TOTAL (SBE + NO SBE GOALS/MEASURES)					
Contract Type	SBE		NON-SBE		TOTAL		SBE		NON-SBE		TOTAL		SBE		NON-SBE		TOTAL	
1. Construction	7,180,537	19%	31,618,456	81%	38,798,993	63%	3,760,929	20%	14,992,118	80%	18,753,047	53%	10,941,466	19%	46,610,574	81%	57,552,040	59%
2. MCC 7040	4,578,058	80%	1,109,036	20%	5,687,094	9%	477,127	100%		0%	477,127	1%	5,055,185	82%	1,109,036	18%	6,164,221	6%
3. MCC 7360	610,781	34%	1,191,804	66%	1,802,586	3%	6,060,090	52%	5,644,758	48%	11,704,849	33%	6,670,872	49%	6,836,563	51%	13,507,434	14%
4. Design/Build	93,311	1%	14,752,400	99%	14,845,711	24%	345,251	8%	4,151,205	92%	4,496,456	13%	438,562	2%	18,903,606	98%	19,342,168	20%
5. Leases	0	0%	410,891	100%	410,891	1%					-	0%	-	0%	410,891	100%	410,891	0%
6. Maintenance					-	0%					-	0%	-		-		-	0%
7. Owner Direct Purchases					-	0%					-	0%	-		-		-	0%
TOTAL	12,462,687	20%	49,082,588	80%	61,545,275	100%	10,643,398	30%	24,788,081	70%	35,431,479	100%	23,106,085	24%	73,870,669	76%	96,976,754	100%

CONTRACTS PAID DEMOGRAPHICS																								
Reporting Period: 6/1/25 to 7/31/25																								
SBE GOALS/MEASURES								NO SBE GOALS/MEASURES								TOTAL (SBE + NO SBE GOALS/MEASURES)								
Ethnicity Type	Male		Female		Unknown		TOTAL		Male		Female		Unknown		TOTAL		Male		Female		Unknown		TOTAL	
1. Asian Pacific American	18,421	100%	0	0%		0%	18,421	0%			0				-	0%	18,421	100%	-	0%	-	0%	18,421	0%
2. Black American	1,569,024	81%	357,410	19%		0%	1,926,434	3%	699,240	97%	17,992	3%		0%	717,232	2%	2,268,265	86%	375,402	14%	-	0%	2,643,667	3%
3. Caucasian	8,624,366	84%	1,622,638	16%	0	0%	10,247,004	17%	5,703,573	95%	277,133	5%		0%	5,980,707	17%	14,327,940	88%	1,899,771	12%	-	0%	16,227,711	17%
4. Hispanic American	20,914,905	91%	2,114,383	9%	-	0%	23,029,287	37%	14,891,469	88%	2,124,940	12%	0	0%	17,016,410	48%	35,806,374	89%	4,239,323	11%	-	0%	40,045,697	41%
5. Native American					-	0%	-	0%					0	0%	-	0%	-		-		-		-	0%
6. Other Minority	4,765,389	100%	15,716	0%	0	0%	4,781,105	8%	209,762	100%		0%		0%	209,762	1%	4,975,151	100%	15,716	0%	-	0%	4,990,867	5%
7. Subcontinent Asian American	0						-	0%							-	0%	-		-		-		-	0%
8. Unknown	9,655	0%		0%	21,533,368	100%	21,543,023	35%	2,001,268	17%		0%	9,506,101	83%	11,507,369	32%	2,010,923	6%	-	0%	31,039,469	94%	33,050,392	34%
TOTAL	35,901,760	58%	4,110,147	7%	21,533,368	35%	61,545,275	100%	23,505,313	66%	2,420,065	7%	9,506,101	27%	35,431,479	100%	59,407,073	61%	6,530,212	7%	31,039,469	32%	96,976,754	100%

NOTES

<sup>1</sup>As a result of two landmark cases (Engineering Contractors Association v. Metropolitan Dade County and Hershell Gill Consulting Engineers, Inc. v. Miami-Dade County) Miami-Dade County's three Small Business Enterprise (SBE) programs in Construction, A&E, and Goods and Services are race and gender neutral.

<sup>2</sup>The capturing of demographic data is based on voluntary information provided and or entered by prime and sub-contractors.

<sup>3</sup>Payments reported may be from contracts awarded outside the reporting period.

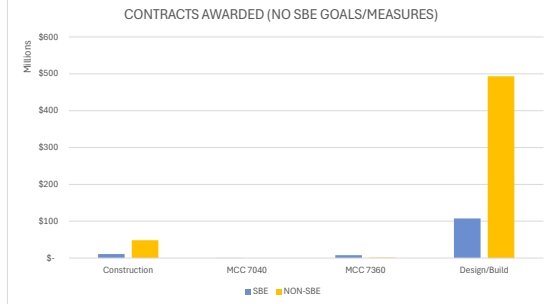
**Miami-Dade County Small Business Enterprise (SBE) Construction Program**  
Reporting Period: 6/1/25 to 7/31/25 (Bi-Monthly)

**CONTRACTS AWARDED**

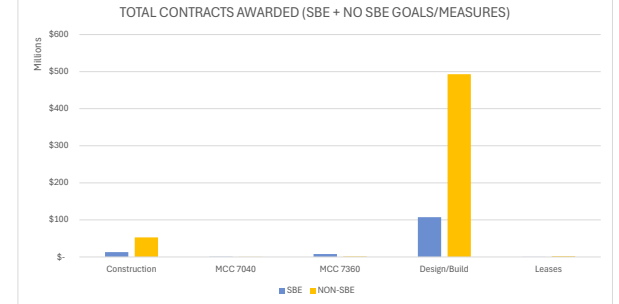
1						
CONTRACTS AWARDED (SBE GOALS/MEASURES)						
	SBE		NON-SBE		Total	
Construction	\$ 1,966,589	31%	\$ 4,277,950	69%	\$ 6,244,539	69%
MCC 7040	\$ 139,147	34%	\$ 268,547	66%	\$ 407,694	5%
MCC 7360	\$ -		\$ -		\$ -	0%
Design/Build	\$ -		\$ -		\$ -	0%
Leases	\$ 404,888	17%	\$ 1,999,422	83%	\$ 2,404,310	27%
Maintenance	\$ -		\$ -		\$ -	0%
Owner Direct Purchases	\$ -		\$ -		\$ -	0%
<b>Total</b>	<b>\$ 2,510,624</b>	<b>28%</b>	<b>\$ 6,545,919</b>	<b>72%</b>	<b>\$ 9,056,543</b>	<b>100%</b>



2						
CONTRACTS AWARDED (NO SBE GOALS/MEASURES)						
	SBE		NON-SBE		Total	
Construction	\$ 10,997,469	19%	\$ 48,322,152	81%	\$ 59,319,621	9%
MCC 7040	\$ 539,327	100%	\$ -	0%	\$ 539,327	0%
MCC 7360	\$ 7,940,398	87%	\$ 1,203,959	13%	\$ 9,144,357	1%
Design/Build	\$ 107,454,181	18%	\$ 493,184,060	82%	\$ 600,638,241	90%
Leases	\$ -		\$ -		\$ -	0%
Maintenance	\$ -		\$ -		\$ -	0%
Owner Direct Purchases	\$ -		\$ -		\$ -	0%
<b>Total</b>	<b>\$ 126,931,375</b>	<b>19%</b>	<b>\$ 542,710,171</b>	<b>81%</b>	<b>\$ 669,641,546</b>	<b>100%</b>

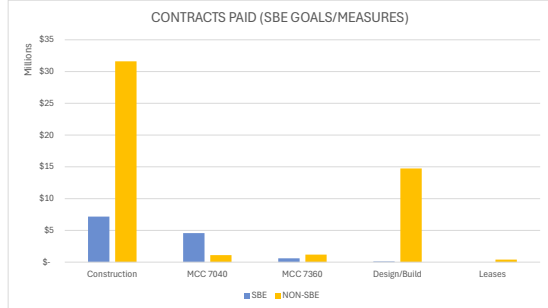


3						
TOTAL CONTRACTS AWARDED (SBE + NO SBE GOALS/MEASURES)						
	SBE		NON-SBE		Total	
Construction	\$ 12,964,057	20%	\$ 52,600,102	80%	\$ 65,564,160	10%
MCC 7040	\$ 678,474	72%	\$ 268,547	28%	\$ 947,021	0%
MCC 7360	\$ 7,940,398	87%	\$ 1,203,959	13%	\$ 9,144,357	1%
Design/Build	\$ 107,454,181	18%	\$ 493,184,060	82%	\$ 600,638,241	88%
Leases	\$ 404,888	17%	\$ 1,999,422	83%	\$ 2,404,310	0%
Maintenance	\$ -		\$ -		\$ -	0%
Owner Direct Purchases	\$ -		\$ -		\$ -	0%
<b>Total</b>	<b>\$ 129,441,999</b>	<b>19%</b>	<b>\$ 549,256,090</b>	<b>81%</b>	<b>\$ 678,698,089</b>	<b>100%</b>

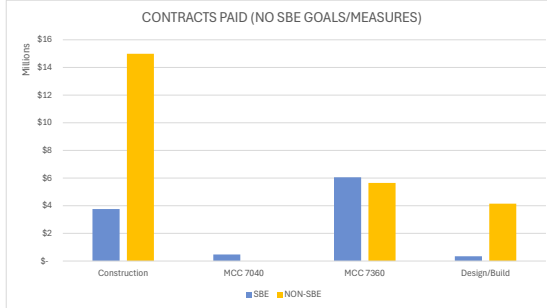


**CONTRACTS PAID**

4						
CONTRACTS PAID (SBE GOALS/MEASURES)						
	SBE		NON-SBE		Total	
Construction	\$ 7,180,537	19%	\$ 31,618,456	81%	\$ 38,798,993	63%
MCC 7040	\$ 4,578,058	80%	\$ 1,109,036	20%	\$ 5,687,094	9%
MCC 7360	\$ 610,781	34%	\$ 1,191,804	66%	\$ 1,802,586	3%
Design/Build	\$ 93,311	1%	\$ 14,752,400	99%	\$ 14,845,711	24%
Leases	\$ -	0%	\$ 410,891	100%	\$ 410,891	1%
Maintenance	\$ -		\$ -		\$ -	0%
Owner Direct Purchases	\$ -		\$ -		\$ -	0%
<b>Total</b>	<b>\$ 12,462,687</b>	<b>20%</b>	<b>\$ 49,082,588</b>	<b>80%</b>	<b>\$ 61,545,275</b>	<b>100%</b>



5						
CONTRACTS PAID (NO SBE GOALS/MEASURES)						
	SBE		NON-SBE		Total	
Construction	\$ 3,760,929	20%	\$ 14,992,118	80%	\$ 18,753,047	53%
MCC 7040	\$ 477,127	100%	\$ -	0%	\$ 477,127	1%
MCC 7360	\$ 6,060,090	52%	\$ 5,644,758	48%	\$ 11,704,849	33%
Design/Build	\$ 345,251	8%	\$ 4,151,205	92%	\$ 4,496,456	13%
Leases	\$ -		\$ -		\$ -	0%
Maintenance	\$ -		\$ -		\$ -	0%
Owner Direct Purchases	\$ -		\$ -		\$ -	0%
<b>Total</b>	<b>\$ 10,643,398</b>	<b>30%</b>	<b>\$ 24,788,081</b>	<b>70%</b>	<b>\$ 35,431,479</b>	<b>100%</b>



6						
TOTAL CONTRACTS PAID (SBE + NO SBE GOALS/MEASURES)						
	SBE		NON-SBE		Total	
Construction	\$ 10,941,466	19%	\$ 46,610,574	81%	\$ 57,552,040	59%
MCC 7040	\$ 5,055,185	82%	\$ 1,109,036	18%	\$ 6,164,221	6%
MCC 7360	\$ 6,670,872	49%	\$ 6,836,563	51%	\$ 13,507,434	14%
Design/Build	\$ 438,562	2%	\$ 18,903,606	98%	\$ 19,342,168	20%
Leases	\$ -	0%	\$ 410,891	100%	\$ 410,891	0%
Maintenance	\$ -		\$ -		\$ -	0%
Owner Direct Purchases	\$ -		\$ -		\$ -	0%
<b>Total</b>	<b>\$ 23,106,085</b>	<b>24%</b>	<b>\$ 73,870,669</b>	<b>76%</b>	<b>\$ 96,976,754</b>	<b>100%</b>



Miami-Dade County Small Business Enterprise (SBE) Construction Program

	CONTRACTS AWARDED ANNUAL REPORTING: 2021						CONTRACTS AWARDED ANNUAL REPORTING: 2022						CONTRACTS AWARDED ANNUAL REPORTING: 2023						CONTRACTS AWARDED ANNUAL REPORTING: 2024					
	TOTAL (SBE + NO SBE GOALS/MEASURES)						TOTAL (SBE + NO SBE GOALS/MEASURES)						TOTAL (SBE + NO SBE GOALS/MEASURES)						TOTAL (SBE + NO SBE GOALS/MEASURES)					
Contract Type	SBE		NON-SBE		TOTAL		SBE		NON-SBE		TOTAL		SBE		NON-SBE		TOTAL		SBE		NON-SBE		TOTAL	
1. Construction	77,197,088	10%	676,112,440	90%	753,309,528	63%	93,206,265	12%	697,927,041	88%	791,133,306	67%	114,627,330	19%	484,861,877	81%	599,489,207	55%	119,824,360	12%	870,843,952	88%	990,668,312	56%
2. MCC 7040	98,314,744	88%	13,360,934	12%	111,675,678	9%	95,548,773	93%	7,491,238	7%	103,040,012	9%	107,803,930	97%	3,035,592	3%	110,839,523	10%	92,416,033	97%	2,494,853	3%	94,910,886	5%
3. MCC 7360	38,627,484	34%	75,127,846	66%	113,755,330	10%	35,751,581	42%	49,920,355	58%	85,671,937	7%	44,495,369	46%	53,155,771	54%	97,651,140	9%	151,457,933	65%	80,474,268	35%	231,932,201	13%
4. Design/Build					-	0%	13,936,550	8%	165,078,551	92%	179,015,102	15%	73,543,259	37%	124,638,019	63%	198,181,278	18%	25,981,826	6%	414,766,290	94%	440,748,116	25%
5. Leases	6,440,757	3%	208,949,209	97%	215,389,966	18%	2,198,399	9%	22,888,872	91%	25,087,270	2%	7,801,468	9%	82,995,633	91%	90,797,101	8%					-	0%
6. Maintenance					-	0%					-	0%					-	0%					-	0%
7. Owner Direct Purchases	0		0		-	0%			0		-	0%					-	0%					-	0%
TOTAL	220,580,072	18%	973,550,430	82%	1,194,130,501	100%	240,641,570	20%	943,306,057	80%	1,183,947,627	100%	348,271,356	32%	748,686,893	68%	1,096,958,249	100%	389,680,152	22%	1,368,579,362	78%	1,758,259,514	100%

	CONTRACTS AWARDED DEMOGRAPHICS ANNUAL REPORTING: 2021										CONTRACTS AWARDED DEMOGRAPHICS ANNUAL REPORTING: 2022										CONTRACTS AWARDED DEMOGRAPHICS ANNUAL REPORTING: 2023										CONTRACTS AWARDED DEMOGRAPHICS ANNUAL REPORTING: 2024									
	TOTAL (SBE + NO SBE GOALS/MEASURES)										TOTAL (SBE + NO SBE GOALS/MEASURES)										TOTAL (SBE + NO SBE GOALS/MEASURES)										TOTAL (SBE + NO SBE GOALS/MEASURES)									
Ethnicity Type	Male		Female		Unknown		TOTAL			Male		Female		Unknown		TOTAL			Male		Female		Unknown		TOTAL			Male		Female		Unknown		TOTAL						
1. Asian Pacific American	513,642	90%		58,800	10%		0%	572,442	0%		618,266	49%		649,285	51%		0%	1,267,551	0%		40,887	100%		0	0%		0%	40,887			464,967	59%		319,426	41%		0%	784,393	0.04%	
2. Black American	11,710,154	89%		1,383,428	11%		0%	13,093,582	1%		16,538,360	90%		1,893,357	10%		0%	18,429,717	2%		21,143,515	76%		6,808,139	24%		0%	27,951,654	2.55%		19,778,488	83%		4,067,128	17%		0%	23,845,617	1.36%	
3. Caucasian	318,719,555			52,958,313	14%		0	0%	371,677,868	31%	313,803,478	95%		17,926,540	5%	38,932	0%	331,768,949	28%	126,536,596	68%		60,860,018	32%		0	0%	187,396,614	17.08%		602,045,100	98%		14,906,872	2%	19,682	0%	616,971,653	35.09%	
4. Hispanic American	339,650,402	85%		37,202,761	10%		0	0%	376,853,163	32%	279,600,096	88%		35,569,043	11%	2,248,029	1%	317,417,169	27%	462,770,318	89%		53,521,458	10%		833,857	0.16%		517,125,634	47.14%		433,897,350	80%		105,781,628	20%	198,852	0.04%	539,877,830	30.71%
5. Native American	162,500	100%			0%		0	0%	162,500	0%		0%		372,011	100%		0%	372,011	0%		3,650	3%		0%		103,270	97%		106,920	0.01%					0		-	0.00%		
6. Other Minority	8,065,330	96%		310,528	4%		0%	8,375,858	1%	2,001,512	100%		4,441	0%	0%	0%	2,005,953	0%	12,446,784	100%		14,500	0.12%		7,231	0%	12,468,516	1.14%		213,155,036	100%		-	0%		0%	213,155,036	12.12%		
7. Subcontinent Asian American	610,000	100%			0%		0%	610,000	0%		378,141	100%			0%	0%	378,141	0%	294,605	100%		-	0%		0%	294,605	0.03%									0%	-	0.00%		
8. Unknown	143,106			73,078	0%		422,568,905	100%	422,785,089	35%	6,180,953	1%	176,600	0%	505,950,585	99%	512,308,137	43%	76,217,990	22%	702,913	0.20%		274,652,516	78%		351,573,419	32.05%		4,873,963	1%	54,192,984	15%	304,558,039	84%	363,624,986	20.68%			
TOTAL	679,574,689	57%		91,986,907	8%		422,568,905	35%	1,194,130,501	100%	619,120,805	52%	56,217,266	5%	508,609,557	43%	1,183,947,627	100%	699,454,345	64%	121,907,029	11%	275,596,875	25%	1,096,958,249	100%	1,274,214,903	72%	179,268,038	10%	304,776,573	17%	1,758,259,514	100%						

	CONTRACTS PAID ANNUAL REPORTING: 2021						CONTRACTS PAID ANNUAL REPORTING: 2022						CONTRACTS PAID ANNUAL REPORTING: 2023						CONTRACTS PAID ANNUAL REPORTING: 2024					
	TOTAL (SBE + NO SBE GOALS/MEASURES)						TOTAL (SBE + NO SBE GOALS/MEASURES)						TOTAL (SBE + NO SBE GOALS/MEASURES)						TOTAL (SBE + NO SBE GOALS/MEASURES)					
Contract Type	SBE		NON-SBE		TOTAL		SBE		NON-SBE		TOTAL		SBE		NON-SBE		TOTAL		SBE		NON-SBE		TOTAL	
1. Construction	83,896,151	13%	550,957,881	87%	634,854,032	59%	91,396,129	12%	646,718,328	88%	738,114,457	59%	126,692,403	18%	584,543,799	82%	711,236,202	71%	164,050,139	21%	627,798,390	79%	791,848,529	70%
2. MCC 7040	52,234,809	84%	10,074,865	16%	62,309,675	6%	76,623,918	92%	6,773,184	8%	83,397,102	7%	84,977,033	93%	6,491,396	7%	91,468,429	9%	114,011,043	95%	5,896,686	5%	119,907,729	11%
3. MCC 7360	26,219,409	44%	33,294,069	56%	59,513,478	5%	23,263,528	34%	44,496,969	66%	67,760,498	5%	23,356,331	30%	53,433,629	70%	76,789,961	8%	28,325,035	40%	42,972,328	60%	71,297,363	6%
4. Design/Build	25,451,404	12%	181,973,489	88%	207,424,893	19%	40,563,297	26%	116,541,876	74%	157,105,174	13%	14,556,725	24%	47,022,940	76%	61,579,665	6%	9,945,656	10%	88,474,551	90%	98,420,206	9%
5. Leases	10,361,174	11%	86,713,449	89%	97,074,624	9%	16,468,521	9%	168,368,240	91%	184,836,761	15%	6,738,200	11%	56,256,991	89%	62,995,191	6%	5,452,696	11%	44,966,750	89%	50,419,446	4%
6. Maintenance					-	0%					-	0%					-	0%					-	0%
7. Owner Direct Purchases	231,245	1%	22,780,941	99%	23,012,186	2%	541,425	5%	9,416,236	95%	9,957,660	1%	3,128	1%	400,891	99%	404,019	0%			10,353	100%	10,353	0%
TOTAL	198,394,193	18%	885,794,695	82%	1,084,188,888	100%	248,856,818	20%	992,314,834	80%	1,241,171,651	100%	256,323,802	26%	748,149,646	74%	1,004,473,466	100%	321,784,568	28%	810,119,058	72%	1,131,903,626	100%

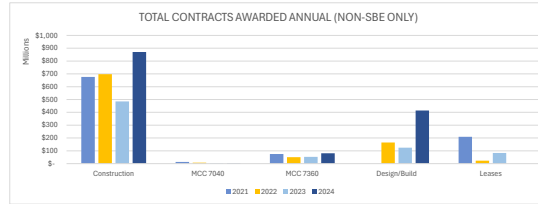
Miami-Dade County Small Business Enterprise (SBE) Construction Program  
Yearly Reporting

CONTRACTS AWARDED ANNUAL

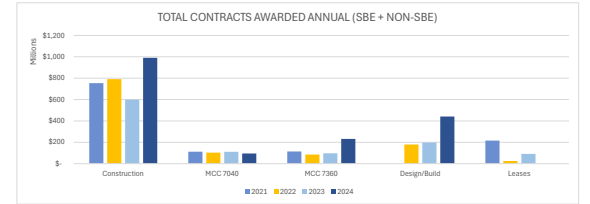
1												
TOTAL CONTRACTS AWARDED ANNUAL (SBE ONLY)												
	2021			2022			2023			2024		
Construction	\$	77,197,088	35%	\$	93,206,265	39%	\$	114,627,330	33%	\$	119,824,360	31%
MCC 7040	\$	98,314,744	45%	\$	95,548,773	40%	\$	107,803,930	31%	\$	92,416,033	24%
MCC 7360	\$	38,627,484	18%	\$	35,751,581	15%	\$	44,495,369	13%	\$	151,457,933	39%
Design/Build	\$	-	0%	\$	13,936,550	6%	\$	73,543,259	21%	\$	25,981,826	7%
Leases	\$	6,440,757	3%	\$	2,198,399	1%	\$	7,801,468	2%	\$	-	0%
Maintenance	\$	-	0%	\$	-	0%	\$	-	0%	\$	-	0%
Owner Direct Purchases	\$	-	0%	\$	-	0%	\$	-	0%	\$	-	0%
Total	\$	220,580,072	100%	\$	240,641,570	100%	\$	348,271,356	100%	\$	389,680,152	100%



2												
TOTAL CONTRACTS AWARDED ANNUAL (NON-SBE ONLY)												
	2021			2022			2023			2024		
Construction	\$	676,112,440	69%	\$	697,927,041	74%	\$	484,861,877	65%	\$	870,843,952	64%
MCC 7040	\$	13,360,934	1%	\$	7,491,238	1%	\$	3,035,592	0%	\$	2,494,853	0%
MCC 7360	\$	75,127,846	8%	\$	49,920,355	5%	\$	53,155,771	7%	\$	80,474,268	6%
Design/Build	\$	-	0%	\$	165,078,551	17%	\$	124,638,019	17%	\$	414,766,290	30%
Leases	\$	208,949,209	21%	\$	22,888,972	2%	\$	82,995,633	11%	\$	-	0%
Maintenance	\$	-	0%	\$	-	0%	\$	-	0%	\$	-	0%
Owner Direct Purchases	\$	-	0%	\$	-	0%	\$	-	0%	\$	-	0%
Total	\$	973,550,430	100%	\$	943,306,057	100%	\$	748,686,893	100%	\$	1,368,579,362	100%

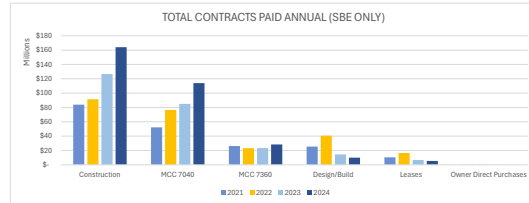


3												
TOTAL CONTRACTS AWARDED ANNUAL (SBE + NON-SBE)												
	2021			2022			2023			2024		
Construction	\$	753,309,528	63%	\$	791,133,306	67%	\$	599,489,207	55%	\$	990,668,312	56%
MCC 7040	\$	111,675,678	9%	\$	103,040,012	9%	\$	110,839,523	10%	\$	94,910,886	5%
MCC 7360	\$	113,755,330	10%	\$	85,671,937	7%	\$	97,651,140	9%	\$	231,932,201	13%
Design/Build	\$	-	0%	\$	179,015,102	15%	\$	196,181,278	18%	\$	440,748,116	25%
Leases	\$	215,389,966	18%	\$	25,087,270	2%	\$	90,797,101	8%	\$	-	0%
Maintenance	\$	-	0%	\$	-	0%	\$	-	0%	\$	-	0%
Owner Direct Purchases	\$	-	0%	\$	-	0%	\$	-	0%	\$	-	0%
Total	\$	1,194,130,501	100%	\$	1,183,947,637	100%	\$	1,096,958,249	100%	\$	1,758,259,514	100%



CONTRACTS PAID ANNUAL

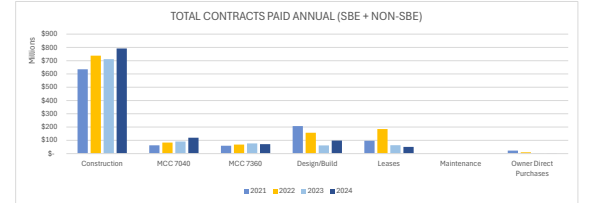
TOTAL CONTRACTS PAID ANNUAL (SBE ONLY)												
	2021			2022			2023			2024		
Construction	\$	83,896,151	42%	\$	91,396,129	37%	\$	126,692,403	49%	\$	164,050,139	51%
MCC 7040	\$	52,234,809	26%	\$	76,623,918	31%	\$	84,977,033	33%	\$	114,011,043	35%
MCC 7360	\$	26,219,409	13%	\$	23,263,528	9%	\$	23,356,331	9%	\$	28,325,035	9%
Design/Build	\$	23,451,404	13%	\$	40,563,297	16%	\$	14,556,725	6%	\$	9,945,656	3%
Leases	\$	10,361,174	5%	\$	16,468,521	7%	\$	6,738,200	3%	\$	5,452,696	2%
Maintenance	\$	-	0%	\$	-	0%	\$	-	0%	\$	-	0%
Owner Direct Purchases	\$	231,245	0%	\$	541,425	0%	\$	3,128	0%	\$	-	0%
Total	\$	198,394,193	100%	\$	248,856,818	100%	\$	256,323,820	100%	\$	321,784,568	100%



TOTAL CONTRACTS PAID ANNUAL (NON-SBE ONLY)												
	2021			2022			2023			2024		
Construction	\$	550,957,881	62%	\$	646,718,328	65%	\$	584,543,799	78%	\$	627,798,390	77%
MCC 7040	\$	10,074,865	1%	\$	6,773,184	1%	\$	6,491,396	1%	\$	5,896,686	1%
MCC 7360	\$	33,294,069	4%	\$	44,496,969	4%	\$	53,433,629	7%	\$	42,972,328	5%
Design/Build	\$	181,973,489	21%	\$	116,541,876	12%	\$	47,022,940	6%	\$	88,476,551	11%
Leases	\$	86,713,449	10%	\$	168,368,240	17%	\$	56,256,991	8%	\$	44,966,750	6%
Maintenance	\$	-	0%	\$	-	0%	\$	-	0%	\$	-	0%
Owner Direct Purchases	\$	22,780,941	3%	\$	9,416,236	1%	\$	400,891	0%	\$	10,353	0%
Total	\$	885,794,695	100%	\$	992,314,834	100%	\$	748,149,646	100%	\$	810,119,058	100%



6												
TOTAL CONTRACTS PAID ANNUAL (SBE + NON-SBE)												
	2021			2022			2023			2024		
Construction	\$	634,854,032	59%	\$	738,114,457	59%	\$	711,236,202	71%	\$	791,848,528	70%
MCC 7040	\$	62,309,675	6%	\$	83,397,102	7%	\$	91,468,429	9%	\$	119,907,729	11%
MCC 7360	\$	59,513,478	5%	\$	67,760,498	5%	\$	76,789,961	8%	\$	72,197,363	6%
Design/Build	\$	207,424,893	19%	\$	157,105,174	13%	\$	61,579,665	6%	\$	98,420,206	9%
Leases	\$	97,074,624	9%	\$	184,836,761	15%	\$	62,995,191	6%	\$	50,419,446	4%
Maintenance	\$	-	0%	\$	-	0%	\$	-	0%	\$	-	0%
Owner Direct Purchases	\$	23,012,186	2%	\$	9,957,660	1%	\$	404,019	0%	\$	10,353	0%
Total	\$	1,084,188,888	100%	\$	1,241,171,651	100%	\$	1,004,473,466	100%	\$	1,131,903,626	100%




# **Miscellaneous Construction Contract**

**MCC-9-18**

**(MCM Corporation)**

# MAGNUM CONSTRUCTION MANAGEMENT MISCELLANEOUS CONSTRUCTION CONTRACTS MCC-9-18

**CM SBE-C Advisory Board Update**  
July 2025





## SBE-C & G/S PROJECT INFORMATION TO-DATE

Total dollar value of all awarded (Award Amount):	Total dollar value of Cost of Work:	Total dollar value contracted to SBE's to- date:
<b>\$24,874,666.50</b>	<b>\$20,582,313.41</b>	<b>\$19,054,819.13</b>
Total dollar value of payment received by MCM (Paid Amount) :	Total number of GMP's:	Total number of packages SBE's contracted to date:
<b>\$20,755,587.91</b>	<b>0</b>	<b>113</b>

Total percentage contracted all SBE's to-date: **92.6%**

(Total dollar value contracted to SBE's divided by total dollar value cost of work equals SBE percentage)

## SBE BREAKOUT TO-DATE – CONSTRUCTION AND GOODS & SERVICES

Total \$ contracted SBE-C's	Total % contracted SBE-C's	Total \$ paid-to-date SBE-C's	Total % paid-to-date SBE-C's
<b>\$18,561,981.16</b>	<b>90.2%</b>	<b>\$17,311,412.20</b>	<b>85.3%</b>
Total \$ contracted SBE-Goods & Services	Total % contracted SBE- Goods & Services	Total \$ paid-to-date SBE-Goods & Services	Total % paid-to-date SBE-Goods & Services
<b>\$492,900.97</b>	<b>8.6%</b>	<b>\$463,519.24</b>	<b>10.3%</b>

## SBE BREAKOUT TO-DATE – CONSTRUCTION MANAGEMENT

Total \$ contracted SBE-C Qualifier MCO <b>\$1,595,022.62</b>	18% - Total % contracted SBE-C Qualifier MCO <b>19.5%</b>	Total \$ paid-to-date SBE-C Qualifier MCO <b>\$ 1,298,155.98</b>	Total % paid-to-date SBE-C MCO <b>18.9%</b>
Total \$ contracted SBE-C Qualifier Gamax <b>\$701,386.88</b>	4% - Total % contracted SBE-C Qualifier Gamax <b>8.6%</b>	Total \$ paid-to-date SBE-C Qualifier Gamax <b>\$461,381.04</b>	Total % paid-to-date SBE-C Gamax <b>6.7%</b>

## SBE-CONSTRUCTION BREAKDOWN (LIST ALL FIRMS)

Subcontractor	Project	Original Contract Amount with Change Order	Amount Paid to Date	Demographic Data
Clearview Electric Inc	SAO 1/5 - Y128A Bldg. 3030	\$141,468.65	\$141,468.65	African American/Male
Delka Innovo Group Inc	SAO 1/5 - Y128A Bldg. 3030	\$73,681.29	\$73,681.29	Hispanic/ Male
L & T Fire LLC	SAO 1/5 - Y128A Bldg. 3030	\$8,575.00	\$8,575.00	Hispanic/ Female
OnAir Inc	SAO 1/5 - Y128A Bldg. 3030	\$10,200.00	\$10,200.00	Hispanic/ Male
Clearview Electric Inc	SAO 2/6 – WO64A	\$33,080.72	\$33,080.72	African American/Male

## SBE-CONSTRUCTION BREAKDOWN (CONTINUED)

Subcontractor	Project	Original Contract Amount with Change Order	Amount Paid to Date	Demographic Data
Massu Infrastructure Coating LLC	SAO 2/6 – W064A	\$3,884.00	\$3,884.00	Hispanic/ Male
Milestone Fire Protection LLC	SAO 2/6 – W064A	\$79,536.41	\$79,536.41	Hispanic/ Male
C L Elias Construction Inc.	SAO 3 – V008F	\$27,592.00	\$27,592.00	Caucasian/ Female
Clearview Electric Inc	SAO 3 – V008F	\$36,160.00	\$36,160.00	African American/Male
Paradise Construction	SAO 4/8 – U010F-5	\$48,725.00	\$48,725.00	Hispanic/ Male

## SBE-CONSTRUCTION BREAKDOWN (CONTINUED)

Subcontractor	Project	Original Contract Amount with Change Order	Amount Paid to Date	Demographic Data
Ameradrain Plumbing Corp	SAO 4/8 – U010F-5	\$17,257.00	\$17,257.00	Hispanic/ Male
OnAir Inc	SAO 4/8 – U010F-5	\$63,650.00	\$63,650.00	Hispanic/ Male
MGA Electric Inc	SAO 4/8 – U010F-5	\$16,866.46	\$16,866.46	African American/ Male
Delka Innovo Group Inc.	AA046A	\$28,255.00	\$28,255.00	Hispanic/ Male
MAC 195 Engineering	AA046A	\$165,000.00	\$165,000.00	Hispanic/ Male

## SBE-CONSTRUCTION BREAKDOWN (CONTINUED)

Subcontractor	Project	Original Contract Amount with Change Order	Amount Paid to Date	Demographic Data
Ohana Construction Group	AA126A-2	\$389,044.78	\$350,779.46	Hispanic / Male
Conbuild LLC (Pkg B)	AA126A-2	\$252,204.35	\$212,067.88	Hispanic / Female
Conbuild LLC (Pkg C)	AA126A-2	\$134,456.00	\$116,855.71	Hispanic / Female
Delka Innovo Group Inc	AA126A-2	\$47,017.97	\$42,593.00	Hispanic/ Male
Paradise Construction	AA126A-2	\$164,082.87	\$156,023.72	Hispanic / Male

## SBE-CONSTRUCTION BREAKDOWN (CONTINUED)

Subcontractor	Project	Original Contract Amount with Change Order	Amount Paid to Date	Demographic Data
Massu Infrastructure Coating LLC	AA126A-2	\$42,153.00	\$39,095.35	Hispanic / Male
Green Engineering & Construction	AA126A-2	\$183,157.60	\$173,999.72	Hispanic / Male
C.J. Fire Protection	AA126A-2	\$68,000.00	\$64,600.00	African American / Male
People's Plumbing & Mechanical	AA126A-2	\$409,102.00	\$385,568.90	Hispanic / Female
OnAir Inc.	AA126A-2	\$95,412.40	\$90,499.28	Hispanic / Male



## SBE-CONSTRUCTION BREAKDOWN (CONTINUED)

Subcontractor	Project	Original Contract Amount with Change Order	Amount Paid to Date	Demographic Data
Thevenin Enterprises, Inc	AA126A-2	\$256,700.00	\$241,233.66	Hispanic / Male
Delka Innova Group PkgA	AA126A-1	\$389,822.79	\$380,667.85	Hispanic / Male
Delka Innova Group Pkg B	AA126A-1	\$226,339.92	\$205,639.18	Hispanic / Male
Delka Innova Group PkgC	AA126A-1	\$43,425.10	\$40,512.75	Hispanic / Male
Paradise Construction Corp.	AA126A-1	\$178,680.00	\$171,776.66	Hispanic / Male

## SBE-CONSTRUCTION BREAKDOWN (CONTINUED)

Subcontractor	Project	Original Contract Amount with Change Order	Amount Paid to Date	Demographic Data
Massu Infrastructure Coating	AA126A-1	\$24,819.00	\$23,649.30	Hispanic / Male
Commercial Interior Contractor	AA126A-1	\$43,803.13	\$48,772.07	Hispanic / Female
Milestone Fire Protection LLC	AA126A-1	\$38,963.67	\$36,681.72	Hispanic / Male
Mag Construction Inc	AA126A-1	\$448,000.54	\$423,480.85	Hispanic / Male
OnAir Inc.	AA126A-1	\$73,000.00	\$51,472.43	Hispanic / Male

## SBE-CONSTRUCTION BREAKDOWN (CONTINUED)

Subcontractor	Project	Original Contract Amount with Change Order	Amount Paid to Date	Demographic Data
Thevenin Enterprises, Inc	AA126A-1	\$279,650.00	\$259,777.50	Hispanic / Male
Delka Innovo Group	AA126A-3	\$424,058.85	\$397,863.78	Hispanic / Male
Paradise Construction Corp.	AA126A-3	\$93,588.62	\$52,049.19	Hispanic / Male
Delka Innovo Group	AA126A-3	\$15,000.00	\$13,774.90	Hispanic / Male
Epic Consultants Inc.	AA126A-3	\$155,001.00	\$138,754.15	Hispanic / Male

## SBE-CONSTRUCTION BREAKDOWN (CONTINUED)

Subcontractor	Project	Original Contract Amount with Change Order	Amount Paid to Date	Demographic Data
Delka Innovo Group	AA126A-3	\$21,292.22	\$17,913.20	Hispanic / Male
Milestone Fire Protection LLC	AA126A-3	\$62,800.00	\$32,328.97	Hispanic / Male
People's Plumbing & Mechanical	AA126A-3	\$587,048.71	\$536,364.69	Hispanic / Female
Gamma Air System Inc	AA126A-3	\$51,700.00	\$51,674.14	Hispanic / Male
Thevenin Enterprises Inc	AA126A-3	\$272,488.13	\$240,398.88	Hispanic / Male

## SBE-CONSTRUCTION BREAKDOWN (CONTINUED)

Subcontractor	Project	Original Contract Amount with Change Order	Amount Paid to Date	Demographic Data
Low Voltage Systems Inc	AA136 A	\$1,117,090.57	\$1,117,090.57	Hispanic / Male
AAP Construction Group	T072E-1	\$56,250.00	\$56,250.00	Hispanic / Male
Milestone Fire Protection	T072E-1	\$33,000.00	\$33,000.00	Hispanic / Male
OnAir Inc	T072E-1	\$23,900.00	\$23,900.00	Hispanic / Male
New Era Electric Inc	T072E-1	\$31,280.00	\$31,280.00	Hispanic / Male

## SBE-CONSTRUCTION BREAKDOWN (CONTINUED)

Subcontractor	Project	Original Contract Amount with Change Order	Amount Paid to Date	Demographic Data
Clearview Electric Inc	T072B-3	\$720,000.00	\$670,523.71	African American / Male
Conbuild LLC	X116A Ph IV	\$364,751.45	\$364,751.45	Hispanic / Male
Chavez South Florida	X116A Ph IV	\$72,915.82	\$72,915.82	Hispanic / Male
Delka Innovo Group	X116A Ph IV	\$15,985.61	\$15,985.61	Hispanic / Male
Kesoki Painting LLC	X116A Ph IV	\$7,050.00	\$7,050.75	Hispanic / Female

## SBE-CONSTRUCTION BREAKDOWN (CONTINUED)

Subcontractor	Project	Original Contract Amount with Change Order	Amount Paid to Date	Demographic Data
C. J. Fire Protection	X116A Ph IV	\$12,000.00	\$12,000.00	African American / Male
RCR Plumbing Services	X116A Ph IV	\$55,061.88	\$55,061.88	Hispanic / Male
Thevenin Enterprises	X116A Ph IV	\$15,879.00	\$15,879.00	Hispanic / Male
Jador International Corp	X116A Ph IV	\$54,810.94	\$54,810.94	African American / Female
Commercial Interior Contractors	X116A Ph IV	\$85,271.49	\$85,217.49	Hispanic / Female

## SBE-CONSTRUCTION BREAKDOWN (CONTINUED)

Subcontractor	Project	Original Contract Amount with Change Order	Amount Paid to Date	Demographic Data
Epic Consultant Inc	D105C-1A	\$1,378,808.00	\$1,310,254.39	Hispanic / Male
Epic Consultant Inc	D105C-1A	\$278,433.40	\$250,891.16	Hispanic / Male
Massu Infrastructure Coatings, LLC	D105C-1A	\$25,979.00	\$21,746.92	Hispanic / Male
Thevenin Enterprises	D105C-1A	\$1,462,562.00	\$1,171,883.89	Hispanic / Male
Ruben Electric Technology	SAO 7/11	\$27,931.00	\$27,931.00	Hispanic / Male



## SBE-CONSTRUCTION BREAKDOWN (CONTINUED)

Subcontractor	Project	Original Contract Amount with Change Order	Amount Paid to Date	Demographic Data
Ohana Construction Group	SAO 7/11	\$18,500.00	\$18,500.00	Hispanic / Male
Milestone Fire Protection LLC	SAO 7/11	\$2,680.00	\$2,680.00	Hispanic / Male
Delka Innovo Group	U023A	\$90,317.63	\$78,838.17	Hispanic / Male
Gamma Air System Inc	U023A	\$498,000.00	\$492,283.27	Hispanic / Male
Ruben Electric Technology	U023A	\$57,457.86	\$56,075.76	Hispanic / Male

## SBE-CONSTRUCTION BREAKDOWN (CONTINUED)

Subcontractor	Project	Original Contract Amount with Change Order	Amount Paid to Date	Demographic Data
C L Elias Construction Inc	AC007A	\$70,575.52	\$70,575.52	Caucasian/ Female
Paradise Construction Corp	AC007A	\$77,591.82	\$77,591.83	Hispanic / Male
C L Elias Construction Inc	AC007A	\$35,894.00	\$35,894.00	Caucasian/ Female
Delka Innovo Group	AC007A	\$34,808.20	\$34,808.20	Hispanic / Male
Delka Innovo Group	AC007A	\$22,000.00	\$22,000.00	Hispanic / Male

## SBE-CONSTRUCTION BREAKDOWN (CONTINUED)

Subcontractor	Project	Original Contract Amount with Change Order	Amount Paid to Date	Demographic Data
Milestone Fire Protection	AC007A	\$58,000.00	\$58,000.00	Hispanic / Male
Gamma Air System Inc	AC007A	\$67,851.54	\$67,851.54	Hispanic / Male
MGA Electric Inc	AC007A	\$169,275.12	\$169,275.12	African American/ Male
Ohana Construction Group	AB050A	\$1,400,000.00	\$1,400,000.00	Hispanic / Male
Milestone Fire Protection	AB050A	\$43,300.00	\$43,300.00	Hispanic / Male

## SBE-CONSTRUCTION BREAKDOWN (CONTINUED)

Subcontractor	Project	Original Contract Amount with Change Order	Amount Paid to Date	Demographic Data
JCR Mechanical Contractor Inc	AB050A	\$53,211.26	\$53,211.26	Hispanic / Male
OnAir Inc	AB050A	\$108,800.00	\$108,800.00	Hispanic / Male
New Era Electric Inc	AB050A	\$395,580.00	\$356,717.40	Hispanic / Male
Delka Innovo Group	AC007A	\$26,083.00	\$26,083.00	Hispanic / Male
CL Elias Construction	BA029A	\$100,913.00	\$78,787.18	Caucasian/ Female

## SBE-CONSTRUCTION BREAKDOWN (CONTINUED)

Subcontractor	Project	Original Contract Amount with Change Order	Amount Paid to Date	Demographic Data
Paradise Awning Corporate	BA029A	\$163,000.00	\$50,359.50	Hispanic / Male
Ruben Electric Technology	BA029A	\$62,900.00	\$30,906.68	Hispanic / Male
JCR Mechanical Contractors	YU010F-7.2	\$25,240.00	\$19,464.13	Hispanic / Male
Fleites Construction Groups Inc.	YU010F-7.2	\$37,500.00	\$33,216.75	Hispanic / Male
Ruben Electrical Technology	YU010F-7.2	\$33,916.00	\$25,872.80	Hispanic / Male

## SBE-CONSTRUCTION BREAKDOWN (CONTINUED)

Subcontractor	Project	Original Contract Amount with Change Order	Amount Paid to Date	Demographic Data
Delka Innovo Group	AC007B	\$66,100.00	\$33,557.91	Hispanic / Male
JJAS Door Installations, Inc.	AC007B	\$16,309.00	\$11,556.87	Hispanic / Female
Delka Innovo Group	AC007B	\$45,100.00	\$42,037.50	Hispanic / Male
D Torr General Contractor Inc.	AC007B	\$33,539.85	\$24,228.55	Hispanic / Male
JCR Mechanical	AC007B	\$19,431.55	\$0.00	Hispanic / Male

## SBE-CONSTRUCTION BREAKDOWN (CONTINUED)

Subcontractor	Project	Original Contract Amount with Change Order	Amount Paid to Date	Demographic Data
D Torr General Contractor Inc.	AC007B	\$11,055.77	\$6,325.23	Hispanic / Male
Milestone Fire Protection	AC007B	\$56,200.00	\$48,165.00	Hispanic / Female
OnAir Inc.	AC007B	\$34,800.00	\$28,406.52	Hispanic / Male
Jador International	AC007B	\$169,970.68	\$102,460.27	African American / Female
Ohana Construction Group	AB041A	\$1,700,000.00	\$1,607,671.80	Hispanic / Male

## SBE-CONSTRUCTION BREAKDOWN (CONTINUED)

Subcontractor	Project	Original Contract Amount with Change Order	Amount Paid to Date	Demographic Data
C. J. Fire Protection	AB041A	\$51,670.15	\$47,291.14	African American / Male
JCR Mechanical Contractor Inc	AB041A	\$75,200.00	\$70,489.99	Hispanic / Male
JCR Mechanical Contractor Inc	AB041A	\$97,500.00	\$91,675.00	Hispanic / Male
MAC 195 Engineering	AB041A	\$285,000.00	\$270,750.00	Hispanic / Male
Conbuild LLC	SAO 14	\$37,568.00	\$37,568.00	Hispanic / Male



## SBE-CONSTRUCTION BREAKDOWN (CONTINUED)

Subcontractor	Project	Original Contract Amount with Change Order	Amount Paid to Date	Demographic Data
RCR Plumbing	SAO 14	\$15,785.00	\$15,785.00	Hispanic / Male
C L Elias Construction Inc	SAO 16	\$27,562.49	\$27,562.49	Caucasian/ Female
Conbuild LLC	SAO 20	\$16,850.00	\$16,850.00	Hispanic / Male
Paradise Construction	SAO 21	\$7,000.00	\$0.00	Hispanic / Male
Clearview Electric Inc.	SAO 21	\$8,270.00	\$0.00	African American / Male

## SBE-CONSTRUCTION BREAKDOWN (CONTINUED)

Subcontractor	Project	Original Contract Amount with Change Order (Dollar Amount & Percent SBE Projected to Earn)	Amount Paid to Date (Dollar Amount & Percent Paid to Date)	Demographic Data

Total \$ contracted SBE-C's	Total % contracted SBE-C's	Total \$ paid-to-date SBE-C's	Total % paid-to-date SBE-C's
<b>\$18,561,918.16</b>	<b>90.2 %</b>	<b>\$ 17,311,412.20</b>	<b>85.3%</b>

# SBE-C GOODS AND SERVICES BREAKDOWN

Subcontractor	Project	Original Contract Amount with Change Order (Dollar Amount & Percent SBE Projected to Earn)	Amount Paid to Date (Dollar Amount & Percent Paid to Date)	Demographic Data
Ginley Lawn Service & Landscaping	AB050A	\$323,600.00	\$316,933.33	Hispanic / Male
Mora United	AB041A	\$169,300.97	\$146,585.91	Hispanic / Male

Total \$ contracted SBE-G&S	Total % contracted SBE-G&S	Total \$ paid-to-date SBE-G&S	Total % paid-to-date SBE-G&S
<b>\$492,900.97</b>	<b>8.6 %</b>	<b>\$463,519.24</b>	<b>10.3%</b>

# SBE-CONSTRUCTION DEMOGRAPHIC DATA

## TOTAL NUMBER OF FIRMS: 33

3 African-American Male -  
owned  
(6.4% of SBE-C)  
\$1,187,428.42

1 African-American Female  
owned  
(1.1% of SBE-C)  
\$206,789.84

18 Hispanic Male owned  
(81.1% of SBE-C)  
\$15,044,822.29

8 Hispanic Female owned  
(10.1% of SBE-C)  
\$1,883,221.09

1 Caucasian Female  
owned  
(1.3% of SBE-C)  
\$239,656.52

9 Woman-owned  
(13.0% of SBE-C)  
\$2,329,667.45

# SBE-GOODS AND SERVICES DEMOGRAPHIC DATA

## TOTAL NUMBER OF FIRMS: 2

2 Hispanic Male owned  
(100.0% of SBE-G & S)  
\$492,900.97

# SBE QUALIFIER BREAKDOWN (LIST ALL FIRMS)

Subcontractor	Project	Original Contract Amount with Change Order	Amount Paid to Date	Demographic Data
MCO Construction & Services Inc	MCC-9-18	\$1,595,022.62	\$1,298,155.98	African American/ Female
Gamax Consulting	MCC-9-18	\$701,386.88	\$461,381.04	Hispanic/ Female
SBE Qualifier Total:		\$2,296,409.50	\$1,759,537.02	

Total \$ contracted SBE Qualifier	Total % contracted SBE Qualifier
<b>\$2,296,409.50</b>	<b>28.0 %</b>

Total \$ paid-to-date SBE Qualifier	Total % paid-to-date SBE Qualifier
<b>\$1,759,537.02</b>	<b>25.6%</b>

# SBE QUALIFIER DEMOGRAPHIC DATA

## TOTAL NUMBER OF FIRMS: 2

1 African-American owned  
(50.0% of SBE)  
\$1,595,022.62

1 Hispanic owned  
(50.0% of SBE)  
\$701,386.88

0 Caucasian owned  
(0.0% of SBE)

2 Woman-owned  
(100.0% of SBE)  
\$2,296,409.50

## DBE PROJECT INFORMATION TO-DATE

Total dollar value of all awarded (Award Amount):  <b>\$6,405,534.47</b>	Total dollar value of Cost of Work:  <b>\$5,422,485.44</b>	Total dollar value contracted to DBE's to- date:  <b>\$4,852,708.26</b>
Total dollar value of payment received by MCM (Paid Amount) :  <b>\$1,873,970.29</b>	Total number of GMP's:  <b>0</b>	Total number of packages DBE's contracted to date:  <b>2</b>
Total percentage contracted all DBE's to-date: <b>89.5%</b> (Total dollar value contracted to DBE's divided by total dollar value cost of work equals DBE percentage)		



# DBE CONSTRUCTION BREAKDOWN (LIST ALL FIRMS)

Subcontractor	Project	Original Contract Amount with Change Order	Amount Paid to Date	Demographic Data
MAC 195 Engineering – (54% DBE Goal)	Y145A	\$981,282.26	\$921,619.15	Hispanic/ Male
Conbuild, LLC – (44% DBE Goal)	V008F-2	\$3,871,426.00	\$148,247.50	Hispanic/ Male
DBE Participation Total:		\$4,852,708.26	\$1,430,445.21	

Total \$ contracted DBE Participation	Total % contracted DBE
<b>\$4,852,708.26</b>	<b>89.5%</b>

Total \$ paid-to-date DBE Participation	Total % paid-to-date DBE
<b>\$1,430,445.21</b>	<b>76.3%</b>

THANK YOU

**Design, Build, Finance, Operate, Maintain  
Civil and Probate Courthouse  
(Plenary Justice Miami LLC)**

**TUTOR PERINI BUILDING CORP**

Project: Miami Dade County Civil and Probate Courthouse

9/11/2025

**SBE-CONSTRUCTION BREAKDOWN**

SBE FIRM	SUBCONTRACTOR TO:	Project	Previously Reported	Current Contract Amount with Change Orders	Amount Paid to Date	BALANCE	REMARKS
Titan Construction Group, Inc.	Tutor Perini Building	RFP-00953	\$2,130,204.00	\$2,192,634.05	\$2,192,634.05	\$0.00	Labor subcontractor-No retainage
Trojan Builders, Inc.	CAPFORM, Inc.	RFP-00953	\$14,600,000.00	\$14,323,720.42	\$12,872,433.33	\$1,451,287.09	Contract amount adjusted for deleted scopes. Balance due includes some retainage.
TRU-PROOF, Inc.	Building Envelope Systems	RFP-00953	\$4,673,360.17	\$4,665,234.81	\$4,559,319.17	\$105,915.64	TPC is coordinating with TRU-PROOF.
Low Voltage Systems, Inc.	Fisk Electric	RFP-00953	\$5,236,366.31	\$5,171,979.94	\$4,905,595.45	\$266,384.49	Contract amount adjusted for deleted scopes. Completed to date 99.84%. Ongoing pending Data Cables drops and terminations and testing and certifications, \$8,195.26. Balance of due amount is retainage.
Jorrin Construction Mgmt.	Acousti Engineering	RFP-00953	\$5,599,065.01	\$5,667,165.88	\$5,657,121.30	\$10,044.58	Performing repairs to drywall and ceilings due to damages by other trades. Labor sub, no retainage.
John Bell Construction	Tutor Perini Building	RFP-00953	\$4,360,212.58	\$4,313,630.36	\$4,251,207.28	\$62,423.08	Contract amount adjusted for deleted scopes. Balance due includes some retainage.
Hodges Erectors	George's Welding	RFP-00953	\$701,423.44	\$732,315.94	\$699,682.42	\$32,633.52	VERIFIED from George's Welding
Commercial Interior Contractors	Tutor Perini Building	RFP-00953	\$2,507,550.15	\$2,592,872.72	\$2,201,888.92	\$390,983.80	Scope completed. Balance due includes payment for attic stock materials delivered and for retainage.
R&G Engineering	Tutor Perini Building	RFP-00953	\$13,000.00	\$13,000.00	\$13,000.00	\$0.00	Trucking.

**MSC Cruise Terminal**  
**(Fincantieri Infrastructure Florida)**

# FINCANTIERI INFRASTRUCTURE FLORIDA, INC.

PROJECT NAME : MSC CRUISE TERMINAL

PROJECT NO: 2017-001.01

## CM SBE-C Advisory Board Update September 2025



### Compliance Team

**Francesca Altobelli**

[Francesca.altobelli@fincantieri-infrastructure.it](mailto:Francesca.altobelli@fincantieri-infrastructure.it)

**Dawn Ahomed**

[dawn.ahomed@fl.fcinfrastructure.com](mailto:dawn.ahomed@fl.fcinfrastructure.com)

**Deborah Ductant**

[deborah.ductant@fl.fcinfrastructure.com](mailto:deborah.ductant@fl.fcinfrastructure.com)

# CONTRACT SCOPE OF WORK

NOTICE TO PROCEED DATE : 09/01/2021  
END DATE : 09/2025

As noted in the Project Worksheet, the project is comprised of:

A design-build project for a shared multi-vessel cruise terminal and parking garage complex to service three (3) cruise vessels simultaneously with a total capacity of up to 18,000 cruise passengers. The Project will also include the development of two new cruise berths (Berths 8 and 9) consisting of a new bulkhead wall system, mooring and wind bollards, fenders, supporting runways for four passenger boarding bridges, provisioning facilities to support Berths 8 and 9, and other site and waterside improvements and connection to PortMiami roadways.



Contract Goals:

SBE-A/E  
14%

SBE-C  
10.01%

SBE-G/S  
2.2%

## PROJECT INFORMATION TO-DATE

<p>Total value of all awarded Guarantee Maximum Price ("GMP") (Award Amount):</p> <p>Design-Build contract: <b>€171,747,139.97</b> (SoG contract not eligible for SBE)</p>	<p>Total dollar value of Cost of Work:</p> <p><b>\$193,069,413</b></p>	<p>Total dollar value contracted to SBE's to date (all GMP's):</p> <p><b>\$51,820,429.01</b> (includes SBE G/S and SBE C)</p>
<p>Total value of payment received by Fincantieri:</p> <p><b>€395,186,558.28</b> <b>(\$460,827,045.61)</b> (excludes SoG Values and change orders to DB)</p>	<p>Total number of GMP's (To Lump Sump):</p> <p>-</p>	<p>Total number of SBE's contracted to date:</p> <p><b>7</b></p>
<p>Total percentage contracted all SBE's to-date: <b>26.84%</b> (Total dollar value contracted to SBE's divided by total dollar value cost of work equals SBE percentage)</p>		



## SBE BREAKOUT TO-DATE

Total \$ contracted SBE-C's	Total % contracted SBE-C's	Total \$ paid-to-date SBE-C's	Total % paid-to-date SBE-C's
<b>\$34,616,583.57</b>	<b>17.92%</b>	<b>\$30,688,847.50</b>	<b>88.65%</b>
Total \$ contracted SBE-Services	Total % contracted SBE-Services	Total \$ paid-to-date SBE-Services	Total % paid-to-date SBE-Services
<b>\$17,203,845.44</b>	<b>8.91%</b>	<b>\$14,681,041.16</b>	<b>85.33%</b>

# SBE-CONSTRUCTION BREAKDOWN

Subcontractor	Project	Contract Amount (with Change Orders)	Amount Paid to Date
<b>Atlantic Coast Drilling, Inc.</b> <small>*Hispanic-Male Owned Firm</small>	2017.001.01	\$507,205.00	\$507,205.00
<b>Buildings-Bridges-Roadway-Group, LLC</b> <small>*Hispanic-Male Owned Firm</small>	2017.001.01	\$600,000.00	\$414,214.70
<b>Trojan Builders, Inc.</b> <small>*Caucasian-Male Owned Firm</small>	2017.001.01	\$3,110,376.57	\$2,661,390.62
<b>Quality Construction Performance, Inc.</b> <small>*Hispanic-Male Owned Firm</small>	2017.001.01	\$23,157,496.42	\$20,080,256.84
<b>The Structure Group, LLC</b> <small>* Woman Owned Firm</small>	2017.001.01	\$7,241,505.58	\$7,025,780.34

Total \$ Contracted SBE-CON	Total % contracted SBE-CON
\$34,616,583.57	17.92%

Total \$ paid to date SBE-CON	Total % paid to date SBE-CON
\$30,688,847.50	88.65%

# SBE-CONSTRUCTION DEMOGRAPHIC DATA

## TOTAL NUMBER OF FIRMS: #5

#4 Hispanic-owned  
(91.42%  
or  
\$28,027,456.88  
of SBE-CON)

#0 African-American owned  
(0% OF SBE-CON)

#1 Caucasian owned  
(8.57%  
or  
\$2,661,390.62  
OF SBE-CON)

#1 Woman-owned  
(22.64%  
or  
\$7,025,780.34  
OF SBE-CON)

This woman firm is also Hispanic and is  
counted twice.

# SBE-GOODS AND SERVICES BREAKDOWN

Subcontractor	Project	Contract Amount (with Change Orders)	Amount Paid to Date
<b>Tom Graboski Associates, Inc.</b> *Caucasian-Male Owned Firm **currently listed as a 1st Tier but will be amended to 2nd tier	2017.001.01	\$257,850.00	\$244,525.00
<b>Paradise Awnings Corporation</b> *Hispanic-Male Owned Firm	2017.001.01	\$ 16,945,995.44	\$14,436,516.16

Total \$ Contracted SBE-SERVICES	Total % contracted SBE-SERVICES
\$17,203,845.44	8.91%

Total \$ paid to date SBE-CON	Total % paid to date SBE-CON
\$14,681,041.16	85.33%

## **SBE-GOODS & SERVICES DEMOGRAPHIC DATA**

### **TOTAL NUMBER OF FIRMS: #2**

#1 Hispanic-owned  
(98.29%  
or  
\$14,436,516.16  
of SBE-G&S)

#0 African-American owned  
(0% of SBE-G&S)

#1 Caucasian owned  
(1.70% or \$244,525.00  
of SBE-G&S)

#0 Woman-owned  
(0% of SBE-G&S)

# DEMOGRAPHIC DATA SBE #7

## SBE FIRMS=TOTAL

Total Dollars Contract: \$51,820,429.01

### #5-Hispanic-Owned

(93.51% or \$42,463,973.04 of SBE-CON and G&S)

### #0-African-American-Owned

(0% or \$0 of SBE-CON and G&S)

### #2-Caucasian-Owned

(6.48% or \$3,368,226.57 of SBE-CON and G&S)

### #0-Asian-Owned

(0% of SBE-CON and G&S)

### #1-Woman-Owned

(14.04% or \$7,241,505.58 of SBE-CON and G&S)

The woman firm is also Hispanic Owned and counted twice

# ISSUE/CONCERN WITH SBEs/SBE PROGRAM

- None

THANK YOU



## **ED Expansion and Renovation**

# JACKSON HEALTH SYSTEM ED EXPANSION AND RENOVATION - PROJECT NO. & DTC EAST TOWER VERTICAL EXPANSION (SHELL) 4114973 & 4114974

**CM SBE-C Advisory Board Update  
September 2025**

## Project Team

**Vincent Collins, III – Senior Project Manager**  
954.605.7688

[Vincent.Collins@skanska.com](mailto:Vincent.Collins@skanska.com)

**Carlos Sanango – Project Manager (DTC)**  
954.218.6101

[Carlos.SanangoDutan@skanska.com](mailto:Carlos.SanangoDutan@skanska.com)

**Eduardo Pollo – Project Manager (ED EXP)**  
954.529.0362

[Eduardo.Pollo@skanska.com](mailto:Eduardo.Pollo@skanska.com)

**Jesus Martinez – Project Manager (ED EXP)**  
786.510.2818

[Jesus.Martinez@skanska.com](mailto:Jesus.Martinez@skanska.com)

**Alvaro Sanchez – Project Manager (ED EXP)**  
954.218.6046

[Alvaro.Sanchez@skanska.com](mailto:Alvaro.Sanchez@skanska.com)

**Frank Longo – VP Project Executive**  
904.237.0807

[Frank.Longo@skanska.com](mailto:Frank.Longo@skanska.com)

**Robert Tyler – President (IGWT)**  
786.344.7469

[rt Tyler@igwtconstructioninc.us](mailto:rt Tyler@igwtconstructioninc.us)



## DTC EAST TOWER VERTICAL EXPANSION OVERALL CONTRACT SCOPE OF WORK NOTICE TO PROCEED DATE: 05.08.2023 DTC END DATE: MARCH 2025

- **Design Assist:** Preconstruction (CIP Concrete, Mechanical HVAC, Exterior Glazing, Precast, Electrical, and Fire Protection)
- **GMP 1:** Enabling Scopes (Site Prep, Structure, Envelope, MEP)
- **GMP 2:** Roofing, Doors/Hardware, Painting and Wallcoverings,
- **GMP 3:** Building Envelope and Finish Trade Scopes

## ED EXPANSION & RENOVATION – OVERALL CONTRACT SCOPE OF WORK NOTICE TO PROCEED DATE: 05.08.2023 PROJECT END: JANUARY 2027

- **Design Assist:** Preconstruction (CIP Concrete, Mechanical HVAC, Exterior Glazing, Precast, Electrical, and Fire Protection)
- **GMP 1:** Enabling Scope (Utility Demolition, Selective Demolition, metal framing and drywall)
- **GMP 2:** Building Structure and Envelope; Sitework and Underground Utilities
- **GMP 3:** Interior Finishes and miscellaneous specialties
- **GMP 4:** EIFS & Exterior Wall framing Doors/Hardware, Expansion Joint, Casework
- **GMP 5:** Electrical Systems
- **GMP 6:** Interior Finishes, Hardscapes, and Landscape
- **GMP 7:** Grease Trap.
- **GMP 8:** Mechanical Renovation Scope
- **GMP 9:** Renovation
- **GMP 10:** Level 3 Core and Shell

Contract Goals:

Mentorship  
**6.31%**

SBE-C  
**32.77%**

SBE-G/S  
**0.25%**

# PROJECT INFORMATION TO-DATE

Total dollar value of all awarded GMP's (Award Amount): <b>\$177,828,599</b>	Total dollar value of Cost of Work: <b>\$144,124,351.29</b>	Total dollar value contracted to SBE's to- date (all GMP's): <b>\$36,981,041</b>
Total dollar value of payment received (JHS Paid Amount) : <b>\$89,904,070</b>	Total number of GMP's: <b>13</b>	Total number of SBE's contracted to date (all GMP's): <b>33</b>
Total percentage contracted all SBE's to-date: <b>27.42%</b> (Total dollar value contracted to SBE's divided by total dollar value cost of work equals SBE percentage)		



## SBE BREAKOUT TO-DATE

Total \$ contracted SBE-C's <b>\$36,981,041</b>	Total % contracted SBE-C's <b>27.42%</b>	Total \$ paid-to-date SBE-C's <b>\$25,706,857</b>	Total % paid-to-date SBE-C's <b>69.51%</b>
Total \$ contracted SBE-G/S <b>\$39,166</b>	Total % contracted SBE-G/S <b>0.033%</b>	Total \$ paid-to-date SBE-G/S <b>\$38,600</b>	Total % paid-to-date SBE-G/S <b>98%</b>

## SBE-CONSTRUCTION BREAKDOWN (LIST ALL FIRMS)

Firm	Tier	Project	Contract Amount	Paid to date	Diversity Data
Merrick Industrial Management Corp	1st	DTC	\$1,223,412.16	\$1,223,412.16	Caucasian/Male
C&I Construction and Design, Inc.	1st	DTC	\$1,217,745.00	\$1,217,745.00	Hispanic American/Male
ECCS Florida LLC	1st	DTC	\$918,931.12	\$872,984.55	Hispanic American/Male
Mag Construction Inc dba THE Plumbers	1st	DTC	\$273,450.54	\$259,778.00	Hispanic American/Male
HDZ Builders Inc	1st	DTC	\$583,531.20	\$583,531.20	Hispanic American/Male
EM & G Firestopping and Life Safety Consultants LLC	1st	DTC	\$57,269.72	\$57,269.72	Hispanic American/Male
A-1 All Florida Painting Inc	1st	DTC	\$137,371.17	\$137,371.17	Hispanic American/Male
Paradise Awning Corp dba Paradise Architectural Panels & Steel	1st	DTC	\$574,963.93	\$574,963.93	Hispanic American/Male
Imperial Flooring Solutions	1st	DTC	\$74,049.98	\$74,049.98	Hispanic American/Woman
Integrity Janitorial Service C	1st	DTC	\$28,800.00	\$28,800.00	Hispanic American/Male
Trade Solutions LLC dba Pronto Construction Developers	1st	ED	\$2,136,083.00	\$2,136,083.00	Hispanic American/Woman
Gomez & Son Fence Corp.	1st	ED	\$142,446.00	\$121,261.85	Hispanic American/Woman
C&I Construction and Design, Inc.	1st	ED	\$536,264.06	\$536,264.06	Hispanic American/Male
HDZ Builders Inc	1st	ED	\$192,949.13	\$183,301.00	Hispanic American/Male
JJAS Door Installations, Inc.	1st	ED	\$67,066.76	\$63,713.43	Hispanic American/Woman
Onair Inc	1st	ED	\$343,099.98	\$310,907.11	Hispanic American/Male
Imperial Flooring Solutions	1st	ED	\$40,661.00	\$40,661.00	Hispanic American/Woman
Massu Infrastructure Coatings LLC	1st	ED	\$44,059.00	\$41,856.05	Hispanic American/Male



# SBE-CONSTRUCTION BREAKDOWN (LIST ALL FIRMS)

Firm	Tier	Project	Contract Amount	Paid to date	Diversity Data
World of Frameless Glass Inc	1st	ED	\$50,740.00	\$50,740.00	Hispanic American/Male
RCR Plumbing Services Inc	1st	ED	\$198,340.75	\$188,423.71	Hispanic American/Male
Florida Power Quality Solutions, Inc.	1st	ED	\$790,571.40	\$726,156.90	Hispanic American/Male
C&I Construction and Design, Inc.	1st	ED	\$3,370,227.91	\$2,163,029.26	Hispanic American/Male
Trade Solutions LLC dba Pronto Construction Developers	1st	ED	\$5,176,053.73	\$3,013,986.19	Hispanic American/Woman
Bowhead Construction LLC dba Bowhead Roofing	1st	ED	\$1,943,301.60	\$1,399,993.59	Hispanic American/Male
EM & G Firestopping and Life Safety Consultants LLC	1st	ED	\$488,099.82	\$431,727.01	Hispanic American/Male
JJAS Door Installations, Inc.	1st	ED	\$685,309.64	\$86,386.35	Hispanic American/Woman
Supreme Ceiling & Interior Inc	1st	ED	\$853,456.34	\$67,338.70	African American/Male
HDZ Builders Inc	1st	ED	\$354,279.00	\$317,332.71	Hispanic American/Male
RCR Plumbing Services Inc	1st	ED	\$5,153,983.81	\$3,511,901.22	Hispanic American/Male
Integ Miami LLC	1st	ED	\$2,728,919.97	\$1,945,287.72	Hispanic American/Male
ECCS Florida LLC	1st	ED	\$4,018,041.00	\$742,632.53	Hispanic American/Male
Exclusive Surfaces Inc	1st	ED	\$424,483.00	\$0.00	Hispanic American/Male
Arbor Electrical Service, Inc dba Mr Wireman	1st	ED	\$1,629,890.63	\$222,608.00	African American/Woman
Everett Painting Company	1st	ED	\$523,189.38	\$210,595.37	African American/Woman

# SBE-CONSTRUCTION BREAKDOWN (LIST ALL FIRMS)

## SBE-CONSTRUCTION DEMOGRAPHIC DATA TOTAL NUMBER OF FIRMS: 33

22 Hispanic-owned SBE-C Firms (78.11% or \$28,884,980)	3 African-American owned SBE-C Firms (8.13% or \$3,006,536)	1 Caucasian-owned SBE-C Firm (3.31% or \$1,223,412)	8 Woman-owned SBE-C Firms (28.40% or \$10,503,552)
--	---	---	--



# SBE-GOODS & SERVICES BREAKDOWN (LIST ALL FIRMS)

Firm	Tier	Scope of Work	Contract Amount	Paid to date	Diversity Data
Multicorp Marketing dba Exclamarketing	1 <sup>st</sup>	Signage	\$ 10,316	\$ 5,715.20	Hispanic American/Female
Integrity Janitorial Services	1 <sup>st</sup>	Final Clean	\$ 28,800	\$ 28,800	African American

## SBE-GOODS & SERVICES DEMOGRAPHIC DATA

TOTAL NUMBER OF FIRMS: 2

1 Hispanic-owned (26% or \$10,316)	1 African-American owned (74% or \$28,800)	0 Caucasian owned (0% of SBE-G&S)	1 Woman-owned (26% or \$10,316)
---------------------------------------	---	--------------------------------------	------------------------------------



# SBE-MENTOR PROTÉGÉ BREAKDOWN

Firm	Project	Contract Amount	Paid to date	Diversity Data
IGWT	ED Expansion & Renovation	\$899,860	\$737,297	African American/Male
IGWT	DTC Vertical Expansion	\$305,059	\$208,914	African American/Male
IGWT	Preconstruction	\$30,000	\$29,993	African American/Male

Total amount contracted Mentor Protégé	Total percentage contracted to Mentor Protégé	Total dollars paid to Mentor Protégé	Total percentage paid to Mentor Protégé
\$1,156,367	8 %	\$1,023,662	82.52 %

THANK YOU

# **Dadeland South Intermodal Stat**



# SBEC Advisory Board Update

September 2025

## Dadeland South Intermodal Station

Project# CIP -207 DTPW21 -DB

### Project Team

Alha san Dia b (Project Manager)

Phone: 813.449.3555

email: [Adiab@nv2agroup.com](mailto:Adiab@nv2agroup.com)

M Ahmed Rusho (Asst. Project Manager)

Phone: 786.546.4106

email: [Marusho@nv2agroup.com](mailto:Marusho@nv2agroup.com)

DATE: September 15, 2025

# Project Overview

- **Original Total Contract Value:** \$66,530,555.95
- **Notice to Proceed (NTP) Date:** October 10<sup>th</sup>, 2023
- **Project Completion Date:** July 11<sup>th</sup>, 2026
- **Contract Breakdown:**



Total: \$66,530,555.95

# Contract Goals

SBE-A/E

12.59%

SBE-C

8.22%

SBE-G/S

0.25%

# SBE Breakout To-Date

Total original contracted \$ SBE-A/Es <b>\$700,243</b>	Total % contracted SBE-A/Es <b>18.93%</b>	Total \$ paid-to-date per original contract SBE-A/Es <b>\$700,243</b>	Total % paid-to-date per original contract SBE-A/Es <b>100%</b>
Total original contracted \$ SBE-Cs <b>\$10,522,042</b>	Total % contracted SBE-Cs <b>19.54%</b>	Total \$ paid-to-date per original contract SBE-Cs <b>\$1,587,785.41</b>	Total % paid-to-date per original contract SBE-Cs <b>15.09%</b>
Total original contracted \$ SBE-G/S <b>\$192,890</b>	Total % contracted SBE-G/S <b>0.36%</b>	Total \$ paid-to-date per original contract SBE-G/S <b>\$57,867</b>	Total % paid-to-date per original contract SBE-G/S <b>30%</b>



# SBE-A/ E Breakdown

Subcontractor	Project	Total Original Contract Amount	Current Contract Amount	Amount Paid to Date
SDM Consulting Engineers, Inc.	DSIS	\$686,186	\$985,089.32	\$807,221.29
Longitude Surveyors LLC	DSIS	\$42,700	\$61,405	\$60,555

# SBE-Construction Breakdown

Subcontractor	Project	Original Contract Amount	Current Contract Amount	Amount Paid to Date
Low Voltage Systems, Inc.	DSIS	\$5,406,042.21	\$5,438,035.44	\$719,018.99
Solares Electrical Services, Inc.	DSIS	\$5,116,000.00	\$6,227,406.35	\$868,766.42

# SBE G/ S Breakdown

Subcontractor	Project	Original Contract Amount	Current Contract Amount	Amount Paid to Date
Pacifica Engineering Services LLC	DSIS	\$192,890	\$192,890	\$57,867

--	--	--	--	--

--	--	--	--	--

# **South Dade Transit Operations**

## SOUTH DADE TRANSIT OPERATIONS CENTER

PROJECT NO. CIP227A-DTPW22-CT

### CM SBE-C Advisory Board Update

June 1<sup>st</sup> to July 31, 2025

Meeting Date September 15, 2025

- This is a bid-build lump sum project being built via a joint venture team consisting of approximately a 20 member GC project management team from both partners NV2A Group & Dragados USA.
- Value (including owner allowances) = \$245,750,157
- Value (without Owner Allowances) = \$219,954,688
- Owner – MDC DTPW
- Owner Rep/CEI – CDM Smith & HTNB
- Design Team – Perez & Perez as AOR & WSP as EOR

### Project Team

Jorge Mendoza – GC Project Executive  
(786) 412-7530; [jmendoza@nv2agroup.com](mailto:jmendoza@nv2agroup.com)

Cristy Vazquez-Garcia – GC Project Controls Manager  
(305) 608-8242; [cgarcia@dragados-usa.com](mailto:cgarcia@dragados-usa.com)

Carolina Boehler – GC Contracts Manager  
(786) 874-4226; [cboehler@nv2agroup.com](mailto:cboehler@nv2agroup.com)

Alex Barrios – DTPW Assist Director Construction  
(305) 375-2939; [alex.barrios@miamidade.gov](mailto:alex.barrios@miamidade.gov)

Rakeshpal Gill- DTPW Construction Manager 3  
(786) 375-0003; [rakeshpal.gill@miamidade.gov](mailto:rakeshpal.gill@miamidade.gov)

Jimmy A. Usma, PE- CEI Senior Project Manager  
(305) 965-9945; [usmaja@cdmsmith.com](mailto:usmaja@cdmsmith.com)

Angel André Chavarria, PE – EOR WSP Project Director  
(305) 514-3143; [angel.chavarria@wsp.com](mailto:angel.chavarria@wsp.com)

Danny Perez-Zarraga, Principal AOR Perez & Perez  
(305) 444-4445; [danielp@perezperez.com](mailto:danielp@perezperez.com)

CONSTRUCTION OF A NEW 393,000 SQFT (6 DIFFERENT BUILDINGS)  
ELECTRIC BUS MAINTENANCE & BUS OPERATIONS FACILITY WITH BUS  
CHARGING STATIONS

NOTICE TO PROCEED DATE : JUNE 10<sup>TH</sup>, 2024

BASELINE COMPLETION DATE : MAY 11, 2026

REVISED SCHEDULED COMPLETION CURRENTLY AS FOLLOWS:

PHASE 1 (NTP 300) IS 11/5/25 ESTIMATED PENDING APPROVAL

PHASE 2 (NTP 700) IS 9/14/26

Building #1 Maintenance & Operations Complete

Building #1 Main Electrical & Data Rooms

Building #1A Chiller & Generator

Building #2 Parking Garage (1<sup>st</sup> bus parking, 2<sup>nd</sup> employee parking)

Building #2A & #2B Vehicle access ramps

Building #3 Wash & Service of buses

Building #3A Pedestrian bridge (Parking Garage to Building #1)

Building #4 FPL vault & switchgear room

Building #4A Security gate facility

Building #5 Main bus security gate & pull vault

- SDTOC project is a multi-phased project as denoted by buildings and accessory areas.



Contract Goals:

Mentorship  
0.00 %

SBE-C  
20%

SBE-G/S  
0.25%

# PROJECT INFORMATION TO-DATE

<div>Total dollar value of all awarded Lump Sum's (LS) (Award Amount):</div> <div>\$245,750,157</div>	<div>Total dollar value of Cost of Work (original scope at bid time):</div> <div>\$219,954,688</div>	<div>Total dollar value contracted to SBE's to- date (all GMP's):</div> <div>\$49,923,766</div>
<div>Total dollar value of payment received by DTPW (Paid Amount) :</div> <div>\$ 162,530,498.46</div>	<div>Total number of LS's:</div> <div>1</div>	<div>Total number of SBE's contracted to date (all GMP's):</div> <div>24</div>

Total percentage contracted all SBE's to-date:
22.70 % of Base Bid Contract (Excluding Owner Allowances)
or 20.31% of total LS contract (including owner Allowances).
Project Goal is 20.25% (20% for Construction & 0.25% G & S)

(Total dollar value contracted to SBE's divided by total dollar value cost of work equals SBE percentage)

# SBE BREAKOUT TO-DATE

Total \$ contracted SBE-C's	Total % contracted SBE-C's	Total \$ paid-to-date SBE-C's	Total % paid-to-date SBE-C's
\$48,613,541	19.78%	\$26,679,692	54.88%
Total \$ contracted SBE-G/S	Total % contracted SBE-G/S	Total \$ paid-to-date SBE-G/S	Total % paid-to-date SBE-G/S
\$1,310,225	0.53%	\$499,737	38.14%
Total \$ contracted Mentor Protégé	Total % contracted Mentor Protégé	Total \$ paid-to-date Mentor Protégé	Total % paid-to-date Mentor Protégé
\$ N/A	N/A %	\$ N/A	N/A%



# SBE-CONSTRUCTION BREAKDOWN (LIST ALL FIRMS)

NAME OF CBE FIRM	TYPE OF WORK	LOI or Contracted Value	Demographic	Gender
Fence Masters, Inc.	Fence Contractor - Permanent Fencing; Fence and Gates	\$ 2,300,432.11	White	Male
Industrial Door Solution	Rollup Doors	\$ 399,177.00	Hispanic	Male
Office Furniture by Tempo Inc.	Wood Office Furniture Manufacturing Finish Carpentry Contractors- Millwork	\$ 265,546.00	Hispanic	Male
Tri County Pavement & Markings, Inc.	Highway, Street, and Bridge Construction; Highway Painting Contractors - Markings	\$ 148,990.80	Hispanic	Male
Paradise Awnings Corporations	Polycarbonate Covers, Louvers & Architectural Metals, ACM Panels	\$ 9,251,661.02	Hispanic	Male
Glass Tech Engineering	Windows - Glazing	\$ 1,100,000.00	Hispanic	Male
LCN Group, Inc.	Framing and Drywall	\$ 2,243,485.43	African American	Male
Concrete Pro	Site Concrete	\$ 3,206,875.40	Hispanic	Female
A&B Pipe and Supply	Fire Protection - material G&S (2nd tier supplier to Polaris Fire Protection)	\$ 200,000.00	White	Male
Quality Construction Performance Inc.	Site Utilities & Sitework (2nd tier to LEAD Engineering Contractors LLC - 30%)	\$ 650,000.00	Hispanic	Male
Victoria Electric	Electrical (Generator & Switch Gears)	\$ 7,577,581.49	Hispanic	Male
Low Voltage Systems	Electrical (Low Voltage Electrical)	\$ 3,722,013.91	Hispanic	Male
Sunshine State Mechanical	Mechanical HVAC	\$ 5,450,690.12	Hispanic	Male
Supreme Ceiling & Interiors, Inc.	Suspended ACT and Metal Ceilings	\$ 1,300,000.00	White	Male
SCR Mechanical	Shop Equipment supply & install	\$ 2,500,000.00	Hispanic	Female
Sleiman Construction	Owner Temp Facility Design Services	\$ 38,000.00	Hispanic	Male
Peoples Plumbing	Plumbing Contractor (Ph 1 & 2))	\$ 6,559,087.67	Hispanic	Male
Pronto Construction (Trade Solutions)-Concrete	CIP Concrete (2nd tier to Baker Concrete)	\$ 1,900,000.00	Hispanic	Male

## **SBE-CONSTRUCTION DEMOGRAPHIC DATA**

### **TOTAL NUMBER OF FIRMS: #16**

12 Hispanic-owned  
(70.59% of SBE-C)

01 African-American owned  
(5.88% of SBE-C)

02 Caucasian owned  
(11.76% of SBE-C)

02 Woman-owned  
(11.76% of SBE-C)

## SBE-GOODS & SERVICES BREAKDOWN (LIST ALL FIRMS)

NAME OF CBE FIRM	TYPE OF WORK	LOI or Contracted Value	Demographic	Gender
EVP Consulting	Scheduling Services	\$ 331,855.00	Hispanic	Male
Longitude Surveyors	Surveying Services	\$ 29,019.96	White	Male
Guaranteed Fence Corp	Temporary Fencing	\$ 194,648.50	Hispanic	Male
Dream Clean	Final Cleaning Services	\$ 174,000.00	White	Female
Paradise Awnings Corporations	Polycarbonate Covers, Louvers & Architectural Metals, ACM Panels	\$ 9,251,661.02	Hispanic	Male
A&B Pipe and Supply	Fire Protection - material G&S (2nd tier supplier to Polaris Fire Protection)	\$ 200,000.00	White	Male
Disciple Security Service	Secuirity Services	\$ 314,702.00	African American	Male
Pacifica Engineering Services	Engineering & Testing Services	\$ 66,000.00	African American	Male

## **SBE-GOODS & SERVICES DEMOGRAPHIC DATA**

### **TOTAL NUMBER OF FIRMS: ##**

02 Hispanic-owned  
(25% of SBE-G&S)

02 African-American owned  
(25% of SBE-G&S)

03 Caucasian owned  
(37.5% of SBE-G&S)

01 Woman-owned  
(12.5% of SBE-G&S)

## **ISSUE/CONCERN WITH SBEs/SBE PROGRAM**

- Lack of operational cashflow to meet needs of project, sometimes have to fund them in advance to keep production pace required on the job.
- Lack of adequate personnel to meet the demands of project and the SDTOC is a very fast paced schedule
- SBE's require lots of hand holding to meet their obligations on both the production operations and the financial obligations.

THANK YOU

**S-889 CD 2.15(1) Plant 2 Cluster 1  
Digester Upgrades**

**S-897 SDWWTP Digester & Control BLD  
S-909 CDWWTP Plant 2 Cluster 2  
Digester**

**DB18-WASD-02 Design build Thickening  
Sludge (Poole & Kent Company of  
Florida)**

**MIAMI-DADE WATER AND SEWER DEPARTMENT  
DESIGN-BUILD SERVICES FOR THE CONSTRUCTION OF  
SOUTH DISTRICT WWTP AND CENTRAL DISTRICT WWTP  
SLUDGE THICKENING & DEWATERING BUILDINGS  
CONTRACT S-884 & S-888**

**SBE-Construction Advisory Board Update**  
June 1, 2025 – July 31, 2025

**Project Team**

Brian MacClugage  
Executive Vice President  
305-325-1930  
brianm@pkflorida.com

Wendy Campbell  
Vice President of Project Administration &  
Marketing  
305-325-1930  
wendyc@pkflorida.com

Kevin Smith  
Vice President  
305-325-1930  
kevins@pkflorida.com





# OVERALL CONTRACT SCOPE OF WORK

The overall scope of this Consent Decree project is to provide all resources and professional services to perform the planning, engineering design, coordination with Water and Sewer Operations, permitting, construction, furnishing of all materials, fabrication and installation, labor and equipment necessary for the construction of all civil/site, process mechanical, architectural, structural, electrical, instrumentation, plumbing, Heat Ventilation Air Conditioning (HVAC), fire protection, odor control components and all other necessary components to facilitate successful design, construction and commissioning of the new Sludge Thickening and Dewatering Building located at South District WWTP and the new Dewatering/Thickening Facilities located at Central District WWTP.

- NOTICE TO PROCEED DATE: 07/06/2020
- END DATE: 12/13/2025

Contract Goals:

SBE-C  
9.43%

SBE-G  
2.00%

# PROJECT INFORMATION TO-DATE

<p>Award Amount:</p> <p><b>\$209,505,510</b> (Design - \$19,134,415 / Construction - \$190,371,095)</p>	<p>Total dollar value contracted to SBE-C to-date:</p> <p><b>\$21,356,009.19</b></p>	<p>Total dollar value contracted to SBE-G to-date:</p> <p><b>\$4,152,416.83</b></p>
<p>Total dollar value of payment received by Miami-Dade County (Paid Amount) :</p> <p><b>\$198,039,208.29</b></p>	<p>Total number of SBE-C contracted to-date:</p> <p><b>4</b></p>	<p>Total number of SBE-G contracted to-date:</p> <p><b>2</b></p>
<p>Total percentage contracted all SBEs to-date: <b>13.40%</b> (Total dollar value contracted to SBE's divided by total dollar value cost of work equals SBE percentage)</p>		

## SBE BREAKOUT TO-DATE

Total \$ contracted SBE-C firms	Total % contracted SBE-C firms	Total \$ paid-to-date SBE-C firms	Total % paid-to-date SBE-C firms
<b>\$21,356,009.19</b>	<b>11.22%</b>	<b>\$20,125,849.65</b>	<b>10.57%</b>
Total \$ contracted SBE-G firms	Total % contracted SBE-G firms	Total \$ paid-to-date SBE-G firms	Total % paid-to-date SBE-G firms
<b>\$4,152,416.83</b>	<b>2.18%</b>	<b>\$4,078,700.39</b>	<b>2.14%</b>

# SBE-CONSTRUCTION BREAKDOWN

Subcontractor	Project	Original Contract Amount with Change Order	Amount Paid to Date	Demographic Data
Eli's Mechanical Corp.	S-884 / S-888	\$7,230,412.45 (3.80%)	\$6,933,956.16 (3.64%)	Hispanic / Male
Dodec, Inc.	S-884 / S-888	\$6,555,496.00 (3.44%)	\$6,283,058.70 (3.30%)	African American / Male
Mar's Contractors, Inc.	S-884 / S-888	\$1,833,148.74 (0.96%)	\$1,687,531.30 (0.89%)	African American / Female
Sunshine State Air Conditioning	S-884 / S-888	\$5,736,952.00 (3.01%)	\$5,221,303.49 (2.74%)	Hispanic / Male

Total \$ contracted SBE-C	Total % contracted SBE-C	Total \$ paid-to-date SBE-C	Total % paid-to-date SBE-C
<b>\$21,356,009.19</b>	<b>11.22%</b>	<b>\$20,125,849.65</b>	<b>10.57%</b>

## SBE-CONSTRUCTION DEMOGRAPHIC DATA

### TOTAL NUMBER OF FIRMS: 4

2 Hispanic-owned  
(6.81% of SBE-C)  
\$12,967,364.45

2 African American-owned  
(4.41% of SBE-C)  
\$8,388,644.74

0 Caucasian-owned  
(0% of SBE-C)

1 Woman-owned  
(0.96% of SBE-C)  
\$1,833,148.74

## SBE-GOODS BREAKDOWN

Subcontractor	Project	Original Contract Amount with Change Order	Amount Paid to Date	Demographic Data
Corcel Corp.	S-884 / S-888	\$3,077,260.51 (1.62%)	\$2,954,650.34 (1.55%)	Hispanic / Male
Lehman Pipe and Supply	S-884 / S-888	\$1,075,156.32 (0.56%)	\$1,124,050.05 (0.59%)	Caucasian / Female

Total \$ contracted  
SBE-G

**\$4,152,416.83**

Total % contracted  
SBE-G

**2.18%**

Total \$ paid-to-date  
SBE-G

**\$4,078,700.39**

Total % paid-to-date  
SBE-G

**2.14%**

## SBE-GOODS DEMOGRAPHIC DATA

### TOTAL NUMBER OF FIRMS: 2

1 Hispanic-owned  
(1.62% of SBE-G&S)  
\$3,077,260.51

0 African American-owned  
(0% of SBE-G&S)

1 Caucasian-owned  
(0.56% of SBE-G&S)  
\$1,075,156.32

1 Woman-owned  
(0.56% of SBE-G&S)  
\$1,075,156.32

## ISSUE/CONCERN WITH SBEs/SBE PROGRAM

- None at this time.



Thank you!

# MIAMI-DADE WATER AND SEWER DEPARTMENT CD 215(1) PLANT 2 CLUSTER 1 DIGESTER UPGRADES CONTRACT S-889

## Project Team

Brian MacClugage  
Executive Vice President  
305-325-1930  
brianm@pkflorida.com

Wendy Campbell  
Vice President of Project Administration &  
Marketing  
305-325-1930  
wendyc@pkflorida.com

Oscar Galindo  
Project Manager  
305-325-1930  
oscarg@pkflorida.com

**SBE-Construction Advisory Board Update**  
June 1, 2025 – July 31, 2025

## OVERALL CONTRACT SCOPE OF WORK

The overall scope of this Consent Decree project at Central District WWTP includes, but is not limited to, the replacement of all existing equipment, valves, piping; and appurtenances; electrical panels, conduits, cables, and lighting; instrumentation and controls; building mechanical; doors, windows and louvers within the digester Control Building and inside Digester Tank Nos. 1, 2, and 4; new digester covers for Digester Tank Nos. 1,2, and 4; new valve vault for Digester Cluster 1, replacement of all digester header yard piping beyond the valve vault which connects the Plant 2 Digester Clusters (including sanitary, hot water supply, hot water return, thickened sludge, and digester gas yard piping beyond valve vault); extension of the existing Electrical Room at the Control Building; structural repairs to and recoating of Control Building and Digester Tank Nos. 1, 2, and 4; and demolition of existing electrical substation buildings in order to construct two new electrical substation buildings.

- NOTICE TO PROCEED DATE: 10/31/2016
- END DATE: 10/29/2023

Contract Goals:

SBE-C  
10.10%

SBE-G/S  
1.80%

# PROJECT INFORMATION TO-DATE

Award Amount, including <b>CO #2</b> :	Total dollar value contracted to SBE-C to-date:	Total dollar value contracted to SBE-G to-date:
<b>\$26,411,043.21</b>	<b>\$2,836,560.98</b>	<b>\$746,018.76</b>
Total dollar value of payment received by Miami-Dade County (Paid Amount) :	Total number of SBE-C contracted to-date:	Total number of SBE-G contracted to-date:
<b>\$24,595,062.17</b>	<b>2</b>	<b>1</b>
Total percentage contracted all SBEs to-date: <b>13.56%</b> (Total dollar value contracted to SBE's divided by total dollar value cost of work equals SBE percentage)		

## SBE BREAKOUT TO-DATE

Total \$ contracted SBE-C firms	Total % contracted SBE-C firms	Total \$ paid-to-date SBE-C firms	Total % paid-to-date SBE-C firms
<b>\$2,836,560.98</b>	<b>10.74%</b>	<b>\$2,836,560.98</b>	<b>10.74%</b>
Total \$ contracted SBE-G firms	Total % contracted SBE-G firms	Total \$ paid-to-date SBE-G firms	Total % paid-to-date SBE-G firms
<b>\$746,018.76</b>	<b>2.82%</b>	<b>\$746,018.76</b>	<b>2.82%</b>

# SBE-CONSTRUCTION BREAKDOWN

Subcontractor	Project	Original Contract Amount with Change Order	Amount Paid to Date	Demographic Data
Mar's Contractors, Inc.	S-889	\$2,259,127.89 (8.55%)	\$2,259,127.89 (8.55%)	African American / Female
Sunshine State Air Conditioning	S-889	\$577,433.09 (2.19%)	\$577,433.09 (2.19%)	Hispanic / Male

Total \$ contracted SBE-C's	Total % contracted SBE-C's	Total \$ paid-to-date SBE-C's	Total % paid-to-date SBE-C's
<b>\$2,836,560.98</b>	<b>10.74%</b>	<b>\$2,836,560.98</b>	<b>10.74%</b>

## SBE-CONSTRUCTION DEMOGRAPHIC DATA

### TOTAL NUMBER OF FIRMS: 2

1 Hispanic-owned  
(2.19% of SBE-C)  
\$577,433.09

1 African American-owned  
(8.55% of SBE-C)  
\$2,259,127.89

0 Caucasian-owned  
(0% of SBE-C)

1 Woman-owned  
(8.55% of SBE-C)  
\$2,259,127.89

## SBE-GOODS BREAKDOWN

Subcontractor	Project	Original Contract Amount with Change Order	Amount Paid to Date	Demographic Data
Corcel Corp.	S-889	\$746,018.76 (2.82%)	\$746,018.76 (2.82%)	Hispanic / Male

Total \$ contracted  
SBE-G

**\$746,018.76**

Total % contracted  
SBE-G

**2.82%**

Total \$ paid-to-date  
SBE-G

**\$746,018.76**

Total % paid-to-date  
SBE-G

**2.82%**



## SBE-GOODS DEMOGRAPHIC DATA

### TOTAL NUMBER OF FIRMS: 1

1 Hispanic-owned  
(2.82% of SBE-G&S)  
\$746,018.76

0 African American-owned  
(0% of SBE-G&S)

0 Caucasian-owned  
(0% of SBE-G&S)

0 Woman-owned  
(0% of SBE-G&S)

## ISSUE/CONCERN WITH SBEs/SBE PROGRAM

- None at this time.

Thank You!

**MIAMI-DADE WATER AND SEWER DEPARTMENT  
CD 1.07 SDWWTP DIGESTERS & CONTROL BUILDING  
UPGRADES, ACID PHASE AND SUBSTATION 7 & 8  
CONTRACT S-897**

**SBE-Construction Advisory Board Update**  
June 1, 2025 – July 31, 2025

**Project Team**

Brian MacClugage  
Executive Vice President  
305-325-1930  
brianm@pkflorida.com

Wendy Campbell  
Vice President of Project Administration &  
Marketing  
305-325-1930  
wendyc@pkflorida.com

Kevin Smith  
Vice President  
305-325-1930  
kevins@pkflorida.com

# OVERALL CONTRACT SCOPE OF WORK

The overall scope of this Consent Decree project at South District WWTP includes, but is not limited to, the complete rehabilitation and repair of Clusters 1 and 2 including replacement of all existing equipment, valves, piping and appurtenances, electrical panels, conduits, cables, lighting, instrumentation and controls, building mechanical, architectural doors, windows, and louvers within Clusters 1 and 2 Control Building and inside Digester Tank Nos. 1 through 8; new digester floating covers for Digester Tank Nos. 1 through 8; extension of the existing Electrical Room at Clusters 1 and 2 Control Building; structural repairs to and recoating of Control Building and Digester Tank Nos. 1 through 8; new hot water piping loop from existing Cogeneration building to Clusters 1, 2, 3 and new hot water supply system within the existing Cogeneration Building; new digester gas flares, new digester gas, thickened sludge, digested sludge, utility water, potable water, and cooling water supply/return yard piping, valves, vaults, and appurtenances between the existing Sludge Concentrators, Digesters Clusters 1, 2, 3, and Cogeneration Buildings; including demolition of existing yard piping, valves, and appurtenances and support and relocation of existing utilities; demolition of all electrical equipment inside existing Substation No. 7 and 8 Building; the construction of a new Substations No. 7 and No. 8 Building, including related site civil, architectural, structural, building mechanical, electrical, and instrumentation and controls; new electrical and instrumentation and control ductbanks conduit and cabling between new and existing facilities. This project includes construction of a new Acid Phase digester complex. This includes the construction of four (4) digester tanks, a control building, and an electrical building, including related site civil, architectural and structural, process mechanical systems, building mechanical, electrical and instrumentation and controls, painting and protective coatings; gas piping; new yard piping valves, vaults, and appurtenances to the Acid Phase Digester Complex, and support and relocation of existing utilities.

- NOTICE TO PROCEED DATE:  
08/08/2018
- END DATE: 01/08/2024

Contract Goals:

SBE-C  
10.24%

SBE-G/S  
0.86%

# PROJECT INFORMATION TO-DATE

Award Amount:	Total dollar value contracted to SBE-C to-date:	Total dollar value contracted to SBE-G to-date:
<b>\$93,361,000.00</b>	<b>\$9,663,946.00</b>	<b>\$907,906.68</b>
Total dollar value of payment received by Miami-Dade County (Paid Amount) :	Total number of SBE-C contracted to-date:	Total number of SBE-G contracted to-date:
<b>\$80,006,482.77</b>	<b>1</b>	<b>1</b>
Total percentage contracted all SBE's to-date: <b>11.32%</b> (Total dollar value contracted to SBE's divided by total dollar value cost of work equals SBE percentage)		

## SBE BREAKOUT TO-DATE

Total \$ contracted SBE-C firms	Total % contracted SBE-C firms	Total \$ paid-to-date SBE-C firms	Total % paid-to-date SBE-C firms
<b>\$9,663,946.00</b>	<b>10.35%</b>	<b>\$9,663,946.00</b>	<b>10.35%</b>
Total \$ contracted SBE-G firms	Total % contracted SBE-G firms	Total \$ paid-to-date SBE-G firms	Total % paid-to-date SBE-G firms
<b>\$907,906.68</b>	<b>0.97%</b>	<b>\$907,906.68</b>	<b>0.97%</b>

## SBE-CONSTRUCTION BREAKDOWN

Subcontractor	Project	Original Contract Amount with Change Order	Amount Paid to Date	Demographic Data
Eli's Mechanical Corp.	S-897	\$9,663,946.00 (10.35%)	\$9,663,946.00 (10.35%)	Hispanic / Male

Total \$ contracted SBE-C	Total % contracted SBE-C	Total \$ paid-to-date SBE-C	Total % paid-to-date SBE-C
<b>\$9,663,946.00</b>	<b>10.35%</b>	<b>\$9,663,946.00</b>	<b>10.35%</b>



# SBE-CONSTRUCTION DEMOGRAPHIC DATA

## TOTAL NUMBER OF FIRMS: 1

1 Hispanic-owned  
(10.35% of SBE-C)  
\$9,663,946.00

0 African-American owned  
(0% of SBE-C)

0 Caucasian owned  
(0% of SBE-C)

0 Woman-owned  
(0% of SBE-C)

## SBE-GOODS BREAKDOWN

Subcontractor	Project	Original Contract Amount with Change Order	Amount Paid to Date	Demographic Data
Corcel Corp.	S-897	\$907,906.68 (0.97%)	\$907,906.68 (0.97%)	Hispanic / Male

Total \$ contracted  
SBE-Gs

**\$907,906.68**

Total % contracted  
SBE-Gs

**0.97%**

Total \$ paid-to-date  
SBE-Gs

**\$907,906.68**

Total % paid-to-date  
SBE-Gs

**0.97%**

## SBE-GOODS DEMOGRAPHIC DATA

### TOTAL NUMBER OF FIRMS: 1

1 Hispanic-owned  
(0.97% of SBE-G&S)  
\$907,906.68

0 African-American owned  
(0% of SBE-G&S)

0 Caucasian owned  
(0% of SBE-G&S)

0 Woman-owned  
(0% of SBE-G&S)

# ISSUE/CONCERN WITH SBEs/SBE PROGRAM

- None at this time

Thank You!

# MIAMI-DADE WATER AND SEWER DEPARTMENT CD 215(2) PLANT 2 CLUSTER 2 DIGESTER UPGRADES CONTRACT S-909

**SBE-Construction Advisory Board Update**  
June 1, 2025 – July 31, 2025

## Project Team

Brian MacClugage  
Executive Vice President  
305-325-1930  
brianm@pkflorida.com

Wendy Campbell  
Vice President of Project Administration &  
Marketing  
305-325-1930  
wendyc@pkflorida.com

Oscar Galindo  
Project Manager  
305-325-1930  
oscarg@pkflorida.com

## OVERALL CONTRACT SCOPE OF WORK

The overall scope of this Consent Decree project at Central District WWTTP includes, but is not limited to, the replacement of all existing equipment, valves, piping; and appurtenances; electrical panels, conduits, cables, and lighting; instrumentation and controls; building mechanical; and architectural doors, windows, and louvers within the Digester Cluster Control Building No. 2 and inside Digester Tank Nos. 5, 6, 7, and 8; new digester covers for Digester Tank Nos. 5, 6, 7, and 8; new valve vault for Digester Cluster 2, replacement of all digester header yard piping beyond the valve vault which connects the Plant 2 Digester Clusters (including sanitary, hot water supply, hot water return, thickened sludge, and digester gas yard piping beyond valve vault); extension of the existing Electrical Room at the Control Building; structural repairs to and recoating of Control Building and Digester Tank Nos. 5, 6, 7, and 8.

- NOTICE TO PROCEED DATE: 07/10/2018
- END DATE: 04/21/2022

Contract Goals:

SBE-C  
10.43%

SBE-G/S  
2.71%

# PROJECT INFORMATION TO-DATE

Award Amount:	Total dollar value contracted to SBE-C to-date:	Total dollar value contracted to SBE-G to-date:
<b>\$29,227,440.00</b>	<b>\$4,263,347.20</b>	<b>\$954,978.52</b>
Total dollar value of payment received by Miami-Dade County (Paid Amount) :	Total number of SBE-C contracted to-date:	Total number of SBE-G contracted to-date:
<b>\$26,957,753.69</b>	<b>3</b>	<b>1</b>
Total percentage contracted all SBE's to-date: <b>17.85%</b> (Total dollar value contracted to SBE's divided by total dollar value cost of work equals SBE percentage)		



## SBE BREAKOUT TO-DATE

Total \$ contracted SBE-C firms	Total % contracted SBE-C firms	Total \$ paid-to-date SBE-C firms	Total % paid-to-date SBE-C firms
<b>\$4,263,347.20</b>	<b>14.59%</b>	<b>\$4,048,412.20</b>	<b>13.85%</b>
Total \$ contracted SBE-G firms	Total % contracted SBE-G firms	Total \$ paid-to-date SBE-G firms	Total % paid-to-date SBE-G firms
<b>\$954,978.52</b>	<b>3.27%</b>	<b>\$898,608.40</b>	<b>3.07%</b>

# SBE-CONSTRUCTION BREAKDOWN

Subcontractor	Project	Original Contract Amount with Change Order	Amount Paid to Date	Demographic Data
Eli's Mechanical Corp.	S-909	\$3,096,019 (10.59%)	\$2,881,084 (9.86%)	Hispanic / Male
Sunshine State Air Conditioning	S-909	\$459,200 (1.57%)	\$459,200 (1.57%)	Hispanic / Male
Transamerica Construction Company	S-909	\$708,128.20 (2.42%)	\$708,128.20 (2.42%)	Hispanic / Male

Total \$ contracted SBE-C	Total % contracted SBE-C	Total \$ paid-to-date SBE-C	Total % paid-to-date SBE-C
<b>\$4,263,347.20</b>	<b>14.59%</b>	<b>\$4,048,412.20</b>	<b>13.85%</b>

## SBE-CONSTRUCTION DEMOGRAPHIC DATA

### TOTAL NUMBER OF FIRMS: 3

3 Hispanic-owned  
(14.59% of SBE-C)  
\$4,263,347.20

0 African-American owned  
(0% of SBE-C)

0 Caucasian owned  
(0% of SBE-C)

0 Woman-owned  
(0% of SBE-C)

## SBE-GOODS BREAKDOWN

Subcontractor	Project	Original Contract Amount with Change Order	Amount Paid to Date	Demographic Data
Corcel Corp.	S-909	\$954,978.52 (3.27%)	\$898,608.40 (3.07%)	Hispanic / Male

Total \$ contracted  
SBE-Gs

**\$954,978.52**

Total % contracted  
SBE-Gs

**3.27%**

Total \$ paid-to-date  
SBE-Gs

**\$898,608.40**

Total % paid-to-date  
SBE-Gs

**3.07%**

## SBE-GOODS DEMOGRAPHIC DATA

### TOTAL NUMBER OF FIRMS: 1

1 Hispanic-owned  
(3.27% of SBE-G&S)  
\$954,978.52

0 African-American owned  
(0% of SBE-G&S)

0 Caucasian owned  
(0% of SBE-G&S)

0 Woman-owned  
(0% of SBE-G&S)

## ISSUE/CONCERN WITH SBEs/SBE PROGRAM

- None at this time.

Thank you!