

**SMALL BUSINESS ENTERPRISE
ARCHITECTURE AND ENGINEERING
ADVISORY BOARD MEETING**

January 29, 2025

**Miami-Dade County
Small Business Enterprise – Architecture and Engineering
Advisory Board Meeting**

Wednesday, January 29, 2025

10:30 a.m. to 12:00 p.m. - Virtual Meeting -Zoom

URL: <https://miamidade.live/SBE-AEAdvisoryBoard>

Webinar ID: 958 1106 2618

AGENDA

I. Welcome/Introductions (5 min)

II. Old Business (5 min)

- a. Approval of November 13, 2024 – Meeting Minutes

III. County Department Report (20 min)

- a. Seaport – Frank Ramirez (Chief- Contracts, Procurement & Materials Management)

IV. SBD Section Reports (15 min)

- a. SBE-A&E Business Outreach and Education Report – Lawanda Wright (SBD)Section Chief)
- b. SBE-A&E Certification Report – Jeanise Cummings-Labossiere (SBD Section Chief)
- c. SBE-A&E Utilization Report– Patrick Hines (SBD)

V. Report (10 min)

- a. Jackson Health System – Kenneth Robertson

VI. Discussion (15 min)

- a. SBD certification review procedures - Laurie Johnson
- b. Task Log

VII. New Business (10 min)

- a. A&E Taskforce Update – ISD/Strategic Procurement Division

VII. Future Agenda Items (5 min)

VIII. Reasonable opportunity for the public to be heard before County Boards (Sec. 2-11.39.3) (3 min)

IX. Adjournment (2 min)

NEXT BOARD MEETING: March 26, 2025

TABLE OF CONTENTS

AGENDA

November 13, 2024, Meeting Minutes	1
SBE A&E Business Outreach and Education	2
SBE A&E Certification Report	3
SBE A&E Utilization Report	4
Jackson Health System Report	5
SBE A&E Task Log	6
2025 A&E Advisory Board Meeting Dates Flyer	7

**November 13, 2024,
Meeting Minutes**

Miami-Dade County
Small Business Enterprise – Architecture & Engineering
Advisory Board Meeting
November 13, 2024, Meeting Minutes

Start Time: 10:39 am
End Time: 12:16 pm

8 – Appointed
5 – Quorum

Members Present (5)	Members Absent (2)
Juan Crespi (Chairman)	Marc Levielle (U)
Berrin Tansel	Raul Andres Velarde (E)
Brett Greer Moss	Debra Swain (E)
Ivette Argudin	
Maria Luisa Castellanos	

Staff Present / Remotely: Jeanise Cummings- Labossiere (SBD Section Chief), Alice Hildago-Gato (SBD Section Chief), Lawanda Wright (SBD Section Chief), Obed Jiron (SBD Section Chief), Carlos Ansuarez (SBD Section Manager), Alicia Anderson (SBD Section Manager), Michou Jean (SBD Section Manager), Patrick Hines (SBD), Sandra Petithomme (SBD) and Dwayne T. Holloway (SBD).

Welcome/ Introductions

Chairman Juan A. Crespi called the Architecture and Engineering (A&E) Advisory Board meeting to order at 10:39 AM. Sandra Petithomme conducted the roll call of the Advisory Board members & SBD staff introduced themselves.

Old Business

Approval of September 25, 2024 – Meeting Minutes

Ms. Maria Luisa Castellanos stated that the minutes did not reflect Mr. Crespi's comment on the lack of architecture projects and neither did it mention the board's discussion about inviting different county departments to the Architecture and Engineering (A&E) Advisory Board meetings.

It was moved by Ms. Ivette Argudin to add Mr. Crespi's comment on the lack of architecture projects and inviting different county departments to the Architecture and Engineering (A&E) Advisory Board meetings to the September 27, 2024, minutes. This motion was seconded by Ms. Berrin Tansel. The motion passed by a vote of 5-0.

SBD Section Reports

Business Outreach & Education – Carlos Ansuarez (SBD Section Manager) presented the report for the period of August 1, 2024 – September 30, 2024. Mr. Ansuarez informed the board that there was a total of sixty-three (63) for Certification Assistance; two (2) Needs Assessment; zero (0) Payment Issue; Payment Issues Related to Dollars equaled \$23,295 Year-to-Date; One thousand two hundred eighty-nine (1,289) Contacts with SBE A&E Firms for contract opportunities.

Miami-Dade County
Small Business Enterprise – Architecture & Engineering
Advisory Board Meeting
November 13, 2024, Meeting Minutes

Certification – Jeanise Cummings (Section Chief) presented the report for the period of August 1, 2024 – September 30, 2024. She informed the board that there were 234 certified SBE firms; one (1) New Applicant; three (3) recertification applications; no firms graduated, and none denied.

In response to Mr. Moss's inquiry regarding the number of firms that were certified as architecture, Ms. Cummings explained that the report was structured based on the program and it identified whether the firm was certified under the architect and engineering category. She also stated that does not distinguish between architecture from engineering.

Chairman Crespi reiterated that the certification report provided an account of participants and cannot differentiate between architecture and engineering firms because many firms hold multiple certifications.

Utilization – Patrick Hines (SBD) presented the report for the period of August 1, 2024 – September 30, 2024. Mr. Hines reported the total number of contracts awarded, including the demographics during the period was \$26.1 million and the total number of contracts paid was 23.9 million.

Ms. Michou Jean presented the newly added charts and graphs, initiated by Section Chief Obed Jiron, which simplifies the utilization report data.

Ms. Ivette Argudin questioned how the Professional Service Agreement (PSA) would be advertised. Mr. Pablo Valin (Strategic Procurement Department) stated that a (PSA) would be the contract that gets awarded following an advertisement process, as well as contracts awarded through the Equitable Distribution Program.

Ms. Castellanos questioned which contracts were being categorized as Design Build and which departments were utilizing Design Build contracts. Mr. Valin explained that departments could issue the contracts for both the design and construction phases or follow a traditional design -bid -bill process.

Chairman Crespi recommended not including a Design Build report within the current utilization reports, but as a separate report.

It was moved by Ms. Maria Luisa Castellanos that the A&E advisory board receive a report on the design build as a separate report detailing design build contracts and including information of their usage and which departments were using this type of contract. Mr. Moss seconded the motion, and the motion passed by a vote of 5-0.

Miami-Dade County
Small Business Enterprise – Architecture & Engineering
Advisory Board Meeting
November 13, 2024, Meeting Minutes

Mr. Patrick Hines stated the data team could generate a report specifically on design build contracts, identifying the departments involved.

Mr. Obed Jiron inquired about the timeline for the requested report. Chairman Crespi suggested including data from the last three to five years and indicating the A&E Goal and the amount paid for the project.

Chairman Crespi also requested a report on the number of A&E firms interviewed for jobs and how many were awarded contracts.

Ms. Ivette Argudin requested that staff monitor and report the number of architectural firms serving as prime on Equitable Distribution Program contracts. Additionally, Ms. Argudin sought clarification on the correct procedure for reporting payment discrepancies in Business Management Workforce System (BMWS)

Ms. Alicia Anderson explained the proper reporting procedures for addressing errors via the BMWS.

Report – Jackson Health System (JHS)

Kenneth Robertson presented the report for the period of August 1, 2024 – September 30, 2024, noting six (6) of twelve (12) awards for the period were to SBE Primes, with an overall participation of 40.09%. Running Year-To-Date thirty-three (33) of fifty-six (56) projects were awarded to SBE Primes, with an overall participation of 57.24%.

Mr. Robertson indicated that (JHS) was preparing a Request for Qualifications (RFQ) for a window retrofit improvement at the Jackson South Medical Center, which was expected to be released within the next two (2) weeks. He noted this an informal (RFQ) would involve an A&E fee just under \$250,000. Mr. Robertson stated that early next year (JHS) plans to re-advertise its continuing term contracts, which currently were designated SBE set asides.

Ms. Castellanos questioned whether (JHS) required firms to hold specific certifications. Mr. Robertson explained that (JHS) assessed qualifications through the county's pre-qualification and technical certification process.

Chairman Crespi inquired whether certification from the Agency for Health Care Administration (AHCA) was included in the evaluation criteria. Mr. Robertson stated that he was not aware of any certification issued by AHCA to firms but explained that (JHS) prefers firms with completed projects that have undergone AHCA review and approval.

Ms. Castellanos questioned whether AHCA experience was necessary for window replacement projects. Mr. Robertson responded that requirements vary depending on the project's location and the scope of work.

Miami-Dade County
Small Business Enterprise – Architecture & Engineering
Advisory Board Meeting
November 13, 2024, Meeting Minutes

Discussion

Advisory Board 2025 Meeting Dates

It was moved by Mr. Brett Moss that the November 26 meeting date be changed to November 19, 2025. Ms. Berrin Tansel seconded the motion, and the motion passed by a vote of 5-0.

New Business

Board Questions for Departments

Ms. Maria Luisa Castellanos presented a list of questions she had prepared for department representatives attending the board meetings. The board decided to remove questions 5 and 10 from the list of questions.

Mr. Brett Moss suggested adding a question about the qualifications or relevant experience firms should possess to be considered for selected.

Mr. Brett Moss proposed adding a question regarding the qualifications or relevant experience firms should possess to be considered for selection.

Mr. Pablo Valin (SPD) clarified that all county departments, except for Jackson (JHS) and the School Board, procurement for A&E were above the Equitable Distribution Program threshold, which was centralized through strategic procurement. He added that one hundred forty (140) firms were certified by the county to provide architectural services, of which fifty-six (56) to (40%) were Small Business Enterprise (SBE) certified firms.

Ms. Castellanos suggested the board invite Public Housing and Community Development (PHCD) to the board meeting.

Mr. Robertson (JHS) explained that PHCD utilizes a Public-Private Partnership (P3) Model for developer agreements, where the developer was responsible for funding all improvements. He also noted the Architecture & Engineer (A&E) design work was included within the developer's scope.

Mr. Brett Moss suggested inviting representatives from Aviation and Seaport departments to the next A&E board meeting.

The board agreed to invite a representative from Seaport department and schedule twenty minutes on the agenda for questions and answers session.

Reasonable opportunity for the public to be heard before the County Boards (Sec. 2-11.39.3)

Miami-Dade County
Small Business Enterprise – Architecture & Engineering
Advisory Board Meeting
November 13, 2024, Meeting Minutes

Ms. Sandra Petithomme opened the reasonable opportunity for the public to be heard; seeing no one speak, the reasonable opportunity to be heard was closed.

Adjournment

There being no further business to come before the Small Business Enterprise (SBE) Architecture and Engineering Board, Chairman Juan A. Crespi adjourned the meeting at 12:16pm.

These minutes are in a summary format.

SBE Business Outreach and Education

Internal Services Department
Small Business Development (SBD)
Small Business Enterprise – Architect & Engineers
Business Outreach and Education Section
October 1, 2024 to November 30, 2024

		Total for Period	YTD Total
Activity	Assistance Provided to Small Business Enterprise- Architecture & Engineering Program		
1	Certification Assistance	56	235
2	Needs Assessment Meetings (NAMS)	5	18
3	Technical Assistance	57	224
4	Payment Issues	1	3
4.1	Payment Issues Related Dollars	\$50,000	\$73,295
5	Prompt Payment Issues	0	0
5.1	Prompt Payment Related Dollars	0	0
6	Contract Issues (Non-dollar related)	1	2
7	Contact with SBE-Architecture & Engineering Firms (emails highlighting contract opportunities)	1014	3,136

		Total for Period	YTD Total
Activity	Training, Education and Outreach Activities		
1	Small Business Development (sponsored) Workshops and Forums	1	8
1.1	Number of Attendants	18	199
2	Partnership Workshops & Forums	2	12
2.1	Number of Firms (with whom contact was made)	56	284
Activity	Technical Training & Development Workshops		
3	SE Tier and Preference Training	0	1
3.1	n/a		

SBE A&E Certification Report

Certification Type: SBE-A&E
PERIOD: Oct. 1, 2024 to Nov. 30, 2024

			Total Amount	African American	Caucasian	Hispanic	Asian	Native American	Other			
1	Total Certified SBE-A&E as of 11/30/24		230	19	28	170	9	0	4	Female	Male	Total Amount
										53	177	230
	Approved Applications (New & Recertification)											
2	Graduated											
3	Denied											

This is a race and gender neutral program. This report is for informational purposes only.

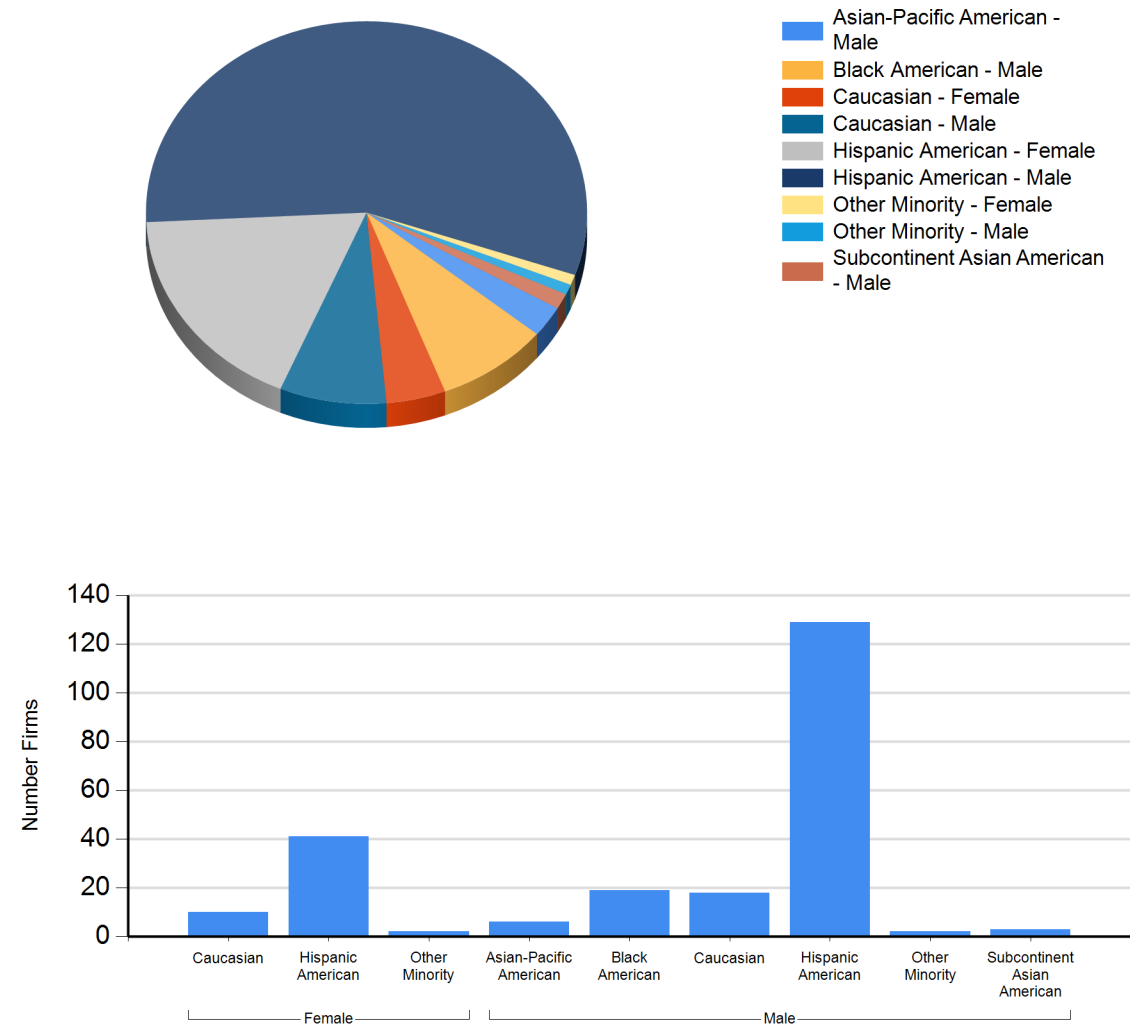
Note: The SBE program is race and gender neutral. This report is for informational purposes only.

Certified Directory - Ethnicity & Gender Summary

Ethnicity & Gender Summary

Ethnicity	Gender	Number Firms	Percent of Total
Asian-Pacific American	Male	6	2.61%
Black American	Male	19	8.26%
Caucasian	Female	10	4.35%
Caucasian	Male	18	7.83%
Hispanic American	Female	41	17.83%
Hispanic American	Male	129	56.09%
Other Minority	Female	2	0.87%
Other Minority	Male	2	0.87%
Subcontinent Asian American	Male	3	1.30%
Total Firms		230	

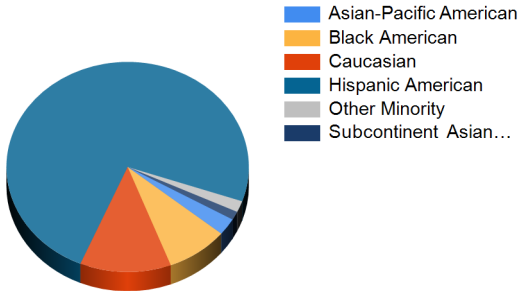
Certified Directory - Ethnicity & Gender Summary



Certified Directory - Ethnicity & Gender Summary

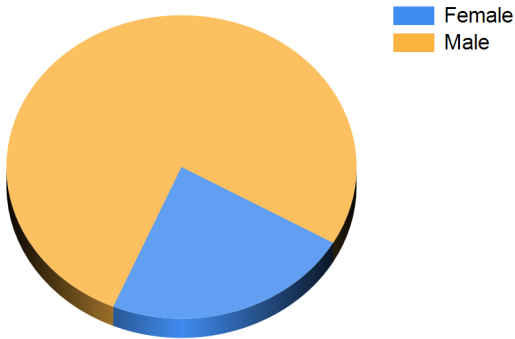
Ethnicity Summary

Ethnicity	Number Firms	Percent of Total
Asian-Pacific American	6	2.61%
Black American	19	8.26%
Caucasian	28	12.17%
Hispanic American	170	73.91%
Other Minority	4	1.74%
Subcontinent Asian American	3	1.30%
Total Firms	230	

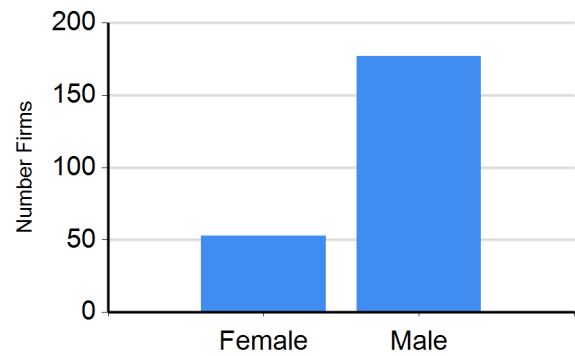
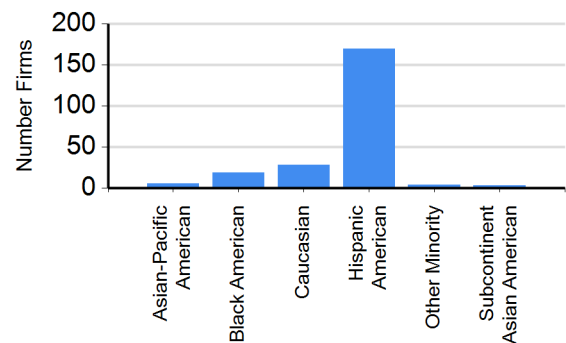


Gender Summary

Gender	Number Firms	Percent of Total
Female	53	23.04%
Male	177	76.96%
Total Firms	230	



Certified Directory - Ethnicity & Gender Summary



SBE A&E Utilization Report

Miami-Dade County Small Business Enterprise (SBE) Architectural & Engineering Program

		CONTRACTS AWARDED														
		Reporting Period: 10/1/24 to 11/30/24														
		SBE GOALS/MEASURES					NO SBE GOALS/MEASURES					TOTAL (SBE + NO SBE GOALS/MEASURES)				
Contract Type	SBE		NON-SBE		TOTAL	SBE		NON-SBE		TOTAL	SBE		NON-SBE		TOTAL	
1. Architectural					- 0%					- 0%					- 0%	
2. Design					- 0%					- 0%					- 0%	
3. EDP					- 0%	3,436,077	69%	1,567,990	31%	5,004,067	100%	3,436,077	69%	1,567,990	73%	
4. Engineering					- 0%					- 0%					- 0%	
5. PSA	1,270,115	68%	586,417	32%	1,856,532	100%		6,568	100%	6,568	0%	1,270,115	68%	592,985	32%	
TOTAL	1,270,115	68%	586,417	32%	1,856,532	100%	3,436,077	69%	1,574,558	31%	5,010,635	100%	4,706,192	69%	6,867,167	

		CONTRACTS AWARDED DEMOGRAPHICS																									
		Reporting Period: 10/1/24 to 11/30/24																									
		SBE GOALS/MEASURES								NO SBE GOALS/MEASURES								TOTAL (SBE + NO SBE GOALS/MEASURES)									
Ethnicity Type	Male		Female		Unknown		TOTAL		Male		Female		Unknown		TOTAL		Male		Female		Unknown		TOTAL				
1. Asian Pacific American	89,135	100%		0%		0%	89,135	5%							-	0%	89,135	100%		-	0%		-	0%	89,135	1%	
2. Black American							-	0%	1,074,968	100%			0%		0%	1,074,968	21%	1,074,968	100%		-	0%		-	0%	1,074,968	16%
3. Caucasian	211,110	100%		0%		0%	211,110	11%	1,037,634	67%		514,124	33%		0%	1,551,758	31%	1,248,744	71%		514,124	29%		-	0%	1,762,868	26%
4. Hispanic American	18,565	1%	1,387,599	99%		0%	1,406,164	76%	1,827,341	77%		550,000	23%		0%	2,377,341	47%	1,845,906	49%	1,937,599	51%		-	0%	3,783,505	55%	
5. Native American							-	0%								-	0%						-	0%		-	0%
6. Other Minority							-	0%								-	0%						-	0%		-	0%
7. Subcontinent Asian American	150,123	100%		0%		0%	150,123	8%							-	0%	150,123	100%		-	0%		-	0%	150,123	2%	
8. Unknown							-	0%		0%		0%	6,568	100%		6,568	0%	-	0%		0%	6,568	100%	6,568	0%	6,568	0%
TOTAL	468,933	25%	1,387,599	75%	-	0%	1,856,532	100%	3,939,943	79%	1,064,124	21%	6,568	0%	5,010,635	100%	4,408,876	64%	2,451,723	36%	6,568	0%	6,867,167	100%			

		CONTRACTS PAID																		
		Reporting Period: 10/1/24 to 11/30/24																		
		SBE GOALS/MEASURES				NO SBE GOALS/MEASURES						TOTAL (SBE + NO SBE GOALS/MEASURES)								
Contract Type		SBE		NON-SBE		TOTAL		SBE		NON-SBE		TOTAL		SBE		NON-SBE		TOTAL		
1. Architectural						-						-	0%		-			-	0%	
2. Design						-						-	0%		-			-	0%	
3. EDP						-						-	0%		-			-	0%	
4. Engineering						-						-	0%		-			-	0%	
5. PSA						-			0%	70,179	100%	70,179	100%		-	0%	70,179	100%	70,179	100%
TOTAL		-		-		-	0%	-	0%	70,179	100%	70,179	100%	-	0%	70,179	100%	70,179	100%	

CONTRACTS PAID DEMOGRAPHICS																				
Reporting Period: 10/1/24 to 11/30/24																				
SBE GOALS/MEASURES						NO SBE GOALS/MEASURES						TOTAL (SBE + NO SBE GOALS/MEASURES)								
Ethnicity Type	Male		Female		Unknown	TOTAL	Male		Female		Unknown	TOTAL	Male		Female		Unknown	TOTAL		
1. Asian Pacific American						-						- 0%					-	-	-	0%
2. Black American						-						- 0%					-	-	-	0%
3. Caucasian						-	70,179	100%		0%	0%	70,179	100%	70,179	100%		0%	-	0%	100%
4. Hispanic American						-						- 0%					-	-	-	0%
5. Native American						-						- 0%					-	-	-	0%
6. Other Minority						-						- 0%					-	-	-	0%
7. Subcontinent Asian American						-						- 0%					-	-	-	0%
8. Unknown						-						- 0%					-	-	-	0%
TOTAL	-	-	-	-	-	- 0%	70,179	100%	-	0%	- 0%	70,179	100%	70,179	100%	-	0%	-	0%	100%

NOTES

¹As a result of two landmark cases (Engineering Contractors Association v. Metropolitan Dade County and Hershell Gill Consulting Engineers, Inc. v. Miami-Dade County) Miami-Dade County's three Small Business Enterprise (SBE) programs in Construction, A&E, and Goods and Services are race and gender neutral.

²The capturing of demographic data is based on voluntary information provided and or entered by prime and sub-contractors.

³Payments reported may be from contracts awarded outside the reporting period.

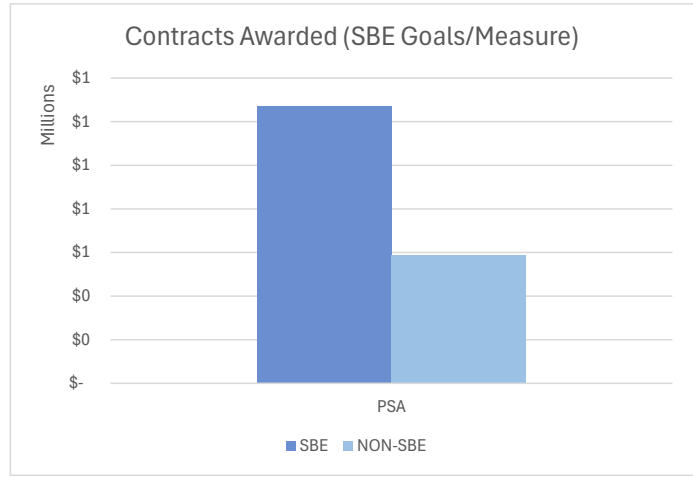
Miami-Dade County Small Business Enterprise (SBE) Architectural & Engineering Program

Reporting Period: 10/1/24 to 11/30/24 (Bi-Monthly)

CONTRACTS AWARDED

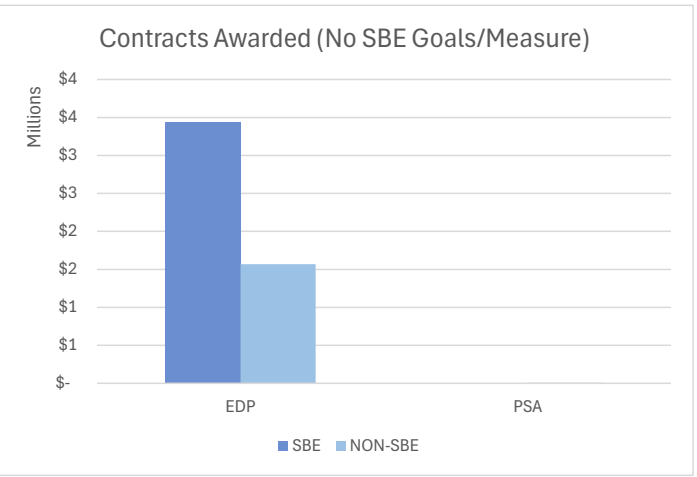
1

CONTRACTS AWARDED (SBE GOALS/MEASURES)			
	SBE	NON-SBE	Total
Architectural	\$ -	\$ -	\$ -
Design	\$ -	\$ -	\$ -
EDP	\$ -	\$ -	\$ -
Engineering	\$ -	\$ -	\$ -
PSA	\$ 1,270,115	\$ 586,417	\$ 1,856,532
Total	\$ 1,270,115	\$ 586,417	\$ 1,856,532



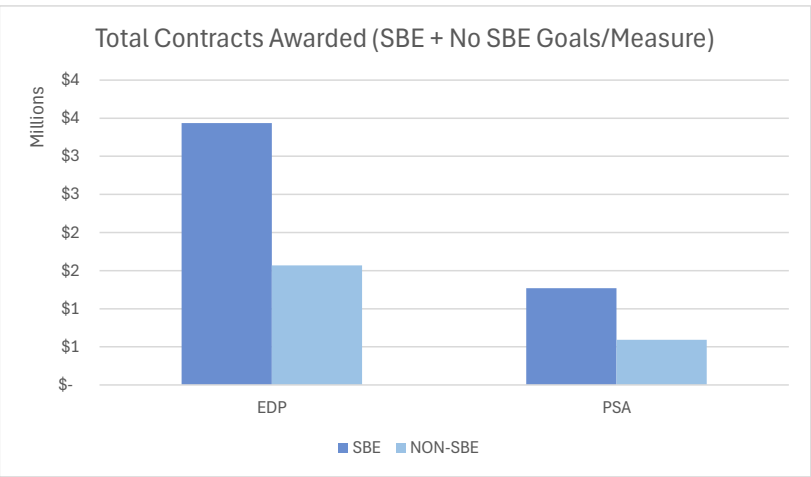
2

CONTRACTS AWARDED (NO SBE GOALS/MEASURES)			
	SBE	NON-SBE	Total
Architectural	\$ -	\$ -	\$ -
Design	\$ -	\$ -	\$ -
EDP	\$ 3,436,077	\$ 1,567,990	\$ 5,004,067
Engineering	\$ -	\$ -	\$ -
PSA	\$ -	\$ 6,568	\$ 6,568
Total	\$ 3,436,077	\$ 1,574,558	\$ 5,010,635



3

TOTAL CONTRACTS AWARDED (SBE + NO SBE GOALS/MEASURES)			
	SBE	NON-SBE	Total
Architectural	\$ -	\$ -	\$ -
Design	\$ -	\$ -	\$ -
EDP	\$ 3,436,077	\$ 1,567,990	\$ 5,004,067
Engineering	\$ -	\$ -	\$ -
PSA	\$ 1,270,115	\$ 592,985	\$ 1,863,100
Total	\$ 4,706,192	\$ 2,160,975	\$ 6,867,167



CONTRACTS PAID

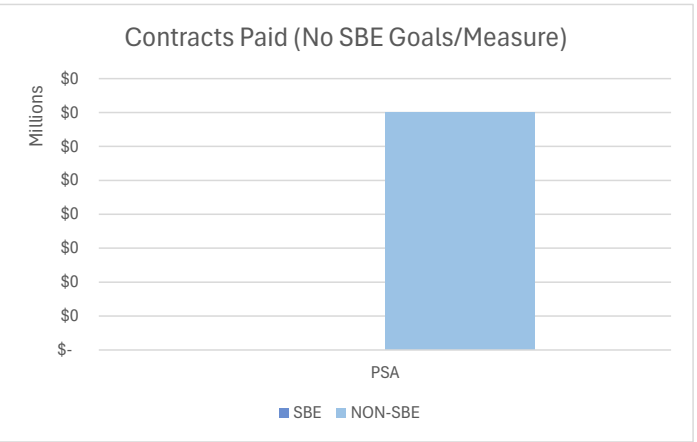
4

CONTRACTS PAID (SBE GOALS/MEASURES)			
	SBE	NON-SBE	Total
Architectural	\$ -	\$ -	\$ -
Design	\$ -	\$ -	\$ -
EDP	\$ -	\$ -	\$ -
Engineering	\$ -	\$ -	\$ -
PSA	\$ -	\$ -	\$ -
Total	\$ -	\$ -	\$ -

NOTE:
During the reporting period of 10/1/24 to 11/30/24, there were no contracts paid with goals and measure for A&E.

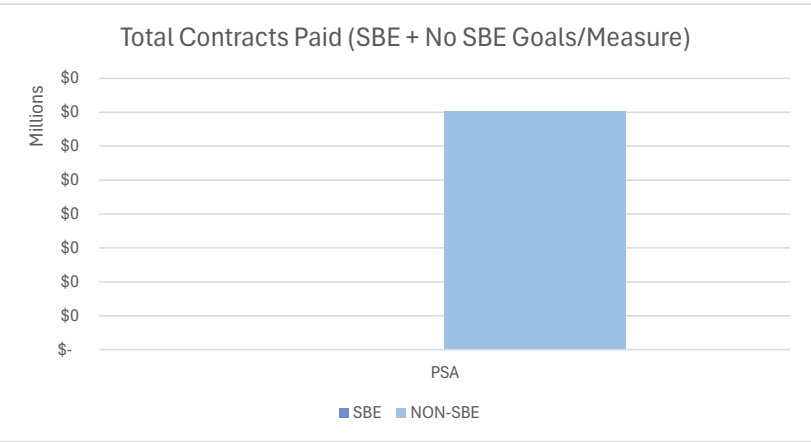
5

CONTRACTS PAID (NO SBE GOALS/MEASURES)			
	SBE	NON-SBE	Total
Architectural	\$ -	\$ -	\$ -
Design	\$ -	\$ -	\$ -
EDP	\$ -	\$ -	\$ -
Engineering	\$ -	\$ -	\$ -
PSA	\$ -	\$ 70,179	\$ 70,179
Total	\$ -	\$ 70,179	\$ 70,179



6

TOTAL CONTRACTS PAID (SBE + NO SBE GOALS/MEASURES)			
	SBE	NON-SBE	Total
Architectural	\$ -	\$ -	\$ -
Design	\$ -	\$ -	\$ -
EDP	\$ -	\$ -	\$ -
Engineering	\$ -	\$ -	\$ -
PSA	\$ -	\$ 70,179	\$ 70,179
Total	\$ -	\$ 70,179	\$ 70,179



Miami-Dade County Small Business Enterprise (SBE) Architectural & Engineering Program

Contract Type	CONTRACTS AWARDED ANNUAL REPORTING: 2021										CONTRACTS AWARDED ANNUAL REPORTING: 2022										CONTRACTS AWARDED ANNUAL REPORTING: 2023										CONTRACTS AWARDED ANNUAL REPORTING: 2024									
	TOTAL (SBE + NO SBE GOALS/MEASURES)										TOTAL (SBE + NO SBE GOALS/MEASURES)										TOTAL (SBE + NO SBE GOALS/MEASURES)										TOTAL (SBE + NO SBE GOALS/MEASURES)									
	SBE	NON-SBE		TOTAL		SBE	NON-SBE		TOTAL		SBE	NON-SBE		TOTAL		SBE	NON-SBE		TOTAL																					
1. Architectural	15,551,463	19%	67,709,087	81%	83,260,550	75%	5,887,148	26%	17,002,867	74%	22,890,015	11%	1,955,629	12%	11,169,456	88%	12,765,035	5%	99,600	7%	1,291,345	93%	1,390,946	0%																
2. Design	2,722,891	21%	10,304,259	79%	13,027,150	4%	827,063	15%	4,686,688	85%	5,513,751	3%	-	-	-	-	-	0%	-	-	-	-	-	0%																
3. EDP	21,417,528	39%	34,135,946	61%	55,553,474	16%	14,802,778	36%	25,678,988	64%	40,781,766	19%	17,805,728	45%	21,830,149	55%	39,435,877	15%	26,493,294	50%	25,894,031	50%	52,297,327	17%																
4. Engineering	26,965,954	17%	135,044,761	83%	161,990,717	48%	6,621,624	10%	61,885,153	80%	68,698,777	32%	10,443,043	8%	127,278,875	92%	137,677,918	52%	29,393,500	24%	94,621,250	76%	124,013,759	41%																
5. PSA	-	-	24,185,738	100%	24,185,738	7%	3,291,257	4%	74,538,161	96%	77,829,418	36%	12,015,007	16%	63,884,558	84%	75,899,565	29%	17,064,502	14%	104,797,315	86%	121,862,217	41%																
TOTAL	66,597,836	20%	271,379,793	80%	337,977,629	100%	31,431,870	15%	184,191,857	85%	215,623,727	100%	41,859,407	16%	224,113,988	84%	265,973,395	100%	72,960,296	24%	226,603,944	76%	299,564,240	100%																

Ethnicity Type	CONTRACTS AWARDED DEMOGRAPHICS ANNUAL REPORTING: 2021										CONTRACTS AWARDED DEMOGRAPHICS ANNUAL REPORTING: 2022										CONTRACTS AWARDED DEMOGRAPHICS ANNUAL REPORTING: 2023										CONTRACTS AWARDED DEMOGRAPHICS ANNUAL REPORTING: 2024																																																																																																																																																																																																																																																																																																																																																																																																																																																																																																																																																																																																																																																																																																																																																																																																																																																																																																																																																																																																																																																																																																																																																																																																																																																																																																																																																																																																																																																																																																																	
	TOTAL (SBE + NO SBE GOALS/MEASURES)										TOTAL (SBE + NO SBE GOALS/MEASURES)										TOTAL (SBE + NO SBE GOALS/MEASURES)										TOTAL (SBE + NO SBE GOALS/MEASURES)																																																																																																																																																																																																																																																																																																																																																																																																																																																																																																																																																																																																																																																																																																																																																																																																																																																																																																																																																																																																																																																																																																																																																																																																																																																																																																																																																																																																																																																																																																																	
	Male	Female									Male	Female									Male	Female									Male	Female																																																																																																																																																																																																																																																																																																																																																																																																																																																																																																																																																																																																																																																																																																																																																																																																																																																																																																																																																																																																																																																																																																																																																																																																																																																																																																																																																																																																																																																																																																																
1. Asian Pacific American	2,597,103	100%		0%						2,597,103	1%	574,416	100%								2,597,103	1%	574,416	100%							2,597,103	1%	574,416	100%							2,597,103	1%	574,416	100%																																																																																																																																																																																																																																																																																																																																																																																																																																																																																																																																																																																																																																																																																																																																																																																																																																																																																																																																																																																																																																																																																																																																																																																																																																																																																																																																																																																																																																																																																																				

Contract Type	CONTRACTS PAID ANNUAL REPORTING: 2021										CONTRACTS PAID ANNUAL REPORTING: 2022										CONTRACTS PAID ANNUAL REPORTING: 2023										CONTRACTS PAID ANNUAL REPORTING: 2024									
	TOTAL (SBE + NO SBE GOALS/MEASURES)										TOTAL (SBE + NO SBE GOALS/MEASURES)										TOTAL (SBE + NO SBE GOALS/MEASURES)										TOTAL (SBE + NO SBE GOALS/MEASURES)									
	SBE		NON-SBE		TOTAL		SBE		NON-SBE		TOTAL		SBE		NON-SBE		TOTAL		SBE		NON-SBE		TOTAL																	
1. Architectural	3,574,821	46%	4,216,571	54%	7,791,392	7%	3,816,350	26%	10,592,275	74%	14,408,625	11%	6,464,233	27%	17,464,603	73%	23,928,836	15%	5,546,918	25%	16,342,322	75%	21,889,240	11%																
2. Design	17,098	14%	104,970	86%	122,068	0%	291,004	186%	-135,133	-86%	157,871	0%	25,274	3%	731,433	97%	756,707	0%	138,034	12%	1,060,871	88%	1,198,905	1%																
3. EDP	4,948,560	38%	8,081,018	62%	13,029,578	12%	7,135,374	36%	12,618,020	64%	19,753,394	15%	7,060,831	35%	20,287,331	13%	8,769,374	40%	13,062,704	60%	21,832,078	11%																		
4. Engineering	17,439,489	19%	72,317,567	81%	89,757,056	81%	19,176,055	21%	72,994,135	79%	92,170,590	70%	19,584,086	21%	75,855,782	79%	95,440,468	60%	18,865,362	21%	10,543,815	79%	89,409,177	40%																
5. PSA					0	0			4,339,514	1	4,339,514	0.031%			475,453	0.0252%	18,340,781	0.9475%	289,0254	0.1181%	4,897,718	0.0005%	56,299,022	0.9195%	611,96809	0.3129%														
TOTAL	25,979,968	23%	84,720,126	77%	110,700,094	100%	30,420,783	23%	100,399,211	77%	130,819,994	100%	33,610,477	21%	125,619,095	79%	159,229,576	100%	38,217,466	20%	157,308,734	80%	195,526,200	100%																

Ethnicity Type	CONTRACTS PAID DEMOGRAPHICS ANNUAL REPORTING: 2021										CONTRACTS PAID DEMOGRAPHICS ANNUAL REPORTING: 2022										CONTRACTS PAID DEMOGRAPHICS ANNUAL REPORTING: 2023										CONTRACTS PAID DEMOGRAPHICS ANNUAL REPORTING: 2024									
	TOTAL (SBE + NO SBE GOALS/MEASURES)										TOTAL (SBE + NO SBE GOALS/MEASURES)										TOTAL (SBE + NO SBE GOALS/MEASURES)										TOTAL (SBE + NO SBE GOALS/MEASURES)									
	Male	Female	Unknown	TOTAL		Male	Female	Unknown	TOTAL		Male	Female	Unknown	TOTAL		Male	Female	Unknown	TOTAL		Male	Female	Unknown	TOTAL																
1. Asian Pacific American	4,130,283	100%	-	4,130,283	4%	3,736,622	97%	100,159	3%	3,836,781	3%	2,242,430	100%	2,244,981	1%	3,427,615	100%	0%	0%	3,427,615	2%	-	0%	0%	3,427,615	2%														
2. Black American	6,430,345	89%	812,286	11%	7,242,631	7%	6,746,769	93%	521,191	7%	7,267,960	6%	9,956,151	96%	468,517	4%	10,424,670	7%	10,801,780	100%	12,851	0%	-	0%	10,316,631	9%														
3. Caucasian	18,475,893	69%	8,126,765	31%	26,602,658	0%	26,605,129	24%	36,078,617	77%	11,078,611	23%	-	0%	47,157,048	36%	45,242,926	82%	60,413,251	89%	7,648,509	11%	193,661	0%	52,838,262	27%														
4. Hispanic American	32,036,249	79%	8,525,187	21%	40,561,436	37%	34,861,132	77%	10,264,861	23%	45,125,993	34%	38,619,012	72%	14,743,306	28%	-	0%	50,362,318	34%	50,368,743	76%	16,047,568	24%	-	0%														
5. Native American	-	-	-	-	-	-	-	-	-	-	-	-	-	-	-	-	-	-	-	-	-	-	-	-	-															
6. Other Minority	1,990,144	26%	694,946	9%	5,115,072	66%	7,800,162	7%	814,299	-17%	644,862	14%	4,927,126	104%	4,757,689	4%	1,384,120	33%	602,675	15%	4,149,434	3%	754,986	-12%	594,023	-1%														
7. Subcontinent Asian American	80,016	92%	7,400	8%	87,416	0%	257,388	100%	0%	257,388	0%	169,176	100%	0%	169,176	100%	0%	0%	0%	0%	413,550	100%	0%	0%	413,550	100%														
8. Unknown	3,815,239	16%	-	0%	20,452,600	84%	24,267,839	22%	5,256,595	23%	-	0%	17,160,540	77%	22,417,135	17%	6,712,310	20%	0%	26,888,116	80%	33,600,426	21%	5,559,647	8%															
TOTAL	66,958,169	60%	18,171,584	16%	25,570,343	23%	110,700,096	100%	86,122,644	66%	22,609,684	17%	22,087,686	17%	130,819,994	100%	104,326,127	66%	25,852,692	16%	29,050,755	18%	159,229,574	100%	131,559,716	67%														

NOTES

¹As a result of two landmark cases (Engineering Contractors Association v. Metropolitan Dade County and Hershell Gill Consulting Engineers, Inc. v. Miami-Dade County) Miami-Dade County's three Small Business Enterprise (SBE) programs in Construction, A&E, and Goods and Services are race and gender neutral.

²The capturing of demographic data is based on voluntary information provided and/or entered by prime and sub-contractors.

³Payments reported may be from contracts awarded outside the reporting period.

Miami-Dade County Small Business Enterprise (SBE) Architectural & Engineering Program
Yearly Report

CONTRACTS AWARDED ANNUAL

1

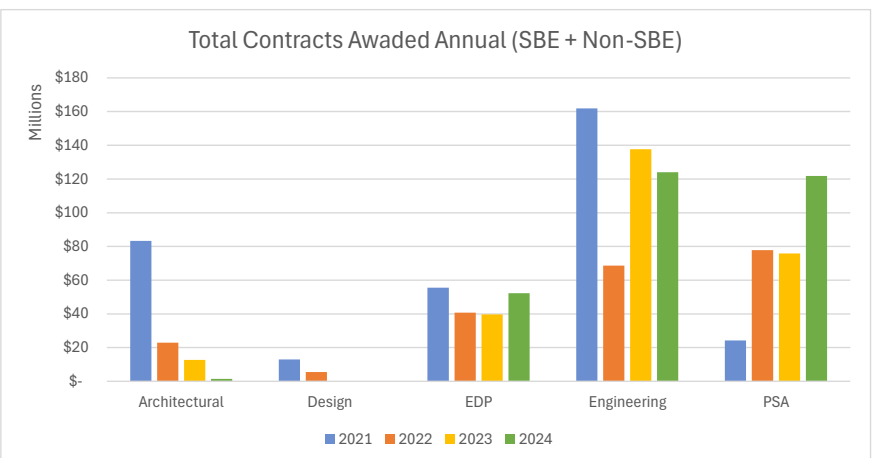
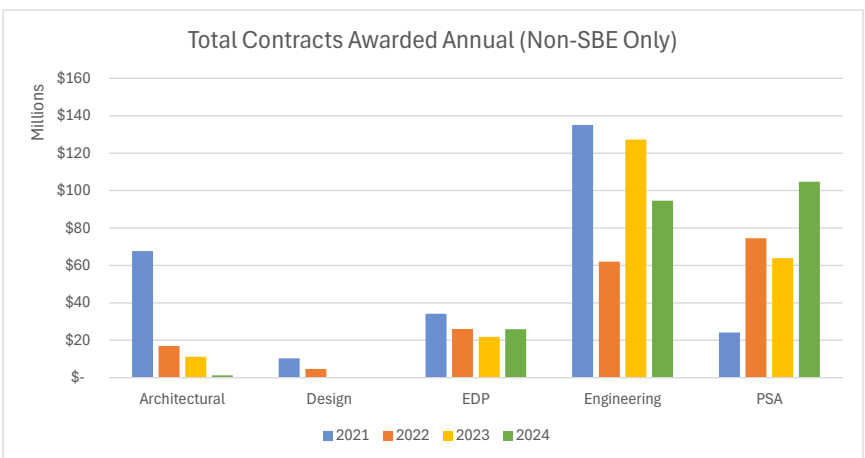
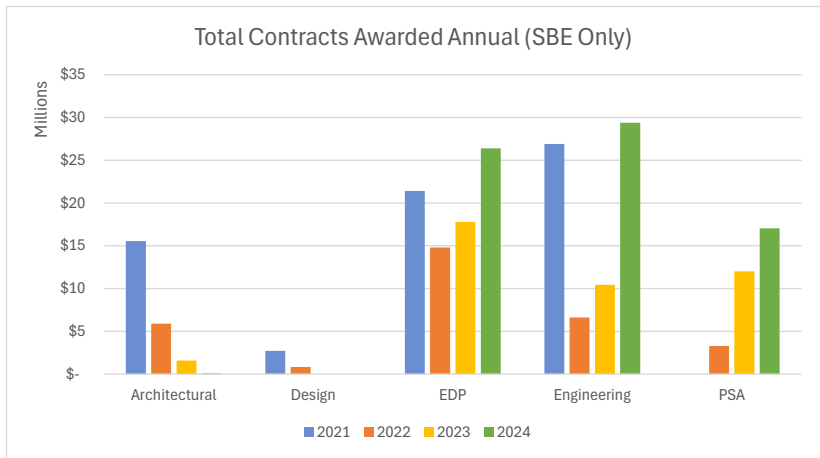
TOTAL CONTRACTS AWARDED ANNUAL (SBE ONLY)				
	2021	2022	2023	2024
Architectural	\$ 15,551,463	\$ 5,887,148	\$ 1,595,629	\$ 99,600
Design	\$ 2,722,891	\$ 827,063	\$ -	\$ -
EDP	\$ 21,417,528	\$ 14,802,778	\$ 17,805,728	\$ 26,403,294
Engineering	\$ 26,905,954	\$ 6,623,624	\$ 10,443,043	\$ 29,392,500
PSA	-	\$ 3,291,257	\$ 12,015,007	\$ 17,064,902
Total	\$ 66,597,836	\$ 31,431,870	\$ 41,859,407	\$ 72,960,296

2

TOTAL CONTRACTS AWARDED ANNUAL (NON-SBE ONLY)				
	2021	2022	2023	2024
Architectural	\$ 67,709,087	\$ 17,002,867	\$ 11,169,406	\$ 1,291,346
Design	\$ 10,304,259	\$ 4,686,688	\$ -	\$ -
EDP	\$ 34,135,946	\$ 25,978,988	\$ 21,830,149	\$ 25,894,033
Engineering	\$ 135,044,763	\$ 61,985,153	\$ 127,229,875	\$ 94,621,250
PSA	\$ 24,185,738	\$ 74,538,161	\$ 63,884,558	\$ 104,797,315
Total	\$ 271,379,793	\$ 184,191,857	\$ 224,113,988	\$ 226,603,944

3

TOTAL CONTRACTS AWARDED ANNUAL (SBE + NON-SBE)				
	2021	2022	2023	2024
Architectural	\$ 83,260,550	\$ 22,890,015	\$ 12,765,035	\$ 1,390,946
Design	\$ 13,027,150	\$ 5,513,751	\$ -	\$ -
EDP	\$ 55,553,474	\$ 40,781,766	\$ 39,635,877	\$ 52,297,327
Engineering	\$ 161,950,717	\$ 68,608,777	\$ 137,672,918	\$ 124,013,750
PSA	\$ 24,185,738	\$ 77,829,418	\$ 75,899,565	\$ 121,862,217
Total	\$ 337,977,629	\$ 215,623,727	\$ 265,973,395	\$ 299,564,240



CONTRACTS PAID ANNUAL

1

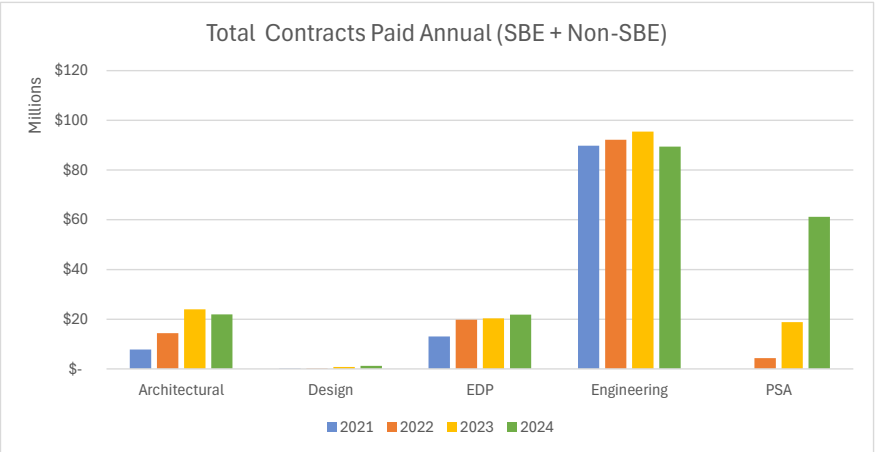
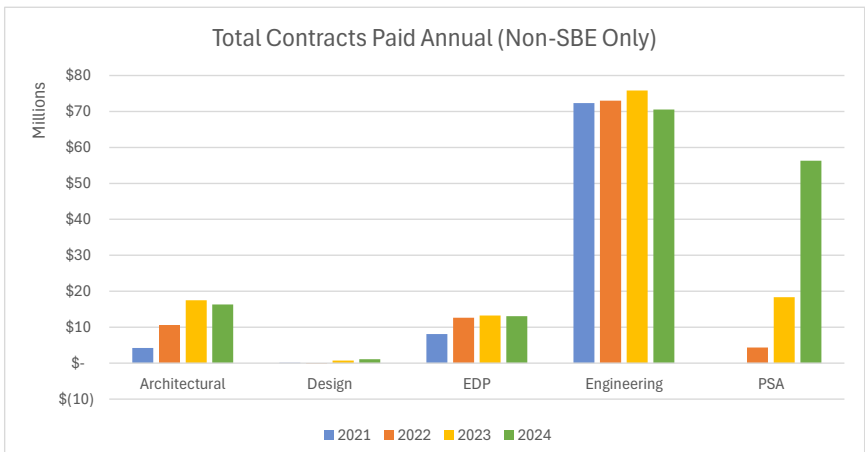
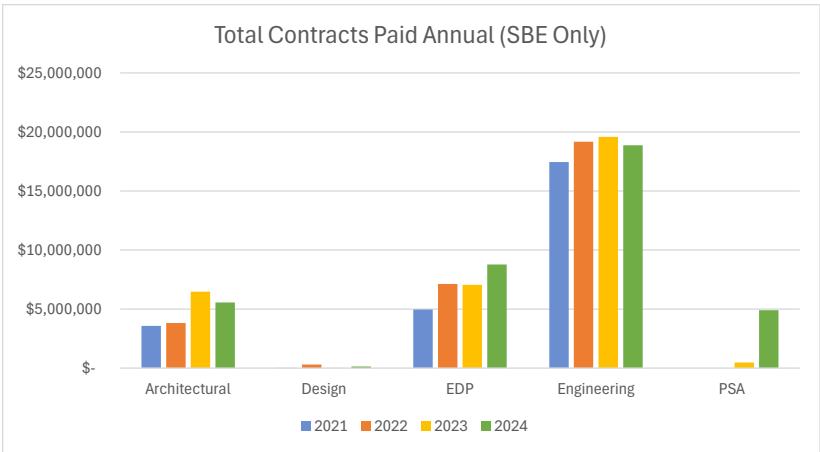
TOTAL CONTRACTS PAID ANNUAL (SBE ONLY)				
	2021	2022	2023	2024
Architectural	\$ 3,574,821	\$ 3,816,350	\$ 6,464,233	\$ 5,546,918
Design	\$ 17,098	\$ 293,004	\$ 25,274	\$ 138,034
EDP	\$ 4,948,560	\$ 7,135,374	\$ 7,060,831	\$ 8,769,374
Engineering	\$ 17,439,489	\$ 19,176,055	\$ 19,584,686	\$ 18,865,362
PSA	\$ -	\$ -	\$ 475,453	\$ 4,897,778
Total	\$ 25,979,968	\$ 30,420,783	\$ 33,610,477	\$ 38,217,466

2

TOTAL CONTRACTS PAID ANNUAL (NON-SBE ONLY)				
	2021	2022	2023	2024
Architectural	\$ 4,216,571	\$ 10,592,275	\$ 17,464,603	\$ 16,342,322
Design	\$ 104,970	\$ (135,133)	\$ 731,433	\$ 1,060,871
EDP	\$ 8,081,018	\$ 12,618,020	\$ 13,226,500	\$ 13,062,704
Engineering	\$ 72,317,567	\$ 72,994,535	\$ 75,855,782	\$ 70,543,815
PSA	\$ -	\$ 4,329,514	\$ 18,340,781	\$ 56,299,022
Total	\$ 84,720,126	\$ 100,399,211	\$ 125,619,099	\$ 157,308,734

3

TOTAL CONTRACTS PAID ANNUAL (SBE + NON-SBE)				
	2021	2022	2023	2024
Architectural	\$ 7,791,392	\$ 14,408,625	\$ 23,928,836	\$ 21,889,240
Design	\$ 122,068	\$ 157,871	\$ 756,707	\$ 1,198,905
EDP	\$ 13,029,578	\$ 19,753,394	\$ 20,287,331	\$ 21,832,078
Engineering	\$ 89,757,056	\$ 92,170,590	\$ 95,440,468	\$ 89,409,177
PSA	\$ -	\$ 4,329,514	\$ 18,816,234	\$ 61,196,800
Total	\$ 110,700,094	\$ 130,819,994	\$ 159,229,576	\$ 195,526,200



Jackson Health System Report

Jackson Health System A/E Awards October - November 2024					
Miami-Dade County EDP / Continuing Term Contracts / RFQs					
SBE Part.	Total Award	SBE Prime?	Firm	SBE Part.	Project Title
\$38,167.85	\$38,167.85	Y	Ferguson Glasgow Schuster Soto	100.00%	A/E Services for JSMC Quick Connect Generator Project
\$28,830.50	\$28,830.50	Y	Red Design Group	100.00%	A/E Services CO#1 for Jackson North MRI Replacement Project Addt'l Services
\$11,366.48	\$11,366.48	Y	Red Design Group	100.00%	A/E Services CO#2 for the ACC-West Basement Renovation Project Addt'l Services
\$0.00	\$9,381.48	N	O'Donnell & Nacarrato (formerly Douglas Wood Associates)	0.00%	SEoR Services CO#1 for 40-Year Recertification for ACC-East Project Addt'l Services
\$0.00	\$2,700.00	N	O'Donnell & Nacarrato (formerly Douglas Wood Associates)	0.00%	SEoR Services CO#1 for 30-Year Recertification for Ryder Trauma Center Project
\$43,338.87	\$43,338.87	Y	Ferguson Glasgow Schuster Soto	100.00%	A/E Services for JSMC ED Renovations Project
\$66,909.21	\$66,909.21	Y	Red Design Group	100.00%	A/E Services CO#1 for the JNMC Pharmacy USP 797 Standards Upgrades Addt'l Services
\$188,612.91	\$200,694.39	5 of 7 projects to SBE primes		93.98%	Overall SBE A/E Participation
\$204,710.49	\$510,650.34	6 of 12 projects to SBE primes		40.09%	Overall SBE A/E Participation
\$329,127.73	\$591,415.25	8 of 13 projects to SBE primes		55.65%	Overall SBE A/E Participation
\$615,157.31	\$698,121.99	10 of 15 projects to SBE primes		88.12%	Overall SBE A/E Participation
\$386,725.35	\$448,780.99	7 of 9 projects to SBE primes		86.17%	Overall SBE A/E Participation
\$47,854.40	\$517,629.22	2 of 7 projects to SBE primes		9.24%	Overall SBE A/E Participation
\$1,772,188.19	\$2,967,292.18	38 of 63 projects to SBE primes		59.72%	Overall SBE A/E Participation

Oct-Nov 2024 (Current Period)

Aug-Sept 2024

June-July 2024

April-May 2024

Feb.-March 2024

Jan. 2024

Running Year to Date

Task Log

SBE - A&E Advisory Board Task Log
As of January 2025

#	Task	Department	Comment	Status
1	The A&E Advisory Board requested a seperate report outlining Design-Build contracts. The board asked that the report include data from the last 3 to 5 years, identifying the county departments utilizing this contract type, along with the A&E participation goals and expenditures for the projects.	Office of Small Business Development - Utilization	Report will be presented at meeting	Presenting
2	The A&E Advisory Board requested an EDP report from the past year, outlining the number of A&E firms interviewed for county projects, the number of firms awarded EDP contracts, and the specific county departments involved.	Office of Small Business Development - PRA	Report will be presented at meeting	Presenting
3	The A&E Advisory Board requested that SBD monitor and report the number of architectural firms serving as the prime contractor on Equitable Distribution Program contracts.	Office of Small Business Development - PRA	PRA is working with I.T. programmers to determine if its feasible to separate architecture from engineer.	Ongoing
4	The A&E Advisory Board agreed to invite a representative from Seaport department and schedule twenty minutes on the agenda for questions and answers .	Office of Small Business Development	Seaport Department - Chief Frank Ramirez (Contracts, Procurement & Materials Management)	Presenting

2025 Architecture & Engineering Advisory Board Meeting Dates

OFFICE OF SMALL BUSINESS DEVELOPMENT
Small Business Enterprise (SBE) Program
2025 SBE Advisory Board Meeting Schedule

SBE A&E BI-MONTHLY ON THE LAST WEDNESDAY

January 29, 2025 10:30am – 12:00pm
March 26, 2025 10:30am – 12:00pm
May 28, 2025 10:30am – 12:00pm
July 30, 2025 10:30am – 12:00pm
September 24, 2025 ... 10:30am – 12:00pm
November 19, 2025 10:30am – 12:00pm

SBE CONSTRUCTION BI-MONTHLY ON THE 3RD MONDAY

January 27, 2025 1:00pm – 3:00pm
March 17, 2025 1:00pm – 3:00pm
May 19, 2025 1:00pm – 3:00pm
July 21, 2025 1:00pm – 3:00pm
September 15, 2025 ... 1:00pm – 3:00pm
November 17, 2025 1:00pm – 3:00pm

SBE GOODS & SERVICES BI-MONTHLY ON THE 3RD THURSDAY

January 16, 2025 10:30am – 12:00pm
March 20, 2025 10:30am – 12:00pm
May 15, 2025 10:30am – 12:00pm
July 17, 2025 10:30am – 12:00pm
September 18, 2025 ... 10:30am – 12:00pm
November 20, 2025 10:30am – 12:00pm

Board Members – Must Attend In person: Small Business Development - Stephen P. Clark Center
111 NW First Street, 19th Floor Main Conference Room, Miami, FL 33128

Public – Attend In Person or Virtual Meeting: Register in advance for the Board meeting:

- Construction - https://miamidade.zoom.us/webinar/register/WN_Hbnj11CDQiyOndyQmOGL8Q
- Goods and Services - https://miamidade.zoom.us/webinar/register/WN_2kweuYcQRQCD4j4MEVju3g
- A&E - https://miamidade.zoom.us/webinar/register/WN_4iCGKmXFRr28d61uJ6cnjw

GENERAL INFORMATION AND AGENDAS FOR SBE ADVISORY BOARDS ARE AVAILABLE AT:

[HTTPS://WWW.MIAMIDADE.GOV/SMALLBUSINESS/ADVISORY-BOARDS.ASP](https://www.miamidade.gov/smallbusiness/advisory-boards.asp)

FOR ANY QUESTIONS, PLEASE CONTACT SMALL BUSINESS DEVELOPMENT AT (305) 375-3111 OR SBDMAIL@MIAMIDADE.GOV.



To request materials in accessible format, sign language interpreters, and/or any accommodation to participate in any County-sponsored program or meeting, please contact Michou Jean via email at Michou.Jean@miamidade.gov or phone at 305-375-3161, five days in advance to initiate your request. TTY users may also call 711 (Florida Relay Service)