

**SMALL BUSINESS ENTERPRISE
ARCHITECTURE AND ENGINEERING
ADVISORY BOARD MEETING**

March 26, 2025

**Miami-Dade County
Small Business Enterprise – Architecture and Engineering
Advisory Board Meeting**

Wednesday, March 26, 2025

10:30 a.m. to 12:00 p.m. - Virtual Meeting -Zoom

URL: <https://miamidade.live/SBE-AEAdvisoryBoard>

Webinar ID: 958 1106 2618

AGENDA

- I. Welcome/Introductions (5 min)**
- II. Old Business (5 min)**
 - a. Approval of November 13, 2024 – Meeting Minutes
 - b. Approval of January 29, 2025 – Meeting Minutes
- III. County Department Report (30 min)**
 - a. Seaport – Brad Skinner (Manager- Contracts Procurement)
 - b. Aviation – Juan Paan (Division Director 3, Facilities Management Planning & Programming) and Felix Pereira (Chief of Design, Facilities Development)
- IV. SBD Section Reports (20 min)**
 - a. SBE-A&E Business Outreach and Education Report – Lawanda Wright (SBD Section Chief)
 - b. SBE-A&E Certification Report – Jeanise Cummings-Labossiere (SBD Section Chief)
 - c. SBE-A&E Utilization Report– Patrick Hines (SBD)
- V. Report (10 min)**
 - a. Jackson Health System – Kenneth Robertson
- VI. Discussion (10 min)**
 - a. Task Log
- VII. New Business (5 min)**
 - a. A&E Taskforce Update – ISD/Strategic Procurement Division
- VIII. Reasonable opportunity for the public to be heard before County Boards (Sec. 2-11.39.3) (3 min)**
- IX. Adjournment (2 min)**

NEXT BOARD MEETING: May 28, 2025

TABLE OF CONTENTS

AGENDA

November 13, 2024, Meeting Minutes	1
January 29, 2025, Meeting Minutes	2
Seaport Department	3
Aviation Department	4
SBE A&E Business Outreach and Education	5
SBE A&E Certification Report	6
SBE A&E Utilization Report	7
Jackson Health System Report	8
SBE A&E Task Log	9

**November 13, 2024,
Meeting Minutes**

Miami-Dade County
Small Business Enterprise – Architecture & Engineering
Advisory Board Meeting
November 13, 2024, Meeting Minutes

Start Time: 10:39 am
End Time: 12:16 pm

8 – Appointed
5 – Quorum

Members Present (5)	Members Absent (2)
Juan Crespi (Chairman)	Marc Levielle (U)
Berrin Tansel	Raul Andres Velarde (E)
Brett Greer Moss	Debra Swain (E)
Ivette Argudin	
Maria Luisa Castellanos	

Staff Present / Remotely: Jeanise Cummings- Labossiere (SBD Section Chief), Alice Hildago-Gato (SBD Section Chief), Lawanda Wright (SBD Section Chief), Obed Jiron (SBD Section Chief), Carlos Ansuarez (SBD Section Manager), Alicia Anderson (SBD Section Manager), Michou Jean (SBD Section Manager), Patrick Hines (SBD), Sandra Petithomme (SBD) and Dwayne T. Holloway (SBD).

Welcome/ Introductions

Chairman Juan A. Crespi called the Architecture and Engineering (A&E) Advisory Board meeting to order at 10:39 AM. Sandra Petithomme conducted the roll call of the Advisory Board members & SBD staff introduced themselves.

Old Business

Approval of September 25, 2024 – Meeting Minutes

Ms. Maria Luisa Castellanos stated that the minutes did not reflect Mr. Crespi's comment on the lack of architecture projects and neither did it mention the board's discussion about inviting different county departments to the Architecture and Engineering (A&E) Advisory Board meetings.

It was moved by Ms. Ivette Argudin to add Mr. Crespi's comment on the lack of architecture projects and inviting different county departments to the Architecture and Engineering (A&E) Advisory Board meetings to the September 27, 2024, minutes. This motion was seconded by Ms. Berrin Tansel. The motion passed by a vote of 5-0.

SBD Section Reports

Business Outreach & Education – Carlos Ansuarez (SBD Section Manager) presented the report for the period of August 1, 2024 – September 30, 2024. Mr. Ansuarez informed the board that there was a total of sixty-three (63) for Certification Assistance; two (2) Needs Assessment; zero (0) Payment Issue; Payment Issues Related to Dollars equaled \$23,295 Year-to-Date; One thousand two hundred eighty-nine (1,289) Contacts with SBE A&E Firms for contract opportunities.

Miami-Dade County
Small Business Enterprise – Architecture & Engineering
Advisory Board Meeting
November 13, 2024, Meeting Minutes

Certification – Jeanise Cummings (Section Chief) presented the report for the period of August 1, 2024 – September 30, 2024. She informed the board that there were 234 certified SBE firms; one (1) New Applicant; three (3) recertification applications; no firms graduated, and none denied.

In response to Mr. Moss's inquiry regarding the number of firms that were certified as architecture, Ms. Cummings explained that the report was structured based on the program and it identified whether the firm was certified under the architect and engineering category. She also stated that it does not distinguish between architecture from engineering.

Chairman Crespi reiterated that the certification report provided an account of participants and cannot differentiate between architecture and engineering firms because many firms hold multiple certifications.

Utilization – Patrick Hines (SBD) presented the report for the period of August 1, 2024 – September 30, 2024. Mr. Hines reported the total number of contracts awarded, including the demographics, during the period was \$26.1 million and the total number of contracts paid was 23.9 million.

Ms. Michou Jean presented the newly added charts and graphs, initiated by Section Chief Obed Jiron, which simplifies the utilization report data.

Ms. Ivette Argudin questioned how the Professional Service Agreement (PSA) would be advertised. Mr. Pablo Valin from the Strategic Procurement Department (SPD) stated that a (PSA) would be the contract that gets awarded following an advertisement process, as well as contracts awarded through the Equitable Distribution Program.

Ms. Castellanos questioned which contracts were being categorized as Design Build and which departments were utilizing Design Build contracts. Mr. Valin explained that departments could issue the contracts for both the design and construction phases or follow a traditional design -bid -bill process.

Chairman Crespi recommended not including a Design Build report within the current utilization reports, but as a separate report.

It was moved by Ms. Maria Luisa Castellanos that the A&E advisory board receive a report on the design build as a separate report detailing design build contracts and including information of their usage and which departments were using this type of contract. Mr. Moss seconded the motion, and the motion passed by a vote of 5-0.

Miami-Dade County
Small Business Enterprise – Architecture & Engineering
Advisory Board Meeting
November 13, 2024, Meeting Minutes

Mr. Patrick Hines stated the data team could generate a report specifically on design build contracts, identifying the departments involved.

Mr. Obed Jiron inquired about the timeline for the requested report. Chairman Crespi suggested including data from the last three to five years and indicating the A&E Goal and the amount paid for the project.

Chairman Crespi also requested a report on the number of A&E firms interviewed for jobs and how many were awarded contracts.

Ms. Ivette Argudin requested that staff monitor and report on the number of architectural firms serving as prime on Equitable Distribution Program contracts. Additionally, Ms. Argudin sought clarification on the correct procedure for reporting payment discrepancies in Business Management Workforce System (BMWS).

Ms. Alicia Anderson explained the proper reporting procedures for addressing errors via the BMWS.

Report – Jackson Health System (JHS)

Kenneth Robertson presented the report for the period of August 1, 2024 – September 30, 2024, noting six (6) of twelve (12) awards for the period were to SBE Primes, with an overall participation of 40.09%. Running Year-To-Date thirty-three (33) of fifty-six (56) projects were awarded to SBE Primes, with an overall participation of 57.24%.

Mr. Robertson indicated that (JHS) was preparing a Request for Qualifications (RFQ) for a window retrofit improvement at the Jackson South Medical Center, which was expected to be released within the next two (2) weeks. He noted this an informal (RFQ) would involve an A&E fee just under \$250,000. Mr. Robertson stated that early next year (JHS) plans to re-advertise its continuing term contracts, which currently were designated SBE set asides.

Ms. Castellanos questioned whether (JHS) required firms to hold specific certifications. Mr. Robertson explained that (JHS) assessed qualifications through the county's pre-qualification and technical certification process.

Chairman Crespi inquired whether certification from the Agency for Health Care Administration (AHCA) was included in the evaluation criteria. Mr. Robertson stated that he was not aware of any certification issued by AHCA to firms but explained that (JHS) prefers firms with completed projects that have undergone AHCA review and approval.

Ms. Castellanos questioned whether AHCA experience was necessary for window replacement projects. Mr. Robertson responded that requirements vary depending on the project's location and the scope of work.

Miami-Dade County
Small Business Enterprise – Architecture & Engineering
Advisory Board Meeting
November 13, 2024, Meeting Minutes

Discussion

Advisory Board 2025 Meeting Dates

It was moved by Mr. Brett Moss that the November 26 meeting date be changed to November 19, 2025. Ms. Berrin Tansel seconded the motion, and the motion passed by a vote of 5-0.

New Business

Board Questions for Departments

Ms. Maria Luisa Castellanos presented a list of questions she had prepared for department representatives attending the board meetings. The board decided to remove questions 5 and 10 from the list of questions.

Architecture & Engineering Advisory Board

Questions for County Departments

1. What qualifications or relative experience should a firm have to be selected?
2. How many projects did your department put out through the Equitable Distribution Program through set asides and through RFP for 2024?
3. How does your department decide which projects go through the Equitable Distribution Program, the RFP, and which are set aside?
4. Give a list of Projects put out by your department, which method of procurement was used and what firms were selected in 2024?
5. How many Small Business Enterprises were awarded contracts by your department?
6. What was the 2024 budget for architecture projects?
7. What was the 2024 budget for engineering projects?
8. What upcoming architecture projects does your department have?
9. What upcoming engineering projects does your department have?

Mr. Brett Moss proposed adding a question regarding the qualifications or relevant experience firms should possess to be considered for selection.

Mr. Pablo Valin (SPD) clarified that all county departments, except for Jackson (JHS) and the School Board, procurement for A&E were above the Equitable Distribution Program threshold, which was centralized through strategic procurement. He added that one hundred forty (140) firms were certified by the county to provide architectural services, of which fifty-six (56) to (40%) were Small Business Enterprise (SBE) certified firms.

Ms. Castellanos suggested the board invite Public Housing and Community Development (PHCD) to the board meeting.

Mr. Robertson (JHS) explained that PHCD utilizes a Public-Private Partnership (P3) Model for developer agreements, where the developer was responsible for funding all improvements.

Miami-Dade County
Small Business Enterprise – Architecture & Engineering
Advisory Board Meeting
November 13, 2024, Meeting Minutes

He also noted the Architecture & Engineer (A&E) Design Bid Build work was included within the developer's scope.

Mr. Brett Moss suggested inviting representatives from Aviation and Seaport departments to the next A&E board meeting.

The board has agreed to invite a representative from Seaport department and schedule twenty minutes on the agenda for questions and answers session.

Reasonable opportunity for the public to be heard before the County Boards (Sec. 2-11.39.3)

Ms. Sandra Petithomme opened the reasonable opportunity for the public to be heard; seeing no one speak, the reasonable opportunity to be heard was closed.

Adjournment

There being no further business to come before the Small Business Enterprise (SBE) Architecture and Engineering Board, Chairman Juan A. Crespi adjourned the meeting at 12:16pm.

**January 29, 2025,
Meeting Minutes**

Miami-Dade County
Small Business Enterprise – Architecture & Engineering
Advisory Board Meeting
January 29, 2025, Meeting Minutes

Start Time: 10:41 am

End Time: 12:10 pm

8 – Appointed

6 – Quorum

Members Present (6)	Members Absent (2)
Juan Crespi (Chairman)	Berin Tansel (E)
Brett Greer Moss	Debra Swain (E)
Ivette Argudin	
Marc Levielle	
Maria Luisa Castellanos	
Raul Andres Velarde	

Staff Present / Remotely: Laurie Johnson (SBD Section Chief), Jeanise Cummings-Labossiere (SBD Section Chief), Obed Jiron (SBD Section Chief), Carlos Ansuarez (SBD Section Manager), Alicia Anderson (SBD Section Manager), Michou Jean (SBD Section Manager), Patrick Hines (SBD), Pablo Valin (SPD), Brad Skinner (Seaport), Ivonne Andres (Seaport), Laquita Oliver (SBD), Yanira Bravo (SBD), Rotciv Rajadel Godoy (SBD) Sandra Petithomme (SBD) and Dwayne T. Holloway (SBD).

Welcome/ Introductions

Chairman Juan A. Crespi called the Architecture and Engineering (A&E) Advisory Board meeting to order at 10:41 AM. Dwayne T. Holloway conducted the roll call of the Advisory Board members & SBD staff introduced themselves.

Old Business

Approval of November 13, 2024 – Meeting Minutes

Ms. Maria Luisa Castellanos stated that the minutes did not reflect the list of questions the advisory board agreed to ask the visiting county departments. Ms. Castellanos requested the questions for the county departments be added to the minutes of the last meeting. **Mr. Brett Moss** pointed out a redundancy of his statement on page four in the third paragraph. **Mr. Pablo Valin** stated that on page four, the third paragraph from the bottom, has a sentence that should read “Design Bid Build” instead of Design. Ms. Castellanos clarified that she only wanted to add the questions the board wanted answered by the visiting departments, not the questions that were removed.

Discussion

Seaport Department - Ms. Ivonne Andres (Manager, Construction Contract) and Mr. Brad Skinner, Construction & Procurement

Miami-Dade County
Small Business Enterprise – Architecture & Engineering
Advisory Board Meeting
January 29, 2025, Meeting Minutes

Chairman Crespi informed Ms. Andres and Mr. Skinner that the board requested a Seaport Department representative to be provide clarification on Small Business participation in current and upcoming projects, as well as direct opportunities through set-asides. He also conveyed to the Seaport representatives that the Jackson Health Systems report served as an example of what the board was seeking.

Ms. Ivonne Andres informed the board that she was prepared to present an overview of the Seaports ongoing Equitable Distribution Project's (EDP), Professional Service Agreement's (PSA), and future initiatives. She stated that Seaport has EDP's and PSA's totaling to \$72 million in ongoing projects, with an additional \$42 million in upcoming projects. She provided a detailed a breakdown, highlighting over 40 ongoing EDP's, 16 active PSA's, and 12 upcoming PSA solicitations. Ms. Andres also emphasized that Seaport collaborated closely with the Office of Small Business Development to establish Small Business Enterprise Architecture & Engineer (A&E) goals for each project and with coordinated efforts with A&E board members downtown.

Chairman Crespi explained to the Seaport representatives that SBD analyzes all county projects and could determine the participation of engineering and architecture. He pointed out stated that reports indicate little to no architectural participation. Mr. Crespi emphasized that the board would like the Seaport Department to increase architectural involvement in projects.

Mr. Skinner informed the board that when preparing a project, the Seaport Department reviews the scope and collaborate with SBD based on technical certifications, to determine Small Business Goals and utilizations. He then asked the board for recommendations on how the Seaport Department could increase architectural participation.

Chairman Crespi replied that the way a project is described could either enable or prevent architectural participation. He stressed the importance of deliberately wording project descriptions to ensure they do not exclude SBE Architectural firms' participation. He acknowledged that larger projects were often architecture-driven at the prime level and suggested that 10% should be allocated to an SBE firm. Chairman Crespi also stated that SBE A&E firms were unable to participate in Design-Build projects unless specific criteria were established to include them.

Ms. Castellanos suggested that the Seaport Department could structure advertisements to explicitly seek Small Businesses in architecture and firms that utilize external engineering consultants. She emphasized that the board wants these advertisements to be crafted in a way that encouraged small business participation.

Miami-Dade County
Small Business Enterprise – Architecture & Engineering
Advisory Board Meeting
January 29, 2025, Meeting Minutes

Chairman Crespi pointed out that treating small business participation as just a number was part of the issue. . He reiterated the existing gap in architectural participation , and stated that the board was requesting a mandatory 5-10% participation in this category.

Mr. Skinner acknowledged the board's concerns but noted that the Seaport Department must operate within the confines of policy. He emphasized that the projects in these solicitations were substantial in scale and suggested implementing a Small Business Development Program to educate firms on how to work with county departments with large projects.

Ms. Castellanos clarified that being categorized as a Small Business does not mean a firm was to the industry. She emphasized that as an experienced architect, analytical skills determine how well you work through a project and develop solutions. She further stated that the A&E Board was advocating for meaningful project opportunities, whether through Set-A sides or EDP.

Mr. Pablo Valin (SPD) explained that when Strategic Procurement received a solicitation, they review the scope of work and technical categories involved. He agreed that most projects from the Port of Miami (Seaport) were large projects. Mr. Valin stated that there were two primary ways to structure solicitations for SBE's: through the EDP and Set-Asides. He recommended that the Seaport Department consider Set-Asides for SBE architectural firms when port facilities require renovations.

Ms. Michou Jean provided an overview of the questions and discussion topics that the board had agreed to send to the Seaport Department prior to the upcoming A&E meeting.

- This year's budget for architecture projects
- The criteria for determining which projects go through the EDP process
- Upcoming architecture and engineering initiatives

Ms. Castellanos mentioned that the board had agreed to send all their questions to the Seaport Department prior to the meeting. **Ms. Jean** clarified that the board had only agreed to send the three questions from the list.

Chairman Crespi recommended that the Seaport Department representatives submit a bi-monthly report in comparison to the Jackson Health System report.

Mr. Brett Moss suggested sending the entire list of questions to Seaport.

Mr. Skinner supported the idea that the questions be sent to Seaport Chief Frank Ramirez, Ms. Andres, and himself.

Miami-Dade County
Small Business Enterprise – Architecture & Engineering
Advisory Board Meeting
January 29, 2025, Meeting Minutes

Ms. Jean asked the board members which department would they like to invite to the next meeting. The board decided to invite a representative(s) from the Aviation Department and agreed to send the full list of questions to all visiting county departments before the meeting.

Report – Jackson Health System

Kenneth Robertson presented the report for the period of October 1, 2024 – November 30, 2024, noting seven (7) projects were awarded for the period totaling \$200, 694.39. Five (5) of the seven (7) were to SBE Primes, with an overall participation of 93.98% totaling \$188, 612.91. Running Year-To-Date thirty-eight (38) of sixty-three (63) projects were awarded to SBE Primes, with an overall participation of 59.72%.

Chairman Crespi questioned if the upcoming project was a continuous contract. Mr. Robertson confirmed that Jackson Health System (JHS) had several solicitations in progress and was currently evaluating proposals for the Federal Emergency Management Agency (FEMA)-funded Jackson South window and door retrofit project. He also mentioned that JHS had one renewal year remaining on the continuing services Set A-Side contracts, which would be advertised this year to on-board additional firms. Additionally, Mr. Robertson mentioned that JHS had ongoing EDP requests for more architectural firms to work on current projects, which were in the interview stage.

Mr. Brett Moss questioned whether the window and door solicitation was specifically for an architectural firm. Mr. Robertson confirmed that it was for Architectural & Engineering services, with technical certifications included as subprime for various product evaluation services.

Mr. Raul Velarde questioned whether the repetition of firm names was related to the continuing services agreement. Mr. Robertson acknowledged the SBE architectural firms serving as prime contractors with Jackson and confirmed the Set A-Side solicitation for structural engineering services had been awarded to an SBE firm.

SBD Section Reports

Business Outreach & Education – Carlos Ansuarez (SBD Section Manager) presented the report for the period of October 1, 2024 – November 30, 2024. Mr. Ansuarez informed the board that there was a total of fifty-six (56) for Certification Assistance; five (5) Needs Assessment; one (1) Payment Issue; Payment Issues Related to Dollars equaled \$73,295 Year-to-Date; One thousand fourteen (1,014) Contacts with SBE A&E Firms for contract opportunities.

Miami-Dade County
Small Business Enterprise – Architecture & Engineering
Advisory Board Meeting
January 29, 2025, Meeting Minutes

Chairman Crespi stated the payment issues remain prevalent with agencies delaying payments to prime contractors, which in turn affects subcontractors. However, he noted many firms were reluctant to file complaints.

Ms. Yvette Argudin questioned whether feedback from the Business Management Workforce System (BMWS) regarding SBE payments was being reviewed. In response, **Mr. Carlos Ansuarez** clarified that the SBD Business Outreach & Education (BOE) team intervened only when a firm reports a payment issue.

Ms. Alicia Anderson (SBD Section Manager) outlined the payment process, explaining that BMWS contains a section dedicated to payment issues. She emphasized that responses in this section are visible only to SBD and that the system automatically alerts the contract compliance unit if a firm disputes a payment.

Certification – Jeanise Cummings (Section Chief) presented the report for the period of October 1, 2024 – November 30, 2024. She informed the board that there were 230 certified SBE firms; zero (0) New Applicant; two (2) recertification applications; no firms graduated, and none denied.

Utilization – Patrick Hines (SBD) presented the report for the period of October 1, 2024 – November 30, 2024. Mr. Hines reported the total number of contracts awarded, including the demographics, during the period was 6.8 million and the total number of contracts paid was 70.1 million.

Ms. Laurie Johnson (SBD Section Chief), clarified that the payment and award data in the Utilization report originated from the INFORMS system, which displays certain projects as PSA when they were actually architectural or engineering projects. She acknowledged the discrepancy and assured the board that the report would be edited to properly identify these projects.

Ms. Castellanos inquired whether the information would be reported by the next board meeting.

Ms. Johnson stated that the SBD staff would make every effort to ensure the updated information is reflected in the utilization report.

Task Log

Laurie Johnson (SBD Section Chief) addressed the board's request for an Equitable Distribution Project (EDP) report that distinguished architects and engineers serving as prime contractors. She provided the board with a printout displaying SBD's current

Miami-Dade County
Small Business Enterprise – Architecture & Engineering
Advisory Board Meeting
January 29, 2025, Meeting Minutes

dashboard to illustrate how the system generates reports. She explained that the report outlines how EDP assignments are issued, categorizing them as Design, Planning, or Study projects. She stated due to systems current configuration, SBD was unable to generate a report identifies the technical categories or specifies whether the prime contractors on EDP projects were architectural or engineers. She informed the board that SBD was collaborating with the Information Technology Department (ITD) to rewrite the Capital Improvement Information System (CIIS), which manages the EDP process, to enhance reporting capabilities.

Ms. Yvette Argudin requested clarification on the county department acronyms listed in the dashboard printout. In response, Ms. Johnson stated if the board wished, this printout could be provided on a bi-monthly basis.

Ms. Johnson also acknowledged that in Design Build projects, architect or engineers were typically not the prime contractors. She stated that SBD could develop a separate, project specific report focusing solely on Design Build projects.

Mr. Raul Velarde expressed interest in a Design Build report, noting that the current Utilization report shows zero for architecture.

Ms. Johnson clarified that the Utilization report was strictly focused on the finance. She explained that if the board wanted a breakdown of teams for Design Build or Design projects, it would need to be presented on a project-specific basis rather than as part of the utilization data.

New Business

Ms. Laurie Johnson (SBD Section Chief) informed the board that SBD is in the process of streamlining the certification process. She acknowledged that the firm must have a local location where site visits could be conducted, firms must submit tax documents, personal net worth, the owner must have at least 25% ownership to qualify for certification.

Ms. Johnson informed the board that SBD staff would send board members a copy of the current certification process for review and discuss during the next board meeting.

Reasonable opportunity for the public to be heard before the County Boards (Sec. 2-11.39.3)

Ms. Michou Jean opened the reasonable opportunity for the public to be heard; seeing no one speak, the reasonable opportunity to be heard was closed.

MIAMI-DADE
SEAPORT DEPARTMENT

Architecture & Engineering Advisory Board

Questions for County Departments

- 1. What qualifications or relative experience should a firm have to be selected?
 - a. Qualifications and experience are based on the scope of services being requested. See some examples below:
 - i. **Professional Services Agreement (PSA) for A/E Services for PortMiami Cruise Terminals and Ropax Facilities** - Prime Consultants must have five (5) years of experience for similar work as described in the scope of services denoted above. The expertise must be met by a qualified individual(s) of the prime firm. The experience must be demonstrated by direct or substantial involvement of the individual(s) in a supervisory capacity at the Project Manager level or above.
 - ii. **Professional Services Agreements for Civil Infrastructure Engineering Services** - The Prime Consultant must demonstrate experience in five (5) projects performed in the State of Florida over the past ten (10) years of similar work as described above. The expertise must be met by a qualified individual(s) of the prime firm. The experience must be demonstrated by direct or substantial involvement of the individual(s) in a supervisory capacity at the Project Manager level or above.
 - iii. **Planning Consultant Services** - The consultant(s) proposing on this solicitation are preferred to have extensive relevant deep-water seaport experience, with three (3) comparable deepwater seaport master planning projects, inclusive of the planning and design of cruise, cargo, and other maritime programs in ports as impacted by the current and future market demands being served. Experience in one inland port planning and/or development is preferred. The above expertise must be met by qualified individuals of the prime consultant's and/or subconsultant's firm. The experience must be demonstrated by direct or substantial involvement of the individual(s) in a supervisory capacity at the project manager level or above in these projects.

In addition, interested firms are preferred to have the experience and qualifications listed below. This expertise must be met by qualified individual(s) of the prime and/or sub-consultant's team.

- ☐ Five (5) years of experience providing planning and design, including cargo and cruise-related projects, for deep-water seaports.
 - ☐ Five (5) years of relevant experience providing economic and transportation consulting services for deepwater seaports.
 - ☐ Five (5) years of experience providing economic real estate advisory services, including financial structuring, real estate analysis, implementation, and economic development.
- 2. How many projects did your department put out through the Equitable Distribution Program through set asides and through RFP for 2024? (3 EDP Projects (No Set Aside)
- 3. How does your department decide which projects go through the Equitable Distribution Program, the RFP, and which are set aside?
- 4. Give a list of Projects put out by your department, which method of procurement was used and what firms were selected in 2024? (Refer to attached report)
- 5. How many Small Business Enterprises were awarded contracts by your department? (2024 PSA/EDP/ and Design Builds have not been awarded as of this date. Future solicitations listed in the report will yield multiple SBE firms sub-contracted by the Prime to meet the SBE % per requirements of the solicitation (see report for percentage and estimated funds for SBEs)
- 6. What was 2024 budget for architecture projects? (Seaport Department has \$9 Million indicated in the approved Budget Book, which includes A/E & Engineering).

7. What was 2024 budget for engineering projects? (Seaport Department has \$9 Million indicated in the approved Budget Book, which includes A/E & Engineering).
8. What upcoming architecture projects does your department have? (Seaport has infrastructure improvements in FY 2024-2025 Proposed Budget and Multi-Year Capital Plan includes investments totaling \$4.294 Billion: \$1.2 Billion is prior; \$664.145 Million in FY 2024-25; and 2.4 Billion in future years)
9. What upcoming engineering projects does your department have? (Seaport has A/E and Engineering infrastructure improvements in FY 2024-2025 Proposed Budget and Multi-Year Capital Plan includes investments totaling \$4.294 Billion: \$1.2 Billion is prior; \$664.145 Million in FY 2024-25; and 2.4 Billion in future years)

Seaport Department Awards 2024 and Future Solicitations

Professional Service Agreements

SBE Part.	Total Award	SBE Prime ?	Firm	SBE Part.	Project Title
\$ 121,000.00	\$ 4,400,000.00	N	Paul Bridges & Associates LLC	2.75%	Cargo & Cruise Equipment Program Engineering and Consulting Services
\$ -	\$ 3,750,000.00	N	Jacobs Engineering Group, Inc	N/A	Planning Consulting Services (GRANT FUNDED)
\$ -	\$ 3,750,000.00	N	Moffatt & Nichol, Inc	N/A	Planning Consulting Services (GRANT FUNDED)
\$ 594,000.00	\$ 3,300,000.00	TBD	TBD (Pending Advertisement)	18%	Planning Consulting Services
\$ 594,000.00	\$ 3,300,000.00	TBD	TBD (Pending Advertisement)	18%	A/E Services for PortMiami Cruise Terminals and Ropax Facilities
\$ 594,000.00	\$ 3,300,000.00	TBD	TBD (Pending Advertisement)	18%	A/E Services for PortMiami Cruise Terminals and Ropax Facilities
\$ 594,000.00	\$ 3,300,000.00	TBD	TBD (Pending Advertisement)	18%	A/E Services for PortMiami Cruise Terminals and Ropax Facilities
\$ 330,000.00	\$ 3,300,000.00	TBD	TBD (Pending Advertisement)	10%	Construction Engineering, and Inspection Services
\$ 594,000.00	\$ 3,300,000.00	TBD	TBD (Pending Advertisement)	18%	Civil Infrastructure Engineering Services
\$ 594,000.00	\$ 3,300,000.00	TBD	TBD (Pending Advertisement)	18%	Civil Infrastructure Engineering Services
\$ 594,000.00	\$ 3,300,000.00	TBD	TBD (Pending Advertisement)	18%	Civil Infrastructure Engineering Services
\$ 792,000.00	\$ 4,400,000.00	TBD	TBD (Pending Advertisement)	18%	Marine Infrastructure Engineering Services
\$ 792,000.00	\$ 4,400,000.00	TBD	TBD (Pending Advertisement)	18%	Marine Infrastructure Engineering Services

\$ 6,193,000.00 Sub-Total

Design/Build

SBE Part.	Total Award	SBE Prime ?	Firm	SBE Part.	Project Title
\$ 3,705,530.40	\$ 20,586,279.99	N	Lemartec-NV2A Joint Venture, LLC	18%	Design-Build Services for New Cruise Terminal G Program

\$ 3,705,530.40 Sub-Total

Equitable Distribution Program

SBE Part.	Total Award	SBE Prime ?	Firm	SBE Part.	Project Title
\$ -	\$ 4,183,151.00	N	10 EDP Projects Issued to Non-SBE	0%	Study/Planning/Design Services

\$ - Sub-Total

\$ 9,898,530.40 Grand Total

MIAMI-DADE
AVIATION DEPARTMENT

Architecture & Engineering Advisory Board

Questions for County Departments

(MAD Facilities Development)

1. What qualifications or relative experience should a firm have to be selected?

Firms should have aviation and commercial experience and have the capabilities to provide planning, design and construction administration services. They should be very familiar with the Miami-Dade RER process and up-to-date on the latest codes and ADA requirements. They should have experience in renovations of older buildings and understand that their designs will be built/implemented in an active airport.

2. How many projects did your department put out through the Equitable

Distribution Program through set asides and through RFP for 2024?

9 projects through EDP:

EDP-AV-FD-CMT-001 - Materials Testing for various projects throughout MIA and GA Airports - RCABRERA - \$500,000 – CAPITAL – STUDY – UNIVERSAL ENGINEERING SCIENCES, LLC – 01/04/2024

EDP-AV-FD-CMT-002 - Materials Testing for various projects throughout MIA and GA Airports - RCABRERA - \$500,000 – CAPITAL – STUDY – ABSOLUTE CIVIL ENGINEERING SOLUTIONS, LLC – 01/04/2024

EDP-AV-FD-CMT-003 - Materials Testing for various projects throughout MIA and GA Airports - RCABRERA - \$500,000 – CAPITAL – STUDY – TIERRA SOUTH FLORIDA, INC. – 01/04/2024

EDP-AV-V008F-5 - MIA Concourse F Refurbishment - 3rd Floor Restrooms FIS Sterile Hallway - LKAMARUDDIN - \$400,000 - EA502-AV3201-942100 - STUDY – UNITED ARCHITECTS, INC. – 03/28/2024

EDP-AV-FD-CMT-004 - Materials Testing for various projects throughout MIA and GA Airports - RCABRERA - \$500,000 – CAPITAL – STUDY – BLASCOM ENGINEERING, INC. – 04/26/2024

EDP-AV-2014VA – AIRFIELD VALUE ANALYSIS - EBELTRE - \$500,000 - CAPITAL - STUDY - NOVA CONSULTING, INC. – 05/03/2024

EDP-AV-AA058C - MDAD Property-7200 NW 19 ST Miami FL 33126 - FPEREIRA - \$100,00 – EA502 – STUDY MANUEL G. VEGA AND ASSOCIATES, INC. – 08/30/2024

EDP-AV-CA004A-2 - MIA Conc. F to Conc. H Interconnector - Geotechnical Soils Testing - LKAMARUDDIN - \$300,000 - EA502-AV3201-942100 - STUDY - ADARMAN & ASSOCIATES, INC. – 10/29/2024

EDP-AV-CA004A-1 MIA Conc. F to Conc. H Interconnector - Land Survey - LKAMARUDDIN - \$300,000 - EA502-AV3201-942100 - STUDY – BELLO & BELLO LAND SURVEYING CORPORATION – 10/29/2024

3. How does your department decide which projects go through the Equitable

Distribution Program, the RFP, and which are set aside?

Project assignment is based on 2 factors:

1. estimate cost: Projects under a \$5M estimated construction cost can go through an EDP. Over \$5M will go through the RFP process.
2. Time: General Services RFP's are advertised to assist the department with ADHOC projects that require quick turnarounds.

4. Give a list of Projects put out by your department, which method of

procurement was used and what firms were selected in 2024?

PC - Project ID		
AA018A	MIA South Terminal H-J Rehabilitation - Glazing	305 Engineering - Forensic Glazing PSA - RFP
AA018C	MIA South Terminal Concourse J Rehabilitation - Glazing	305 Engineering - Forensic Glazing PSA - RFP
AA022A	TMB - Relocate FAA Air Traffic Control Tower **	Procured by FAA
AB016A	MIA Airside Operating Area (AOA) Perimeter Security Hardening Program - Phase 1 - DESIGN	Premier Design Solution - RFP
AC042A	OPF Runway Incursion Mitigation RIM 3 and TW Y and Y7	AtkinsRealis - General Civil PSA - RFP
BA001A	TMB New AGS III Taxilane and Access Road	TyLin - General Civil PSA - RFP
BA059A	MIA Central and South Terminal Bag Claim Optimization Phase 2 & 3	JSM - BHS General Services PSA - RFP
BA061A	MIA CTR Phase 1 (E-F Connector & Cc F Infill) - CONSTRUCTION	Carty Architects - RFP
BA133A	MIA Perimeter Protection Security Cameras - Phase II (Design)	Burns & McDonald - General Special Systems PSA - RFP
CA004A	MIA Cc F to H Interconnector	Carty Architects - General Architects PSA - RFP
CA033A	MIA Building 3030 Intelligent Peripheral Equipment (IPE) Room Expansion	Introba - General Special Systems PSA - RFP
CA052A	MIA Bldg 3030 Wing C Consultants Area Renovations	Stantec - General Architects PSA - RFP
CA179A	MIA CBP Office and Mechanical Room C-Type Door Installation	Stantec - General Architects PSA - RFP
D105C-IB	MIA Parking Garage Structural Repairs	TyLin - RFP
DA076A	MIA Central Terminal Cc. F New Piers & South to Central Terminal Crossover	Design Criteria Package - Turner Townsend - PMCM PSA - RFP Design/Build Pending
DA076B	MIA Concourse H Temporary Carrousel Retrofit	EXP - General Architects PSA - RFP
DA083A	MIA Central terminal Parking Garage Bridge Connections - New Fire Doors	Louis Aguirre - General Engineering PSA - RFP
DA094A	MIA Building 3030 3rd Floor E-Wing Office Renovations	Stantec - General Architects PSA - RFP
U010F	MIA Satellite E Roofing, Mechanical and Electrical Equipment Replacement	Gartec - General Engineering PSA - RFP
V008F-5	V008F-5 MIA Concourse F Refurbishment - 3rd Floor Restrooms	United Architects - EDP
W019A	MIA Fuel Storage Facility Expansion Phase 1	Burns & McDonald - RFP

5. How many Small Business Enterprises were awarded contracts by your

department?

SBE participation is based on percentages of RFPs. Small businesses are involved in all projects that were awarded by RFP.

6. What was 2024 budget for architecture projects?

A/E Fees budgeted for 2024: \$43,432,119.88

A/E Support Services budgeted for 2024: \$ 54,392,149.19

7. What was 2024 budget for engineering projects?

See Item 6.

8. What upcoming architecture projects does your department have?

The 6 month forecast for upcoming Construction & A/E solicitations is published on the flyMIA.com Website. https://miami-airport.com/business_advertisements.asp)

9. What upcoming engineering projects does your department have? Refer to Item 8.

MDAD FACILITIES DEVELOPMENT DIVISION SIX MONTH PROJECT FORECAST									
Upcoming Projects for Advertising									
Period: 2/1/25 TO 7/31/25									
Project Reference No.	Project Name	Expected Advertise Date	Estimated Proposals / Bids	Phase	Estimated Cost *	Project Manager	Phone No.	Contract Measures	
P250A	MIA Airport Operations Center (AOC)	1/10/2025 A	2/21/2025	Construction	\$24,902,521	L.Livesay	305-879-1044	OpenBid	
U010F-5	MIA Satellite E Mechanical and Electrical Equipment Replacement - Phase 2	2/12/2025	3/13/2025	Construction	\$17,875,990	M.Freire	305-869-3471	OpenBid	
CA010A	MIA Co. Low E and E-Satellite Mechanical and Electrical Rooms Upgrade	2/17/2025	3/19/2025	A/E Services	\$13,530,664	R.Coniza	305-869-3342	PSA	
AB003B	MIA 874635 Bridge Rehabilitation - Ice	3/3/2025	4/1/2025	Construction	\$15,607,262	D.Aguilera	305-869-8604	OpenBid	
AB041A	MIA Bldg. 3032 Demolition and Replacement - New Building and Tenant Relocations	3/24/2025	4/21/2025	Construction	\$26,846,280	J.Requejo	305-869-3303	OpenBid	
W039B	MIA North and Central Terminal Passenger Loading Bridges Phase 2	4/7/2025	5/6/2025	Construction	\$111,562,748	E.Strozier	305-876-0270	OpenBid	
Y118A	MIA RPH Hot Spot 4 (Conal Area)	4/7/2025	5/5/2025	Construction	\$77,255,522	R.Tobon	305-869-1296	OpenBid	
T012A-1	MIA Concourse H VGDOS & Security System Upgrade	4/8/2025	5/7/2025	Construction	\$7,278,036	R.Lopez	305-869-3481	OpenBid	
V100A	MIA Co. J Gates Advanced Visual Docking Guidance System (VDGS)	4/8/2025	5/7/2025	Construction	\$6,131,166	R.Lopez	305-869-3481	OpenBid	
AB016B	MIA AOA Perimeter Security Hardening Project (Gaps & NW 67th Ave)	4/25/2025	5/23/2025	A/E Services	\$3,023,627	L.Livesay	305-869-5819	PSA	
U128A	MIA Central Terminal CCTV and Access Control	5/2/2025	6/3/2025	Construction	\$4,420,194	A.Pedrosa	305-869-5674	MCC-9	
BA053A	MIA Central and South Terminal Bag Claim Optimization Phase 2 (CD#11, 12 & 13) & 3(CD#9 & 10)	6/2/2025	7/1/2025	Construction	\$13,739,635	R.Solorzano	305-876-7809	OpenBid	
DA083A	Central Terminal Parking Garage Bridge Connections New Fire Doors	6/5/2025	7/14/2025	Construction	\$865,218	A.Bahamon	305-869-3688	MCC-9	
AA017B-2	MIA Central Terminal Public Restrooms Modernization Phase B2, 8 RR	6/5/2025	7/6/2025	Construction	\$3,194,811	J.Coral	305-876-8476	MCC 7360	
V008F-4	MIA Co F Refurbishment - Access Control & Camera Upgrades	6/5/2025	7/7/2025	Construction	\$6,821,202	L.Hernandez	305-869-3351	OpenBid	
X133A	MIA Terminal D 3rd Fl Computer Room	6/8/2025	7/8/2025	Construction	\$6,048,774	J.Rodriguez	305-876-7127	MCC 7360	
Y023A	MIA Computer Room Bldg 3030 1st Floor	6/8/2025	7/7/2025	Construction	\$3,610,558	J.Rodriguez	305-876-7127	MCC 7360	
W125A	TMB South Apron Expansion / New Tailane	6/10/2025	7/9/2025	Construction	\$27,556,051	R.Solorzano	305-876-7809	OpenBid	
CA173A	MIA CBP Door Installation	6/17/2025	7/25/2025	Construction	\$109,196	V.Camps	305-869-3684	MCC-9	
CA176A	MIA E-Satellite Terminal Seating	6/24/2025	8/1/2025	Construction	\$811,009	C.Garcia-Lynskey	305-876-8449	MCC-9	
CA095A	Arside Tunnel Rehabilitation CD's	6/27/2025	7/28/2025	Construction	\$17,191,436	A.Gomez	(786) 945-1351	OpenBid	
AA078A	MIA Terminal Wide Re-roofing and Lightning System Upgrades	7/7/2025	8/4/2025	Construction	\$111,002,718	J.Coral	305-876-8476	OpenBid	
CA052A	MIA Building 3030 Wing C Consultants Area Renovation	7/23/2025	8/30/2025	Construction	\$1,814,646	A.Bahamon	305-869-3688	MCC-9	

Architecture & Engineering Advisory Board

Questions for County Departments

(MDAD Facilities Management)

1. What qualifications or relative experience should a firm have to be selected?

Response – required qualifications depend on the type and nature of the project. For example, for Building Recertification Projects we require at a minimum that the consultant have both electrical and structural engineering technical certifications approved and active in the EDP system. The Firm should also have experience with similar projects.

2. How many projects did your department put out through the Equitable Distribution Program through set asides and through RFP for 2024?

Response – 41 projects. 40 via EDP and one Stand alone PSA. Some of the EDP projects are multiple projects. For example, one EDP assignment can have 3-4 separate projects associated with it. Several of the projects were multi-service assignments meaning that more than one project was performed using the same EDP and PSA assignment. Please see attached EDP list for 2024.

AV	EDP-AV-AA017D	Terminal Wide Restroom Modernization Supporting Staff	SCHINDLER ARCHITECTS, INC.	2/12/2024
AV	EDP-AV-CA108A	MIA Employee Parking Lot Electrical Repairs	SDM Consulting Engineers, Inc.	2/12/2024
AV	EDP-AV-2023-S1	Multi-Structural Inspection Projects	LARS ENGINEERING, INC.	3/4/2024
AV	EDP-AV-2023-Eng1	Building Recertification, Unsafe Structures, NOV Cases, and Eng. issues at Multiple MDAD Properties	BLISS & NYITRAY, INC.	3/12/2024
AV	EDP-AV-AC117A	MIA Upper & Lower Drive Pedestrian Crosswalk Lightning Evaluation & Replacement	BCC ENGINEERING LLC	3/12/2024
AV	EDP-AV-CA141A	MIA Bldg. 3030 Warehouse – Interior Renovation Removal of Restrooms and NOV improvements	SILVA ARCHITECTS, LLC	3/12/2024
AV	EDP-AV-MDAD-Recert2	Various Building Recertification Projects at MDAD Facilities	Garver, LLC	3/12/2024
AV	EDP-AV-2023-EMERG1	MIA Roadway 112 Ramp - Damaged Concrete Barrier Wall Repairs	EXP US SERVICES INC	5/31/2024
AV	EDP-AV-CA125A	MIA Bldg. 714 – Roof Light Poles and Water Intrusion Emergency Repairs	CSA Central Inc.	6/3/2024

AV	EDP-AV-2023-A1	Multiple Architecture Design and Inspection Projects	GURRI MATUTE, P.A.	6/4/2024
AV	EDP-AV-CA126A	TNT Emergency Repairs (Electrical)	Burns & McDonnell Engineering Company, Inc.	6/4/2024
AV	EDP-AV-MDAD-Recert3	Various Building Recertification Projects at MDAD Facilities	GRAEF-USA INC.	6/4/2024
AV	EDP-AV-2022-B1	Multi-MEP Analysis and Upgrades	TLC ENGINEERING SOLUTIONS INC	6/10/2024
AV	EDP-AV-2024-FOG2	MDAD Fats, Oils, & Grease (FOG) Treatment System Upgrades & Repairs at Various Locations	T.Y. LIN INTERNATIONAL	6/24/2024
AV	EDP-AV-EngSupport3	MDAD Engineering In-House Support Services 3	CHA Consulting Inc	6/24/2024
AV	EDP-AV-2023-CON	A/E Support Staff	Architects International, Inc.	6/27/2024
AV	EDP-AV-CA058A	MIA Mechanical Room D1647 Modifications	SGM ENGINEERING, INC.	7/8/2024
AV	EDP-AV-DA029A	MIA Building 707 Restrooms Upgrade	GURRI MATUTE, P.A.	7/12/2024
AV	EDP-AV-DA054A	MIA Building 719/2122 CCC – Fuel Tank Replacement at Generator #108 Site	C.A.P. Engineering, Inc.	7/12/2024
AV	EDP-AV-RECERT5	Various Building Recertification Projects for MDAD owned Properties	CONEMCO ENGINEERING, INC.	7/12/2024
AV	EDP-AV-BA123A	MIA E Satellite APM Bridge Rehabilitation Phase 2	HDR Engineering, Inc.	7/16/2024
AV	EDP-AV-AA078A	Terminal Wide Re-roofing and Lightning System Upgrades Project Supporting Staff	Olanz Architecture & Design Corp	7/17/2024
AV	EDP-AV-DA004A	MIC Canopy for Elevators & Escalators 5 & 6 - Repairs	Burns & McDonnell Engineering Company, Inc.	8/7/2024
AV	EDP-AV-CA182A	MIA Terminal D Centurion Club Emergency Repair	EXP US SERVICES INC	8/19/2024
AV	EDP-AV-Recert4	Various Building Recertification Projects at MDAD Facilities	C.A.P. Engineering, Inc.	8/27/2024
AV	EDP-AV-2024-A1	Multiple Architecture Design, Planning, Study, and Inspection Projects	Red Design Group, LLC	9/10/2024
AV	EDP-AV-CA174A	MIA Concourse H Existing Electrical System Repair	SDM Consulting Engineers, Inc.	10/25/2024
AV	EDP-AV-RECERT-6-R	MDAD Multiple Building Recertification Projects	Garver, LLC	10/31/2024
AV	EDP-AV-RECERT-7	Various Building Recertification Projects at MDAD Facilities	CPH CONSULTING LLC-CPH, LLC	11/5/2024
AV	EDP-AV-DA052A	MIA Employee Restrooms Renovation - Bldg. 3030	RVD ARCHITECT, INC.	11/14/2024
AV	EDP-AV-2024-ENGARCH-1	Architectural & Engineering Design Services for Multiple MDAD Facilities	BEN LOPEZ & ASSOCIATES, INC.	12/3/2024
AV	EDP-AV-DA069A	MIA MDAD Executive Offices Building 3001 Roof Steel Trusses Repairs	PT SUPPLIERS LLC	12/5/2024

AV	EDP-AV-RECERT-8	Various Recertification Projects for MDAD owned & operated Properties	BCC ENGINEERING LLC	12/6/2024
AV	EDP-AV-AB003A-2	MIA E Satellite APM Bridge Rehabilitation	NIFAH AND PARTNERS CONSULTING ENGINEERS, INC.	12/20/2024
AV	EDP-AV-ConstManage1	MDAD Construction Management In-House Support Services	SCHINDLER ARCHITECTS, INC.	12/20/2024
AV	EDP-AV-2024-M1	MEP DESIGN AND UPGRADES	FRAGA ENGINEERS, LLC	12/24/2024
AV	EDP-AV-DA067A	MIA_Glass Partition -CC "J "-International Baggage Claim	LVA LUIS VIDAL USA INC	12/24/2024
AV	EDP-AV-DA051A	MIA Employee Restrooms Renovation - South Terminal	SOUTHEAST DESIGN ASSOCIATES, INC,	12/26/2024
AV	EDP-AV-DA053A	Multiple Architecture Design and Inspection Projects.	Dunlap Design & Development llc	12/26/2024
AV	E23AV04-PSA	In-Hosue Support & Design Services	Gannett Fleming	10/21/2024

3. How does your department decide which projects go through the Equitable Distribution Program, the RFP, and which are set aside?

Response – For Engineering Design projects with estimated construction costs not exceeding \$5 million, MDAD Engineering uses the EDP system. For projects over \$5 Million, a standalone Professional Service Agreement (PSA) is used.

4. Give a list of Projects put out by your department, which method of procurement was used and what firms were selected in 2024?

Response - All the projects (61 Total) listed below were procured through the EDP contract with the Exception of the PSA for E23AV04-PSA (Gannett Fleming & Subconsultants). We had forty (40) EDP Assignments. However, since some of them are Multi-Project Assignments the total projects awarded in 2024 was sixty-one (61).

Contract ID	Vendor Name	Project	Proj Activity	Total
E23AV04	GANNETT FLEMING, INC	E23AV04	E23AV04-P	\$ 200,000.00
		(blank)	(blank)	\$ 300,000.00
E23AV04 Total				\$ 500,000.00

EDP-AV-2022-B1	TLC ENGINEERING Solutions, INC.	CA103A	CA103A-P	\$ 24,680.00
		AA088A	AA088A-P	\$ 88,531.50
EDP-AV-2022-B1 Total				\$ 113,211.50
EDP-AV-2023 A1	GURRI MATUTE P.A.	CA151A	CA151A-P	\$ 98,020.00
		CA140A	CA140A-P	\$ 68,000.00
		CA140A	CA140A-S	\$ 14,500.00
		CA102A	CA102A-P	\$ 70,948.00
		CA102A	CA102A-S	\$ 15,237.00
		CA150A	CA150A-P	\$ 129,425.00
		CA150A	CA150A-P	\$ 184,618.00
EDP-AV-2023 A1 Total				\$ 580,748.00
EDP-AV-2023-CON	ARCHITECTS INTERNATIONAL INC	(blank)	(blank)	\$ 281,696.00
				\$ 100,000.00
EDP-AV-2023-CON Total				\$ 381,696.00
EDP-AV-2023-EMERG1	EXP U.S. SERVICES, INC.	CA042A	CA042A-P	\$ 40,590.52
EDP-AV-2023-EMERG1 Total				\$ 40,590.52
EDP-AV-2023-ENG1	BLISS & NYITRAY INC	AA066A	AA066A-S	\$ 70,400.00

		DA008A	DA008A-P	\$ 70,400.00
EDP-AV-2023-ENG1 Total				\$ 140,800.00
EDP-AV-2023-S1	LARS ENGINEERING, INC.	AA125A	AA125A-S	\$ 179,958.50
		AA125A	AA125A-S	\$ 36,337.50
		AA125A	AA125A-P	\$ 83,474.94
		AA125A	AA125A-P	\$ 87,604.00
		AA125A	AA125A-P	\$ 41,852.01
		AA125A	AA125A-S	\$ 31,217.80
EDP-AV-2023-S1 Total				\$ 460,444.75
EDP-AV-2024-A1	RED DESIGN GROUP, LLC	DA011A	DA011A-P	\$ 109,446.64
		(blank)	(blank)	\$ 8,258.36
		(blank)	(blank)	\$ 18,233.00
		DA100A	DA100A-P	\$ 57,490.00
		DA101A	DA101A-P	\$ 103,480.00
EDP-AV-2024-A1 Total				\$ 296,908.00
EDP-AV-2024-ENGARCH-1	BEN LOPEZ & ASSOCIATES PA	DA089A	DA089A-P	\$ 152,645.00
EDP-AV-2024-ENGARCH-1 Total				\$ 152,645.00

EDP-AV-2024-FOG2	TY LIN INTERNATIONAL PREV HJ ROSS ASSOC.	DA057A	DA057A-P	\$ 187,643.22
		DA058A	DA058A-P	\$ 187,643.22
EDP-AV-2024-FOG2 Total				\$ 375,286.44
EDP-AV-2024-M1	IRENE FRAGA SILVA	DA118A	DA118A-P	\$ 18,200.00
		DA117A	DA117A-P	\$ 771.00
		DA128A	DA128A-P	\$ 8,230.00
EDP-AV-2024-M1 Total				\$ 27,201.00
EDP-AV-AA017D	SCHINDLER ARCHITECTS, INC.	TOPSUPP	TSUPP-PMCM	\$ 249,600.00
EDP-AV-AA017D Total				\$ 249,600.00
EDP-AV-AA078A	OLANZ ARCHITECTURE & DESIGN CORP.	AA078A	AA078A-S	\$ 104,265.00
		AA078A	AA078A-S	\$ 240,968.00
EDP-AV-AA078A Total				\$ 345,233.00
EDP-AV-AB003A-2	NIFAH & PARTNERS CONSULTING ENGINEERS,	TOPSUPP	TSUPP-PMCM	\$ 343,200.00
EDP-AV-AB003A-2 Total				\$ 343,200.00
EDP-AV-AC117A	BCC ENGINEERING INC	AC117A	AC117A-S	\$ 106,219.20
EDP-AV-AC117A Total				\$ 106,219.20
EDP-AV-BA123A	HDR ENGINEERING, INC.	BA123A	BA123A-P	\$ 349,992.16

EDP-AV-BA123A Total				\$ 349,992.16
EDP-AV-CA058A	SGM ENGINEERING, INC.	CA058A	CA058A-P	\$ 30,665.00
EDP-AV-CA058A Total				\$ 30,665.00
EDP-AV-CA108A	SDM CONSULTING ENGINEERS	CA108A	CA108A-P	\$ 66,460.00
EDP-AV-CA108A Total				\$ 66,460.00
EDP-AV-CA125A	CSA CENTRAL INC	CA125A	CA125A-P	\$ 75,433.69
EDP-AV-CA125A Total				\$ 75,433.69
EDP-AV-CA126A	BURNS & MCDONNELL ENGINEERING CO, INC	CA126A	CA126A-P	\$ 203,311.00
EDP-AV-CA126A Total				\$ 203,311.00
EDP-AV-CA141A	SILVA ARCHITECTS, LLC	CA141A	CA141A-P	\$ 35,890.00
EDP-AV-CA141A Total				\$ 35,890.00
EDP-AV-CA174A	SDM CONSULTING ENGINEERS	CA174A	CA174A-P	\$ 205,848.00
EDP-AV-CA174A Total				\$ 205,848.00
EDP-AV-CA182A	EXP U.S. SERVICES, INC.	CA182A	CA182A-P	\$ 322,774.34
EDP-AV-CA182A Total				\$ 322,774.34
EDP-AV-CONSTMANAGE1	SCHINDLER ARCHITECTS, INC.	TOPSUPP	TSUPP- PMCM	\$ 309,504.00
EDP-AV-CONSTMANAGE1 Total				\$ 309,504.00

EDP-AV-DA004A	BURNS & MCDONNELL ENGINEERING CO, INC	DA004A	DA004A-P	\$ 220,631.00
EDP-AV-DA004A Total				\$ 220,631.00
EDP-AV-DA029A	GURRI MATUTE P.A.	DA029A	DA029A-P	\$ 201,805.00
EDP-AV-DA029A Total				\$ 201,805.00
EDP-AV-DA051A	SOUTHEAST DESIGN & ASSOCIATES INC	DA051A	DA051A-P	\$ 122,000.00
EDP-AV-DA051A Total				\$ 122,000.00
EDP-AV-DA052A	RVD ARCHITECT, INC.	DA052A	DA052A-P	\$ 266,193.72
EDP-AV-DA052A Total				\$ 266,193.72
EDP-AV-DA053A	Dunlap Design & Development, LLC	DA116A	DA116A-P	\$ 76,939.50
EDP-AV-DA053A Total				\$ 76,939.50
EDP-AV-DA054A	C A P ENGINEERING INC	DA054A	DA054A-P	\$ 43,578.20
EDP-AV-DA054A Total				\$ 43,578.20
EDP-AV-DA067A	LVA LUIS VIDAL USA INC.	DA067A	DA067A-P	\$ 180,704.70
EDP-AV-DA067A Total				\$ 180,704.70
EDP-AV-DA069A	PT SUPPLIER LLC DBA RISK AND DESIGN CONS	DA069A	DA069A-P	\$ 103,195.00
EDP-AV-DA069A Total				\$ 103,195.00
EDP-AV-ENG SUPPORT3	CHA CONSULTING INC	CA065A	CA065A-P	\$ 200,000.00

EDP-AV-ENG SUPPORT3 Total				\$ 200,000.00
EDP-AV-MDAD-RECERT2	GARVER LLC	DA008A	DA008A-P	\$ 96,222.94
				\$ 49,341.90
		CA166A	CA166A-P	\$ 58,340.82
				\$ 30,385.24
		CA165A	CA165A-P	\$ 137,873.94
EDP-AV-MDAD-RECERT2 Total				\$ 372,164.84
EDP-AV-MDAD-RECERT3	GRAEF-USA INC.	CA185A	CA185A-P	\$ 39,868.06
				\$ 91,344.14
		CA184A	CA184A-P	\$ 44,149.68
				\$ 93,799.88
EDP-AV-MDAD-RECERT3 Total				\$ 269,161.76
EDP-AV-RECERT4	C A P ENGINEERING INC	DA072A	DA072A-P	\$ 12,553.96
				\$ 163,596.27
		DA108A	DA108A-P	\$ 62,976.20
EDP-AV-RECERT4 Total				\$ 239,126.43
EDP-AV-RECERT5	CONEMCO ENGINEERING INC	DA030A	DA030A-P	\$ 50,051.51

		DA031A	DA031A-P	\$ 31,129.00
EDP-AV-RECERT5 Total				\$ 81,180.51
EDP-AV-RECERT-6-R	GARVER LLC	DA026A	DA026A-P	\$ 40,282.45
				\$ 161,057.67
		DA159A	DA159A-P	\$ 91,350.71
EDP-AV-RECERT-6-R Total				\$ 292,690.83
EDP-AV-RECERT-7	CPH CONSULTING, LLC	DA075A	DA075A-P	\$ 44,758.31
		DA074A	DA074A-P	\$ 44,758.31
		DA073A	DA073A-P	\$ 49,559.59
EDP-AV-RECERT-7 Total				\$ 139,076.21
EDP-AV-RECERT-8	BCC ENGINEERING INC	DA009A	DA009A-P	\$ 377,043.52
EDP-AV-RECERT-8 Total				\$ 377,043.52
Grand Total				\$ 8,899,152.82

5. How many Small Business Enterprises were awarded contracts by your department?

Response – SBE participation is based on percentages of RFPs. Small businesses are involved in all projects that were awarded by RFP.

6. What was 2024 budget for architecture projects?

Response -

7. What was 2024 budget for engineering projects?

Response –

8. What upcoming architecture projects does your department have?

Response – MDAD Engineering has a 1.7 Billion dollar Capital Improvements Program and plus a \$40 Million Reserve Maintenance Annual Program. Projects include, but are not limited to, Terminal Wide Restroom renovations, Terminal Wide Waiting Rooms Electrical Seating Capacity & Remodeling, Mia Terminal Wide Re-roofing project, and Auxiliary Support Buildings Restroom Renovations.

9. What upcoming engineering projects does your department have?

Response – MDAD Engineering has a 1.7 Billion dollar Capital Improvements Program and plus a \$40 Million Reserve Maintenance Annual Program. Projects include, but are not limited to, Building Recertification of 110 Structures & Terminal Complex, 55 Grease Trap Replacements & Upgrades, Terminal Glazing Replacement Project, Upper & Lower Drive Crosswalks Upgrades, Terminal Wide Lightning System Upgrades, Employee Parking Electrical Infrastructure Rehabilitation, Bridge Maintenance Program, and MIA Pedestrian Conveyance System Upgrades.

SBE Business Outreach and Education

Internal Services Department
Small Business Development (SBD)
Small Business Enterprise –Architect & Engineers
Business Outreach and Education Section
December 1, 2024 to January 31, 2025

		Total for Period	YTD Total
Activity	Assistance Provided to Small Business Enterprise-Architecture & Engineering Program		
1	Certification Assistance	21	77
2	Needs Assessment Meetings (NAMS)	0	5
3	Technical Assistance	15	72
4	Payment Issues	1	2
4.1	Payment Issues Related Dollars	\$25,039	\$75,039
5	Prompt Payment Issues	0	0
5.1	Prompt Payment Related Dollars	0	0
6	Contract Issues (Non-dollar related)	0	1
7	Contact with SBE-Architecture & Engineering Firms (emails highlighting contract opportunities)	691	1,705

		Total for Period	YTD Total
Activity	Training, Education and Outreach Activities		
1	Small Business Development (sponsored) Workshops and Forums	1	2
1.1	Number of Attendants	14	32
2	Partnership Workshops & Forums	1	3
2.1	Number of Firms (with whom contact was made)	17	73
Activity	Technical Training & Development Workshops		
3	SE Tier and Preference Training	0	0
3.1	n/a		

SBE A&E Certification Report

Certification Type: SBE-A&E
2024 to Jan. 31, 2025

				Total Amount	African American	Caucasian	Hispanic	Asian	Native American	Other	Female	Male	Total Amount
1 2 3	Total Certified SBE-A&E as of 1/31/25			230	19	27	169	10	0	5	52	178	230
			New	3 year Recert									
	Approved Applications (New & Recertification)		4	2	6								
	Graduated				0								
	Denied				0								

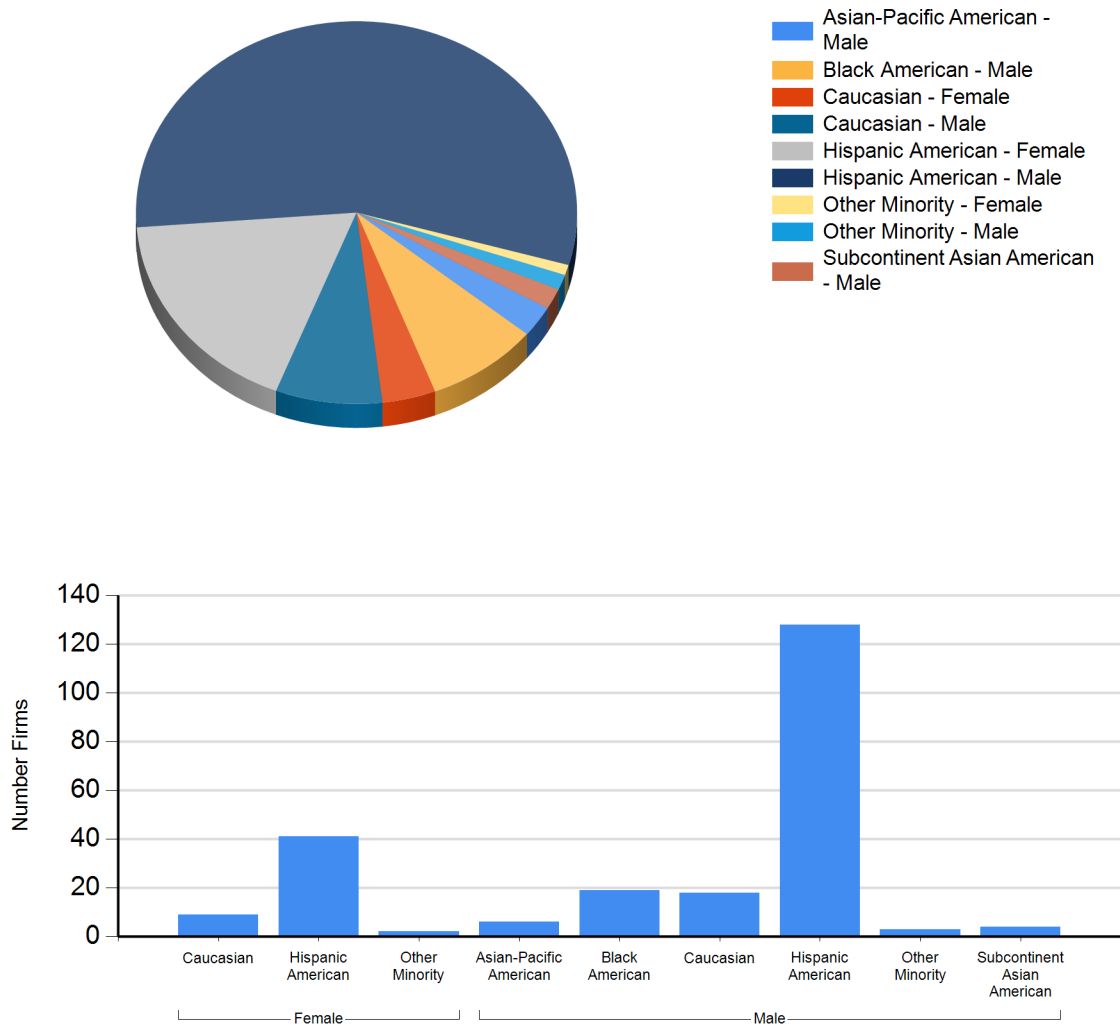
This is a race and gender neutral program. This report is for informational purposes only.

Certified Directory - Ethnicity & Gender Summary

Ethnicity & Gender Summary

Ethnicity	Gender	Number Firms	Percent of Total
Asian-Pacific American	Male	6	2.61%
Black American	Male	19	8.26%
Caucasian	Female	9	3.91%
Caucasian	Male	18	7.83%
Hispanic American	Female	41	17.83%
Hispanic American	Male	128	55.65%
Other Minority	Female	2	0.87%
Other Minority	Male	3	1.30%
Subcontinent Asian American	Male	4	1.74%
Total Firms		230	

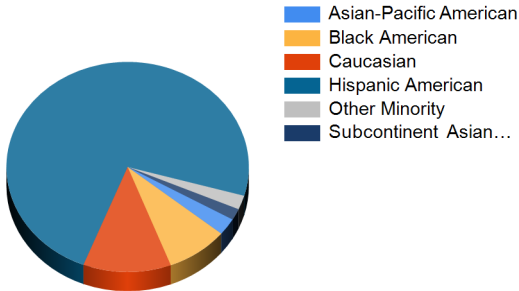
Certified Directory - Ethnicity & Gender Summary



Certified Directory - Ethnicity & Gender Summary

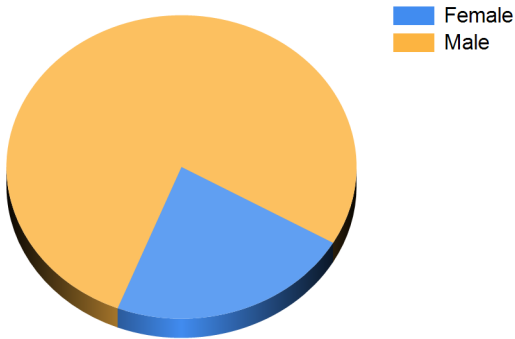
Ethnicity Summary

Ethnicity	Number Firms	Percent of Total
Asian-Pacific American	6	2.61%
Black American	19	8.26%
Caucasian	27	11.74%
Hispanic American	169	73.48%
Other Minority	5	2.17%
Subcontinent Asian American	4	1.74%
Total Firms	230	

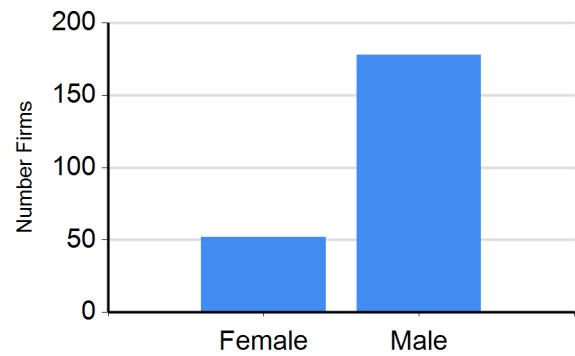
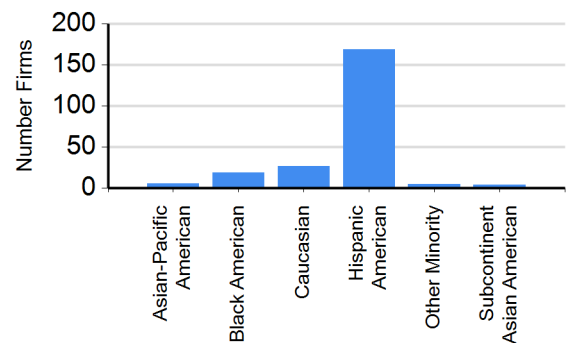


Gender Summary

Gender	Number Firms	Percent of Total
Female	52	22.61%
Male	178	77.39%
Total Firms	230	



Certified Directory - Ethnicity & Gender Summary



SBE A&E Utilization Report

Miami-Dade County Small Business Enterprise (SBE) Architectural & Engineering Program

		CONTRACTS AWARDED																
		Reporting Period: 12/1/24 to 1/31/25																
		SBE GOALS/MEASURES						NO SBE GOALS/MEASURES						TOTAL (SBE + NO SBE GOALS/MEASURES)				
Contract Type	SBE		NON-SBE		TOTAL		SBE		NON-SBE		TOTAL		SBE		NON-SBE		TOTAL	
1. Architectural					-						-	0%	-		-		-	0%
2. Design					-						-	0%	-		-		-	0%
3. EDP					-		3,956,674	46%	4,684,467	54%	8,641,140	94%	3,956,674	46%	4,684,467	54%	8,641,140	94%
4. Engineering					-			0%	514096.24	100%	514,096	6%	-	0%	514,096	100%	514,096	6%
TOTAL	-		-		-	0%	3,956,674	43%	5,198,563	57%	9,155,237	100%	3,956,674	43%	5,198,563	57%	9,155,237	100%

	CONTRACTS AWARDED DEMOGRAPHICS																							
	Reporting Period: 12/1/24 to 1/31/25																							
	SBE GOALS/MEASURES							NO SBE GOALS/MEASURES							TOTAL (SBE + NO SBE GOALS/MEASURES)									
Ethnicity Type	Male		Female		Unknown		TOTAL		Male		Female		Unknown		TOTAL		Male		Female		Unknown		TOTAL	
1. Asian Pacific American							-								-	0%	-		-		-		-	0%
2. Black American							-		511,344	100%		0%		0%	511,344	6%	511,344	100%	-	0%	-	0%	511,344	6%
3. Caucasian							-		2,908,840	84%	561,589	16%		0%	3,470,429	38%	2,908,840	84%	561,589	16%	-	0%	3,470,429	38%
4. Hispanic American							-		3,525,372	76%	1,105,390	24%		0%	4,630,762	51%	3,525,372	76%	1,105,390	24%	-	0%	4,630,762	51%
5. Native American							-								-	0%	-		-		-		-	0%
6. Other Minority							-								-	0%	-		-		-		-	0%
7. Subcontinent Asian American							-								-	0%	-		-		-		-	0%
8. Unknown							-		40,000	7%		0%	502,702	93%	542,702	6%	40,000	7%	-	0%	502,702	93%	542,702	6%
TOTAL	-		-		-		-	0%	6,985,555	76%	1,666,979	18%	502,702	5%	9,155,237	100%	6,985,555	76%	1,666,979	18%	502,702	5%	9,155,237	100%

		CONTRACTS PAID																
		Reporting Period: 12/1/24 to 1/31/25																
		SBE GOALS/MEASURES						NO SBE GOALS/MEASURES						TOTAL (SBE + NO SBE GOALS/MEASURES)				
Contract Type	SBE		NON-SBE		TOTAL		SBE		NON-SBE		TOTAL		SBE		NON-SBE		TOTAL	
1. Architectural	753,456.88	29%	1829536.45	71%	2,582,993	24%	450,628.72	18%	1992616.11	82%	2,443,245	23%	1,204,086	24%	3,822,153	76%	5,026,238	23%
2. Design	141,142	46%	166,174	54%	307,316	3%					-	0%	141,142	46%	166,174	54%	307,316	1%
3. EDP					-	0%	1,917,388	46%	2,253,292.68	54%	4,170,681	39%	1,917,388	46%	2,253,293	54%	4,170,681	19%
4. Engineering	1,561,485	19%	6,533,883	81%	8,095,369	74%	204,114	5%	3,911,357.66	95%	4,115,472	38%	1,765,600	14%	10,445,241	86%	12,210,840	56%
TOTAL	2,456,084	22%	8,529,594	78%	10,985,678	100%	2,572,131	24%	8,157,266	76%	10,729,398	100%	5,028,216	23%	16,686,860	77%	21,715,076	100%

Blank for the months of December and January

	CONTRACTS PAID DEMOGRAPHICS																							
	Reporting Period: 12/1/24 to 1/31/25																							
	SBE GOALS/MEASURES								NO SBE GOALS/MEASURES								TOTAL (SBE + NO SBE GOALS/MEASURES)							
Ethnicity Type	Male		Female		Unknown		TOTAL		Male		Female		Unknown		TOTAL		Male		Female		Unknown		TOTAL	
1. Asian Pacific American	16529.87	100%		0%		0%	16,530	0%	166,895	100%		0%		0%	166,895	2%	183,425	100%	-	0%	-	0%	183,425	1%
2. Black American	388,603	100%	531	0%		0%	389,134	4%	1,035,578.02	100%	71.18	0%		0%	1,035,649	10%	1,424,181	100%	602	0%	-	0%	1,424,783	7%
3. Caucasian	1,937,726	45%	1,883,379	44%	461,968.09	11%	4,283,072	39%	4,318,791	86%	600,161.80	12%	101,352	2%	5,020,305	47%	6,256,517	67%	2,483,540	27%	563,320	6%	9,303,377	43%
4. Hispanic American	2,937,001	67%	1,429,629	33%		0%	4,366,630	40%	2,045,208.58	68%	957,938.90	32%	-	0%	3,003,147	28%	4,982,209	68%	2,387,568	32%	-	0%	7,369,778	34%
5. Native American					0		-	0%						0%	-	0%	-		-		-		-	0%
6. Other Minority	14,731	25%	45,311	75%	0	0%	60,043	1%	49,841.80	92%	4,404.56	8%		0%	54,246	1%	64,573	56%	49,716	44%	-	0%	114,289	1%
7. Subcontinent Asian American	-						-	0%	6,256.40	100%		0%		0%	6,256	0%	6,256	100%	-	0%	-	0%	6,256	0%
8. Unknown	327,808	18%		0%	1542461.69	82%	1,870,269	17%	138,727.45	10%		0%	1,304,171	90%	1,442,898	13%	466,535	14%	-	0%	2,846,633	86%	3,313,168	15%
TOTAL	5,622,398	51%	3,358,850	31%	2,004,430	18%	10,985,678	100%	7,761,298	72%	1,562,576	15%	1,405,523	13%	10,729,398	100%	13,383,697	62%	4,921,427	23%	3,409,953	16%	21,715,076	100%

NOTES

¹As a result of two landmark cases (Engineering Contractors Association v. Metropolitan Dade County and Hershell Gill Consulting Engineers, Inc. v. Miami-Dade County) Miami-Dade County's three Small Business Enterprise (SBE) programs in Construction, A&E, and Goods and Services are race and gender neutral.

²The capturing of demographic data is based on voluntary information provided and or entered by prime and sub-contractors.

³Payments reported may be from contracts awarded outside the reporting period.

Miami-Dade County Small Business Enterprise (SBE) Architectural & Engineering Program

Reporting Period: 12/1/24 to 1/31/25 (Bi-Monthly)

CONTRACTS AWARDED

1

CONTRACTS AWARDED (SBE GOALS/MEASURES)			
	SBE	NON-SBE	Total
Architectural	\$ -	\$ -	\$ -
Design	\$ -	\$ -	\$ -
EDP	\$ -	\$ -	\$ -
Engineering	\$ -	\$ -	\$ -
Total	\$ -	\$ -	\$ -

2

CONTRACTS AWARDED (NO SBE GOALS/MEASURES)			
	SBE	NON-SBE	Total
Architectural	\$ -	\$ -	\$ -
Design	\$ -	\$ -	\$ -
EDP	\$ 3,956,674	\$ 4,684,467	\$ 8,641,140
Engineering	\$ -	\$ 514,096	\$ 514,096
Total	\$ 3,956,674	\$ 5,198,563	\$ 9,155,237

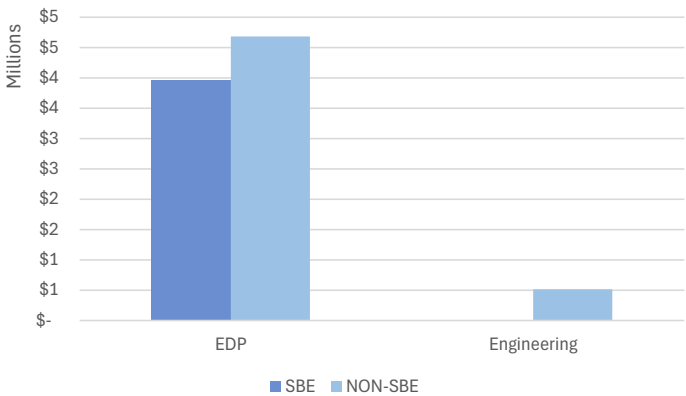
3

TOTAL CONTRACTS AWARDED (SBE + NO SBE GOALS/MEASURES)			
	SBE	NON-SBE	Total
Architectural	\$ -	\$ -	\$ -
Design	\$ -	\$ -	\$ -
EDP	\$ 3,956,674	\$ 4,684,467	\$ 8,641,140
Engineering	\$ -	\$ 514,096	\$ 514,096
Total	\$ 3,956,674	\$ 5,198,563	\$ 9,155,237

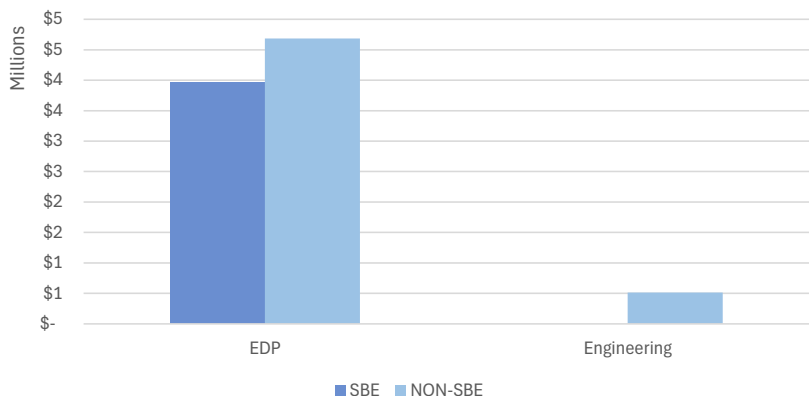
NOTE:

During the reporting period of 12/1/24 to 1/31/25, there were no contracts awarded with goals and measure for A&E.

Contracts Awarded (No SBE Goals/Measure)



Total Contracts Awarded (SBE + No SBE Goals/Measure)



CONTRACTS PAID

4

CONTRACTS PAID (SBE GOALS/MEASURES)			
	SBE	NON-SBE	Total
Architectural	\$ 753,457	\$ 1,829,536	\$ 2,582,993
Design	\$ 141,142	\$ 166,174	\$ 307,316
EDP	\$ -	\$ -	\$ -
Engineering	\$ 1,561,485	\$ 6,533,883	\$ 8,095,369
Total	\$ 2,456,084	\$ 8,529,594	\$ 10,985,678

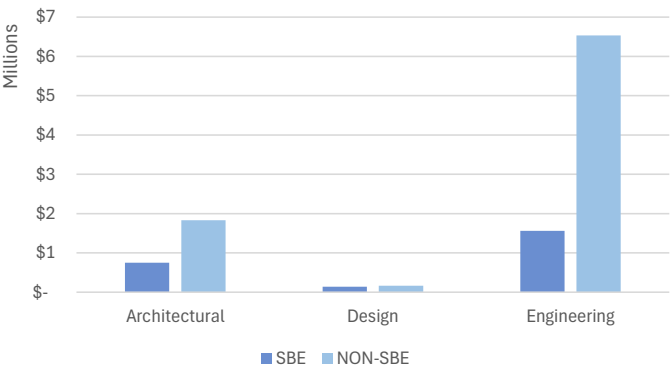
5

CONTRACTS PAID (NO SBE GOALS/MEASURES)			
	SBE	NON-SBE	Total
Architectural	\$ 450,629	\$ 1,992,616	\$ 2,443,245
Design	\$ -	\$ -	\$ -
EDP	\$ 1,917,388	\$ 2,253,293	\$ 4,170,681
Engineering	\$ 204,114	\$ 3,911,358	\$ 4,115,472
Total	\$ 2,572,131	\$ 8,157,266	\$ 10,729,398

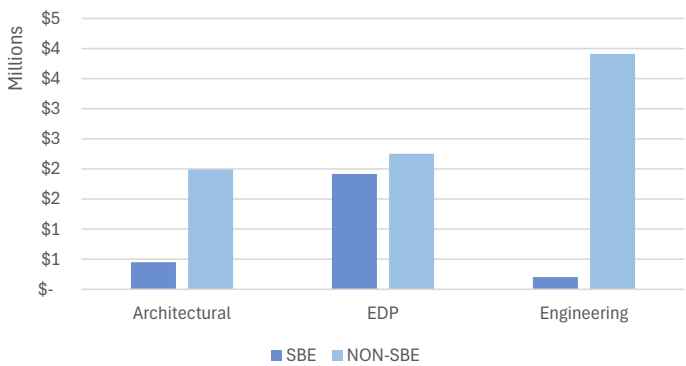
6

TOTAL CONTRACTS PAID (SBE + NO SBE GOALS/MEASURES)			
	SBE	NON-SBE	Total
Architectural	\$ 1,204,086	\$ 3,822,153	\$ 5,026,238
Design	\$ 141,142	\$ 166,174	\$ 307,316
EDP	\$ 1,917,388	\$ 2,253,293	\$ 4,170,681
Engineering	\$ 1,765,600	\$ 10,445,241	\$ 12,210,840
Total	\$ 5,028,216	\$ 16,686,860	\$ 21,715,076

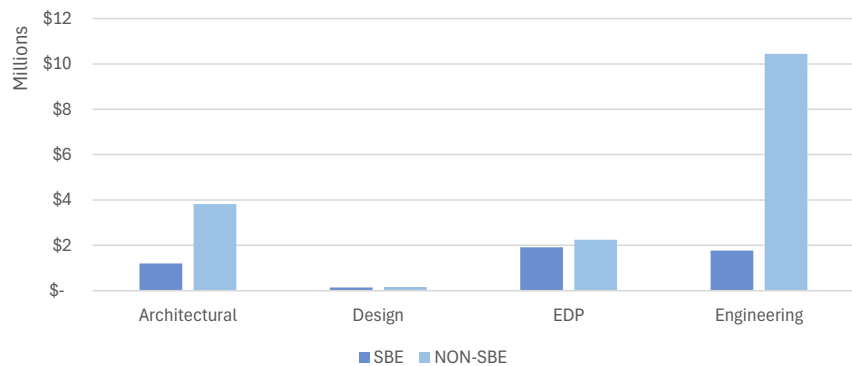
Contracts Paid (SBE Goals/Measures)



Contracts Paid (No SBE Goals/Measures)



Total Contracts Paid (SBE+No SBE Goals/Measures)



Miami-Dade County Small Business Enterprise (SBE) Architectural & Engineering Program

Contract Type	CONTRACTS AWARDED ANNUAL REPORTING: 2021						CONTRACTS AWARDED ANNUAL REPORTING: 2022						CONTRACTS AWARDED ANNUAL REPORTING: 2023						CONTRACTS AWARDED ANNUAL REPORTING: 2024					
	TOTAL (SBE + NO SBE GOALS/MEASURES)						TOTAL (SBE + NO SBE GOALS/MEASURES)						TOTAL (SBE + NO SBE GOALS/MEASURES)						TOTAL (SBE + NO SBE GOALS/MEASURES)					
	SBE	NON-SBE	TOTAL				SBE	NON-SBE	TOTAL				SBE	NON-SBE	TOTAL				SBE	NON-SBE	TOTAL			
1. Architectural	18,404,337	20%	71,399,927	80%	89,804,259	24%	5,118,277	17%	25,394,523	83%	30,512,799	11%	21,644,421	30%	49,792,241	70%	71,436,663	24%	4,622,064	35%	8,564,337	65%	13,186,401	4%
2. Design	2,722,891	21%	10,304,259	79%	13,027,150	3%	827,063	15%	4,686,688	85%	5,513,750	2%	-	-	-	0%	-	-	-	-	-	-	-	0%
3. EDP	21,417,528	39%	34,131,946	61%	55,553,474	15%	14,698,778	36%	26,082,988	64%	40,781,766	15%	17,749,578	45%	21,511,438	55%	39,261,016	13%	29,349,732	51%	28,375,942	49%	57,725,675	17%
4. Engineering	33,758,488	16%	181,339,170	84%	215,097,658	58%	13,889,708	8%	175,565,183	92%	193,454,891	71%	15,695,917	9%	168,405,680	91%	184,101,596	62%	12,616,080	19%	219,133,579	81%	271,789,669	79%
TOTAL	76,303,245	20%	297,179,404	80%	373,482,649	100%	36,533,819	14%	231,729,381	86%	268,263,200	100%	55,689,816	19%	239,799,359	81%	294,799,275	100%	86,627,886	23%	236,073,859	75%	342,701,745	100%

Ethnicity Type	CONTRACTS AWARDED DEMOGRAPHICS ANNUAL REPORTING: 2021						CONTRACTS AWARDED DEMOGRAPHICS ANNUAL REPORTING: 2022						CONTRACTS AWARDED DEMOGRAPHICS ANNUAL REPORTING: 2023						CONTRACTS AWARDED DEMOGRAPHICS ANNUAL REPORTING: 2024					
	TOTAL (SBE + NO SBE GOALS/MEASURES)						TOTAL (SBE + NO SBE GOALS/MEASURES)						TOTAL (SBE + NO SBE GOALS/MEASURES)						TOTAL (SBE + NO SBE GOALS/MEASURES)					
	Male	Female	Unknown	TOTAL			Male	Female	Unknown	TOTAL			Male	Female	Unknown	TOTAL			Male	Female	Unknown	TOTAL		
1. Asian Pacific American	2,775,237	100%	0	0%	0%	2,775,237	2%	574,416	100%	0%	0%	574,416	1,702,798	100%	0%	0%	1,702,798	1%	6,248,627	100%	0%	0%	6,248,627	2%
2. Black American	20,903,050	100%	31,710	0%	0%	20,934,759	6%	24,479,770	100%	1,000	0%	24,480,770	5,921,627	97%	165,412	2%	6,087,039	2%	19,659,029	100%	32,248	0%	19,691,277	6%
3. Caucasian	113,618,254	89%	12,013,617	11%	0	0%	125,229,871	34%	43,724,123	70%	17,509,125	28%	62,263,823	23%	64,249,026	89%	3,895,593	5%	72,052,409	24%	98,422,553	77%	28,144,436	22%
4. Hispanic American	53,493,593	69%	23,021,620	30%	1,075,181	1%	77,590,394	21%	41,868,175	75%	14,246,907	25%	56,115,082	21%	44,694,600	70%	19,001,503	30%	0%	0%	0%	0%	0%	0%
5. Native American	-	-	-	-	-	-	-	-	-	-	-	-	-	-	-	-	-	-	-	-	-	-	-	-
6. Other Minority	12,395,178	83%	2,009,991	14%	444,760	3%	14,849,929	4%	2,405,600	34%	4,295,441	60%	452,288	6%	7,153,329	3%	12,042,785	100%	0	0%	0%	0%	0%	0%
7. Subcontinent Asian American	1,089,548	100%	0	0%	0%	1,089,548	0%	836,066	100%	0	0%	836,066	619,886	100%	0	0%	619,886	0%	619,886	100%	0	0%	619,886	0%
8. Unknown	5,591,750	4%	0	0%	125,421,161	96%	131,012,911	35%	4,686,688	4%	0	0%	112,037,626	96%	116,724,313	44%	3,063,752	2%	0	0%	135,534,402	98%	138,598,154	47%
TOTAL	207,806,610	56%	38,674,937	10%	126,941,102	34%	373,482,649	100%	118,574,838	64%	36,052,473	13%	113,635,889	42%	268,263,200	100%	132,294,574	45%	22,972,499	8%	139,532,202	47%	294,799,275	100%

Contract Type	CONTRACTS PAID ANNUAL REPORTING: 2021						CONTRACTS PAID ANNUAL REPORTING: 2022						CONTRACTS PAID ANNUAL REPORTING: 2023						CONTRACTS PAID ANNUAL REPORTING: 2024					
	TOTAL (SBE + NO SBE GOALS/MEASURES)						TOTAL (SBE + NO SBE GOALS/MEASURES)						TOTAL (SBE + NO SBE GOALS/MEASURES)						TOTAL (SBE + NO SBE GOALS/MEASURES)					
	SBE	NON-SBE	TOTAL				SBE	NON-SBE	TOTAL				SBE	NON-SBE	TOTAL				SBE	NON-SBE	TOTAL			
1. Architectural	3,514,699	45%	4,276,693	55%	7,791,392	7%	3,799,177	26%	10,609,448	74%	14,408,625	11%	6,626,688	26%	19,102,846	74%	25,729,533	16%	7,932,724	28%	20,267,691	72%	28,200,415	13%
2. Design	17,098	14%	104,970	86%	122,068	0%	293,004	100%	0	0%	293,004	0%	25,274	3%	721,423	97%	756,707	0%	273,507	18%	1,250,888	82%	1,524,395	1%
3. EDP	4,944,130	38%	8,085,468	62%	13,029,578	12%	7,128,034	36%	12,625,360	64%	19,753,394	15%	7,056,995	35%	13,230,736	65%	20,287,931	13%	10,351,282	40%	15,217,598	60%	25,568,880	12%
4. Engineering	17,234,850	19%	72,522,206	81%	89,757,056	81%	19,067,753	20%	77,453,025	80%	96,520,778	74%	19,772,819	18%	92,691,359	82%	112,464,178	71%	27,423,503	17%	136,851,638	83%	164,275,141	75%
TOTAL	25,710,758	23%	84,989,337	77%	110,700,095	100%	30,287,967	23%	100,687,833	77%	130,975,800	100%	33,481,375	21%	125,756,374	79%	159,287,749	100%	45,981,016	21%	173,587,815	79%	219,568,831	100%

Ethnicity Type	CONTRACTS PAID DEMOGRAPHICS ANNUAL REPORTING: 2021							CONTRACTS PAID DEMOGRAPHICS ANNUAL REPORTING: 2022							CONTRACTS PAID DEMOGRAPHICS ANNUAL REPORTING: 2023							CONTRACTS PAID DEMOGRAPHICS ANNUAL REPORTING: 2024								
	TOTAL (SBE + NO SBE GOALS/MEASURES)							TOTAL (SBE + NO SBE GOALS/MEASURES)							TOTAL (SBE + NO SBE GOALS/MEASURES)							TOTAL (SBE + NO SBE GOALS/MEASURES)								
	Male	Female	Unknown	TOTAL	Male	Female	Unknown	TOTAL	Male	Female	Unknown	TOTAL	Male	Female	Unknown	TOTAL	Male	Female	Unknown	TOTAL										
1. Asian Pacific American	4,130,283	100%	0	0%	0	4,130,283	4%	3,736,622	97%	100,159	3%	0	3,836,781	3%	2,242,430	100%	2,551	0	2,244,981	1%	3,888,932	100%	0	3,888,932	2%					
2. Black American	6,430,345	89%	817,286	11%	0	7,247,631	7%	6,746,769	93%	521,191	7%	0	7,267,960	0%	9,975,638	96%	468,517	4%	10,445,155	7%	12,166,103	100%	15,686	0	12,181,789	6%				
3. Caucasian	18,044,922	68%	8,126,765	31%	438,091	2%	26,609,778	24%	35,736,101	76%	11,078,611	23%	34,236,15	1%	47,157,048	36%	44,763,143	81%	10,061,957	18%	47,978,88	1%	55,304,883	35%						
4. Hispanic American	32,031,799	79%	8,525,187	21%	0	40,556,986	37%	34,902,482	77%	10,244,188	23%	0	45,146,667	34%	38,638,443	72%	14,732,050	28%	0	53,170,492	34%	57,189,290	74%	20,147,314	26%	0	77,131,604	85%		
5. Native American	-	-	-	-	-	-	-	-	-	-	-	-	-	-	-	-	-	-	-	-	-	-	-	-	-					
6. Other Minority	6,858,800	88%	694,946	9%	246,417	3%	7,800,163	7%	4,120,486	84%	644,862	13%	127,474	3%	4,892,822	4%	3,424,398	83%	692,675	10%	122,361	3%	4,149,434	3%	929,039	53%	777,781	44%	99,066	2%
7. Subcontinent Asian American	80,016	92%	7,400	8%	0	87,416	0%	257,388	100%	0	0%	257,388	0%	169,176	100%	0	169,176	0%	562,474	100%	0	562,474	0%	0	562,474	0%				
8. Unknown	3,815,239	16%	0	0%	20,452,600	84%	24,267,838	22%	5,267,305	23%	0	0%	17,149,830	77%	22,417,135	17%	6,712,310	20%	0	33,554,627	21%	5,915,872	11%	49,411,313	89%	55,327,185	89%	55,327,185	100%	
TOTAL	71,391,403	64%	18,171,584	16%	21,137,107	5%	110,700,095	100%	90,767,153	69%	22,589,008	17%	17,619,639	13%	130,975,800	100%	105,925,338	67%	25,867,751	16%	27,444,461	17%	159,287,749	100%	137,744,514	63%	31,239,093	14%	219,565,831	100%

NOTES

¹As a result of two landmark cases (Engineering Contractors Association v. Metropolitan Dade County and Hershell Gill Consulting Engineers, Inc. v. Miami-Dade County) Miami-Dade County's three Small Business Enterprise (SBE) programs in Construction, A&E, and Goods and Services are race and gender neutral.

²The capturing of demographic data is based on voluntary information provided and/or entered by prime and sub-contractors.

³Payments reported may be from contracts awarded outside the reporting period.

Miami-Dade County Small Business Enterprise (SBE) Architectural & Engineering Program
Yearly Report

CONTRACTS AWARDED ANNUAL

1

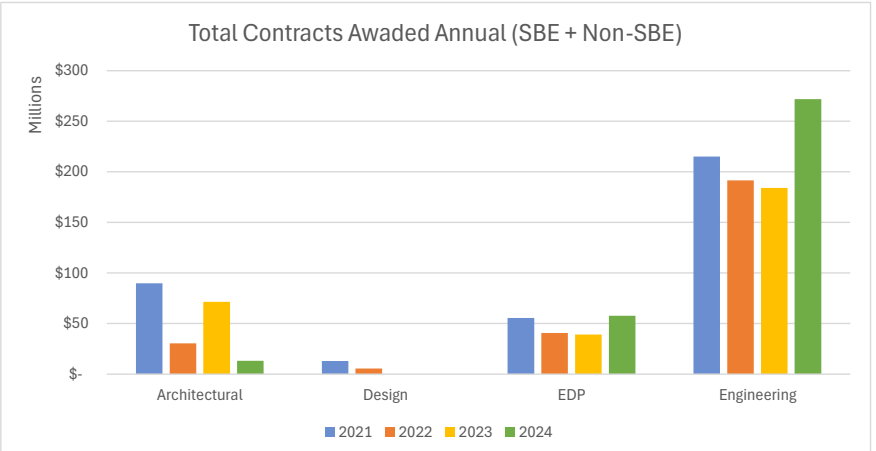
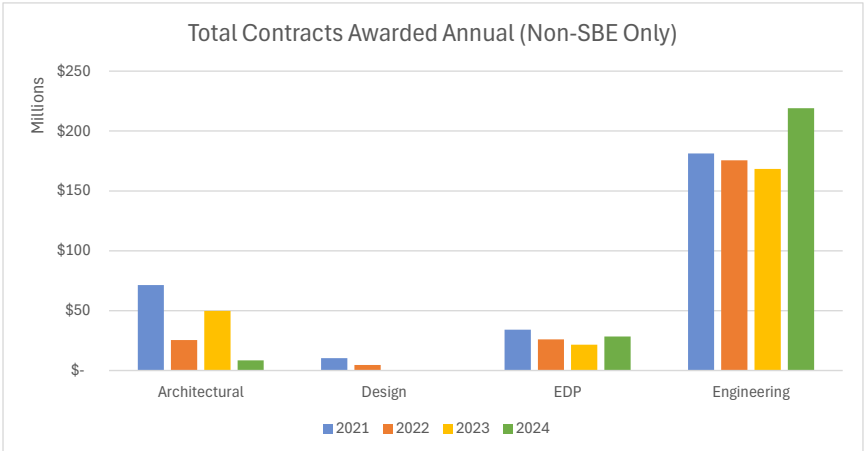
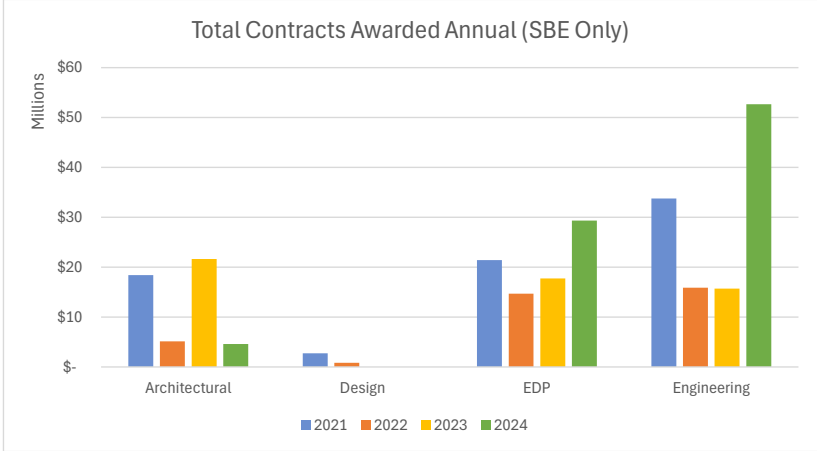
TOTAL CONTRACTS AWARDED ANNUAL (SBE ONLY)				
	2021	2022	2023	2024
Architectural	\$ 18,404,337	\$ 5,118,272	\$ 21,644,421	\$ 4,622,064
Design	\$ 2,722,891	\$ 827,063	\$ -	\$ -
EDP	\$ 21,417,528	\$ 14,698,778	\$ 17,749,578	\$ 29,349,732
Engineering	\$ 33,758,488	\$ 15,889,706	\$ 15,695,917	\$ 52,656,090
Total	\$ 76,303,245	\$ 36,533,819	\$ 55,089,916	\$ 86,627,886

2

TOTAL CONTRACTS AWARDED ANNUAL (NON-SBE ONLY)				
	2021	2022	2023	2024
Architectural	\$ 71,399,922	\$ 25,394,523	\$ 49,792,241	\$ 8,564,337
Design	\$ 10,304,259	\$ 4,686,688	\$ -	\$ -
EDP	\$ 34,135,946	\$ 26,082,988	\$ 21,511,438	\$ 28,375,942
Engineering	\$ 181,339,278	\$ 175,565,182	\$ 168,405,680	\$ 219,133,579
Total	\$ 297,179,404	\$ 231,729,381	\$ 239,709,359	\$ 256,073,859

3

TOTAL CONTRACTS AWARDED ANNUAL (SBE + NON-SBE)				
	2021	2022	2023	2024
Architectural	\$ 89,804,259	\$ 30,512,795	\$ 71,436,663	\$ 13,186,401
Design	\$ 13,027,150	\$ 5,513,750	\$ -	\$ -
EDP	\$ 55,553,474	\$ 40,781,766	\$ 39,261,016	\$ 57,725,675
Engineering	\$ 215,097,766	\$ 191,454,889	\$ 184,101,596	\$ 271,789,669
Total	\$ 373,482,649	\$ 268,263,200	\$ 294,799,275	\$ 342,701,745



CONTRACTS PAID ANNUAL

4

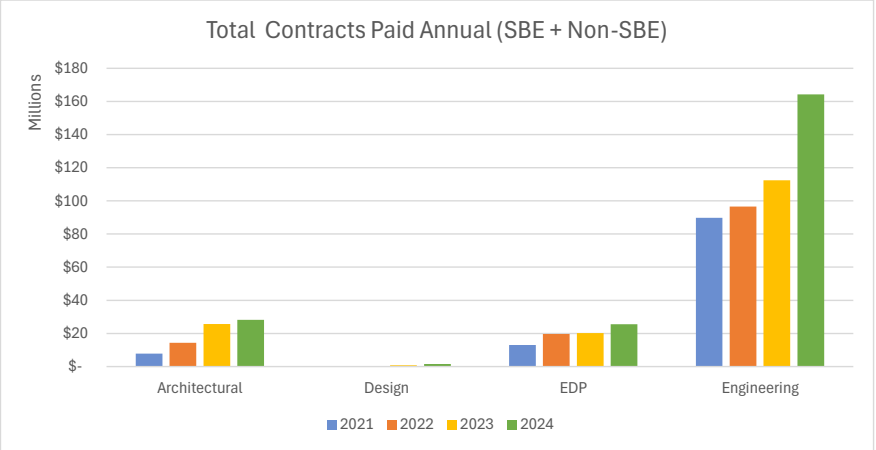
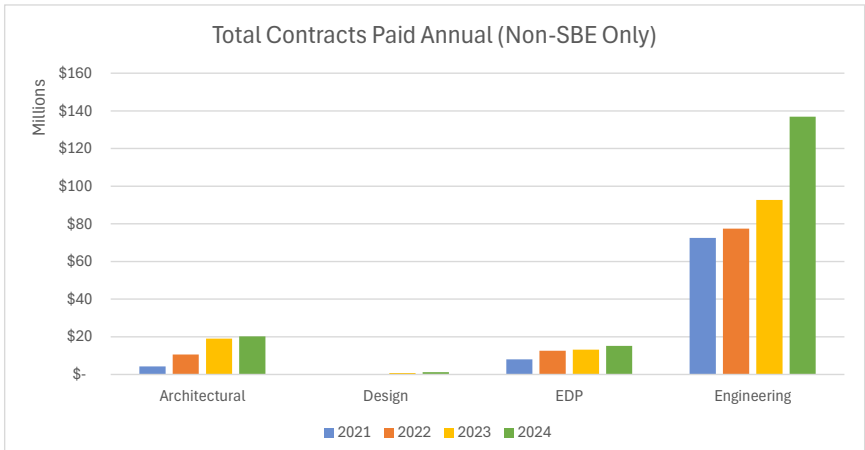
TOTAL CONTRACTS PAID ANNUAL (SBE ONLY)				
	2021	2022	2023	2024
Architectural	\$ 3,514,699	\$ 3,799,177	\$ 6,626,688	\$ 7,932,724
Design	\$ 17,098	\$ 293,004	\$ 25,274	\$ 273,507
EDP	\$ 4,944,110	\$ 7,128,034	\$ 7,056,595	\$ 10,351,282
Engineering	\$ 17,234,850	\$ 19,067,753	\$ 19,772,819	\$ 27,423,503
Total	\$ 25,710,758	\$ 30,287,967	\$ 33,481,375	\$ 45,981,016

5

TOTAL CONTRACTS PAID ANNUAL (NON-SBE ONLY)				
	2021	2022	2023	2024
Architectural	\$ 4,276,693	\$ 10,609,448	\$ 19,102,846	\$ 20,267,691
Design	\$ 104,970	\$ -	\$ 731,433	\$ 1,250,888
EDP	\$ 8,085,468	\$ 12,625,360	\$ 13,230,736	\$ 15,217,598
Engineering	\$ 72,522,206	\$ 77,453,025	\$ 92,691,359	\$ 136,851,638
Total	\$ 84,989,337	\$ 100,687,833	\$ 125,756,374	\$ 173,587,815

6

TOTAL CONTRACTS PAID ANNUAL (SBE + NON-SBE)				
	2021	2022	2023	2024
Architectural	\$ 7,791,392	\$ 14,408,625	\$ 25,729,533	\$ 28,200,415
Design	\$ 122,068	\$ 293,004	\$ 756,707	\$ 1,524,395
EDP	\$ 13,029,578	\$ 19,753,394	\$ 20,287,331	\$ 25,568,880
Engineering	\$ 89,757,056	\$ 96,520,778	\$ 112,464,178	\$ 164,275,141
Total	\$ 110,700,095	\$ 130,975,800	\$ 159,237,749	\$ 219,568,831



SBE -CONSTRUCTION AWARD DATA

Certified	No	Yes	Total
Contract Type	Retained Award	Retained Award	Retained Award
Construction	\$2,268,889,556.20	\$356,491,383.45	\$2,625,380,939.65
Construction - MCC 7040	\$11,641,445.87	\$313,086,736.32	\$324,728,182.19
Construction - MCC 7360	\$195,764,668.50	\$220,646,640.19	\$416,411,308.69
Design/Build	\$703,901,993.49	\$89,619,411.39	\$793,521,404.88
Leases	\$96,182,064.08	\$13,896,155.00	\$110,078,219.08
Owner Direct Purchase	\$0.00	\$0.00	\$0.00
Total	\$3,276,379,728.14	\$993,740,326.35	\$4,270,120,054.49

Applied filters:

Start Date is on or after 1/1/2021 and is before 1/1/2025

Contract Type is Build, Construction, Construction - MCC, Construction - MCC 7040,
Construction - MCC 7360, Design/Build, Leases, or Owner Direct Purchase

Start Date is on or after 11/1/2021

Jackson Health System Report

Jackson Health System A/E Awards January 2025					
Miami-Dade County EDP / Continuing Term Contracts / RFQs					
SBE Part.	Total Award	SBE Prime?	Firm	SBE Part.	Project Title
\$0.00	\$99,774.10	N	Terracon Consultants	0.00%	Materials Testing Services CO#3 for the JMMC ED Expansion Project
\$0.00	\$99,774.10	0 of 1 projects to SBE primes		0.00%	Overall SBE A/E Participation
\$32,098.53	\$142,201.45	2 of 5 projects to SBE primes		22.57%	Overall SBE A/E Participation
\$32,098.53	\$241,975.55	2 of 6 projects to SBE primes		13.27%	Overall SBE A/E Participation

Jan. 2025 (Current Period)

Dec. 2024 (Current Period)

Reporting Period Summary

Jackson Health System A/E Awards December 2024					
Miami-Dade County EDP / Continuing Term Contracts / RFQs					
SBE Part.	Total Award	SBE Prime?	Firm	SBE Part.	Project Title
\$18,598.53	\$18,598.53	Y	FR Aleman and Associates	100.00%	Surveying Services for the land swap between JHS and Miami-Dade College
\$8,500.00	\$8,500.00	Y	Red Design Group	100.00%	A/E Services CO#3 for the ACC-West Basement Renovation Project Addt'l Services
\$5,000.00	\$5,000.00	N	HKS Architects	100.00%	A/E Services CO#4 for DTC ICU Pavilion 4th Floor Buildout for Addt'l Services
\$0.00	\$63,259.41	N	O'Donnell & Nacarrato (formerly Douglas Wood Associates)	0.00%	SEoR Services CO#4 for Green Garage Repairs Project Addt'l Services
\$0.00	\$46,843.51	N	O'Donnell & Nacarrato (formerly Douglas Wood Associates)	0.00%	SEoR Services CO#4 for Red Garage Repairs Project
\$32,098.53	\$142,201.45	2 of 5 projects to SBE primes		22.57%	Overall SBE A/E Participation
\$188,612.91	\$200,694.39	5 of 7 projects to SBE primes		93.98%	Overall SBE A/E Participation
\$204,710.49	\$510,650.34	6 of 12 projects to SBE primes		40.09%	Overall SBE A/E Participation
\$329,127.73	\$591,415.25	8 of 13 projects to SBE primes		55.65%	Overall SBE A/E Participation
\$615,157.31	\$698,121.99	10 of 15 projects to SBE primes		88.12%	Overall SBE A/E Participation
\$386,725.35	\$448,780.99	7 of 9 projects to SBE primes		86.17%	Overall SBE A/E Participation
\$47,854.40	\$517,629.22	2 of 7 projects to SBE primes		9.24%	Overall SBE A/E Participation
\$1,804,286.72	\$3,109,493.63	40 of 68 projects to SBE primes		58.03%	Overall SBE A/E Participation

Dec 2024 (Current Period)

Oct-Nov 2024

Aug-Sept 2024

June-July 2024

April-May 2024

Feb.-March 2024

Jan. 2024

2024 Summary

Task Log

SBE - A&E Advisory Board Task Log As of March 2025				
#	Task	Department	Comment	Status
1	Chairman Crespi recommended that the Seaport Department representatives submit a bi-monthly report in comparison to the report presented.	Seaport Department	Report will be presented at meeting	Completed
2	Mr. Brett Moss suggested sending Seaport the entire list of questions. Mr. Skinner agreed that it would be beneficial if the questions can be sent to Seaport Chief Frank Ramirez, Ms. Andres, and himself.	Office of Small Business Development	Questions sent to Seaport Chief and Reps	Completed
3	Ms. Castellanos requested the questions for the county departments be added to the minutes of the last meeting. Ms. Castellanos clarified that she only wanted to add the questions the board wanted answered by the visiting departments, not the questions that were removed.	Office of Small Business Development	Board questions added to Nov. 13th meeting minutes	Completed
4	The board agreed to invite a representative from the Aviation Department to the next meeting. The Board agreed to send the entire list of questions to the visiting county departments prior to the meeting	Office of Small Business Development	Aviation Dept. invited to attend advisory board meeting and board questions were sent to the aviation department	Attending
5	Ms. Yvette Argudin requested information that clarifies the county department acronym listed on the dashboard printout. Ms. Johnson stated that this dashboard printout can be provided on a bi-monthly basis if the board desires.	Office of Small Business Development	Pending report from ITD	Pending
6	Ms. Laurie Johnson (SBD) clarified that the payment and award data in the Utilization report originated from the INFORMS system, which displays certain projects as PSA when they were actually architectural or engineering projects. She acknowledged the discrepancy and assured the board that the report would be edited to properly identify these projects.	Office of Small Business Development	Utilization Report updated to display architecture and engineering.	Completed
7	Ms. Johnson stated that SBD can develop a separate project specific report which isolates Design Build projects. Mr. Raul Velarde replied that a Design Build report would be interesting to see because the Utilization report shows zero for architecture.	Office of Small Business Development	Design Build Report prepared	Completed