

**SMALL BUSINESS ENTERPRISE
CONSTRUCTION
ADVISORY BOARD PACKET**

August 20, 2018

TABLE OF CONTENTS

AGENDA

MCC-8-10	1
CRUISE TERMINAL F UPGRADES	2
JACKSON/HEALTH/PHT –JOC	3
PROJECT A – (OHL Arellano Construction Co.)	4
PROJECT D – (Skanska USA Building, Inc.)	5
PROJECT F- (Turner Construction Company)	6
SBE Construction Business Outreach & Education (BOE)	7
SBE Construction Project Review & Financial Assistance Report	8
Bonding & Financial Assistance Program	9
SBE Construction Certification Report	10
JUNE 20, 2018 MEETING MINUTES	11

**Miami-Dade County
SMALL BUSINESS ENTERPRISE - CONSTRUCTION
ADVISORY BOARD MEETING
Monday, June 20, 2018
Stephen P. Clark Center, 111 N.W. 1st Street,
19th Floor Conference Room
AGENDA**

- I. Welcome/Introductions**
- II. Construction Management Quarterly Reporting**
- **Miscellaneous Construction Contract MCC-8-10**
.....*Ionnie McNeil*
MCM Corporation
 - **MIA-Design Build Services for Cruise Terminal F Upgrades**
.....*Carlos Arniella*
MCM Corporation
 - **Jackson Health/PHT – Job Order Contract Status**
.....*Teodoro Carrasco*
Director of Procurement/Construction
 - **Project A- Jackson North Medical Center (OHL Arellano Construction Co.)**
.....*Robert Herold*
 - **Project D- JMH Main Floor Modernizations (Skanska USA Building, Inc.)**
.....*Frank Longo*
 - **Project F- Jackson Rehabilitation Hospital (Turner Construction Company)**
.....*Robert Leyva*
- III. SBD Section Reports**
- **SBE – Construction Business Outreach and Education**.....*Lawanda WrightRobinson*
SBD Business Outreach & Education
 - **SBE – Construction Project Review & Financial Assistance**.....*Laurie Johnson*
SBD Project Review/Analysis
 - **SBE – Construction Utilization Report**..... *Tracie Auguste*
SBD Policy and Legislation Management
 - **SBE – Construction Certification Update Report**.....*Claudious Thompson*
SBD Certification
- IV. Old Business**
- Approval June 18, 2018 Meeting Minutes

V. New Business

- Request for future agenda items

I. Firm Input- Opportunity for Public Input

II. Adjournment

NEXT BOARD MEETING: Monday, October 15, 2018 at 1:00 p.m.



Delivering Excellence Every Day

**MIAMI-DADE
COUNTY**

Project #	Project Name	Prime		Start Date	Contract Award	CSBE Award	Amount Paid to GC	Amount Paid to CSBE	CSBE Part.	% Complete
8-10	Key Management Staff	MCM		3/1/12	\$ 5,915,262.00		\$ 5,402,727.68		18%	91.34%
	18% of Pre Const. Fee only (\$177,980.00)		MCO Construction	3/1/12		\$ 1,445,227.88		\$ 922,523.36	24%	63.83%
R044A	MIA-Hotel Lobby/Public Space Renovations	MCM			\$ 3,642,865.18		\$ 3,642,865.18		77%	100.00%
			Cityworks Construction, LLC			\$ 211,515.18		\$ 211,515.18	6%	100.00%
			Fleites Construction Group			\$ 180,243.08		\$ 180,243.08	5%	100.00%
			Metro Infrastructure, Corp.			\$ 248,598.15		\$ 248,598.15	7%	100.00%
			A-1 All Florida Painting, Inc.			\$ 105,286.30		\$ 105,286.30	3%	100.00%
			Fleites Construction Group			\$ 114,965.18		\$ 114,965.18	3%	100.00%
			World of Frameless Glass, Inc			\$ 190,861.29		\$ 190,861.29	5%	100.00%
			Metro Infrastructure, Corp.			\$ 317,145.09		\$ 317,145.09	9%	100.00%
			EPIC Consultants, Inc.			\$ 190,878.43		\$ 190,878.43	5%	100.00%
			A-1 All Florida Painting, Inc.			\$ 13,821.29		\$ 13,821.29	0%	100.00%
			Century Fire, Inc.			\$ 156,362.84		\$ 156,362.84	4%	100.00%
			Peoples Plumbing & Mechanical			\$ 212,121.58		\$ 212,121.58	6%	100.00%
			DODEC, Inc.			\$ 185,778.57		\$ 185,778.57	5%	100.00%
			Thevenin Enterprises, Inc.			\$ 667,035.06		\$ 667,035.06	18%	100.00%
R107A	MIA- Midfield Fire Station Modification	MCM			\$ 239,258.00		\$ 239,258.00		91%	100.00%
			EPIC Consultants, Inc.			\$ 66,141.00		\$ 66,141.00	28%	100.00%
			Xpress Painting, Inc.			\$ 62,480.00		\$ 62,480.00	26%	100.00%
			Ruben Electric Technology, Inc.			\$ 88,200.00		\$ 88,200.00	37%	100.00%
B313A	MIA- So. Terminal 5th Floor Mechanical Room	MCM			\$ 34,920.67		\$ 34,920.67		82%	100.00%
			EPIC Consultants, Inc.			\$ 12,795.00		\$ 12,795.00	37%	100.00%
			DL & RR Services, LLC			\$ 1,364.00		\$ 1,364.00	4%	100.00%
			Ruben Electric Technology, Inc.			\$ 14,647.00		\$ 14,647.00	42%	100.00%
D022A	MIA-Central Marketplace - Phase II & III	MCM			\$ 3,239,965.32		\$ 3,239,965.32		26%	100.00%
			Lunacon Construction Group, Inc.			\$ 274,607.51		\$ 274,607.51	8%	100.00%
			ABC Construction, Inc.			\$ 10,900.00		\$ 10,900.00	0%	100.00%
			C.L. Elias Construction, Inc.			\$ 44,937.00		\$ 44,937.19	1%	100.00%
			A-1 All Florida Painting, Inc.			\$ 12,195.00		\$ 12,195.00	0%	100.00%
			Century Fire, Inc.			\$ 18,425.00		\$ 18,425.00	1%	100.00%
			Richlin Plumbing, Inc.			\$ 35,219.00		\$ 35,219.00	1%	100.00%
			Sunshine State Air Conditioning			\$ 81,535.71		\$ 81,535.71	3%	100.00%
			Tropical Electric			\$ 369,221.00		\$ 369,221.00	11%	100.00%
780KD11	NTD-FPL Vaults #1, #2, & 5 Fire Rated Damper	AAP			\$ 202,921.85		\$ 202,921.85		90%	100.00%
			AAP Construction			\$ 183,176.00		\$ 183,176.31	90%	100.00%
S089A	MIA-NTD FIS Re-Check	MCM			\$ 5,330,950.90		\$ 5,330,950.90		46%	100.00%
			New Beach Construction			\$ 195,200.00		\$ 195,200.00		100.00%
			Lunacon Construction Group, Inc.			\$ 43,117.00		\$ 43,117.00	1%	100.00%
			Lunacon Construction Group, Inc.			\$ 123,139.62		\$ 123,139.62	2%	100.00%

Project #	Project Name	Prime		Start Date	Contract Award	CSBE Award	Amount Paid to GC	Amount Paid to CSBE	CSBE Part.	% Complete
			Cityworks Construction, LLC			\$ 302,184.00		\$ 302,183.68	6%	100.00%
			A-1 All Florida Painting, Inc.			\$ 29,250.00		\$ 29,250.00	1%	100.00%
			A-1 All Florida Painting, Inc.			\$ 575,753.89		\$ 575,753.89	11%	100.00%
			C.L. Elias Construction, Inc.			\$ 62,281.89		\$ 62,281.89	1%	100.00%
			New Beach Construction			\$ 289,021.22		\$ 289,021.22	5%	100.00%
			Cityworks Construction, LLC			\$ 68,787.00		\$ 68,787.00	1%	100.00%
			Right Way Painting			\$ 69,960.00		\$ 69,960.00	1%	100.00%
			New Beach Construction			\$ 12,000.00		\$ 12,000.00	0%	100.00%
			Century Fire, Inc.			\$ 141,316.00		\$ 141,315.73	3%	100.00%
			Richlin Plumbing, Inc.			\$ 26,195.00		\$ 26,195.00	0%	100.00%
			Coakley Mechanical			\$ 277,871.00		\$ 277,871.00	5%	100.00%
			Green Light Electric System			\$ 404,629.76		\$ 404,629.76	8%	100.00%
			Supreme Ceilings & Interiors			\$ 7,831.00		\$ 7,831.00	0%	100.00%
D105C	MIA-Dolphin & Flamingo Parking Garages Rep.	MCM			\$ 7,284,481.22		\$ 7,284,481.22		92%	100.00%
			S&K Quality Contractors			\$ 820,420.00		\$ 820,420.00	11%	100.00%
			ABC Construction			\$ 3,293,720.13		\$ 3,189,213.47	45%	96.83%
			Hernandez Metal Fabricators			\$ 222,697.36		\$ 222,697.36	3%	100.00%
			A-1 All Florida Painting, Inc.			\$ 847,480.15		\$ 847,480.15	12%	100.00%
			Inclan Painting			\$ 429,576.67		\$ 429,576.67	6%	100.00%
			S&K Quality Contractors			\$ 504,470.00		\$ 504,470.00	7%	100.00%
			Stone Concept Miami			\$ 164,110.00		\$ 164,110.00	2%	100.00%
			S&K Quality Contractors			\$ 95,874.77		\$ 95,874.30	1%	100.00%
			S&K Quality Contractors			\$ 52,750.00		\$ 52,025.00	1%	98.63%
			Peoples Plumbing & Mechanical			\$ 228,748.19		\$ 228,748.19	3%	100.00%
			Ruben Electric Technology, Inc.			\$ 44,842.60		\$ 29,600.00	1%	66.01%
Q043A	Building 861, 862, & 863	MCM			\$ 750,753.44		\$ 750,753.44		82%	100.00%
			Epic Consultants, Inc.			\$ 86,675.57		\$ 83,373.26	1%	96.19%
			A-1 Florida Painting, Inc.			\$ 9,425.00		\$ 9,425.00	1%	100.00%
			Epic Consultants, Inc.			\$ 66,495.94		\$ 64,853.39	9%	97.53%
			Epic Consultants, Inc.			\$ 58,701.17		\$ 58,701.17	8%	100.00%
			Coakley Mechanical Inc.			\$ 7,750.00		\$ 7,642.75	1%	98.62%
			Thevenin Enterprises, Inc.			\$ 461,136.32		\$ 461,136.32	61%	100.00%
S100A	MIA-Conc G Switchgear Replacement	MCM			\$ 1,983,200.99		\$ 1,885,718.97		90%	95.08%
			Solares Electric			\$ 1,787,494.99		\$ 1,742,812.47	90%	97.50%
V040A-1	MIA Satellite E Pavement Rehab. Pkg. 1 MOT/E	MCM		12/28/15	\$ 1,558,104.11		\$ 1,470,769.42		86%	94.39%
			ABC Construction			\$ 597,844.46		\$ 516,187.87	38%	86.34%
			Roberts Traffic & Markings			\$ 347,450.82		\$ 330,078.29	22%	95.00%
			Jador International			\$ 290,984.07		\$ 275,744.22	19%	94.76%
			Ameradrain Plumbing			\$ 92,624.00		\$ 40,493.75	6%	43.72%
			Peoples Plumbing & Mechanical			\$ 6,899.83		\$ 6,554.84	0%	95.00%

Project #	Project Name	Prime		Start Date	Contract Award	CSBE Award	Amount Paid to GC	Amount Paid to CSBE	CSBE Part.	% Complete
	MIA-Quick Response Project Order	MCM		SAO #	\$ 1,778,089.49		\$ 1,642,192.23		68%	92.36%
	Budget = \$2,200,000.00		Fleites Construction	43		\$ 87,423.00		\$ 93,452.39	5%	106.90%
			A-1 All Florida Painting, Inc.	43		\$ 197,800.00		\$ 197,800.00	11%	100.00%
			Thevenin Enterprises	43		\$ 13,368.83		\$ 13,368.83	1%	100.00%
			C.L. Elias Construction	37		\$ 114,764.00		\$ 93,667.47	6%	81.62%
			A-1 All Florida Painting, Inc.	37		\$ 2,725.00		\$ 2,725.00	0%	100.00%
			Century Fire	37		\$ 14,500.00		\$ 14,500.00	1%	100.00%
			Coakley Mechanical Inc.	37		\$ 13,800.00		\$ 13,800.00	1%	100.00%
			Ruben Electric Technology, Inc.	37		\$ 56,500.00		\$ 56,500.00	3%	100.00%
			Fleites Construction	37		\$ 10,500.00		\$ 1,953.85	1%	18.61%
			C.L. Elias Construction	39		\$ 14,336.55		\$ 6,115.00	1%	42.65%
			Century Fire	39		\$ 1,953.85		\$ 1,953.85	0%	100.00%
			Coakley Mechanical Inc.	39		\$ 6,115.00		\$ 6,115.00	0%	100.00%
			Inclan Painting	41		\$ 86,500.00		\$ 86,500.00	5%	100.00%
			Jador International	42		\$ 29,600.00		\$ 29,600.00	2%	100.00%
			Epic Consultants, Inc.	44		\$ 10,766.56		\$ 10,766.56	1%	100.00%
			Epic Consultants, Inc.	45		\$ 19,343.00		\$ 17,063.00	1%	88.21%
			EPIC Consultant, Inc.	46		\$ 181,370.00		\$ 181,370.00	10%	100.00%
			Ruben Electric Technology, Inc.	46		\$ 10,870.00		\$ 10,793.50	1%	99.30%
			Fleites Construction Group, Inc.	47		\$ 93,452.39		\$ 93,452.39	5%	100.00%
			Epic Consultants, Inc.	48		\$ 15,626.11		\$ 15,626.11	1%	100.00%
			Thevenin Enterprises, Inc.	49		\$ 568.83		\$ 568.83	0%	100.00%
			Epic Consultants, Inc.	50		\$ 12,113.60		\$ 12,113.60	1%	100.00%
			Ruben Electric Technology, Inc.	50		\$ 2,070.00		\$ 540.00	0%	26.09%
			Jador International	51		\$ 49,200.00		\$ 46,740.00	3%	95.00%
			Epic Consultants, Inc.	52		\$ 3,730.38		\$ 3,730.38	0%	100.00%
			Jador International	53		\$ 50,879.55		\$ 48,335.57	3%	95.00%
			Paradises Awning	54		\$ 96,494.13		\$ 47,137.22	5%	48.85%
			Ruben Electric Technology, Inc.	54		\$ 14,875.00		\$ 14,131.25	1%	95.00%
			Clearview Electric	56		\$ 125,250.00		\$ 118,099.25	7%	94.29%
			Fleites Construction Group, Inc.	57		\$ 4,330.46		\$ 4,330.46	0%	100.00%
			Jador International	58		\$ 20,843.72		\$ 19,801.53	1%	95.00%
			Fleites Construction	60		\$ 2,556.78		\$ 2,556.78	0%	100.00%
			Coakley Mechanical Inc.	62		\$ 216,700.00		\$ 209,700.00	12%	96.77%
			C.L. Elias Construction	64		\$ 5,690.00		\$ 5,405.49	0%	95.00%
			Ameradrain Plumbing	64		\$ 25,000.00		\$ 23,750.00	1%	95.00%
			Thevenin Enterprises	64		\$ 792.00		\$ 792.00	0%	100.00%
			Coakley Mechanical	67		\$ 20,438.44		\$ 20,438.44	1%	100.00%
			Coakley Mechanical	68		\$ 12,630.00		\$ 12,630.00	1%	100.00%
			Clearview Electric	69		\$ 125,000.00		\$ 115,520.00	7%	92.42%

Project #	Project Name	Prime		Start Date	Contract Award	CSBE Award	Amount Paid to GC	Amount Paid to CSBE	CSBE Part.	% Complete
			Paradises Awning	70		\$ (46,876.00)		\$ (46,876.00)	-3%	100.00%
			Paradises Awning	71		\$ 25,295.62		\$ 25,295.62	1%	100.00%
			Coakley Mechanical	72		\$ (7,552.20)		\$ (7,552.20)	0%	100.00%
			C. L Elias	74		\$ 244.16		\$ 244.16		100.00%
U-055-A	MIA-Int. Renov. Reloc. Of ID Section/Drivers	MCM		4/18/16	\$ 3,021,227.15		\$ 2,939,114.87		91%	97.28%
			AAP Construction (Gen)			\$ 313,519.64		\$ 305,681.65	10%	97.50%
			Paradise Awnings			\$ 73,117.81		\$ 69,461.92	2%	95.00%
			AAP Construction (Carpentry)			\$ 99,132.25		\$ 96,283.44	3%	97.13%
			C.L. Elias Construction			\$ 134,955.94		\$ 131,582.04	4%	97.50%
			World of Frameless Glass			\$ 89,153.81		\$ 84,696.12	3%	95.00%
			Chavez South Florida Interiors			\$ 248,620.11		\$ 242,404.61	8%	97.50%
			AAP Construction (Floor & Ceiling)			\$ 196,013.00		\$ 190,812.38	6%	97.35%
			A-1 All Florida Painting, Inc.			\$ 28,079.40		\$ 26,675.43	1%	95.00%
			Century Fire			\$ 275,462.94		\$ 268,576.37	9%	97.50%
			Al Hill Plumbing			\$ 67,692.00		\$ 64,307.40	2%	95.00%
			Sunshine State Air Conditioning			\$ 295,245.40		\$ 280,483.13	10%	95.00%
			Thevening Enterprises			\$ 923,441.44		\$ 923,441.19	31%	100.00%
V-075-A	MIA-Structural Bridge Repairs No. 3111	MCM			\$552,274.69		\$ 552,274.69		92%	100.00%
			ABC Construction, Inc.			\$205,161.38		\$ 205,161.38	37%	100.00%
			AAP Construction Group Corp.			\$79,784.00		\$ 79,784.00	14%	100.00%
			EPIC Consultants, Inc.			\$98,197.00		\$ 98,197.00	18%	100.00%
			A-1 All Florida Painting, Inc.			\$122,750.00		\$ 122,750.00	22%	100.00%
T-072-D	Lower Concourse E APM Station 4th Floor	MCM			\$2,246,012.33		\$ 2,246,012.33		92%	100.00%
			AAP Construction Group Corp."A"			\$351,657.00		\$ 351,657.00	16%	100.00%
			Paradise Awnings Corporation			\$569,374.16		\$ 569,970.16	25%	100.10%
			AAP Construction Group Corp."D"			\$147,508.03		\$ 147,508.03	7%	100.00%
			AAP Construction Group Corp."E"			\$218,185.20		\$ 218,185.20	10%	100.00%
			A1-All Florida Painting, Inc			\$18,600.00		\$ 18,600.00	1%	100.00%
			Century Fire, Inc.			\$155,062.50		\$ 111,987.50	7%	72.22%
			Coakley Mechanical, Inc.			\$114,500.00		\$ 114,500.00	5%	100.00%
			Solares Electrical Serivces			\$497,718.85		\$ 497,718.85	22%	100.00%
V-043-A	Central Ticket Counters F, G Phase 1	MCM		9/23/16	\$ 771,071.17		\$ 771,071.17		89%	100.00%
			C. L. Elias Construction, Inc			\$114,390.79		\$ 114,390.79	15%	100.00%
			Paradise Awnings Corp			\$48,264.50		\$ 39,201.33	6%	81.22%
			ABC Construction, Inc			\$69,305.93		\$ 69,305.93	9%	100.00%
			Everett Painting Company, Inc			\$5,710.21		\$ 5,710.21	1%	100.00%
			C. L. Elias Construction, Inc			\$13,997.00		\$ 13,997.00	2%	100.00%
			DAC Air Conditioning Corp			\$119,970.00		\$ 119,970.00	16%	100.00%
			Jador International Corp			\$316,024.55		\$ 316,024.55	41%	100.00%
			National Fire Protection			\$10,536.83		\$ 10,513.65	1%	99.78%

Project #	Project Name	Prime		Start Date	Contract Award	CSBE Award	Amount Paid to GC	Amount Paid to CSBE	CSBE Part.	% Complete
U-037-A	United Airlines Colocation ATO Renovations	MCM		9/16/16	\$ 361,453.93		\$ 361,453.93		99%	100.00%
			Delka Innovo Group			\$31,113.45		\$ 31,113.45	9%	100.00%
			Paradise Awnings Corp			\$33,814.03		\$ 600.00	9%	1.77%
			Delka Innovo Group			\$65,137.00		\$ 65,137.00	18%	100.00%
			Delka Innovo Group			\$4,173.00		\$ 4,173.00	1%	100.00%
			Epic Consultants, Inc			\$33,347.92		\$ 33,347.92	9%	100.00%
			Epic Consultants, Inc			\$23,101.00		\$ 21,985.00	6%	95.17%
			Everett Painting Company, Inc			\$8,709.49		\$ 8,709.49	2%	100.00%
			Delka Innovo Group			\$10,953.51		\$ 10,953.51	3%	100.00%
			DAC Air Conditioning Corp			\$42,445.78		\$ 42,445.78	12%	100.00%
			Al Hill Plumbing Corp			\$17,565.00		\$ 17,565.00	5%	100.00%
			National Fire Protection			\$10,536.83		\$ 10,513.65	3%	99.78%
			Thevenin Enterprises, Inc			\$87,860.79		\$ 40,355.69	24%	45.93%
T074-T	E-FIS Emergency Renovations, 1st Level	MCM		2/28/17	\$ 1,878,855.28		\$ 1,846,018.00		68%	98.25%
			A1-All Florida Painting, Inc			\$36,797.90		\$ 34,958.01	2%	95.00%
			AAP Construction Group Corp.			\$805,851.07		\$ 805,551.00	43%	99.96%
			Century Fire, Inc.			\$113,870.21		\$ 111,023.45	6%	97.50%
			Jador International Corp			\$323,545.06		\$ 315,456.43	17%	97.50%
T072-H	E-FIS Renovation Security & Access Control	MCM		8/29/17	\$ 1,406,718.51		\$ 1,168,868.32		13%	83.09%
			Jador International Corp			\$177,297.86		\$ 168,432.97	13%	95.00%
X045A	Conc. J Gate 3 - EDS Room	MCM		9/9/17	\$ 400,273.02		\$ 400,273.02		78%	100.00%
			AAP Consrucion Group Corp.			\$83,643.00		\$ 83,643.00	21%	100.00%
			AAP Consrucion Group Corp.			\$15,250.00		\$ 15,250.00	4%	100.00%
			AAP Consrucion Group Corp.			\$38,450.00		\$ 38,450.00	10%	100.00%
			Ameradrain Plumbing			\$47,800.24		\$ 47,800.24	12%	100.00%
			Thevenin Enterprises Inc.			\$112,863.75		\$ 112,863.75	28%	100.00%
			Jordim International			\$63,785.50		\$ 63,785.50	3%	100.00%
T072-H	E-FIS Renovation Third Level	MCM		8/29/17	\$ 411,128.37		\$ 332,904.83		68%	80.97%
			EPIC Consultant			\$117,932.97		\$ 108,550.60	29%	92.04%
			World of Frameless Glass			\$6,950.00		\$ 6,602.50	2%	95.00%
			EPIC Consultant			\$20,003.00		\$ 19,002.50	5%	95.00%
			Century Fire			\$32,380.00		\$ 30,761.00	8%	95.00%
			American Commerical Services			\$22,455.00		\$ 21,332.25	5%	95.00%
			Thevenin Enterprises			\$79,021.88		\$ 75,070.79	19%	95.00%
U010-T	Satellite E AHU-1 Replacement	MCM		9/13/17	\$ 423,052.98		\$ 345,521.95		81%	81.67%
			Paradise Construction			\$30,277.00		\$ 25,127.50	7%	82.99%
			AAP Construction Group Corp			\$8,640.00		\$ 8,208.00	2%	95.00%
			American Commerical Services			\$263,325.00		\$ 230,380.25	62%	87.49%
			Century Fire			\$14,075.01		\$ 12,563.76	3%	89.26%
			Thevenin Enterprises			\$26,188.93		\$ 20,045.00	6%	76.54%

Page 6 of 8

Project #	Project Name	Prime		Start Date	Contract Award	CSBE Award	Amount Paid to GC	Amount Paid to CSBE	CSBE Part.	% Complete
			Thevenin Enterprises, Inc.			\$ 8,470.00		\$ 8,470.00	6%	100.00%
781-016	MIA-NTD BHS Parts Storage Ramp Level MEP	MCM			\$ 567,754.58		\$ 567,754.58		92%	100.00%
	No Measures - Emergency Job		Coakley Mechanical Inc.			\$ 109,928.00		\$ 109,927.50	19%	100.00%
			Thevenin Enterprises, Inc.			\$ 89,145.70		\$ 88,895.50	16%	99.72%
			C. L. Elias Construction			\$ 121,838.92		\$ 121,838.92	21%	100.00%
			Fleites Construction			\$ 111,426.00		\$ 11,426.00	20%	10.25%
			Hernandez Metal Fabricators			\$ 77,500.00		\$ 77,500.00	14%	100.00%
			Century Fire			\$ 10,857.00		\$ 10,856.94	2%	100.00%
T072A-2	MIA Lower Conc. E Checkpoint Interior	MCM			\$ 153,938.99		\$ 153,938.99		83%	100.00%
	No Measures - Emergency Job		Senaia International			\$ 127,550.00		\$ 127,550.00	83%	
V040A-4	MIA-Satellite E Pavement Rehab- Fueling Pkg.4	Cherokee		12/28/15	\$ 14,892,341.52		\$ 13,434,049.06		0%	90.21%
	No Available SBE/Const. Firm		Cherokee Enterprises, Inc.			\$ 13,615,267.09		\$ 12,439,229.86	0%	91.36%
W-001-A	MIA Overhead Utility Bridge #36 -Emerg. Work			3/11/16	\$ 4,064,048.73		\$ 2,967,289.63		85%	73.01%
			Weathertrol			\$ 546,094.00		\$ 546,094.00	13%	100.00%
			Jador International			\$ 2,719,446.23		\$ 1,528,766.63	67%	56.22%
			Fleites Construction			\$ 408,380.22		\$ 408,380.22	10%	100.00%
	Subtotal (No Measures)				\$ 31,711,924.97	.	\$ 29,156,873.41	\$ -	0%	

PROJECTS WITH SBE/CONSTRUCTION GOALS

Project #	Project Name	Prime	SBE/Const. Subcontractor	Start Date	Contract Award	SBE/Const.	Amount Paid to GC	Amount Paid to All Subs	SBE/C Part.	% Complete
V040A-3	MIA-Sat.E Pavement Rehab-Pkg.3 Asphalt	MCM		12/28/15	\$ 1,167,666.27		\$ 887,924.46		6%	76.04%
	SBE/CONSTRUCTION GOAL (6%)		General Asphalt - Prime		\$ 1,016,955.55			\$ 818,332.79		
		SBE Firm	Quality Construction Performance			\$ 58,757.94			6%	
V040A-2	MIA-Sat.E Pavement Rehab-Pkg. 2 Concrete	MCM			\$ 3,879,068.34		\$ 3,006,246.38		15%	77.50%
	SBE/CONSTRUCTION GOAL (15%)		Cherokee Enterprises - Prime		\$ 3,176,549.65			\$ 2,515,618.94		
		SBE Firm	A&M Brothers Concrete & Drainage			\$ 617,075.00			15%	
	TOTAL SBE/Construction PARTICIPATION				\$ 5,046,734.61				6%	

	TOTAL SBE/CONSTRUCTION PARTICIPATION				\$ 82,159,540.00	\$ 30,928,982.11			38%	
--	--------------------------------------	--	--	--	------------------	------------------	--	--	-----	--

PROJECTS WITH DBE GOALS

Project #	Project Name	Prime	DBE Subcontractor	Start Date	Contract Award	DBE Award	Amount Paid to GC	Amount Paid to All Subs	DBE Part.	% Complete
P046A	MIA-Central Chiller Plant Refurb. & Modif.	MCM		12/28/12	\$ 9,950,599.06		\$ 9,950,599.06	\$ 8,903,894.29	24%	100.00%
	DBE Goal (15%)		Multiple DBE Subcontractors	Page 7 of 8		\$ 2,367,357.75		\$ 2,367,357.75	24%	100.00%

Project #	Project Name	Prime		Start Date	Contract Award	CSBE Award	Amount Paid to GC	Amount Paid to CSBE	CSBE Part.	% Complete
	TOTAL DBE PARTICIPATION				\$ 9,950,599.06	\$ 2,367,357.75			24%	

Community Small Business Enterprises
CSBE Advisory Board Report
Annual Report from June thru August 31, 2018

Munilla Construction Management (MCM)

Project #	Project Name	Ethnic Race	Gender	Prime	Start Date	Contract Award	CSBE Award	Amount Paid to GC	Amount Paid to CSBE	CSBE Part.	% Complete
2015-055	MIA-Design Build Services for Cruise Terminal F Upgrades			MCM		\$ 37,591,204.93		\$ 33,512,025.35			89.15%
SBE A/E (GOAL 14%)											
						\$ 3,227,750.00				28.03%	
		Hispanic	Male	BBA			\$ 904,647.00		\$ 904,647.00	28.03%	100.00%
SBE CONSTRUCTION (GOAL 9.87%)											
						\$ 29,930,251.95				14.46%	
		Hispanic	Male	A-1 All Florida Painting, Inc.			\$ 766,865.26		\$ 682,798.73	2.56%	89.04%
		Hispanic	Male	Chavez South Florida Interiors			\$ 639,481.98		\$ 619,806.99	2.14%	96.92%
		Hispanic	Male	Low Voltage Systems			\$ 1,323,653.20		\$ 1,321,830.03	4.42%	99.86%
		Hispanic	Male	Metal Design & Engineering			\$ 346,887.47		\$ 329,543.10	1.16%	95.00%
		Hispanic	Male	Paradise Awnings			\$ 1,251,075.14		\$ 1,245,776.12	4.18%	99.58%
SBE - GOODS/SERVICES OPPORTUNITIES (GOAL 6%)											
						\$ 3,507,654.00				19.71%	
		Hispanic	Male	Residential Kitchen Design, Inc.			\$ 548,471.00		\$ 534,759.21	15.64%	97.50%
		African American	Female	MCO Construction & Services			\$ 95,208.57		\$ 95,208.57	2.71%	100.00%
		Hispanic	Male	Manuel G. Vera & Associates, Inc.			\$ 42,100.00		\$ 42,100.00	1.20%	100.00%
		White	Male	Rosenberg Design Group			\$ 5,456.00		\$ 5,456.00	0.16%	100.00%

**JOC Status Report
(as of 8/17/2018)
Pending Job**

Construction Type	Contract #	Company	Projects Assigned	Approved Job Orders	Pending Total	Approved Job Orders	PO Total	PO + Pending Total	PO/SBE-C %	Total Savings
Open Market	JOC-11-6060-JE/GC-01	Allied Contractors	1	0	\$ -	3	\$ 1,426,847.66	\$ 1,426,847.66	95.43%	\$ 68,811.90
Open Market	JOC-13-11538-JE/GC-01 (G)	BDI Construction	18	0	\$ -	45	\$ 3,487,263.36	\$ 3,487,263.36	36.57%	\$ 331,939.56
Open Market	JOC-13-11538-JE/GC-01 (C)	F.H. Paschen	13	4	\$ 3,980.06	20	\$ 1,713,212.98	\$ 1,717,193.04	36.96%	\$ 98,477.55
Open Market	JOC-13-11538-JE/GC-01 (B)	Harbour Construction	15	3	\$ (59,228.87)	24	\$ 4,922,628.17	\$ 4,863,399.30	87.80%	\$ 558,316.93
Open Market	JOC-13-11538-JE/GC-01 (F)	Hitt Contracting	1	0	\$ -	1	\$ 297,815.72	\$ 297,815.72	18.33%	\$ -
Open Market	JOC-13-11538-JE/GC-01 (H)	Johnson-Laux Construction	9	1	\$ 30,000.00	16	\$ 3,489,356.23	\$ 3,519,356.23	25.23%	\$ 219,116.16
Open Market	JOC-13-11538-JE/GC-01 (A)	LEE Construction Group	10	0	\$ -	25	\$ 5,180,746.33	\$ 5,180,746.33	83.48%	\$ 48,236.99
SBE-C Level 1 Set-Aside	JOC-13-11538-JE/GC-03	LEE Construction Group	2	0	\$ -	3	\$ 109,662.54	\$ 109,662.54	100.00%	\$ 1,494.70
Open Market	JOC-13-11538-JE/GC-01 (D)	LEGO Construction Co	12	1	\$ 100,000.00	33	\$ 6,062,747.58	\$ 6,162,747.58	80.70%	\$ 276,765.83
SBE-C Level 2 Set-Aside	JOC-13-11538-JE/GC-04	RC Construction	17	0	\$ -	34	\$ 3,786,483.20	\$ 3,786,483.20	98.82%	\$ 450,976.52
Open Market	JOC-13-11538-JE/GC-01 (E)	Thornton Construction	3	0	\$ -	7	\$ 253,477.92	\$ 253,477.92	12.62%	\$ 3,008.35
Electrical Construction										
Open Market	JOC-13-11538-JE/EC-06	Solares Electrical	19	5	\$ 540,727.59	15	\$ 654,454.57	\$ 1,195,182.16	61.74%	\$ 2,202.83
Mechanical Construction										
Open Market	JOC-13-11538-JE/MC-09 (A)	Comfort Tech	14	3	\$ 446,355.00	13	\$ 2,122,647.34	\$ 2,569,002.34	63.84%	\$ 91,133.83
SBE-C Level 2 Set-Aside	JOC-13-11538-JE/MC-11 (A)	Comfort Tech	7	0	\$ -	7	\$ 205,715.87	\$ 205,715.87	100.00%	\$ 39,608.30
Open Market	JOC-13-11538-JE/MC-09 (B)	C.T. Mechanical	1	0	\$ -	1	\$ 22,799.91	\$ 22,799.91	0.00%	\$ -
SBE-C Level 2 Set-Aside	JOC-13-11538-JE/MC-11 (B)	Premier Air Conditioning	0	0	\$ -	0	\$ -	\$ -	0.00%	\$ -
Roofing Construction										
Open Market	JOC-13-11538-JE/RC-12	Atlas Apex Roofing	2	1	\$ -	4	\$ 332,996.93	\$ 332,996.93	0.00%	\$ 39,692.37
SBE-C Level 2 Set-Aside	JOC-13-11538-JE/RC-13	Florida Roofing Solutions Inc.	2	0	\$ -	3	\$ 816,006.15	\$ 816,006.15	100.00%	\$ -
Total			146	18	\$ 1,061,833.78	254	\$ 34,884,862.46	\$ 35,946,696.24		\$ 2,229,781.82

Construction Type	Projects Assigned	Pending Job Orders	Pending Total	Approved Job Orders	PO Total	Total Savings		SBE Participation	Total Awarded	Overall %
General Construction	101	9	\$ 74,751.19	211	\$ 30,730,241.69	\$ 2,057,144.49		JOC Contract Total	\$ 25,004,996.63	71.79%
Electrical Construction	19	5	\$ 540,727.59	15	\$ 654,454.57	\$ 2,202.83		Year 1	\$ 10,570,105.67	73.02%
Mechanical Construction	22	3	\$ 446,355.00	21	\$ 2,351,163.12	\$ 130,742.13		Year 2	\$ 8,598,946.96	83.71%
Roofing Construction	4	1	\$ -	7	\$ 1,149,003.08	\$ 39,692.37		Year 3	\$ 5,835,944.00	57.57%
JOC Contract Total	146	18	\$ 1,061,833.78	254	\$ 34,884,862.46	\$ 2,229,781.82	6.01%			
Total Awarded Year 1	71			101	\$ 14,475,391.93	\$ 1,086,248.40				
Total Awarded Year 2	36			90	\$ 10,272,814.49	\$ 803,619.08				
Total Awarded Year 3	39			63	\$ 10,136,656.04	\$ 339,914.34				
Year 3 Remaining (\$20m)					\$ 9,863,343.96					
Year 3 Remaining (\$20m) + Pending					\$ 8,801,510.18					

Firm Name	Gender	Ethnicity	NON-SBE	DBE	SBE/AE	SBE/C	SBE/GS	Micro	Total Awarded
1st Fence USA, Inc.			X						\$ 34,514.70
3-Form			X						\$ 3,159.57
A Beautiful Ceiling			X						\$ 800.00
A & O Plumbing	M	HISPANIC				X	X		\$ 142,796.00
A Affordable Carpet & Maintenance, Inc.									\$ 30,047.23
A Ultimate Fabrication & Welding			X						\$ 3,965.73
A-1 Property Services Group	F	HISPANIC				X	X		\$ 3,800.00
AAA Automatic Door Repair	M/F	H/C				X	X	X	\$ 53,502.44
ABC Concrete Cutting, Inc.			X						\$ 44,007.50
Ace Flooring			X						\$ 57,722.76
Acousti Engineering Company of Florida	M	CAUCASIAN	X						\$ 129,917.00
AGC Electric, Inc.	M	HISPANIC	X						\$ 130,000.00
Air Proserv	M	CAUCASIAN							\$ 677.94
Air Proserv	M	CAUCASIAN	X						\$ 11,916.51
Airmax			X						\$ 159,320.00
Al Hill Plumbing Corp.	M	African-American				X	X	X	\$ 133,996.12
All Points Design Corp.	F	HISPANIC		X		X	X	X	\$ 333,336.46
All Specialties Sales	F	CAUCASIAN	X						\$ 59,010.00
Amaro's Rigging & Moving	M	HISPANIC	X						\$ 4,000.00
American Impact Windows and Doors			X						\$ 13,500.00
Ameriglass Engineering, Inc.	M	HISPANIC					X		\$ 8,000.00
Amion Enterprises International Corp.	M	HISPANIC		X			X	X	\$ 156,314.23
Apex Air Conditioning Contractors			X						\$ 16,200.00
Arazoza Brothers Corp.	M	HISPANIC	X						\$ 19,545.00
Arfran, Inc.	F	HISPANIC	X						\$ 27,500.00
ASE Telecom	F	HISPANIC	X						\$ 99,498.11
Assa Abloy Entrance Systems	SH	SHAREHOLDER	X						\$ 2,066.00
Astro Painting, Corp.	M	HISPANIC				X	X	X	\$ 69,955.78
Atlantic Awnings, Inc.		HISPANIC	X						\$ 21,500.00
Atlantic Doors & Hardware			X						\$ 37,604.00
Atlas Carpet & Tile	M	HISPANIC	X						\$ 67,125.13
Baja Millworks, Inc.	F	HISPANIC		X		X	X		\$ 71,786.92
Basulto & Associates, Inc.			X						\$ 7,200.00
Bay Carpets, Inc.			X						\$ 6,625.23
Bergolla, Inc.	M	HISPANIC	X						\$ 39,000.00
Bionic Plumbing Corp.	M/F	CAUCASIAN	X						\$ 201,907.20
Brophy & Assoc.									\$ 16,200.00
Brunsteel Corp.	M	HISPANIC	X						\$ 4,000.00
Builders Specialties, Inc.			X						\$ 596.00
C & S Paint and Wallpaper, Inc.	M	HISPANIC	X						\$ 1,123.00
Cardel Fire Protection			X						\$ 24,382.00
Carpotech, Inc.	M	CAUCASIAN	X						\$ 2,258.76
CC Doors Corp., Inc.	M	CAUCASIAN	X						\$ 18,118.00
Centerline Plumbing, Inc.	M	CAUCASIAN				X			\$ 540,127.56
Central Fire Sprinkler System, Inc.	M	HISPANIC				X	X	X	\$ 46,400.00
Century Fire, Inc.	M	HISPANIC				X			\$ 24,000.00
CFT Technologies			X						\$ 4,600.00
CJ Fire Protection, Inc.	M	African-American				X	X	X	\$ 24,585.00
Coastal Demolition Contractors, Inc.							X		\$ 50,100.00
Comfort Tech Air Conditioning, Inc.	F	HISPANIC	X						\$ 383,729.26
Comfort Tech Air Conditioning, Inc.	F	HISPANIC		X		X	X		\$ 2,165,143.75
Commercial Interior Contractors, Corp.	F	HISPANIC				X	X		\$ 256,634.43
Concrete by M&J			X						\$ 9,123.40
Cool-Breeze Air Conditioning	M	HISPANIC	X						\$ 8,195.57
Crystal Clear Glass, Inc.			X						\$ 35,900.00
CT Mechanical Co.	M	HISPANIC	X						\$ 57,000.00
Cube Care Co.	F	HISPANIC		X			X	X	\$ 21,216.44
Custom Concepts Miami, Inc.			X						\$ 133,750.00
Cutting Edge Sales & Installation, Inc.	F	HISPANIC				X	X	X	\$ 192,123.10

Vendor Classification				
	Totals	Count	%	
Male	\$	8,516,294.60	74	44.31%
Female	\$	5,022,550.81	26	15.57%
N/A or Other	\$	2,056,504.91	67	40.12%
Total	\$	15,595,350.32	167	100.00%
African-American	\$	259,347.32	6	3.59%
Caucasian	\$	2,291,420.51	29	17.37%
Hispanic	\$	11,247,239.78	68	40.72%
N/A or Other	\$	1,797,342.71	64	38.32%
Total	\$	15,595,350.32	167	100.00%
NON-SBE	\$	5,394,211.60	107	64.07%
SBE	\$	10,201,138.72	60	35.93%
Total	\$	15,595,350.32	167	100.00%
	Totals	Count	%	
Male SBE	\$	6,066,403.77	35	58.33%
Female SBE	\$	3,706,974.24	15	25.00%
N/A SBE	\$	427,760.71	10	16.67%
Total	\$	10,201,138.72	60	100.00%
African-American SBE	\$	168,843.12	5	8.33%
Caucasian SBE	\$	757,476.83	6	10.00%
Hispanic SBE	\$	8,847,058.06	39	65.00%
N/A SBE	\$	427,760.71	10	16.67%
Total	\$	10,201,138.72	60	100.00%
DBE	\$	4,975,790.15	16	
SBE/AE	\$	3,800.00	1	
SBE/C	\$	9,540,321.84	45	
SBE/GS	\$	7,466,264.55	41	
Micro	\$	4,753,608.57	32	

Firm Name	Gender	Ethnicity	NON-SBE	DBE	SBE/AE	SBE/C	SBE/GS	Micro	Total Awarded
CV Ocean Plumbing, Inc.	M	HISPANIC				X	X	X	\$ (44,313.46)
Cynamon Bro's	M/F	HISPANIC	X						\$ 35,755.00
Dade Electric Service, Inc.	M	CAUCASIAN				X	X		\$ 4,000.00
Delta Construction Group			X						\$ 50,400.00
Dixie Clamp and Scaffold, Inc.	M	CAUCASIAN	X						\$ 1,143.00
Drywall and Framing Investment Group, Inc.	M	HISPANIC	X						\$ 213,140.00
Durabond Company	M	CAUCASIAN	X						\$ 10,400.00
ECCS Florida, LLC	M	HISPANIC		X		X	X	X	\$ 229,999.99
Eddy's Plumbing Services, Inc.	M	CAUCASIAN					X	X	\$ 79,500.00
EE&G Environmental Services, LLC	M	CAUCASIAN	X						\$ 7,500.00
Environmental Graphics	M	CAUCASIAN	X						\$ 9,105.60
F & L Fire and Electrical System, Inc.	M	HISPANIC				X	X	X	\$ 214,336.00
Firematic Sprinklers, Inc.			X						\$ 7,700.00
Florida Power Quality Solutions, Inc.	M	HISPANIC				X	X	X	\$ 507,274.12
Florida Roofing Solutions Inc.	M	HISPANIC		X		X	X		\$ 14,825.21
Florida Sol Systems, Inc.	F	HISPANIC	X						\$ 2,500.00
Franklin Flooring	M	African-American	X						\$ 90,504.20
G & R Electric									\$ 30,248.65
GAMMA Air System, Inc.	M	HISPANIC				X	X	X	\$ 691,225.00
Generation Electrical Services, Corp.	M	HISPANIC				X	X	X	\$ 3,444.00
Glenco Industries			X						\$ 44,011.00
Gomez & Son Fence Corp.	F	HISPANIC				X			\$ 24,379.00
Gomez Insulation									\$ 18,891.30
Gulfstream Petroleum Services, Inc.	M	CAUCASIAN	X						\$ 3,997.18
Haber & Sons Plumbing, Inc.	M	HISPANIC				X	X	X	\$ 354,983.97
High Power Electric, LLC	M	HISPANIC				X	X	X	\$ 636,316.33
High Tech Access Corp.			X						\$ 7,413.98
Horizon Fire Sprinklers			X						\$ 16,800.00
I.H.M. Plumbing Services	F	HISPANIC	X						\$ 21,979.66
Ideacom	M	CAUCASIAN	X						\$ 41,655.90
Institutional Products, Inc.	M	HISPANIC	X						\$ 238,028.00
Integ			X						\$ 128,568.25
J & C Drywall	M	HISPANIC	X						\$ 11,156.00
J.P. Moran, Inc.	F	CAUCASIAN				X			\$ 23,000.00
JAMPRO Demolition, Inc.									\$ 487.03
JFB Acoustics			X						\$ 49,678.00
JJAS Door Installations, Inc.	F	HISPANIC		X		X	X	X	\$ 143,575.77
Kelly Glass			X						\$ 6,222.76
Kesoki Painting, LLC	F	HISPANIC		X		X	X	X	\$ 259,615.04
KMI International, Inc.	M	CAUCASIAN	X						\$ 93,688.00
Lemus Irrigation, Inc.			X						\$ 13,500.00
M & J Elevator Interiors, Inc.	M	HISPANIC	X						\$ 3,800.00
MADY & Associates	M	HISPANIC			X		X	X	\$ 20,850.00
Mar's Contractors, Inc.	F	African-American		X		X	X	X	\$ 3,272.00
Mapache Enterprises, Inc.			X						\$ 6,410.00
Mardale Specialties Direct, Inc.			X						\$ 3,361.00
Mardan Fabrication, Inc.	M	CAUCASIAN	X						\$ 32,453.00
MB Acoustic Ceiling, Inc.			X						\$ 6,236.80
MCCS Services			X						\$ 30,000.00
MEDCON Construction Services, LLC	F	CAUCASIAN				X		X	\$ 110,171.33
Miguel Lopez Jr. Inc.	M	HISPANIC				X			\$ 137,012.75
Moreno Construction, Inc.	M	HISPANIC	X						\$ 75,000.00
Nabuc Plumbing Corp.	M	HISPANIC	X						\$ 37,300.00
National Fire Protection	M	HISPANIC	X						\$ 7,300.00
NyCom, Inc.	M	CAUCASIAN	X						\$ 8,200.00
O'Neill Brothers Flooring, Inc.			X						\$ 2,000.00
People's Plumbing & Mechanical, Inc.	F	HISPANIC				X	X	X	\$ 96,900.00
Phoenix Millwork, Inc.			X						\$ 3,363.00
Premier Air Conditioning & Refrigeration, Inc.	M	HISPANIC				X	X		\$ 105,741.00

[illegible]



OHL

Arellano

OHL Arellano Construction Co.

Project A – Jackson North Medical Center
Monday August 20th 2018 (1:00 – 3:00 PM)
CM SBE-C Advisory Board Presentation





OHL
Arellano



Project A – Jackson North Medical Center

Monday August 20th 2018

CM SBE-C Advisory Board Presentation



1. Overall Contract Scope of Work:

- a) GMP001.00 – CT Scan UPS
- b) GMP002.00 – Temporary Parking Lot
- c) GMP003.00 – Package 01
 - 1st – 6th Floor Cosmetic Upgrade
 - 1st Floor Lobby Renovation
 - 2nd Floor LDR Renovation
 - 3rd & 4th Floors Cosmetic Renovation
 - 5th Floor Repainting
 - 6th Floor (Partial) Cosmetic Renovation
 - Domestic Water Riser
 - Re-Roofing Alteration
- d) GMP004.00 – Package 02
 - 7th Floor Medical/Surgical
 - Chiller Replacement
 - Interventional Radiology Room
 - Physical Therapy
- e) GMP005.00 – Package 03
 - Oxygen Tank Farm Enclosure
- a) GMP006.00 – Package 04 (4a & 4b)
 - Emergency Department
 - Surgical Suite Renovation
 - Body Hold
 - Permanent Parking lot
 - External Finish Upgrades



OHL
Arellano



Project A – Jackson North Medical Center

Monday August 20th 2018

CM SBE-C Advisory Board Presentation



1. Applicable Contract Goals:

- a) Small Business Enterprise – Construction: 32.77%
- b) Small Business Enterprise – Goods & Services: 0.25%
- c) Small Business Enterprise – Protégé/Mentorship: 6.31%


2. Achieved Contract Goals (To Date):

- a) Small Business Enterprise – **Construction: 25%** (Including GMP 001 – GMP 005)
- b) Small Business Enterprise – Goods & Services: **.96%**
- c) Small Business Enterprise – Protégé/Mentorship: **15%**

Project A – Jackson North Medical Center



1st Floor: Lobby



2nd Floor: Labor & Delivery



6th Floor: Patient Rooms



OHL
Arellano

MESSAM
CONSTRUCTION

Jackson
HEALTH SYSTEM
Miracles made daily.



MIAMI-DADE
COUNTY

Supporting Our Miami Dade County Local Businesses...

- JNMC Temp. Parking Lot Project (GMP Package #1) = **\$154,230** awarded to C-SBE which is **70%** of the total cost of the job.
- JNMC 1st – 6th Floor Cosmetic Upgrade (GMP Package #2) = **\$3.5 Million** awarded to **7** different CSBEs.
- JNMC Oxygen Tank Farm Relocation (GMP Package #3) = **\$334,632** awarded to CSBEs which is **50%** of the total cost of the job.
- JNMC Emergency Department Renovation (GMP Package #4) will become available to bid in the summer of 2018. The total cost of this project is \$15 Million dollars.
- **\$5.7 Million** has been awarded to C-SBEs thus far for the Jackson North Medical Center project



OHL
Arellano

MESSAM
CONSTRUCTION

Jackson
HEALTH SYSTEM
Miracles made daily.



MIAMI-DADE
COUNTY



OHL
Arellano



Project A – Jackson North Medical Center

Monday August 20th 2018

CM SBE-C Advisory Board Presentation



1. Information to date:

- a) Total # of GMPs awarded by Jackson:
 - GMP001.00 – Issued & Dated 04/26/2017 - \$361,323.35
 - GMP002.00 – Issued & Dated 03/03/2017 - \$301,318.39
 - GMP003.00 – Issued & Dated 01/18/2018 - \$26,754,970.00
 - GMP004.00 – Issued & Dated 02/20/2018 - \$10,640,340.00
 - GMP005.00 – Issued & Dated 02/20/2018 - \$732,548.34
 - GMP006.00 – In process, Receiving Bids.
- b) Total \$ value of all awarded GMPs: \$38,790,500.10
- c) Total \$ value of payment received by Jackson: **[Grand Total: \$5,078,663.62]**
 - GMP001.00 – \$148,666.04
 - GMP002.00 – \$293,785.43
 - GMP003.00 – \$3,801,794.30
 - GMP004.00 – \$831,639.85
 - GMP005.00 – \$2,778.00
- d) Total # of SBEs contracted to date (for all GMPs):
 - GMP001.00 – 0
 - GMP002.00 – 1
 - GMP003.00 – 7
 - GMP004.00 – 7
 - GMP005.00 – 4
- e) Total \$ value contracted to SBEs to date (for all GMPs)
 - GMP002.00 – \$154,230.00
 - GMP003.00 – \$3,468,748.00
 - GMP004.00 – \$1,746,304.00
 - GMP005.00 – \$312,070.00 ** *(Additional SBEs to be contracted)*
- f) Total \$ value paid to SBEs to date (for all GMPs)
 - GMP002.00 – \$156,478.50
 - GMP003.00 – \$136,653.37
 - GMP004.00 – \$187,128.00



OHL
Arellano



Project A – Jackson North Medical Center

Monday August 20th 2018

CM SBE-C Advisory Board Presentation



1. Certified SBE-Construction & SBE-Goods & Services Subcontracts Awarded to date:

- **GMP002.00 – Temporary Parking Lot**
 - Solution Construction (Site Work)(Hispanic Owned)- \$154,230.00
- **GMP003.00 – Package 01**
 - Solution Construction (Site Work)(Hispanic Owned)- \$76,750.00
 - Gomez & Son Fence (Permanent Fencing)(Hispanic/Women Owned)- \$19,274.00
 - Salomon Roofing (Re-roofing)(White Owned) - \$890,267.00
 - Imperial Flooring (Resilient/Carpet Flooring & Ceramic Tile)(Hispanic Owned) - \$992,198.00
 - Gomez Quality Insulation, Inc c/o Comfort Tech Air Conditioning (HVAC Mechanical Insulation)(Hispanic Owned) - \$44,000.00
 - Mars Contractors (Plumbing)(African American/Women Owned) - \$1,356,759.00
 - CJ Fire Protection (Fire Sprinkler System)(African American Owned) - \$89,500.00
 - Mark Products USA (Casework) (White Owned) **(Goods & Services)** - \$399,900.00
- **GMP004.00 – Package 02**
 - Summa Construction (Misc. Steel/Metals)(White Owned) - \$171,429.00
 - Office Furniture by Tempo (Casework)(Hispanic Owned) - \$301,745.00
 - Salomon Roofing (Re-Roofing)(White Owned) - \$39,389.00
 - Franklin Flooring (Ceramic Tile)(African American Owned) - \$134,146.00
 - Al Hill Plumbing (Plumbing)(African American/Women Owned) - \$1,160,600.00
 - CJ Fire Protection (Fire Sprinkler System)(African American Owned) - \$72,290.00
 - Cube Care (Cubicle Curtains/Tracks)(White Owned) - \$4,303.00
- **GMP005.00 – Package 03**
 - Al Hill Plumbing (Plumbing)(African American/Women Owned) - \$173,040.00
 - Solution Construction (Site Work)(Hispanic Owned) - \$119,050.00
 - W&R Construction Group (Painting & Stucco)(Hispanic Owned) - \$20,000
 - Gomez & Son Fence (Permanent Fencing)(Hispanic/Women Owned) - \$980.00



OHL
Arellano



Project A – Jackson North Medical Center

Monday August 20th 2018

CM SBE-C Advisory Board Presentation



GMP 006.00 (Package #4)

- There were **SBE Set Asides Trades** for this package which included:

1. Demolition
2. Sitework
3. Landscaping & Irrigation
4. Concrete
5. Casework & Millwork
6. Painting
7. Ceramic Tile

- We will be rebidding the following **SBE Set Asides** trades on this package due to lack of participation:

1. Landscaping & Irrigation
2. Concrete

- This is our last major package for the Jackson North Medical Center project, we are still evaluating bids.



OHL
Arellano



Project A – Jackson North Medical Center

Monday August 20th 2018

CM SBE-C Advisory Board Presentation



JNMC ED - NURSE STATION AT PEDS



JNMC COSMETIC UPGRADE
PATIENT ROOM HEADWALL

Jackson Modernization Project D

CM SBE-C Advisory Board Update

August 2018

Your Project Diversity Team



Andrew Smith, Sr. Project Manager


904.591.9840 andrew.smith@skanska.com

Reneé Jones, Sr. Regional Diversity Director

919.524.5169 renee.jones@skanska.com

Frankie Rosso, Diversity and Outreach Coordinator

954.498.8265 franchezka.rosso@skanska.com





Overall Contract Scope of Work

Interior renovation
and modernization to
various hospital user
groups ranging from
administrative to hybrid
OR's

Contract Goals

Mentorship Goal

6.31%

SBE-C Goal

32.77%

SBE-G/S Goal

0.25%

Project Information to Date

Total dollar value of all awarded GMP's

\$42,410,002

Total dollar value of Cost of Work

\$28,483,170

Total dollar value contracted to SBE's to date (all GMP's)

\$5,186,678

Total dollar value of payment received by Jackson

\$22,377,400

Total number of GMP's

13

Total number of SBE's contracted to date (all GMP's)

18

Total percentage contracted all SBE's to date **18.21%**

(Total dollar value contracted to SBE's divided by total dollar value cost of work equals SBE percentage)

SBE Breakout to Date

Total amount
contracted
SBE-C

\$4,682,712

Total percentage
contracted
SBE-C's

16.44%

Total dollars
paid-to-date
SBE-C's

\$3,459,842

Total percentage
paid-to-date
SBE-C's

12.15%

Total amount
contracted SBE-
G/S

\$503,966

Total percentage
contracted
SBE-G/S's

1.72%

Total dollars
paid to
SBE-G/S's

\$487,568

Total percentage
paid-to-date
SBE-G/S's

1.71%

Total amount
contracted
Mentor Protégé

\$674,398

Total percentage
contracted to
Mentor Protégé

6.12%

Total dollars
paid to Mentor
Protégé

\$633,566

Total percentage
paid-to-date
Mentor Protégé

5.75%

SBE-Construction Breakdown

Firm	Project	Original Contract Amount w/ Change Orders	Amount Paid to Date
Brophy Associates	D-3A	\$ 50,000	\$ 22,500
Comfort Tech Air Conditioning	D-3A	\$ 403,439	\$ 403,439
Gomez Quality Insulation	D-3A	\$ 44,624	\$ 37,431
Brophy Associates	D-6B	\$ 107,180	\$ 85,725
Comfort Tech Air Conditioning	D-6B	\$ 796,981	\$ 796,981
Gomez Quality Insulation	D-6B	\$ 50,002	\$ 48,661
Al Hill Enterprises	D-Hybrid	\$ 132,430	\$ 124,662
Comfort Tech	D-Hybrid	\$ 238,024	\$ 212,596
Solares Electrical Services Inc	D-Hybrid	\$ 721,527	\$ 721,527
Inclan	D- TELEMETRY	\$ 1,750	\$ 1,750
Brophy	D- TELEMETRY	\$ 8,200	
Gomez	D- TELEMETRY	\$ 3,800	
Solares Electrical Services Inc	D-MRI	\$ 322,049	\$ 208,867
Solution Construction	D-MRI	\$ 100,977	\$ 100,977

SBE-Construction Breakdown cont.

Total percentage
paid-to-date
SBE-C's
12.15%

Total dollars
paid-to-date
SBE-C's
\$3,459,842

Total percentage
contracted
SBE-C's
16.44%

Total amount
contracted
SBE-C
\$4,682,712

Easy Painting	D-NDHC	\$	125,180	\$	41,965
JJAS Door Installation	D-NDHC	\$	73,619	\$	46,992
Supreme Ceiling	D-NDHC	\$	71,523	\$	11,733
Solo Air Conditioning & Heating	D-Poison Control	\$	116,957	\$	116,957
Speedy Fire Connection	D-Poison Control	\$	14,660	\$	14,660
Solo Air Conditioning & Heating	D-PPE	\$	206,944	\$	197,689
Comfort Tech	D-PPW	\$	219,808	\$	177,877
Brophy Associates	D-PPW	\$	31,900	\$	-
Gomez Quality Insulation	D-PPW	\$	10,500	\$	3,780
Franklin Flooring	D-PPW	\$	72,444	\$	32,129
JJAS Door Installation	D-PPW	\$	49,008	\$	35,139
Massu Infrastructure Coatings	D-PPW	\$	17,566	\$	15,805
Merrick	D- WW12	\$	241,529	\$	-
Inclan Painting	D- WW12	\$	32,900	\$	-
EM &G	D- WW12	\$	18,532	\$	-
Merrick	D- C7	\$	398,660	\$	-

SBE-C TOTALS **\$** **4,682,712** **\$** **3,459,842**

SBE-Good & Services Breakdown

Firm	Project	Original Contract Amount w/ Change Orders	Amount Paid to Date
Cube Care	D-3A	\$ 15,909	\$ 15,909
Paramount Electric	D-3A	\$ 264,710	\$ 261,805
Paramount Electric	D-6B	\$ 203,735	\$ 203,735
Cube Care	D-6B	\$ 6,350	\$ 6,032
Go Green Document Solutions	D-Poison Control	\$ 62	\$ 16
Go Green Document Solutions	D-PPE	\$ 16	\$ 16
Go Green Document Solutions	D-RTC	\$ 55	\$ 55
Paramount Electric	D-RTC	\$ 13,129	
SBE-G/S Totals		\$ 503,966	\$ 487,568

Total percentage paid-to-date SBE-G/S's
1.71%

Total dollars paid to SBE-G/S's
\$487,568

Total percentage contracted SBE-G/S's
1.72%

Total amount contracted SBE-G/S
\$503,966

SBE-Mentor Protégé Breakdown

Total percentage
paid-to-date
Mentor Protégé

5.75%

Total dollars
paid to Mentor
Protégé

\$633,566

Total percentage
contracted to
Mentor Protégé

6.12%

Total amount
contracted
Mentor Protégé

\$674,398

Firm	Project	Original Contract Amount w/ Change Orders	Amount Paid to Date
Sagoma	D-3A	\$ 51,128	\$ 51,128
	D-6B	\$ 57,621	\$ 57,621
	NDHC	\$ 400,000	\$ 359,168
	Pre-Con	\$ 165,649	\$ 165,649
SBE-G/S Totals		\$ 674,398	\$ 633,566



Jackson Rehab Project F

Current Contract Scope

- Demolition and Enabling GMP
- Elevator for 9 story Rehab building GMP
- Structure and Dry GMP for 9 story Rehab building



Jackson Rehab Project F

Future Phased Scope

- Rehab Mechanical, Electrical, Plumbing GMP
- Rehab Interior buildout / Sitework Final GMP



Jackson Rehab Project F

Project Goals

- 6.31% SBE – C G/C Mentorship Goal on CM Services
- 34.05% SBE-C Goal on Cost of Work
- .25% SBE G/S Goal on Cost of Work

Jackson Rehab Project F

Construction Management Protégé

- Turner Volume GMP 1 – 3 ; \$14,864,455
- Total paid to Turner \$4,456,749 30%
- (1) SBE Protégé partner – Foster Construction of South Florida
- Contracted for \$868,900 5.85%
- Total paid to SBE \$349,486 7.84%

Jackson Rehab Project F

Construction Direct work cost

- Total Volume GMP 1 – 3 \$36,010,918
- Paid to Turner to Date \$6,356,533 17.65%
- (15) SBE – C tier 1 and tier 2 subcontracts
- \$12,014,539 tier 1 and tier 2 subcontracts 33.36%
- \$2,314,775 Paid to SBE – C subcontractors 36.42%



Jackson Rehab Project F

SBE Contracts issued tier 1 and tier 2

- **Solution Construction**
- **IGWT Construction**
 - **MAM Mechanical**
 - **CJ Fire Sprinkler**
 - **Outlook Electric**
- **George's Welding Service**
- **Southern Blossoms**
- **Z Roofing**
- **EMG Fireproofing**



Jackson Rehab Project F

SBE Contracts issued tier 1 and tier 2

- **IGWT General Trades**
- **Masonry**
- **Allied Demolition**
- **JT Equipment**
- **Brophy and Associates**
- **Metal Design**
- **Air Logic**

Internal Services Department
Small Business Development (SBD)
Small Business Enterprise – Construction Report
Business Outreach and Education Section
June 2018 to August 3, 2018

		Total for Period	YTD Total
Activity	Assistance Provided to Small Business Enterprise-Construction Program		
1	Certification Application Assistance	47	71
2	Needs Assessment Meetings (NAMS)	13	60
3	Technical Assistance	227	711
4	Payment Issues	8	19
4.1	Payment Issues Related Dollars	\$628,590	\$1,612,835
5	Prompt Payment Issues		
5.1	Prompt Payment Issues Related Dollars		
6	Contract Issues (Non-dollar related)	2	11
7	Contact with SBE-Construction Firms (emails highlighting contract opportunities)	3870	15280

		Total for Period	YTD Total
Activity	Training, Education and Outreach Activities		
1	Small Business Development (sponsored) Workshops and Forums	3	7
1.1	Number of Attendants	43	194
2	Partnership Workshops & Forums	7	17
2.1	Number of Firms (with whom contact was made)	183	309
Activity	Technical Training & Development Workshops		
3	None	0	0
3.1	n/a		

Miami Dade County
Small Business Enterprise - Construction Services
Construction Projects Review Summary
April 1, 2018 – June 30, 2018

There were 60 projects reviewed for Small Business Enterprise - Construction measures during the period with a total estimated valued of **\$267,634,650**

- Of the 60 projects, 27 projects were assigned Small Business Enterprise - Construction measures valued at **\$29,052,865.13 or 10.86%** of the total estimated projects valued at \$267 million.
-

Breakdown of the 60 projects with measures:

- SBE-CON Set Aside - 4 projects
 - SBE-CON Goals –15 projects
 - SBE-CON Trade Set Aside – 8 Projects
 - SBE-CON No Measure – 33 Projects
-

MISCELLANEOUS CONSTRUCTION CONTRACT –
MCC 7040

- SBE-CON Set Aside – 73 projects valued @ \$27,107,314



Sustainability, Planning and Economic Enhancement Department

Small Business Development Division

Project Review Summary

Project	Rcvd Date	RC Date	Title	Measure	Agmt Est Budget	Single Source Specialty \$	Est \$ Goal %	CSBE 10%
CONSTRUCTION								
AMERICAN AIRLINES ARENA AAA-06-06-2018 (2017-01)	06-JUN-18		RETAIL STANDS CONVERSION TO STORAGE	1	\$16,200	\$0		\$1,620
				GOAL CSBE			\$3,564	
AVIATION MCC-U-010-D-2	01-MAY-18		MIA - PC AIR TEMPORARY EGCW PLANT FOR LOWER "E" SERVICE	1	\$2,312,050	\$0		\$231,205
				TRADE SET ASIDE CSBE	100 %		\$2,312,050	
MCC-U-074-A	24-MAY-18		MIA - DOLPHIN FLAMINGO 40 YEAR RE-CERTIFICATION	1	\$544,993	\$0		\$54,499.3
				TRADE SET ASIDE CSBE			\$0	
MCC-V-059-A	22-JUN-18		MIA - RCF D60 GATE NEW SWING DOORS	1	\$202,492	\$0		\$20,249.2
				TRADE SET ASIDE CSBE			\$0	
RPQ NO. 10148473	27-APR-18		SANITARY SEWER AND MANHOLE REPAIRS USING CURED IN PLACE PIPE LINER METHOD AT VARIOUS MDAD LOCATIONS	1	\$137,000	\$0		\$13,700
				NO MEASURE CSBE			\$0	
X149A	03-APR-18		CONCOURSE G AIRCRAFT PRECOOLING AND 400 HZ CONVERTER INSTALLATION	1	\$3,827,193	\$0		\$382,719.3
				GOAL CSBE	12.6745 %		\$485,077.58	
				NO MEASURE SBE			\$0	
COMMUNITY ACTION AGENCY NMLANDOWHS	31-MAY-18		LANDOW HEAD START/ EHS PLAYGROUND INSTALL	1	\$182,275	\$0		\$18,227.5
				NO MEASURE CSBE			\$0	
RPQ NO. NMBUNCHE	18-MAY-18		REPLACEMENT OF PARTIAL ADA RAMP AT BUNCHE PARK ELEM HS PORTABLE	1	\$2,500	\$0		\$0
							\$0	
RPQ NO. NMCCPLAY-REBID	28-JUN-18		EARLY HEAD START CCP PLAYGROUND INSTALLATION	1	\$303,000	\$0		\$0
							\$0	
RPQ NO. NMPERRLMW	12-JUN-18		PERRINE AND LILLIE M. WILLIAMS HEAD START CENTER PLAYGROUND PROJECT	1	\$234,247	\$0		\$23,424.7
				NO MEASURE CSBE			\$0	
RPQ NO. NMZUBKOFFENCE	31-MAY-18		COLONEL ZUBKOFF HEAD START FENCE REPLACEMENT	1	\$26,250	\$0		\$2,625
				NO MEASURE CSBE			\$0	
FIRE DEPARTMENT RPQ NO. MDFRD-554-IRM-C	19-APR-18		HURRICANE IRMA RELATED FENCE	1	\$51,000	\$0		\$5,100



Sustainability, Planning and Economic Enhancement Department

Small Business Development Division

Project Review Summary

Project	Rcvd Date	RC Date	Title	Measure	Agmt Est Budget	Single Source Specialty \$	Est \$ Goal %	CSBE 10%
			REPAIRS (CENTRAL STATIONS AND PORT OF MIAMI)					
			1	NO MEASURE CSBE			\$0	
RPQ NO. MDFRD-555-54-R2	05-JUN-18		FIRE STATION 54 - RE-ROOFING		\$85,000	\$0	\$0	\$0
							\$0	
RPQ NO. MDFRD546IRM-SR	19-APR-18		HURRICANE IRMA DAMAGE REPAIRS - SOUTH END STATIONS		\$20,000	\$0	\$0	\$0
							\$0	
INTERNAL SERVICES								
FB-00965	22-JUN-18		FURNISH, REPLACE, AND REPAIR DAMAGED AWNINGS		\$250,000	\$0		\$25,000
			1	NO MEASURE CSBE			\$0	
FB-00966	22-JUN-18		FURNISH, REPLACE, AND REPAIR DAMAGED CANOPIES (NORTH)		\$500,000	\$0		\$50,000
			1	NO MEASURE CSBE			\$0	
FB-00967	22-JUN-18		FURNISH, REPLACE, AND REPAIR DAMAGED CANOPIES (SOUTH)		\$500,000	\$0		\$50,000
			1	NO MEASURE CSBE			\$0	
PARKS, RECREATION AND OPEN SPACES								
320801-14-002	03-APR-18		PELICAN HARBOR MARINA - BOAT RAMP PARKING		\$2,023,645	\$0		\$202,364.5
			1	NO MEASURE CSBE			\$0	
422801-13-004	03-APR-18		CRANDON SHORELINE STABILIZATION		\$132,000	\$0		\$13,200
			1	NO MEASURE CSBE			\$0	
RPQ NO. 320801-14-001	27-APR-18		PELICAN MARINA - BOAT RAMP PARK LOT RENOVATIONS		\$1,809,161	\$0		\$0
							\$0	
RPQ NO. HI - 183992	26-APR-18		HURRICANE IRMA - MATHESON HAMMOCK PARK BUILDING REPAIRS		\$436,610	\$0		\$43,661
			1	NO MEASURE CSBE			\$0	
RPQ NO. HI - 185430	17-MAY-18		HURRICANE IRMA - HOBIE ISLAND AND VIRGINIA KEY REPAIRS & RESTORATION		\$3,070,000	\$0		\$307,000
			1	NO MEASURE CSBE			\$0	
RPQ NO. HI - Z180001	30-APR-18		HURRICANE IRMA - ZOO MIAMI ROOFING REPAIRS		\$380,000	\$0		\$38,000
			1	NO MEASURE CSBE			\$0	
RPQ NO. HI - Z185226	14-JUN-18		HURRICANE IRMA - ZOO MIAMI AVIARY RE-ALIGNMENT		\$192,000	\$0		\$19,200
			1	NO MEASURE CSBE			\$0	
RPQ NO. HI-51060118001	05-JUN-18		HURRICANE IRMA - MATHESON MARINA REPAIRS		\$78,800	\$0		\$7,880



Sustainability, Planning and Economic Enhancement Department

Small Business Development Division

Project Review Summary

Project	Rcvd Date	RC Date	Title	Measure	Agmt Est Budget	Single Source Specialty \$	Est \$ Goal %	CSBE 10%
RPO NO. HI-99999917011M	05-JUN-18		HURRICANE IRMA - MATHESON MARINA REPAIRS	1 NO MEASURE CSBE	\$78,800	\$0	\$0	\$7,880
PUBLIC HEALTH TRUST 18-15819-TC (RTQ-00299)	01-MAY-18		2ND FL PATHOLOGY T&B	1 NO MEASURE CSBE	\$30,000	\$0	\$0	\$3,000
RFQ 18-15725-KG	26-APR-18		HIGHLAND PROFESSIONAL BUILDING ROOF REPLACEMENT	1 NO MEASURE CSBE	\$50,000	\$0	\$0	\$5,000
RFQ 18-15886-KG	30-APR-18		PARK PLAZA WEST EXPANSION JOINT REPLACEMENT	1 LEVEL 3 SET ASIDE CSBE	100 % \$50,000	\$0	\$50,000	\$5,000
RFQ 18-16009-KG	21-JUN-18		REPLACE AHU COILS	1 LEVEL 3 SET ASIDE CSBE	100 % \$75,000	\$0	\$50,000	\$7,500
RFQ-18-16006-SW	11-JUN-18		REPLACE AHU AND RTU AT BEHAVIORAL HEALTH AND HIGHLAND PAV	1 LEVEL 3 SET ASIDE CSBE	100 % \$200,000	\$0	\$75,000	\$20,000
PUBLIC HOUSING AND COMMUNITY DEVELOPMENT RPO NO. 24304	04-APR-18		VACANT UNIT PREPARATION FOUR DIFFERENT SITES	1 LEVEL 3 SET ASIDE CSBE	100 % \$320,000	\$0	\$200,000	\$32,000
RPO NO. 26221	21-MAY-18		MEDVIN APARTMENTS EMERGENCY DEMOLITION	1 NO MEASURE CSBE	\$53,780	\$0	\$0	\$5,378
RPO NO. 26564	12-JUN-18		PHYLLIS WHEATLEY STUCCO REPAIRS AND EXTERIOR PAINT, ETC.	1 NO MEASURE CSBE	\$432,750	\$0	\$0	\$43,275
RPO NO. 27575	19-JUN-18		PARKSIDE I & II STUCCO REPAIRS AND EXTERIOR PAINT, ETC	1 NO MEASURE CSBE	\$436,350	\$0	\$0	\$43,635
REGULATORY AND ECONOMIC RESOURCES 006-D14/03-AMEC	10-APR-18		SOIL SAMPLING AND GEOTECHNICAL EVALUATION AT THE ASH LANDFILL SITE, LOCATED WITHIN THE MIAMI INTERNATIONAL AIRPORT ON BEHALF OF THE MIAMI-DADE AVIATION DEPARTMENT	1 NO MEASURE CSBE	\$51,422	\$0	\$0	\$5,142.2
008-D14/03-AMEC	03-APR-18		MONITORING WELL, DATA LOGGER AND SURFACE WATER MONITOR INSTALLATION AND SAMPLING ASSOCIATED WITH THE FPL TURKEY	1 NO MEASURE CSBE	\$80,677	\$0	\$0	\$8,067.7



Sustainability, Planning and Economic Enhancement Department

Small Business Development Division

Project Review Summary

Project	Rcvd Date	RC Date	Title	Measure	Agmt Est Budget	Single Source Specialty \$	Est \$ Goal %	CSBE 10%
			POINT SITE, LOCATED BETWEEN CARD SOUND RD AND FLORIDA CITY CANAL, ON BEHALF OF THE DIVISION OF ENVIRONMENTAL RESOURCES MANAGEMENT (DERM), RER	1	NO MEASURE CSBE		\$0	
012-D14/03-AECOM	18-APR-18		SOURCE REMOVAL AT THE BLDG 147 SITE, LOCATED WITHIN THE MIAMI OPA-LOCKA EXECUTIVE AIRPORT, ON BEHALF OF THE MIAMI-DADE AVIATION DEPARTMENT	1	\$237,352	\$0		\$23,735.2
016-D14/03-ARCADIS	16-MAY-18		MONITORING WELL INSTALLATION AND SAMPLING AT THE CONTINENTAL PARK SITE, LOCATED AT 10100 SW 82 AVE, ON BEHALF OF THE PARKS, RECREATION AND OPEN SPACES DEPARTMENT	1	\$15,339	\$0		\$1,533.9
SEAPORT 2016-058.02	15-MAY-18		SEABOARD MARINE CARGO TERMINAL REDEVELOPMENT PHASE II (5 OF 5)	1	\$6,236,410	\$0		\$623,641
				1	NO MEASURE		\$0	
				1	GOAL SBE	.63 %	\$39,289.38	
2017-034	15-MAY-18		SFCT - CARGO YARD DENSIFICATION ERTGS PHASE I	1	\$30,208,628	\$0	\$783,293.10	\$3,020,862.8
				1	NO MEASURE CSBE		\$0	
2017-035.01B	05-APR-18		NORTH CRUISE BOULEVARD EXTENSION - PHASE IB	1	\$4,231,972	\$0		\$423,197.2
				1	GOAL CSBE	9.5531 %	\$404,284.52	
				1	GOAL SBE	2.95 %	\$124,843.17	
CRUISE TERMINAL B - CONS	04-APR-18		TERMINAL B AT PORT MIAMI	1	\$142,372,414	\$0		\$14,237,241.4
				1	GOAL CSBE	8.91 %	\$12,685,382.09	
				1	GOAL SBE	3 %	\$4,271,172.42	
H2017-045-R	05-APR-18		HIGH-MAST LIGHTS REPLACEMENT		\$175,000	\$0		\$0
RPQ NO. M2018-030	28-JUN-18		CRUISE TERMINAL G SKYLIGHTS WINDOW REPAIR		\$8,218	\$0		\$0
TRANSPORTATION AND PUBLIC WORKS							\$0	



Sustainability, Planning and Economic Enhancement Department

Small Business Development Division

Project Review Summary

Project	Rcvd Date	RC Date	Title	Measure	Agmt Est Budget	Single Source Specialty \$	Est \$ Goal %	CSBE 10%
20180055	13-APR-18		NE 96 STREET FROM NE 2 AVE TO NE 10 AVE		\$631,532	\$0		\$63,153.2
				1 GOAL CSBE 20.15 %			\$127,253.70	
20180064	31-MAY-18		PEOPLE'S TRANSPORTATION PLAN ROADWAY IMPROVEMENTS TO SW 137 AVE FROM H.E.F.T. TO US-1		\$7,727,951	\$0		\$772,795.1
				1 GOAL CSBE 11.71 %			\$904,943.06	
				1 GOAL SBE 1.28 %			\$98,917.77	
20180103	22-JUN-18		NW 142 STREET FROM NW 107 AVE TO NW 97 AVE		\$3,548,342	\$0		\$354,834.2
				1 GOAL SBE 2.12 %			\$75,224.85	
				1 GOAL CSBE 7.44 %			\$263,996.64	
20180104	22-JUN-18		ROADWAY IMPROVEMENT PROJECT ALONG NW 102 AVE FROM NW 138 STREET TO NW 145 PLACE		\$4,012,857	\$0		\$401,285.7
				1 GOAL CSBE 8.31 %			\$333,468.42	
				1 GOAL SBE 1.74 %			\$69,823.71	
RPQ NO. 20180090	09-MAY-18		WILLIAM POWELL BRIDGE EXPANSION JOINT AND FENDER SYSTEM REHABILITATION		\$3,581,173	\$0		\$358,117.3
				1 NO MEASURE SBE			\$0	
				1 GOAL CSBE 10.63 %			\$380,678.69	
RPQ NO. 20180096	22-MAY-18		INTERSECTION IMPROVEMENTS CONTRACT (PUSH BUTTON-NORTH)		\$1,730,000	\$0		\$173,000
				1 TRADE SET ASIDE 1 CSBE			\$0	
				1 NO MEASURE SBE			\$0	
				1 TRADE SET ASIDE 2 CSBE			\$0	
RPQ NO. 20180097	22-MAY-18		INTERSECTION IMPROVEMENTS CONTRACT (PUSH BUTTON-SOUTH)		\$1,730,000	\$0		\$173,000
				1 TRADE SET ASIDE 1 CSBE			\$0	
				1 TRADE SET ASIDE 2 CSBE			\$0	
				1 NO MEASURE SBE			\$0	
WATER AND SEWER DB18-WASD-01 (BUILD)	16-MAY-18		DESIGN-BUILD SERVICES FOR INSTALLATION OF A 36-INCH DIAMETER SANITARY SEWER FORCE MAIN: IN 107 AVENUE – FROM N.W.7 STREET TO N.W. 25 STREET		\$8,411,769	\$0		\$841,176.9
				1 GOAL CSBE 10.6 %			\$891,647.51	
				1 GOAL SBE 4 %			\$336,470.76	
E18-WASD-02-B	14-JUN-18		GEOTECHNICAL SERVICES, SPECIAL INSPECTIONS, STRUCTURAL		\$6,000,000	\$0		\$0



Sustainability, Planning and Economic Enhancement Department

Small Business Development Division

Project Review Summary

Project	Rcvd Date	RC Date	Title	Measure	Agmt Est Budget	Single Source Specialty \$	Est \$ Goal %	CSBE 10%
			ASSESSMENTS, SOILS, FOUNDATIONS AND MATERIALS TESTING SERVICES RELATED TO THE IMPROVEMENT					
			1	GOAL CBE	20 %		\$1,200,000	
RPQ NO. P0212R	26-APR-18		CDWWTP 90-INCH OCEAN OUTFALL PERMANENT REPAIR OF THE 90-INCH VALVE STRUCTURE		\$554,880	\$0		\$0
							\$0	
RPQ NO. P0213	24-MAY-18	24-MAY-18	ONE-YEAR COUNTY-WIDE CONTRACT FOR REHABILITATION OF MANHOLES, INFLOW AND INFILTRATION REPAIR		\$944,243	\$0		\$94,424.3
			1	GOAL CSBE	11.5 %		\$108,587.95	
RPQ NO. P0215	24-MAY-18		ONE-YEAR COUNTY-WIDE CONTRACT FOR REHABILITATION OF SANITARY SEWERS BY THE CURED-IN-PLACE PIPE LINING METHOD		\$2,541,303	\$0		\$254,130.3
			1	NO MEASURE CSBE			\$0	
RPQ NO. P0216	10-MAY-18		PROPOSED 16 & 12-INCH SANITARY GRAVITY SEWER ALONG SW 200 ST. (CARIBBEAN BLVD.) FROM SW 110 CT. TO SW 114 AVE.		\$511,128	\$0		\$51,112.8
			1	GOAL CSBE	14.27 %		\$72,937.97	
RPQ NO. P0217	18-MAY-18		ONE-YEAR COUNTY-WIDE CONTRACT FOR REHABILITATION OF SANITARY SEWERS BY THE CURED-IN-PLACE PIPE LINING METHOD IN WELLFIELD PROTECTION AREAS		\$2,541,303	\$0		\$254,130.3
			1	NO MEASURE CSBE			\$0	
S-907	09-APR-18		CD 2.11 CDWWTP EFFLUENT PUMP STATION ELECTRICAL IMPROVEMENTS		\$20,507,641	\$0		\$2,050,764.1
			1	GOAL SBE	2.52 %		\$516,792.55	
			1	GOAL CSBE	10.67 %		\$2,188,165.29	
CONSTRUCTION (60 detail records)					\$267,634,650	\$0	\$29,052,865.13	\$25,867,689.1
					% Goal Assigned: 10.86%			
					\$267,634,650	\$0	\$29,052,865.13	\$25,867,689.1



Sustainability, Planning and Economic Enhancement Department
Small Business Development Division

Project Review Summary

Project	Rcvd Date	RC Date	Title	Measure	Agmt Est Budget	Single Source Specialty \$	Est \$ Goal %	CSBE 10%
---------	--------------	------------	-------	---------	--------------------	-------------------------------	------------------	-------------

This report doesn't include projects with DBE programs

Total Number of Projects: 60

% Goal Assigned: 10.86%

<u>Measures</u>	<u>Total Count</u>	<u>Total Amount</u>
GOAL	15	\$212,560,825
LEVEL 3 SET ASIDE	4	\$375,000
NO MEASURE	33	\$62,326,307
TRADE SET ASIDE	3	\$3,059,535
TRADE SET ASIDE 1	2	\$3,460,000
TRADE SET ASIDE 2	2	\$3,460,000
	8	\$2,957,759

Report Criteria: Project Received Date Between April 1, 2018 and June 30, 2018
Project Type: CONSTRUCTION-EXPEDITE, CONSTRUCTION

Search Criteria Dept: ALL Type: 7040 Start Date: 4/1/2018 End Date: 6/30/2018



INTERNAL SERVICE DEPARTMENT
CAPITAL IMPROVEMENTS INFORMATION SYSTEM
MCC Out For Bids
Friday, August 17, 2018

Contracts out for bids from 4/1/2018 to 6/30/2018

MCC No	Project Name	Est Amt	Bid Due Date	Insurance Approval Date	Bidders Add Date	PreBid Meeting Date
AV: 7040-10148424	Dolphin Garage Interior Painting	\$1,200,000	6/7/2018	8/3/2018	5/7/2018	5/15/2018
AV: 7040-MDAD-W023A	MIA Cargo Bldg. 845 Re-roofing and Waterproofing Bldg. Envelope	\$2,001,200	7/26/2018		6/21/2018	6/27/2018
AV: 7040-MDADBC-000	MDAD/MCC 7040 Work Order-Based Program- Emergency/Priority Maint. Const. Serv. -	\$200,000	6/5/2018		5/14/2018	5/22/2018
AV: 7040-MDADBC-010	MDAD/MCC 7040 Work Order-Based Program- Emergency/Priority Maint. Const. Serv. -	\$200,000	6/5/2018		5/14/2018	5/22/2018
AV: 7040-MDADBC-011	MDAD/MCC 7040 Work Order-Based Program- Emergency/Priority Maint. Const. Serv. -	\$200,000	6/5/2018		5/14/2018	5/22/2018
AV: 7040-S019B	OPF Service Road Phase-2	\$1,242,871	5/14/2018		4/4/2018	4/30/2018
AV: 7040-W070A	W070A-W071A - MIA Bldg. 706-708 Restroom Renovations	\$800,000	7/16/2018		6/13/2018	6/19/2018
AV Total: 7		\$5,844,071				
CR: 7040-TTC-53832	Paving Repair	\$8,000	6/29/2018		6/18/2018	6/22/2018
CU: 7040-C18 CUA AHCAC	African Heritage Cultural Arts Center Renovation and Upgrades	\$1,200,000	7/18/2018		6/12/2018	6/19/2018
FR: 7040-MDFRD-553-VAR-P	MDFRD Stations 38 and 49 Drain Field Replacements	\$12,000	4/25/2018		4/13/2018	4/18/2018
FR: 7040-MDFRD-555-54-R	Fire Station 54 - Re-Roofing	\$85,000	5/16/2018		4/26/2018	5/2/2018
FR: 7040-MDFRD552-VAR-P	Exterior Painting of Various MDR Sites	\$80,000	4/16/2018		4/9/2018	4/11/2018
FR: 7040-MDFRD-555-54-R2	Fire Station 54 - Re-Roofing	\$85,000	6/20/2018	6/27/2018	6/11/2018	6/14/2018
FR Total: 4		\$262,000				
HD: 7040-25610	Tub/Shower Conversion - Jose Marti Plaza	\$6,647	4/11/2018		5/7/2018	
HD: 7040-23881	LEMON CITY	\$2,500	4/10/2018		4/2/2018	
HD: 7040-24352	HARRY CAIN TOWER - A/C REPAIRS	\$410	8/31/2017	5/18/2018	5/7/2018	
HD: 7040-26050	Gwen Cherry 5 - Fence Repairs	\$7,000	6/7/2018		5/16/2018	6/1/2018
HD: 7040-26805	CENTRAL AC REPAIRS - ANNIE COLEMAN	\$5,248	5/12/2018		6/19/2018	
HD: 7040-27275	Emergency Sliding Glass Door Replacement-Arthur Mays	\$1,350	5/23/2018		6/19/2018	
HD: 7040-27490	Emergency Roof/Ceiling Repairs at Pine Island I	\$5,581	4/13/2018		6/19/2018	
HD: 7040-27588	CULMER PLACE -EMERGENCY ELECTRICAL REPAIRS	\$7,185	5/10/2018		6/22/2018	
HD: 7040-28117	Site 310/311 Air Conditioners	\$7,700	5/1/2018		6/27/2018	4/30/2018
HD Total: 9		\$43,621				
ID: 7040-S180096-R2	Repair Roof Leaks and apply "Henry" Maintenance Coating at Traffic Management Ro	\$10,250	5/17/2018		4/17/2018	4/30/2018
ID: 7040-S180156	Roof Panels Repairs at Shop 3 Main	\$7,300	6/27/2018		6/13/2018	6/20/2018
ID: 7040-S180324	Mosquito Control Main Bldg. Drip Edge and Repair	\$5,250	6/4/2018		5/9/2018	5/23/2018
ID: 7040-S180417	DTPW-Repair Roof leaks TCC Computer Room	\$6,000	6/12/2018		5/16/2018	5/29/2018
ID: 7040-S181750	Library - Coral Gables	\$3,500	6/11/2018		5/16/2018	5/28/2018
ID: 7040-S181795	FUMD-Water Intrusion via Window 2nd and 3rd Floors West Lot	\$14,984	5/25/2016		5/8/2018	5/16/2018
ID: 7040-S181847	Collins Library Roof Leaks Repair	\$4,000	6/28/2018		6/13/2018	6/21/2018
ID: 7040-W170085	Waterproof Metal Roof of Fleet Shop 2 - Heavy Truck Facility	\$38,800	5/2/2018		4/3/2018	4/12/2018
ID: 7040-W180019	SDWWTP Administration Building Re-Roof	\$320,500	5/16/2018	7/20/2018	4/9/2018	4/17/2018
ID: 7040-W180027C	Reconfigure and build cages in warehouse at the Elections Headquarters	\$15,000	7/9/2018		6/19/2018	6/26/2018
ID: 7040-Z000188	Dade County Courthouse - 16th Floor Renovations	\$813,400	6/27/2018		5/15/2018	5/24/2018
ID: 7040-Z000193	Hialeah Courthouse New ADA Ramps	\$56,740	6/27/2018		5/17/2018	6/7/2018
ID: 7040-Z000200	North Dade Library - Air Quality Remediation Project	\$241,000	8/8/2018		6/29/2018	7/12/2018
ID: 7040-W170066	Kendale Lakes Library Chiller and Pumps Replacement	\$311,000	6/20/2018	7/12/2019	5/3/2018	5/17/2018
ID Total: 14		\$1,847,724				
MT: 7040-20180074	Push-Button Contract for Traffic Signal Improvements - North	\$3,000,800	7/18/2018		6/18/2018	6/26/2018
MT: 7040-20180075	Push-Button Contract for Traffic Signal Improvements - South	\$3,000,800	7/25/2018		6/20/2018	6/26/2018
MT: 7040-20180108	Drainage Improvements Project Multiple Sites	\$835,093	7/18/2018	8/13/2018	6/6/2018	6/28/2018
MT: 7040-20180131	Sidewalk Improvements	\$59,105	7/18/2018		6/22/2018	7/10/2018
MT: 7040-20180136	Drainage Improvements Project Multiple Sites	\$688,313	8/1/2018		6/29/2018	7/12/2018
MT: 7040-364334	Emergency Pit Netting at Central Coral Way and Northeast	\$18,000	5/15/2018		4/26/2018	5/2/2018
MT: 7040-364334-R	Emergency Pit Netting at Central Coral Way and Northeast	\$18,000	6/15/2018		6/6/2018	6/11/2018
MT: 7040-375762	Emergency services to repair/replacement damaged fence underneath the Metro Move	\$3,100	6/19/2018		6/22/2018	6/19/2018
MT Total: 8		\$7,623,211				
PE: 7040-03398-615	Demolition of Structure located at 14201 SW 194 AVE	\$14,553	5/18/2018		5/15/2018	
PE: 7040-03398-616	Demolition of Structure located at 170 NE 151 ST	\$15,182	6/18/2018	8/8/2018	6/11/2018	6/14/2018
PE: 7040-03398-613	Demolition of Structure located at 2167 NW 60 ST	\$6,694	4/17/2018		4/11/2018	
PE: 7040-03398-614	Demolition of Structure located at 3019 NW 45 ST	\$5,776	5/18/2018	7/18/2018	5/15/2018	
PE Total: 4		\$42,205				

<u>PR: 7040-HI - 180796</u>	Zoo Miami - Pen Covering - Emergency	\$168,000	12/8/2017	4/11/2018
<u>PR: 7040-172147</u>	Naranja Park - Access Control Fence Improvements	\$40,000	4/30/2018	4/12/2018 4/19/2018
<u>PR: 7040-167800</u>	Zoo Miami - Kitchen and Grain Warehouse Renovation	\$70,000	4/19/2018	4/3/2018 4/11/2018
<u>PR: 7040-182171</u>	Multiple Parks Fencing Repairs - South of Tamiami Trail	\$95,000	5/4/2018	4/13/2018 4/20/2018
<u>PR: 7040-182172</u>	Multiple Parks Fencing Repairs - North of Tamiami Trail	\$95,000	5/4/2018	4/13/2018 4/20/2018
<u>PR: 7040-590301-16-002</u>	Sugarwood Park - Site and Walkway Lighting	\$226,000	5/31/2018	5/11/2018 5/22/2018
<u>PR: 7040-Z184581</u>	Zoo Miami Animal Holding Pen-Chain Link Fencing	\$150,500	7/9/2018	7/19/2018 6/22/2018 6/28/2018
<u>PR: 7040-601001-08-002</u>	Biscayne Trail Segment C - Hybrid/Mountain Bike Trail and Spurs Rest Area	\$422,497	5/7/2018	7/12/2018 4/5/2018 4/19/2018
<u>PR: 7040-201001-18-001</u>	Norman and Jean Reach Park - Baseball Field Bleacher Pads	\$32,000	7/6/2018	6/21/2018 6/27/2018
<u>PR: 7040-591001-15-003</u>	Camp Matecumbe - Relocation Utility Underground and Force Main Installation	\$502,496	6/13/2018	7/20/2019 5/11/2018 5/23/2018
<u>PR: 7040-591001-15-004</u>	Camp Matecumbe - Chapel Renovation	\$255,161	6/13/2018	7/31/2018 5/11/2018 5/23/2018
PR Total: 11		\$2,056,654		
<hr/>				
<u>SP: 7040-2017-018.02</u>	Cruise Terminal E New Passenger Boarding Bridges Electrical Upgrades	\$247,905	4/27/2018	5/18/2018 4/3/2018 4/12/2018
<hr/>				
<u>WS: 7040-T2388RR</u>	CD 2.19 2b Co-Gen Facility Restroom and Glass Block Rehabilitation	\$1,132,550	7/17/2018	6/13/2018 6/18/2018
<u>WS: 7040-T2422R</u>	PUMP STATION NO.0047 REPLACEMENT OF CONTROL PANEL	\$210,000	5/4/2018	5/18/2018 4/13/2018 4/26/2018
<u>WS: 7040-T2455</u>	Upgrade of Sewage Pump Station 1026	\$638,570	5/15/2018	8/6/2018 4/10/2018 4/16/2018
<u>WS: 7040-T2464</u>	UPGRADE OF SEWAGE PUMP STATION 0742	\$825,373	6/28/2018	5/18/2018 5/29/2018
<u>WS: 7040-T2466</u>	CD 4.9 48 5363 Installation of 16in 12in and 8in DIP Force Mains	\$2,142,496	7/19/2018	6/1/2018 6/19/2018
<u>WS: 7040-T2466</u>	Install of 8 inch DI WM in SW 147 AVE and 152 AVE on 288 st and 296 st	\$2,203,884	7/31/2018	6/29/2018 7/11/2018
<u>WS: 7040-T2458</u>	A/C Duct Demolition at Pump Station 1310	\$3,750	4/18/2018	4/10/2018 4/12/2018
<u>WS: 7040-T2463HI</u>	HURRICANE IRMA FENCE REPAIRS	\$11,700	5/4/2018	5/7/2018 4/30/2018 5/2/2018
<u>WS: 7040-T2457</u>	Emergency Replacement of 15 Inch Gravity Sewer Main	\$300,000	4/11/2018	5/8/2018 4/27/2018 4/6/2018
<u>WS: 7040-T2465</u>	REMOVAL AND REPLACEMENT OF 6 FT FENCE and ALUM GATE REPAIR -CDWWWT VK	\$16,600	5/16/2018	5/23/2018 5/9/2018 5/14/2018
<u>WS: 7040-T2474</u>	Lejeune Building Clean and Sanitize A/C Duct System	\$75,000	6/25/2018	7/27/2018 6/12/2018 6/20/2018
<u>WS: 7040-T2481</u>	Asbestos abatement at PS 300	\$3,500	7/3/2018	7/30/2018 6/27/2018 6/28/2018
<u>WS: 7040-T2357R</u>	1 yr countywide contract for restoration of concrete meter slabs sidewalks curbs	\$368,500	5/2/2018	6/4/2018 4/2/2018 4/18/2018
WS Total: 13		\$7,931,923		
<hr/>				
Totals: 73		\$27,107,314		

Exit

Date Last Edited : 04/01/2011 -10:58:43

**Internal Services Department
Small Business Development
Bonding & Financial Assistance
Program
June 2018- August 2018**

		Total for Period	
		YTD Total	
Activity #	Bonding Assistance	06/01/18- 08/17/18	10/01/17- 08/17/18
1	Firms Assisted with Bonding Needs	15	38
2	Bond Application Received	4	8
3	Bonding Applications Approved	4	6
4	Bond Applications Denied	0	2
5	Value of Approved Bond Applications	2,200,000	4,593,000
Financial Assistance			
1	Firms Assisted with Loan Needs	11	21
2	Loan Application Received **	0	8
3	Loan Applications Approved	0	2
4	Loan Application Denied	0	6
5	Value of Approved Loan Applications	0	\$500,000

Bonding

Race/Ethnicity 4 Hispanic (Surety Company: Insource, Alter, and Nielson)

Loan Program 0

Race Ethnicity

Contracts outreach for bonding and financial assistance-

MCC 7040

MCC 7040 Plan - CICC 7040-0/07 – RPQ MWDC-54223
MCC 7040 Plan - CICC 7040-0/07 - RPQ: T2468
MCC 7040 Plan - CICC 7040-0/07 - RPQ: 20180074
MCC 7040 Plan - CICC 7040-0/07 - RPQ: 591001-15-003
MCC 7040 Plan - CICC 7040-0/07 – RPQ: 20180075
MCC 7040 Plan - CICC 7040-0/07 - RPQ: MWDC-54223

MCC 7360

MCC 7360 Plan - CICC 7360-0/08 - RPQ: 20180090
MCC 7360 Plan - CICC 7360-0/08 - RPQ: HI-99999-17-011
MCC 7360 Plan - CICC 7360-0/08 - RPQ: HI-183992
MCC 7360 Plan - CICC 7360-0/08 - -RPQ 20180146
MCC 7360 Plan- CICC 7360-0/08 RPQ nmperrlmw

Certification Type: SBE Constuction
PERIOD: June 1, 2018 to July 31, 2018

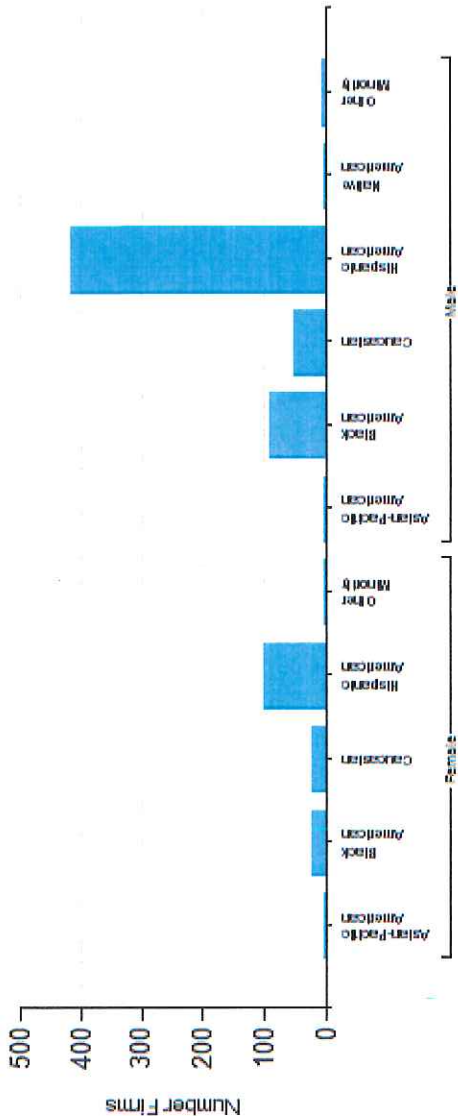
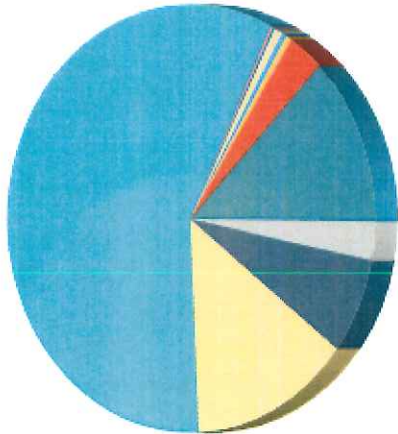
			Total Amount	African American	Caucasian	Hispanic	Asian	Native American	Other	Female
Total Certified SBE-Con. as of 8/15/18			718	114	73	516	7	2	6	147
1	Reviewed and Approved Applications (New, Annual Renewal, Recertification)	37								
2	Graduated	4								
3	Denied	0								
4	Removed	22								

Verumea Directory - Ethnicity & Gender Summary

Ethnicity & Gender Summary

Ethnicity	Gender	Number Firms
Asian-Pacific American	Female	3
Asian-Pacific American	Male	4
Black American	Female	22
Black American	Male	92
Caucasian	Female	21
Caucasian	Male	52
Hispanic American	Female	100
Hispanic American	Male	416
Native American	Male	2
Other Minority	Female	1
Other Minority	Male	5
Total Firms		718

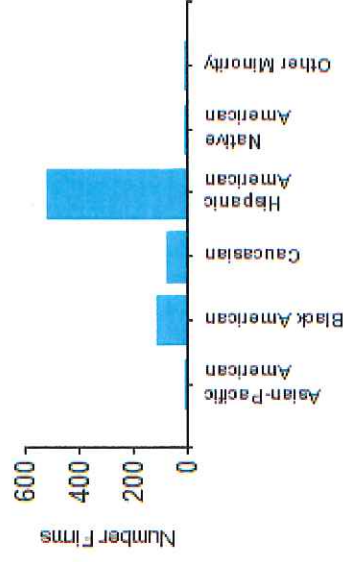
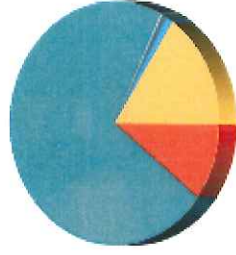
- Asian-Pacific American - Female
- Asian-Pacific American - Male
- Black American - Female
- Black American - Male
- Caucasian - Female
- Caucasian - Male
- Hispanic American - Female
- Hispanic American - Male
- Native American - Male
- Other Minority - Female
- Other Minority - Male



Veruena Directory - Ethnicity & Gender Summary


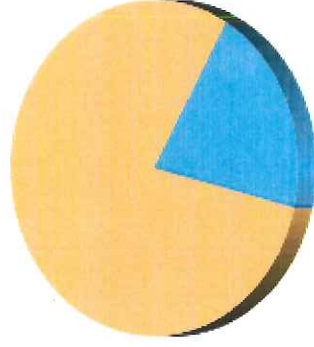
Ethnicity Summary

Ethnicity	Number Firms
Asian-Pacific American	7
Black American	114
Caucasian	73
Hispanic American	516
Native American	2
Other Minority	6
Total Firms	718



Gender Summary

Gender	Number Firms
Female	147
Male	571
Total Firms	718



SBE- Construction Graduated firms - June to July 2018

Date: 8/15/2018 8:54:32 AM

Business Name	Certification Status
C.G. ELECTRICAL & CONSULTING SERVICES INC.	Graduated
CUBE CARE CO.	Graduated
EARL HAGOOD, INC.	Graduated
GENERAL PROPERTY CONSTRUCTION CO.	Graduated

Generated from the B2Gnow System.

Removed Firms - June to July 2018

Date: 8/15/2018 8:36:23 AM

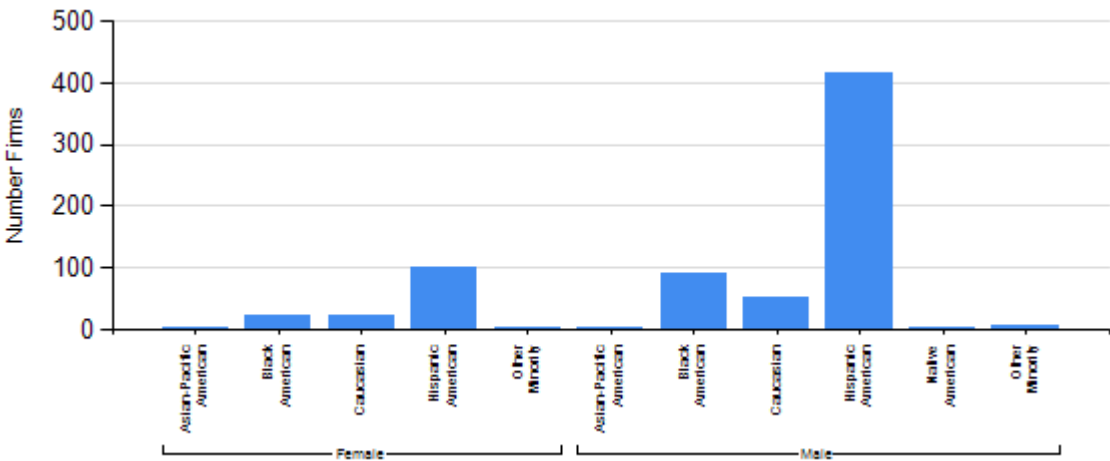
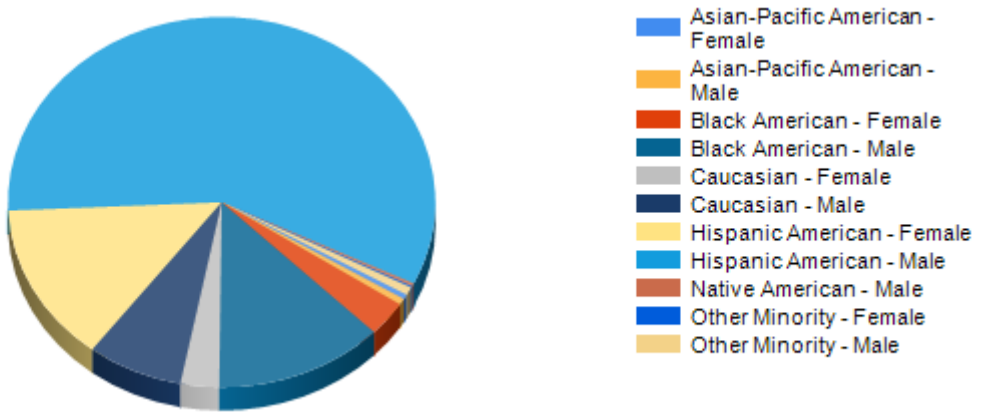
Business Name	Certification Type	Certification Action	Certification Status
A & O PLUMBING CORP.	SBE-Con	New	Removed
AMERIFIRST CONSTRUCTION CORP.	SBE-Con	New	Removed
AMERIFIRST CONSTRUCTION CORP.	SBE-Con	Renewal	Removed
AWNINGS BY DESIGN, CORP	SBE-Con	New	Removed
C.T. MECHANICAL CO.	SBE-Con	New	Removed
CUBAN TROPICAL TILE, CO.	SBE-Con	Renewal	Removed
Dade Electric Service, Inc	SBE-Con	Renewal	Removed
Design Construction Development Corporation	SBE-Con	New	Removed
ELICUET CONSTRUCTION CORP.	SBE-Con	New	Removed
F & F ENGINEERING CONTRACTOR, INC.	SBE-Con	New	Removed
HOME FLOORING CONTRACTORS, INC.	SBE-Con	New	Removed
L' STONE INVESTMENTS CORP.	SBE-Con	Renewal	Removed
LEYRAM CONSTRUCTION INC.	SBE-Con	New	Removed
MIAMI PAINTING CO., LLC	SBE-Con	New	Removed
MIAMI STRIPING, INC.	SBE-Con	New	Removed
PINNACLE CM, INC.	SBE-Con	New	Removed
PROGLASS SYSTEMS LLC	SBE-Con	New	Removed
R & G, LLC	SBE-Con	New	Removed

SALANI ENGINEERS & GENERAL CONTRACTORS CORP	SBE-Con	New	Removed
SUN BROTHER MECHANICAL INSULATION INC.	SBE-Con	New	Removed
UNIVERSAL CONSTRUCTORS, LLC.	SBE-Con	Renewal	Removed
Wis Engineering, LLC	SBE-Con	New	Removed
YJJ SOLUTIONS CORP.	SBE-Con	New	Removed

Generated from the
B2Gnow System.

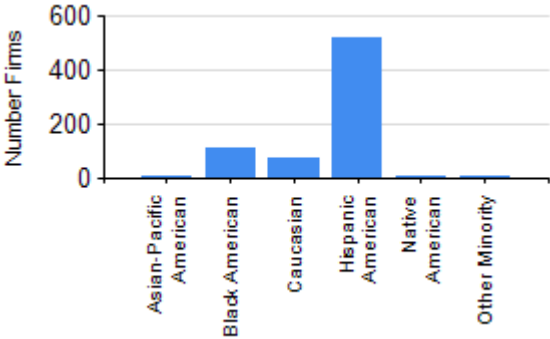
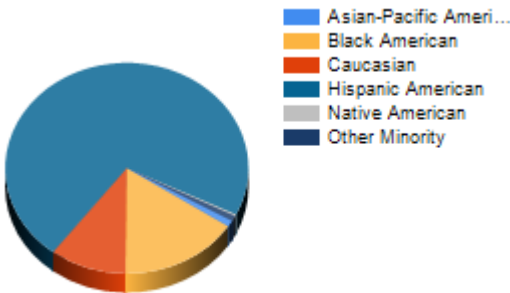
Ethnicity & Gender Summary

Ethnicity	Gender	Number Firms
Asian-Pacific American	Female	3
Asian-Pacific American	Male	4
Black American	Female	22
Black American	Male	92
Caucasian	Female	21
Caucasian	Male	52
Hispanic American	Female	100
Hispanic American	Male	416
Native American	Male	2
Other Minority	Female	1
Other Minority	Male	5
Total Firms		718



Ethnicity Summary

Ethnicity	Number Firms
Asian-Pacific American	7
Black American	114
Caucasian	73
Hispanic American	516
Native American	2
Other Minority	6
Total Firms	718



Gender Summary

Gender	Number Firms
Female	147
Male	571
Total Firms	718

