

**SMALL BUSINESS ENTERPRISE  
CONSTRUCTION  
ADVISORY BOARD PACKET**

**October 15, 2018**

**Miami-Dade County  
SMALL BUSINESS ENTERPRISE - CONSTRUCTION  
ADVISORY BOARD MEETING  
Monday, October 15, 2018  
Stephen P. Clark Center, 111 N.W. 1<sup>st</sup> Street,  
19<sup>th</sup> Floor Conference Room  
AGENDA**

**I. Welcome/Introductions**

**II. Construction Management Quarterly Reporting**

- **Miscellaneous Construction Contract MCC-8-10**  
.....*Ionnie McNeill*  
MCM Corporation
- **Jackson Health/PHT – Job Order Contract Status**  
.....*Teodoro Carrasco*  
Director of Procurement/Construction
- **Project A- Jackson North Medical Center (OHL Arellano Construction Co.)**  
.....*Robert Herold*
- **Project D- JMH Main Floor Modernizations (Skanska USA Building, Inc.)**  
.....*Andrew Smith*
- **Project F- Jackson Rehabilitation Hospital (Turner Construction Company)**  
.....*Robert Leyva*

**III. SBD Section Reports**

- **SBE – Construction Business Outreach & Education**.....*Lawanda Wright-Robinson*  
SBD Business Outreach & Education
- **SBE – Construction Project Review & Financial Assistance**.....*Laurie Johnson*  
SBD Project Review & Analysis
  - Discussion of mobilization costs (Resolution No. R-1386-09)
- **SBE – Construction Utilization Report**..... *Tracie Auguste*  
SBD Policy & Legislation Management
- **SBE – Construction Certification Update Report**.....*Claudious Thompson*  
SBD Certification

*Delivering Excellence Every Day*

**MIAMI-DADE  
COUNTY**

**IV. Old Business**

- Approval of August 20, 2018 Meeting Minutes

**V. New Business**

- Disparity Study Update
  - <http://www.miamidade.gov/mayor/library/memos-and-reports/2015/07/07.09.15-Miami-Dade-County-Disparity-Study.pdf>
- Attendance and Term Requirements
- Board vacancies update
  - New vacancies for Certified CSBE and Miami Dade Chamber of Commerce
- Vote on next Advisory Board Meeting Date
- Request for future agenda items

**VI. Reasonable opportunity for the public to be heard before County boards (Sec. 2-11.39.3)**

**VII. Adjournment**

**NEXT BOARD MEETING: Monday, December 17, 2018 at 1:00 p.m.**

## **TABLE OF CONTENTS**

### **AGENDA**

---

MCC-8-10	<b>1</b>
JACKSON/HEALTH/PHT –JOC	<b>2</b>
PROJECT A – (OHL Arellano Construction Co.)	<b>3</b>
PROJECT D – (Skanska USA Building, Inc.)	<b>4</b>
PROJECT F- (Turner Construction Company)	<b>5</b>
SBE Construction Business Outreach & Education (BOE)	<b>6</b>
SBE Construction Project Review & Financial Assistance Report	<b>7</b>
Resolution No. R-1386-09	<b>8</b>
SBE Construction Utilization Report	<b>9</b>
SBE Construction Certification Report	<b>10</b>
Attendance and Term Requirements	<b>11</b>
August 20, 2018 MEETING MINUTES	<b>12</b>



Project #	Project Name	Prime		Start Date	Contract Award	CSBE Award	Amount Paid to GC	Amount Paid to CSBE	CSBE Part.	% Complete
8-10	Key Management Staff	MCM		3/1/12	\$ 5,915,262.00		\$ 5,402,727.68		18%	91.34%
	18% of Pre Const. Fee only (\$177,980.00)		MCO Construction	3/1/12		\$ 1,445,227.88		\$ 922,523.36	24%	63.83%
R044A	MIA-Hotel Lobby/Public Space Renovations	MCM			\$ 3,642,865.18		\$ 3,642,865.18		77%	100.00%
			Cityworks Construction, LLC			\$ 211,515.18		\$ 211,515.18	6%	100.00%
			Fleites Construction Group			\$ 180,243.08		\$ 180,243.08	5%	100.00%
			Metro Infrastructure, Corp.			\$ 248,598.15		\$ 248,598.15	7%	100.00%
			A-1 All Florida Painting, Inc.			\$ 105,286.30		\$ 105,286.30	3%	100.00%
			Fleites Construction Group			\$ 114,965.18		\$ 114,965.18	3%	100.00%
			World of Frameless Glass, Inc			\$ 190,861.29		\$ 190,861.29	5%	100.00%
			Metro Infrastructure, Corp.			\$ 317,145.09		\$ 317,145.09	9%	100.00%
			EPIC Consultants, Inc.			\$ 190,878.43		\$ 190,878.43	5%	100.00%
			A-1 All Florida Painting, Inc.			\$ 13,821.29		\$ 13,821.29	0%	100.00%
			Century Fire, Inc.			\$ 156,362.84		\$ 156,362.84	4%	100.00%
			Peoples Plumbing & Mechanical			\$ 212,121.58		\$ 212,121.58	6%	100.00%
			DODEC, Inc.			\$ 185,778.57		\$ 185,778.57	5%	100.00%
			Thevenin Enterprises, Inc.			\$ 667,035.06		\$ 667,035.06	18%	100.00%
R107A	MIA- Midfield Fire Station Modification	MCM			\$ 239,258.00		\$ 239,258.00		91%	100.00%
			EPIC Consultants, Inc.			\$ 66,141.00		\$ 66,141.00	28%	100.00%
			Xpress Painting, Inc.			\$ 62,480.00		\$ 62,480.00	26%	100.00%
			Ruben Electric Technology, Inc.			\$ 88,200.00		\$ 88,200.00	37%	100.00%
B313A	MIA- So. Terminal 5th Floor Mechanical Room	MCM			\$ 34,920.67		\$ 34,920.67		82%	100.00%
			EPIC Consultants, Inc.			\$ 12,795.00		\$ 12,795.00	37%	100.00%
			DL & RR Services, LLC			\$ 1,364.00		\$ 1,364.00	4%	100.00%
			Ruben Electric Technology, Inc.			\$ 14,647.00		\$ 14,647.00	42%	100.00%
D022A	MIA-Central Marketplace - Phase II & III	MCM			\$ 3,239,965.32		\$ 3,239,965.32		26%	100.00%
			Lunacon Construction Group, Inc.			\$ 274,607.51		\$ 274,607.51	8%	100.00%
			ABC Construction, Inc.			\$ 10,900.00		\$ 10,900.00	0%	100.00%
			C.L. Elias Construction, Inc.			\$ 44,937.00		\$ 44,937.19	1%	100.00%
			A-1 All Florida Painting, Inc.			\$ 12,195.00		\$ 12,195.00	0%	100.00%
			Century Fire, Inc.			\$ 18,425.00		\$ 18,425.00	1%	100.00%
			Richlin Plumbing, Inc.			\$ 35,219.00		\$ 35,219.00	1%	100.00%
			Sunshine State Air Conditioning			\$ 81,535.71		\$ 81,535.71	3%	100.00%
			Tropical Electric			\$ 369,221.00		\$ 369,221.00	11%	100.00%
780KD11	NTD-FPL Vaults #1, #2, & 5 Fire Rated Damper	AAP			\$ 202,921.85		\$ 202,921.85		90%	100.00%
			AAP Construction			\$ 183,176.00		\$ 183,176.31	90%	100.00%
S089A	MIA-NTD FIS Re-Check	MCM			\$ 5,330,950.90		\$ 5,330,950.90		46%	100.00%
			New Beach Construction			\$ 195,200.00		\$ 195,200.00		100.00%
			Lunacon Construction Group, Inc.			\$ 43,117.00		\$ 43,117.00	1%	100.00%
			Lunacon Construction Group, Inc.			\$ 123,139.62		\$ 123,139.62	2%	100.00%

Project #	Project Name	Prime		Start Date	Contract Award	CSBE Award	Amount Paid to GC	Amount Paid to CSBE	CSBE Part.	% Complete
			Cityworks Construction, LLC			\$ 302,184.00		\$ 302,183.68	6%	100.00%
			A-1 All Florida Painting, Inc.			\$ 29,250.00		\$ 29,250.00	1%	100.00%
			A-1 All Florida Painting, Inc.			\$ 575,753.89		\$ 575,753.89	11%	100.00%
			C.L. Elias Construction, Inc.			\$ 62,281.89		\$ 62,281.89	1%	100.00%
			New Beach Construction			\$ 289,021.22		\$ 289,021.22	5%	100.00%
			Cityworks Construction, LLC			\$ 68,787.00		\$ 68,787.00	1%	100.00%
			Right Way Painting			\$ 69,960.00		\$ 69,960.00	1%	100.00%
			New Beach Construction			\$ 12,000.00		\$ 12,000.00	0%	100.00%
			Century Fire, Inc.			\$ 141,316.00		\$ 141,315.73	3%	100.00%
			Richlin Plumbing, Inc.			\$ 26,195.00		\$ 26,195.00	0%	100.00%
			Coakley Mechanical			\$ 277,871.00		\$ 277,871.00	5%	100.00%
			Green Light Electric System			\$ 404,629.76		\$ 404,629.76	8%	100.00%
			Supreme Ceilings & Interiors			\$ 7,831.00		\$ 7,831.00	0%	100.00%
D105C	MIA-Dolphin & Flamingo Parking Garages Rep.	MCM			\$ 7,284,481.22		\$ 7,284,481.22		92%	100.00%
			S&K Quality Contractors			\$ 820,420.00		\$ 820,420.00	11%	100.00%
			ABC Construction			\$ 3,293,720.13		\$ 3,189,213.47	45%	96.83%
			Hernandez Metal Fabricators			\$ 222,697.36		\$ 222,697.36	3%	100.00%
			A-1 All Florida Painting, Inc.			\$ 847,480.15		\$ 847,480.15	12%	100.00%
			Inclan Painting			\$ 429,576.67		\$ 429,576.67	6%	100.00%
			S&K Quality Contractors			\$ 504,470.00		\$ 504,470.00	7%	100.00%
			Stone Concept Miami			\$ 164,110.00		\$ 164,110.00	2%	100.00%
			S&K Quality Contractors			\$ 95,874.77		\$ 95,874.30	1%	100.00%
			S&K Quality Contractors			\$ 52,750.00		\$ 52,025.00	1%	98.63%
			Peoples Plumbing & Mechanical			\$ 228,748.19		\$ 228,748.19	3%	100.00%
			Ruben Electric Technology, Inc.			\$ 44,842.60		\$ 29,600.00	1%	66.01%
Q043A	Building 861, 862, & 863	MCM			\$ 750,753.44		\$ 750,753.44		82%	100.00%
			Epic Consultants, Inc.			\$ 86,675.57		\$ 83,373.26	1%	96.19%
			A-1 Florida Painting, Inc.			\$ 9,425.00		\$ 9,425.00	1%	100.00%
			Epic Consultants, Inc.			\$ 66,495.94		\$ 64,853.39	9%	97.53%
			Epic Consultants, Inc.			\$ 58,701.17		\$ 58,701.17	8%	100.00%
			Coakley Mechanical Inc.			\$ 7,750.00		\$ 7,642.75	1%	98.62%
			Thevenin Enterprises, Inc.			\$ 461,136.32		\$ 461,136.32	61%	100.00%
S100A	MIA-Conc G Switchgear Replacement	MCM			\$ 1,983,200.99		\$ 1,885,718.97		90%	95.08%
			Solares Electric			\$ 1,787,494.99		\$ 1,638,848.14	90%	91.68%
V040A-1	MIA Satellite E Pavement Rehab. Pkg. 1 MOT/E	MCM		12/28/15	\$ 1,558,104.11		\$ 1,470,769.42		86%	94.39%
			ABC Construction			\$ 597,844.46		\$ 516,187.87	38%	86.34%
			Roberts Traffic & Markings			\$ 347,450.82		\$ 330,078.29	22%	95.00%
			Jador International			\$ 290,984.07		\$ 288,344.50	19%	99.09%
			Ameradrain Plumbing			\$ 92,624.00		\$ 42,198.75	6%	45.56%
			Peoples Plumbing & Mechanical			\$ 6,899.83		\$ 6,830.83	0%	99.00%



Project #	Project Name	Prime		Start Date	Contract Award	CSBE Award	Amount Paid to GC	Amount Paid to CSBE	CSBE Part.	% Complete
	MIA-Quick Response Project Order	MCM		SAO #	\$ 1,778,089.49		\$ 1,642,192.23		68%	92.36%
	Budget = \$2,200,000.00		Fleites Construction	43		\$ 87,423.00		\$ 93,452.39	5%	106.90%
			A-1 All Florida Painting, Inc.	43		\$ 197,800.00		\$ 197,800.00	11%	100.00%
			Thevenin Enterprises	43		\$ 13,368.83		\$ 13,368.83	1%	100.00%
			C.L. Elias Construction	37		\$ 114,764.00		\$ 93,667.47	6%	81.62%
			A-1 All Florida Painting, Inc.	37		\$ 2,725.00		\$ 2,725.00	0%	100.00%
			Century Fire	37		\$ 14,500.00		\$ 14,500.00	1%	100.00%
			Coakley Mechanical Inc.	37		\$ 13,800.00		\$ 13,800.00	1%	100.00%
			Ruben Electric Technology, Inc.	37		\$ 56,500.00		\$ 56,500.00	3%	100.00%
			Fleites Construction	37		\$ 10,500.00		\$ 1,953.85	1%	18.61%
			C.L. Elias Construction	39		\$ 14,336.55		\$ 6,115.00	1%	42.65%
			Century Fire	39		\$ 1,953.85		\$ 1,953.85	0%	100.00%
			Coakley Mechanical Inc.	39		\$ 6,115.00		\$ 6,115.00	0%	100.00%
			Inclan Painting	41		\$ 86,500.00		\$ 86,500.00	5%	100.00%
			Jador International	42		\$ 29,600.00		\$ 29,600.00	2%	100.00%
			Epic Consultants, Inc.	44		\$ 10,766.56		\$ 10,766.56	1%	100.00%
			Epic Consultants, Inc.	45		\$ 19,343.00		\$ 17,063.00	1%	88.21%
			EPIC Consultant, Inc.	46		\$ 181,370.00		\$ 181,370.00	10%	100.00%
			Ruben Electric Technology, Inc.	46		\$ 10,870.00		\$ 10,793.50	1%	99.30%
			Fleites Construction Group, Inc.	47		\$ 93,452.39		\$ 93,452.39	5%	100.00%
			Epic Consultants, Inc.	48		\$ 15,626.11		\$ 15,626.11	1%	100.00%
			Thevenin Enterprises, Inc.	49		\$ 568.83		\$ 568.83	0%	100.00%
			Epic Consultants, Inc.	50		\$ 12,113.60		\$ 12,113.60	1%	100.00%
			Ruben Electric Technology, Inc.	50		\$ 2,070.00		\$ 540.00	0%	26.09%
			Jador International	51		\$ 49,200.00		\$ 46,740.00	3%	95.00%
			Epic Consultants, Inc.	52		\$ 3,730.38		\$ 3,730.38	0%	100.00%
			Jador International	53		\$ 50,879.55		\$ 48,335.57	3%	95.00%
			Paradises Awning	54		\$ 96,494.13		\$ 47,137.22	5%	48.85%
			Ruben Electric Technology, Inc.	54		\$ 14,875.00		\$ 14,131.25	1%	95.00%
			Clearview Electric	56		\$ 125,250.00		\$ 118,099.25	7%	94.29%
			Fleites Construction Group, Inc.	57		\$ 4,330.46		\$ 4,330.46	0%	100.00%
			Jador International	58		\$ 20,843.72		\$ 19,801.53	1%	95.00%
			Fleites Construction	60		\$ 2,556.78		\$ 2,556.78	0%	100.00%
			Coakley Mechanical Inc.	62		\$ 216,700.00		\$ 209,700.00	12%	96.77%
			C.L. Elias Construction	64		\$ 5,690.00		\$ 5,405.49	0%	95.00%
			Ameradrain Plumbing	64		\$ 25,000.00		\$ 23,750.00	1%	95.00%
			Thevenin Enterprises	64		\$ 792.00		\$ 792.00	0%	100.00%
			Coakley Mechanical	67		\$ 20,438.44		\$ 20,438.44	1%	100.00%
			Coakley Mechanical	68		\$ 12,630.00		\$ 12,630.00	1%	100.00%
			Clearview Electric	69		\$ 125,000.00		\$ 115,520.00	7%	92.42%

Project #	Project Name	Prime		Start Date	Contract Award	CSBE Award	Amount Paid to GC	Amount Paid to CSBE	CSBE Part.	% Complete
			Paradises Awning	70		\$ (46,876.00)		\$ (46,876.00)	-3%	100.00%
			Paradises Awning	71		\$ 25,295.62		\$ 25,295.62	1%	100.00%
			Coakley Mechanical	72		\$ (7,552.20)		\$ (7,552.20)	0%	100.00%
			C. L Elias	74		\$ 244.16		\$ 244.16		100.00%
			Kesoki Painting LLC	76		\$ 13,000.00				
			Tesla Engineering, Inc	76		\$ 34,570.00				
U-055-A	MIA-Int. Renov. Reloc. Of ID Section/Drivers	MCM		4/18/16	\$ 3,021,227.15		\$ 2,939,114.87		91%	97.28%
			AAP Construction (Gen)			\$ 313,519.64		\$ 313,519.64	10%	100.00%
			Paradise Awnings			\$ 73,117.81		\$ 73,117.81	2%	100.00%
			AAP Construction (Carpentry)			\$ 99,132.25		\$ 99,132.25	3%	100.00%
			C.L. Elias Construction			\$ 134,955.94		\$ 134,955.94	4%	100.00%
			World of Frameless Glass			\$ 89,153.81		\$ 89,153.81	3%	100.00%
			Chavez South Florida Interiors			\$ 248,620.11		\$ 184,670.61	8%	74.28%
			AAP Construction (Floor & Ceiling)			\$ 196,013.00		\$ 196,013.00	6%	100.00%
			A-1 All Florida Painting, Inc.			\$ 28,079.40		\$ 26,675.43	1%	95.00%
			Century Fire			\$ 275,462.94		\$ 275,462.94	9%	100.00%
			Al Hill Plumbing			\$ 67,692.00		\$ 67,692.00	2%	100.00%
			Sunshine State Air Conditioning			\$ 295,245.40		\$ 288,694.76	10%	97.78%
			Thevening Enterprises			\$ 923,441.44		\$ 923,441.19	31%	100.00%
V-075-A	MIA-Structural Bridge Repairs No. 3111	MCM			\$552,274.69		\$ 552,274.69		92%	100.00%
			ABC Construction, Inc.			\$205,161.38		\$ 205,161.38	37%	100.00%
			AAP Construction Group Corp.			\$79,784.00		\$ 79,784.00	14%	100.00%
			EPIC Consultants, Inc.			\$98,197.00		\$ 98,197.00	18%	100.00%
			A-1 All Florida Painting, Inc.			\$122,750.00		\$ 122,750.00	22%	100.00%
T-072-D	Lower Concourse E APM Station 4th Floor	MCM			\$2,246,012.33		\$ 2,246,012.33		92%	100.00%
			AAP Construction Group Corp."A"			\$351,657.00		\$ 351,657.00	16%	100.00%
			Paradise Awnings Corporation			\$569,374.16		\$ 569,970.16	25%	100.10%
			AAP Construction Group Corp."D"			\$147,508.03		\$ 147,508.03	7%	100.00%
			AAP Construction Group Corp."E"			\$218,185.20		\$ 218,185.20	10%	100.00%
			A1-All Florida Painting, Inc			\$18,600.00		\$ 18,600.00	1%	100.00%
			Century Fire, Inc.			\$155,062.50		\$ 111,987.50	7%	72.22%
			Coakley Mechanical, Inc.			\$114,500.00		\$ 114,500.00	5%	100.00%
			Solares Electrical Servces			\$497,718.85		\$ 497,718.85	22%	100.00%
V-043-A	Central Ticket Counters F, G Phase 1	MCM		9/23/16	\$ 771,071.17		\$ 771,071.17		89%	100.00%
			C. L. Elias Construction, Inc			\$114,390.79		\$ 114,390.79	15%	100.00%
			Paradise Awnings Corp			\$48,264.50		\$ 39,201.33	6%	81.22%
			ABC Construction, Inc			\$69,305.93		\$ 69,305.93	9%	100.00%
			Everett Painting Company, Inc			\$5,710.21		\$ 5,710.21	1%	100.00%
			C. L. Elias Construction, Inc			\$13,997.00		\$ 13,997.00	2%	100.00%
			DAC Air Conditioning Corp			\$119,970.00		\$ 119,970.00	16%	100.00%



Project #	Project Name	Prime		Start Date	Contract Award	CSBE Award	Amount Paid to GC	Amount Paid to CSBE	CSBE Part.	% Complete
			Jador International Corp			\$316,024.55		\$ 316,024.55	41%	100.00%
			National Fire Protection			\$10,536.83		\$ 10,513.65	1%	99.78%
U-037-A	United Airlines Colocation ATO Renovations	MCM		9/16/16	\$ 361,453.93		\$ 361,453.93		99%	100.00%
			Delka Innovo Group			\$31,113.45		\$ 31,113.45	9%	100.00%
			Paradise Awnings Corp			\$33,814.03		\$ 600.00	9%	1.77%
			Delka Innovo Group			\$65,137.00		\$ 65,137.00	18%	100.00%
			Delka Innovo Group			\$4,173.00		\$ 4,173.00	1%	100.00%
			Epic Consultants, Inc			\$33,347.92		\$ 33,347.92	9%	100.00%
			Epic Consultants, Inc			\$23,101.00		\$ 21,985.00	6%	95.17%
			Everett Painting Company, Inc			\$8,709.49		\$ 8,709.49	2%	100.00%
			Delka Innovo Group			\$10,953.51		\$ 10,953.51	3%	100.00%
			DAC Air Conditioning Corp			\$42,445.78		\$ 42,445.78	12%	100.00%
			Al Hill Plumbing Corp			\$17,565.00		\$ 17,565.00	5%	100.00%
			National Fire Protection			\$10,536.83		\$ 10,513.65	3%	99.78%
			Thevenin Enterprises, Inc			\$87,860.79		\$ 40,355.69	24%	45.93%
T074-T	E-FIS Emergency Renovations, 1st Level	MCM		2/28/17	\$ 1,878,855.28		\$ 1,846,018.00		68%	98.25%
			A1-All Florida Painting, Inc			\$36,797.90		\$ 34,958.01	2%	95.00%
			AAP Construction Group Corp.			\$805,851.07		\$ 805,551.00	43%	99.96%
			Century Fire, Inc.			\$113,870.21		\$ 111,023.45	6%	97.50%
			Jador International Corp			\$323,545.06		\$ 315,456.43	17%	97.50%
T072-H	E-FIS Renovation Security & Access Control	MCM		8/29/17	\$ 1,406,718.51		\$ 1,168,868.32		13%	83.09%
			Jador International Corp			\$177,297.86		\$ 168,432.97	13%	95.00%
X045A	Conc. J Gate 3 - EDS Room	MCM		9/9/17	\$ 400,273.02		\$ 400,273.02		78%	100.00%
			AAP Consrucion Group Corp.			\$83,643.00		\$ 83,643.00	21%	100.00%
			AAP Consrucion Group Corp.			\$15,250.00		\$ 15,250.00	4%	100.00%
			AAP Consrucion Group Corp.			\$38,450.00		\$ 38,450.00	10%	100.00%
			Ameradrain Plumbing			\$47,800.24		\$ 47,800.24	12%	100.00%
			Thevenin Enterprises Inc.			\$112,863.75		\$ 112,863.75	28%	100.00%
			Jordim International			\$63,785.50		\$ 63,785.50	3%	100.00%
T072-H	E-FIS Renovation Third Level	MCM		8/29/17	\$ 411,128.37		\$ 332,904.83		68%	80.97%
			EPIC Consultant			\$117,932.97		\$ 108,550.60	29%	92.04%
			World of Frameless Glass			\$6,950.00		\$ 6,602.50	2%	95.00%
			EPIC Consultant			\$20,003.00		\$ 19,002.50	5%	95.00%
			Century Fire			\$32,380.00		\$ 30,761.00	8%	95.00%
			American Commerical Services			\$22,455.00		\$ 21,332.25	5%	95.00%
			Thevenin Enterprises			\$79,021.88		\$ 75,070.79	19%	95.00%
U010-T	Satellite E AHU-1 Replacement	MCM		9/13/17	\$ 423,052.98		\$ 345,521.95		81%	81.67%
			Paradise Construction			\$30,277.00		\$ 25,127.50	7%	82.99%
			AAP Construction Group Corp			\$8,640.00		\$ 8,208.00	2%	95.00%
			American Commerical Services			\$263,325.00		\$ 230,380.25	62%	87.49%

Project #	Project Name	Prime		Start Date	Contract Award	CSBE Award	Amount Paid to GC	Amount Paid to CSBE	CSBE Part.	% Complete
			Century Fire			\$14,075.01		\$ 12,563.76	3%	89.26%
			Thevenin Enterprises			\$26,188.93		\$ 20,045.00	6%	76.54%
R023-A	Outfall No. 2 & 3 Boom & Skimmer System	MCM		4/24/18	\$ 1,722,858.44		\$ 191,871.58		84%	11.14%
			ABC Construction			\$1,274,000.00		\$ 176,234.85	74%	13.83%
			ABC Construction			\$47,500.00		\$ -	3%	0.00%
			Tesla Engineering, Inc			\$127,750.00		\$ -	7%	0.00%
P109-A	Bearing Modifications to Bridge #3062 B & C	MCM		5/17/18	\$ 245,181.38				76%	0.00%
			SK Quality Contractor, Inc			\$58,800.00		\$ -	24%	0.00%
			SK Quality Contractor, Inc			\$87,900.00		\$ -	36%	0.00%
			SK Quality Contractor, Inc			\$40,000.00		\$ -	16%	0.00%
T072E	Lower Conc E 3rd Level Sterile Corridor	MCM		9/12/18	\$ 1,857,865.39				83%	0.00%
			C. L Elias Construction			\$426,451.00		\$ -	23%	0.00%
			Paradise Awings Corp			\$168,470.59			9%	0.00%
			EPIC Consultant, Inc			\$115,586.00			6%	0.00%
			C. L Elias Construction			\$119,621.00			6%	0.00%
			EPIC Consultant, Inc			\$169,980.00			9%	0.00%
			AAP Construction Group Corp			\$49,350.00			3%	0.00%
			C J Protection Inc			\$190,000.00			10%	0.00%
			Thevenin Enterprises Inc.			\$108,000.00			6%	0.00%
			Jador International Corp			\$199,300.00			11%	0.00%
P0256C	Relocation of Swissport Shop and Offices	MCM		7/30/18	\$ 605,700.10				79%	0.00%
			SK Quality Contractor, Inc			\$93,126.55		\$ -	15%	0.00%
			SK Quality Contractor, Inc			\$46,538.93			8%	0.00%
			Delka Innovo Group			\$9,120.00			2%	0.00%
			Oratso Corporation			\$21,988.50			4%	0.00%
			Kesoki Painting LLC			\$11,960.00			2%	0.00%
			C J Protection Inc			\$15,000.00			2%	0.00%
			Ameradrain Plumbing			\$147,000.00			24%	0.00%
			Thevenin Enterprises Inc.			\$21,900.00			4%	0.00%
			PYD Electric Corp			\$112,650.00			19%	0.00%
P0256C(I)	Relocation of Swissport Interior Offices	MCM		7/30/18	\$ 665,402.32				77%	0.00%
			SK Quality Contractor, Inc			\$67,689.11		\$ -	10%	0.00%
			Fleites Construction Group, Inc.			\$57,484.00			9%	0.00%
			Delka Innovo Group			\$30,500.00			5%	0.00%
			C. L Elias Construction			\$30,941.00			5%	0.00%
			C. L Elias Construction			\$39,176.00			6%	0.00%
			C. L Elias Construction			\$24,536.00			4%	0.00%
			Government Business Development			\$10,890.00			2%	0.00%
			C J Protection Inc			\$45,000.00			7%	0.00%
			Marvi Builders LLC			\$51,702.00			8%	0.00%



Project #	Project Name	Prime		Start Date	Contract Award	CSBE Award	Amount Paid to GC	Amount Paid to CSBE	CSBE Part.	% Complete
			DC Electric Inc			\$157,000.00			24%	0.00%
P0256C(T)	Relocation of Triangle Shop and Offices	MCM		8/30/18	\$ 496,593.75				64%	0.00%
			SK Quality Contractor, Inc			\$112,630.65		\$ -	23%	0.00%
			C. L Elias Construction			\$121,438.00			24%	0.00%
			Delka Innovo Group			\$10,400.00			2%	0.00%
			Kesoki Painting LLC			\$28,435.00			6%	0.00%
			Thevenin Enterprises, Inc			\$44,000.00			9%	0.00%
P0256B	Interior Wash Rack for Swissport Facility (Bldg 701)	MCM		6/15/18	\$ 384,077.78				65%	0.00%
			Delka Innovo Group			\$72,816.10		\$ -	15%	0.00%
			SK Quality Contractor, Inc			\$17,391.22			4%	0.00%
			SK Quality Contractor, Inc			\$70,920.00			14%	0.00%
			Kesoki Painting LLC			\$11,500.00			2%	0.00%
			Delka Innovo Group			\$53,650.00			11%	0.00%
			C J Protection Inc			\$20,000.00			4%	0.00%
			Ameradrain Plumbing			\$42,000.00			8%	0.00%
			Thevenin Enterprises			\$14,060.00			3%	0.00%
			Thevenin Enterprises			\$19,850.00			4%	0.00%
	Subtotal (SBE/Construction Trade Set-Aside)				\$ 49,410,519.76	\$ 34,097,845.82	\$ 42,282,909.57	\$ 28,053,561.45	69%	

## MCC-8-10 Projects Without Contract Measures

K069A	MIA-Hotel 8th Floor Pool Demolition	DPC		12/12/12	\$ 5,713,132.12	\$ 5,209,960.00	\$ 5,713,132.12	\$ 5,029,960.00	0%	100.00%
	No Measures - Emergency Job									
	MIA-Terminal Operations Supervisors Office	MCM		10/4/12	\$ 3,933.86	\$ -	\$ 3,933.86		0%	100.00%
	Pre-Construction Fees only - Project Cancelled									
730A6	MIA-NTD BHS Phase 3 Mechanical Electrical	Jordim Intl		4/23/13	\$ 4,769,054.46	\$ 4,411,750.00	\$ 4,769,054.46	\$ 4,376,736.00	0%	100.00%
	No Measures - Emergency Job									
	MIA-Quick Response Project Order	MCM			\$ 1,098,100.93		\$ 1,098,100.93		39%	100.00%
	Budget = \$2,200,000.00		Titan Construction Group			\$ 38,616.05		\$ 38,616.05	4%	100.00%
	Emergency Work without Contract Measures		Ruben Electric Tech., Inc.			\$ 78,509.72		\$ 78,509.72	7%	100.00%
			Archon Management			\$ 24,398.22		\$ 24,398.22	2%	100.00%
			New Beach Partners			\$ 53,351.00		\$ 53,351.00	5%	100.00%
			Onabuc			\$ 15,331.42		\$ 15,331.42	1%	100.00%
			Paradise Awnings			\$ 112,403.50		\$ 112,403.50	10%	100.00%
			Sunshine State Air Condition			\$ 59,000.00		\$ 59,000.00	5%	100.00%
			Supreme Ceilings & Interiors			\$ 2,872.00		\$ 2,872.00	0%	100.00%
			Residential Kitchen Design, Inc.			\$ 40,100.00		\$ 40,100.00	4%	100.00%
T044A	OPF - Bldg. 40 & 41 Repairs/Renovations	MCM			\$ 307,490.11		\$ 307,490.11		92%	100.00%
	No Measures - Emergency Job		A-1 All Florida Painting, Inc.			\$ 78,125.00		\$ 78,125.00	25%	100.00%

Project #	Project Name	Prime		Start Date	Contract Award	CSBE Award	Amount Paid to GC	Amount Paid to CSBE	CSBE Part.	% Complete
			Hernandez Metal Fabricators			\$ 205,368.00		\$ 205,368.00	67%	100.00%
P049A	MIA-Elevator Sump Pump @ Cc "E" Lobby	MCM			\$ 142,129.67		\$ 142,129.67	\$ 42,043.99	89%	100.00%
	No Measures - Emergency Job		Richlin Plumbing, Inc.			\$ 118,634.00		\$ 118,634.00	83%	100.00%
			Thevenin Enterprises, Inc.			\$ 8,470.00		\$ 8,470.00	6%	100.00%
781-016	MIA-NTD BHS Parts Storage Ramp Level MEP	MCM			\$ 567,754.58		\$ 567,754.58		92%	100.00%
	No Measures - Emergency Job		Coakley Mechanical Inc.			\$ 109,928.00		\$ 109,927.50	19%	100.00%
			Thevenin Enterprises, Inc.			\$ 89,145.70		\$ 88,895.50	16%	99.72%
			C. L. Elias Construction			\$ 121,838.92		\$ 121,838.92	21%	100.00%
			Fleites Construction			\$ 111,426.00		\$ 11,426.00	20%	10.25%
			Hernandez Metal Fabricators			\$ 77,500.00		\$ 77,500.00	14%	100.00%
			Century Fire			\$ 10,857.00		\$ 10,856.94	2%	100.00%
T072A-2	MIA Lower Conc. E Checkpoint Interior	MCM			\$ 153,938.99		\$ 153,938.99		83%	100.00%
	No Measures - Emergency Job		Senaia International			\$ 127,550.00		\$ 127,550.00	83%	
V040A-4	MIA-Satellite E Pavement Rehab- Fueling Pkg.4	Cherokee		12/28/15	\$ 14,892,341.52		\$ 13,434,049.06		0%	90.21%
	No Available SBE/Const. Firm		Cherokee Enterprises, Inc.			\$ 13,615,267.09		\$ 12,439,229.86	0%	91.36%
W-001-A	MIA Overhead Utility Bridge #36 -Emerg. Work			3/11/16	\$ 4,064,048.73		\$ 2,967,289.63		85%	73.01%
			Weatherrol			\$ 546,094.00		\$ 546,094.00	13%	100.00%
			Jador International			\$ 2,719,446.23		\$ 1,528,766.63	67%	56.22%
			Fleites Construction			\$ 408,380.22		\$ 408,380.22	10%	100.00%
	<b>Subtotal (No Measures)</b>				\$ 31,711,924.97		\$ 29,156,873.41	\$ -	0%	

**PROJECTS WITH SBE/CONSTRUCTION GOALS**

Project #	Project Name	Prime	SBE/Const. Subcontractor	Start Date	Contract Award	SBE/Const.	Amount Paid to GC	Amount Paid to All Subs	SBE/C Part.	% Complete
V040A-3	MIA-Sat.E Pavement Rehab-Pkg.3 Asphalt	MCM		12/28/15	\$ 1,167,666.27		\$ 887,924.46		6%	76.04%
	SBE/CONSTRUCTION GOAL (6%)		General Asphalt - Prime		\$ 1,016,955.55			\$ 818,332.79		
		SBE Firm	Quality Construction Performance			\$ 58,757.94			6%	
V040A-2	MIA-Sat.E Pavement Rehab-Pkg. 2 Concrete	MCM			\$ 3,879,068.34		\$ 3,006,246.38		15%	77.50%
	SBE/CONSTRUCTION GOAL (15%)		Cherokee Enterprises - Prime		\$ 3,176,549.65			\$ 2,515,618.94		
		SBE Firm	A&M Brothers Concrete & Drainage			\$ 617,075.00			15%	
	<b>TOTAL SBE/Construction PARTICIPATION</b>				\$ 5,046,734.61				6%	

	<b>TOTAL SBE/CONSTRUCTION PARTICIPATION</b>				\$ 86,169,179.34	\$ 34,156,603.76			40%	
--	---	--	--	--	------------------	------------------	--	--	-----	--

**PROJECTS WITH DBE GOALS**



Project #	Project Name	Prime		Start Date	Contract Award	CSBE Award	Amount Paid to GC	Amount Paid to CSBE	CSBE Part.	% Complete
Project #	Project Name	Prime	DBE Subcontractor	Start Date	Contract Award	DBE Award	Amount Paid to GC	Amount Paid to All Subs	DBE Part.	% Complete
P046A	MIA-Central Chiller Plant Refurb. & Modif.	MCM		12/28/12	\$ 9,950,599.06		\$ 9,950,599.06	\$ 8,903,894.29	24%	100.00%
	DBE Goal (15%)		Multiple DBE Subcontractors			\$ 2,367,357.75		\$ 2,367,357.75	24%	100.00%
	TOTAL DBE PARTICIPATION				\$ 9,950,599.06	\$ 2,367,357.75			24%	

**JOC Status Report  
(as of 10/12/2018)  
Pending Job**

Construction Type	Contract #	Company	Projects Assigned	Orders	Pending Total	Approved Job Orders	PO Total	PO + Pending Total	PO/SBE-C %	Total Savings
Open Market	JOC-11-6060-JE/GC-01	Allied Contractors	1	0	\$ -	3	\$ 1,426,847.66	\$ 1,426,847.66	95.43%	\$ 68,811.90
Open Market	JOC-13-11538-JE/GC-01 (G)	BDI Construction	18	0	\$ -	45	\$ 3,487,263.36	\$ 3,487,263.36	36.57%	\$ 331,939.56
Open Market	JOC-13-11538-JE/GC-01 (C)	F.H. Paschen	13	1	\$ 8,335.03	24	\$ 1,689,200.10	\$ 1,697,535.13	35.70%	\$ 98,477.55
Open Market	JOC-13-11538-JE/GC-01 (B)	Harbour Construction	16	3	\$ 300,000.00	24	\$ 4,843,399.30	\$ 5,143,399.30	87.60%	\$ 558,316.93
Open Market	JOC-13-11538-JE/GC-01 (F)	Hitt Contracting	1	0	\$ -	1	\$ 297,815.72	\$ 297,815.72	18.33%	\$ -
Open Market	JOC-13-11538-JE/GC-01 (H)	Johnson-Laux Construction	8	0	\$ -	16	\$ 3,489,356.23	\$ 3,489,356.23	25.23%	\$ 219,116.16
Open Market	JOC-13-11538-JE/GC-01 (A)	LEE Construction Group	10	0	\$ -	25	\$ 5,180,746.33	\$ 5,180,746.33	83.48%	\$ 48,236.99
SBE-C Level 1 Set-Aside	JOC-13-11538-JE/GC-03	LEE Construction Group	2	0	\$ -	3	\$ 109,662.54	\$ 109,662.54	100.00%	\$ 1,494.70
Open Market	JOC-13-11538-JE/GC-01 (D)	LEGO Construction Co	12	1	\$ 100,000.00	34	\$ 6,069,785.05	\$ 6,169,785.05	80.65%	\$ 276,765.83
SBE-C Level 2 Set-Aside	JOC-13-11538-JE/GC-04	RC Construction	17	0	\$ -	34	\$ 3,786,483.20	\$ 3,786,483.20	98.82%	\$ 450,976.52
Open Market	JOC-13-11538-JE/GC-01 (E)	Thornton Construction	3	0	\$ -	7	\$ 253,477.92	\$ 253,477.92	12.62%	\$ 3,008.35
<b>Electrical Construction</b>										
Open Market	JOC-13-11538-JE/EC-06	Solares Electrical	19	2	\$ 211,127.59	18	\$ 928,465.47	\$ 1,139,593.06	43.52%	\$ 20,818.40
<b>Mechanical Construction</b>										
Open Market	JOC-13-11538-JE/MC-09 (A)	Comfort Tech	12	2	\$ 400,000.00	13	\$ 2,122,647.34	\$ 2,522,647.34	63.84%	\$ 91,133.83
SBE-C Level 2 Set-Aside	JOC-13-11538-JE/MC-11 (A)	Comfort Tech	7	0	\$ -	7	\$ 205,715.87	\$ 205,715.87	100.00%	\$ 39,608.30
Open Market	JOC-13-11538-JE/MC-09 (B)	C.T. Mechanical	1	0	\$ -	1	\$ 22,799.91	\$ 22,799.91	0.00%	\$ -
SBE-C Level 2 Set-Aside	JOC-13-11538-JE/MC-11 (B)	Premier Air Conditioning	0	0	\$ -	0	\$ -	\$ -	0.00%	\$ -
<b>Roofing Construction</b>										
Open Market	JOC-13-11538-JE/RC-12	Atlas Apex Roofing	2	1	\$ -	4	\$ 332,996.93	\$ 332,996.93	0.00%	\$ 39,692.37
SBE-C Level 2 Set-Aside	JOC-13-11538-JE/RC-13	Florida Roofing Solutions Inc.	2	0	\$ -	3	\$ 816,006.15	\$ 816,006.15	100.00%	\$ -
<b>Total</b>			<b>144</b>	<b>10</b>	<b>\$ 1,019,462.62</b>	<b>262</b>	<b>\$ 35,062,669.08</b>	<b>\$ 36,082,131.70</b>		<b>\$ 2,248,397.39</b>

Construction Type	Projects Assigned	Pending Job Orders	Pending Total	Approved Job Orders	PO Total	Total Savings
General Construction	101	5	\$ 408,335.03	216	\$ 30,634,037.41	\$ 2,057,144.49
Electrical Construction	19	2	\$ 211,127.59	18	\$ 928,465.47	\$ 20,818.40
Mechanical Construction	20	2	\$ 400,000.00	21	\$ 2,351,163.12	\$ 130,742.13
Roofing Construction	4	1	\$ -	7	\$ 1,149,003.08	\$ 39,692.37
<b>JOC Contract Total</b>	<b>144</b>	<b>10</b>	<b>\$ 1,019,462.62</b>	<b>262</b>	<b>\$ 35,062,669.08</b>	<b>\$ 2,248,397.39</b>
<b>Total Awarded Year 1</b>	<b>71</b>			<b>101</b>	<b>\$ 14,475,391.93</b>	<b>\$ 1,086,248.40</b>
<b>Total Awarded Year 2</b>	<b>36</b>			<b>90</b>	<b>\$ 10,272,814.49</b>	<b>\$ 803,619.08</b>
<b>Total Awarded Year 3</b>	<b>37</b>			<b>71</b>	<b>\$ 10,314,462.66</b>	<b>\$ 358,529.91</b>
Year 3 Remaining (\$70m)					\$ 34,937,330.92	
Year 3 Remaining (\$70m) + Pending					\$ 33,917,868.30	

	SBE Participation	Total Awarded	Overall %
<b>JOC Contract Total</b>	<b>\$ 24,898,575.68</b>	<b>\$ 24,898,575.68</b>	<b>71.12%</b>
<b>Year 1</b>	<b>\$ 10,570,105.67</b>	<b>\$ 10,570,105.67</b>	<b>73.02%</b>
<b>Year 2</b>	<b>\$ 8,598,946.96</b>	<b>\$ 8,598,946.96</b>	<b>83.71%</b>
<b>Year 3</b>	<b>\$ 5,729,523.05</b>	<b>\$ 5,729,523.05</b>	<b>55.55%</b>
<b>Contract Purchase Authority</b>			
<b>Year 1</b>	<b>PHT 09/14-056</b>	<b>\$ 30,000,000.00</b>	
<b>OTR1</b>	<b>PHT 10/15-083</b>	<b>\$ 20,000,000.00</b>	
<b>OTR2</b>	<b>PHT 12/16-069</b>	<b>\$ 20,000,000.00</b>	

Firm Name	Gender	Ethnicity	NON-SBE	DBE	SBE/AE	SBE/C	SBE/GS	Micro	Total Awarded
1st Fence USA, Inc.			X						\$ 34,514.70
3-Form			X						\$ 3,159.57
A Beautiful Ceiling			X						\$ 800.00
A & O Plumbing	M	HISPANIC				X	X		\$ 142,796.00
A Affordable Carpet & Maintenance, Inc.									\$ 30,047.23
A Ultimate Fabrication & Welding			X						\$ 3,965.73
A-1 Property Services Group	F	HISPANIC				X	X		\$ 3,800.00
AAA Automatic Door Repair	M/F	H/C				X	X	X	\$ 53,502.44
ABC Concrete Cutting, Inc.			X						\$ 44,007.50
Ace Flooring			X						\$ 57,722.76
Acousti Engineering Company of Florida	M	CAUCASIAN	X						\$ 129,917.00
AGC Electric, Inc.	M	HISPANIC	X						\$ 130,000.00
Air Proserv	M	CAUCASIAN							\$ 677.94
Air Proserv	M	CAUCASIAN	X						\$ 11,916.51
Airmax			X						\$ 159,320.00
Al Hill Plumbing Corp.	M	African-American				X	X	X	\$ 133,996.12
All Points Design Corp.	F	HISPANIC		X		X	X	X	\$ 333,336.46
All Specialties Sales	F	CAUCASIAN	X						\$ 59,010.00
Amaro's Rigging & Moving	M	HISPANIC	X						\$ 4,000.00
American Impact Windows and Doors			X						\$ 13,500.00
Ameriglass Engineering, Inc.	M	HISPANIC					X		\$ 8,000.00
Amion Enterprises International Corp.	M	HISPANIC		X			X	X	\$ 156,314.23
Apex Air Conditioning Contractors			X						\$ 16,200.00
Arazoza Brothers Corp.	M	HISPANIC	X						\$ 19,545.00
Arfran, Inc.	F	HISPANIC	X						\$ 27,500.00
ASE Telecom	F	HISPANIC	X						\$ 99,498.11
Assa Abloy Entrance Systems	SH	SHAREHOLDER	X						\$ 2,066.00
Astro Painting, Corp.	M	HISPANIC				X	X	X	\$ 69,955.78
Atlantic Awnings, Inc.		HISPANIC	X						\$ 21,500.00
Atlantic Doors & Hardware			X						\$ 37,604.00
Atlas Carpet & Tile	M	HISPANIC	X						\$ 67,125.13
Baja Millworks, Inc.	F	HISPANIC		X		X	X		\$ 71,786.92
Basulto & Associates, Inc.			X						\$ 7,200.00
Bay Carpets, Inc.			X						\$ 6,625.23
Bergolla, Inc.	M	HISPANIC	X						\$ 39,000.00
Bionic Plumbing Corp.	M/F	CAUCASIAN	X						\$ 201,907.20
Brophy & Assoc.									\$ 16,200.00
Brunsteel Corp.	M	HISPANIC	X						\$ 4,000.00
Builders Specialties, Inc.			X						\$ 596.00
C & S Paint and Wallpaper, Inc.	M	HISPANIC	X						\$ 1,123.00
Cardel Fire Protection			X						\$ 24,382.00
Carpetech, Inc.	M	CAUCASIAN	X						\$ 2,258.76
CC Doors Corp., Inc.	M	CAUCASIAN	X						\$ 18,118.00
Centerline Plumbing, Inc.	M	CAUCASIAN				X			\$ 540,127.56
Central Fire Sprinkler System, Inc.	M	HISPANIC				X	X	X	\$ 46,400.00
Century Fire, Inc.	M	HISPANIC				X			\$ 24,000.00
CFT Technologies			X						\$ 4,600.00
CJ Fire Protection, Inc.	M	African-American				X	X	X	\$ 24,585.00
Coastal Demolition Contractors, Inc.							X		\$ 50,100.00
Comfort Tech Air Conditioning, Inc.	F	HISPANIC	X						\$ 383,729.26
Comfort Tech Air Conditioning, Inc.	F	HISPANIC		X		X	X		\$ 2,165,143.75
Commercial Interior Contractors, Corp.	F	HISPANIC				X	X		\$ 256,634.43
Concrete by M&J			X						\$ 9,123.40
Cool-Breeze Air Conditioning	M	HISPANIC	X						\$ 8,195.57
Crystal Clear Glass, Inc.			X						\$ 35,900.00
CT Mechanical Co.	M	HISPANIC	X						\$ 57,000.00
Cube Care Co.	F	HISPANIC		X			X	X	\$ 21,216.44
Custom Concepts Miami, Inc.			X						\$ 133,750.00
Cutting Edge Sales & Installation, Inc.	F	HISPANIC				X	X	X	\$ 192,123.10

Vendor Classification				
	Totals	Count	%	
Male	\$	8,551,372.23	76	44.71%
Female	\$	4,968,881.79	26	15.29%
N/A or Other	\$	2,059,372.25	68	40.00%
Total	\$	15,579,626.27	170	100.00%
African-American	\$	281,971.65	7	4.12%
Caucasian	\$	2,228,608.49	29	17.06%
Hispanic	\$	11,268,836.08	69	40.59%
N/A or Other	\$	1,800,210.05	65	38.24%
Total	\$	15,579,626.27	170	100.00%
NON-SBE	\$	5,413,899.10	108	63.53%
SBE	\$	10,165,727.17	62	36.47%
Total	\$	15,579,626.27	170	100.00%
	Totals	Count	%	
Male SBE	\$	6,095,278.90	37	59.68%
Female SBE	\$	3,644,780.22	15	24.19%
N/A SBE	\$	425,668.05	10	16.13%
Total	\$	10,165,727.17	62	100.00%
African-American SBE	\$	191,467.45	6	9.68%
Caucasian SBE	\$	694,664.81	6	9.68%
Hispanic SBE	\$	8,853,926.86	40	64.52%
N/A SBE	\$	425,668.05	10	16.13%
Total	\$	10,165,727.17	62	100.00%
DBE	\$	4,976,408.15	16	
SBE/AE	\$	3,800.00	1	
SBE/C	\$	9,472,127.82	45	
SBE/GS	\$	7,460,882.55	41	
Micro	\$	4,685,414.55	32	

Firm Name	Gender	Ethnicity	NON-SBE	DBE	SBE/AE	SBE/C	SBE/GS	Micro	Total Awarded
CV Ocean Plumbing, Inc.	M	HISPANIC				X	X	X	\$ (44,313.46)
Cynamon Bro's	M/F	HISPANIC	X						\$ 35,755.00
Dade Electric Service, Inc.	M	CAUCASIAN				X	X		\$ 4,000.00
Delta Construction Group			X						\$ 50,400.00
Dixie Clamp and Scaffold, Inc.	M	CAUCASIAN	X						\$ 1,143.00
Drywall and Framing Investment Group, Inc.	M	HISPANIC	X						\$ 213,140.00
Durabond Company	M	CAUCASIAN	X						\$ 10,400.00
ECCS Florida, LLC	M	HISPANIC		X		X	X	X	\$ 229,999.99
Eddy's Plumbing Services, Inc.	M	CAUCASIAN					X	X	\$ 79,500.00
EE&G Environmental Services, LLC	M	CAUCASIAN	X						\$ 7,500.00
Environmental Graphics	M	CAUCASIAN	X						\$ 9,105.60
F & L Fire and Electrical System, Inc.	M	HISPANIC				X	X	X	\$ 214,336.00
Firematic Sprinklers, Inc.			X						\$ 7,700.00
Florida Power Quality Solutions, Inc.	M	HISPANIC				X	X	X	\$ 507,274.12
Florida Roofing Solutions Inc.	M	HISPANIC		X		X	X		\$ 14,825.21
Florida Sol Systems, Inc.	F	HISPANIC	X						\$ 2,500.00
Franklin Flooring	M	African-American							\$ 22,624.33
Franklin Flooring	M	African-American	X						\$ 90,504.20
G & R Electric									\$ 30,248.65
GAMMA Air System, Inc.	M	HISPANIC				X	X	X	\$ 691,225.00
Generation Electrical Services, Corp.	M	HISPANIC				X	X	X	\$ 3,444.00
Glenco Industries			X						\$ 44,011.00
Gomez & Son Fence Corp.	F	HISPANIC				X			\$ 24,379.00
Gomez Insulation									\$ 18,891.30
Gulfstream Petroleum Services, Inc.	M	CAUCASIAN	X						\$ 3,997.18
Haber & Sons Plumbing, Inc.	M	HISPANIC				X	X	X	\$ 354,983.97
High Power Electric, LLC	M	HISPANIC				X	X	X	\$ 630,316.33
High Tech Access Corp.			X						\$ 7,413.98
Horizon Fire Sprinklers			X						\$ 16,800.00
I.H.M. Plumbing Services	F	HISPANIC	X						\$ 21,979.66
Ideacom	M	CAUCASIAN	X						\$ 41,655.90
Institutional Products, Inc.	M	HISPANIC	X						\$ 238,028.00
Integ			X						\$ 128,568.25
J & C Drywall	M	HISPANIC	X						\$ 11,156.00
J.P. Moran, Inc.	F	CAUCASIAN				X			\$ 23,000.00
JAMPRO Demolition, Inc.									\$ 487.03
JFB Acoustics			X						\$ 49,678.00
JJAS Door Installations, Inc.	F	HISPANIC		X		X	X	X	\$ 144,193.77
Kelly Glass			X						\$ 6,222.76
Kesoki Painting, LLC	F	HISPANIC		X		X	X	X	\$ 259,615.04
KMI International, Inc.	M	CAUCASIAN	X						\$ 93,688.00
Lemus Irrigation, Inc.			X						\$ 13,500.00
M & J Elevator Interiors, Inc.	M	HISPANIC	X						\$ 3,800.00
MADY & Associates	M	HISPANIC			X		X	X	\$ 20,850.00
Mar's Contractors, Inc.	F	African-American		X		X	X	X	\$ 3,272.00
Mapache Enterprises, Inc.			X						\$ 6,410.00
Mardale Specialties Direct, Inc.			X						\$ 3,361.00
Mardan Fabrication, Inc.	M	CAUCASIAN	X						\$ 32,453.00
MB Acoustic Ceiling, Inc.			X						\$ 6,236.80
MCCS Services			X						\$ 30,000.00
MEDCON Construction Services, LLC	F	CAUCASIAN				X		X	\$ 47,359.31
Miguel Lopez Jr. Inc.	M	HISPANIC				X			\$ 137,012.75
Moreno Construction, Inc.	M	HISPANIC	X						\$ 75,000.00
Nabuc Plumbing Corp.	M	HISPANIC	X						\$ 37,300.00
Nabuc Plumbing Corp.	M	HISPANIC							\$ 12,250.80
National Fire Protection	M	HISPANIC	X						\$ 7,300.00
NyCom, Inc.	M	CAUCASIAN	X						\$ 8,200.00
O'Neill Brothers Flooring, Inc.			X						\$ 2,000.00
People's Plumbing & Mechanical, Inc.	F	HISPANIC				X	X	X	\$ 96,900.00

[illegible]



**OHL**  

---

**Arellano**

# OHL Arellano Construction Co.

Project A – Jackson North Medical Center  
Monday October 15<sup>th</sup> 2018 (1:00 – 3:00 PM)  
CM SBE-C Advisory Board Presentation





**OHL**  
**Arellano**



**Project A – Jackson North Medical Center**

**Monday October 15<sup>th</sup> 2018**

**CM SBE-C Advisory Board Presentation**



1. Overall Contract Scope of Work:

- a) GMP001.00 – CT Scan UPS
- b) GMP002.00 – Temporary Parking Lot
- c) GMP003.00 – Package 01
  - 1<sup>st</sup> – 6<sup>th</sup> Floor Cosmetic Upgrade
    - 1<sup>st</sup> Floor Lobby Renovation
    - 2<sup>nd</sup> Floor LDR Renovation
    - 3<sup>rd</sup> & 4<sup>th</sup> Floors Cosmetic Renovation
    - 5<sup>th</sup> Floor Repainting
    - 6<sup>th</sup> Floor (Partial) Cosmetic Renovation
  - Domestic Water Riser
  - Re-Roofing Alteration
- d) GMP004.00 – Package 02
  - 7<sup>th</sup> Floor Medical/Surgical
  - Chiller Replacement
  - Interventional Radiology Room
  - Physical Therapy
- e) GMP005.00 – Package 03
  - Oxygen Tank Farm Enclosure
- a) GMP006.00 – Package 04 (4a & 4b)
  - Emergency Department
  - Surgical Suite Renovation
  - Body Hold
  - Permanent Parking lot
  - External Finish Upgrades



**OHL**  
**Arellano**



**Project A – Jackson North Medical Center**

**Monday October 15<sup>th</sup> 2018**

**CM SBE-C Advisory Board Presentation**



**1. Applicable Contract Goals:**

- a) Small Business Enterprise – Construction: 32.77%
- b) Small Business Enterprise – Goods & Services: 0.25%
- c) Small Business Enterprise – Protégé/Mentorship: 6.31%

**2. Achieved Contract Goals (To Date):**


- a) Small Business Enterprise – **Construction: 25%** ( Including GMP 001 – GMP 005)
- b) Small Business Enterprise – Goods & Services: **.96%**
- c) Small Business Enterprise – Protégé/Mentorship: **15%**



# Project A – Jackson North Medical Center



1<sup>st</sup> Floor: Lobby



2<sup>nd</sup> Floor: Labor & Delivery



6<sup>th</sup> Floor: Patient Rooms

## *Supporting Our Miami Dade County Local Businesses...*

- JNMC Temp. Parking Lot Project ( GMP Package #1) = **\$154,230** awarded to C-SBE which is **70%** of the total cost of the job.
- JNMC 1<sup>st</sup> – 6<sup>th</sup> Floor Cosmetic Upgrade (GMP Package #2) = **\$3.5 Million** awarded to **7** different CSBEs.
- JNMC Oxygen Tank Farm Relocation (GMP Package #3) = **\$334,632** awarded to CSBEs which is **50%** of the total cost of the job.
- JNMC Emergency Department Renovation (GMP Package #4) will become available to bid in the summer of 2018. The total cost of this project is \$15 Million dollars.
- **\$5.7 Million** has been awarded to C-SBEs thus far for the Jackson North Medical Center project



**OHL**  
**Arellano**

**MESSAM**  
CONSTRUCTION

**Jackson**  
HEALTH SYSTEM  
*Miracles made daily.*





**OHL**  
**Arellano**



## Project A – Jackson North Medical Center

Monday October 15<sup>th</sup> 2018

### CM SBE-C Advisory Board Presentation



#### 1. Information to date:

- a) Total # of GMPs awarded by Jackson:
  - GMP001.00 – Issued & Dated 04/26/2017 - \$361,323.35
  - GMP002.00 – Issued & Dated 03/03/2017 - \$301,318.39
  - GMP003.00 – Issued & Dated 01/18/2018 - \$26,754,970.00
  - GMP004.00 – Issued & Dated 02/20/2018 - \$10,640,340.00
  - GMP005.00 – Issued & Dated 02/20/2018 - \$732,548.34
  - GMP006.00 – In process, Receiving Bids.
- b) Total \$ value of all awarded GMPs: \$38,790,500.10
- c) Total \$ value of payment received by Jackson: **[Grand Total: \$6,876,635.28]**
  - GMP001.00 – \$148,666.04
  - GMP002.00 – \$293,785.43
  - GMP003.00 – \$4,415,213.14
  - GMP004.00 – \$2,016,192.67
  - GMP005.00 – \$2,778.00
- d) Total # of SBEs contracted to date (for all GMPs):
  - GMP001.00 – 0
  - GMP002.00 – 1
  - GMP003.00 – 7
  - GMP004.00 – 7
  - GMP005.00 – 4
- e) Total \$ value contracted to SBEs to date (for all GMPs)
  - GMP002.00 – \$154,230.00
  - GMP003.00 – \$3,468,748.00
  - GMP004.00 – \$1,746,304.00
  - GMP005.00 – \$313,070.00 \*\* *(Additional SBEs to be contracted)*
- f) Total \$ value paid to SBEs to date (for all GMPs)
  - GMP002.00 – \$156,478.50
  - GMP003.00 – \$391,118.94
  - GMP004.00 – \$402,408.00



**OHL**  
**Arellano**



**Project A – Jackson North Medical Center**

**Monday October 15<sup>th</sup> 2018**

**CM SBE-C Advisory Board Presentation**



1. Certified SBE-Construction & SBE-Goods & Services Subcontracts Awarded to date:

- **GMP002.00 – Temporary Parking Lot**
  - Solution Construction (Site Work)(Hispanic Owned )- \$154,230.00
- **GMP003.00 – Package 01**
  - Solution Construction (Site Work)(Hispanic Owned)- \$76,750.00
  - Gomez & Son Fence (Permanent Fencing)(Hispanic/Women Owned)- \$19,274.00
  - Salomon Roofing (Re-roofing)(White Owned) - \$890,267.00
  - Imperial Flooring (Resilient/Carpet Flooring & Ceramic Tile)(Hispanic Owned) - \$992,198.00
  - Gomez Quality Insulation, Inc c/o Comfort Tech Air Conditioning (HVAC Mechanical Insulation)(Hispanic Owned) - \$44,000.00
  - Mars Contractors (Plumbing)(African American/Women Owned) - \$1,356,759.00
  - CJ Fire Protection (Fire Sprinkler System)(African American Owned) - \$89,500.00
  - Mark Products USA (Casework) (White Owned) **(Goods & Services)** - \$399,900.00
- **GMP004.00 – Package 02**
  - Summa Construction (Misc. Steel/Metals)(White Owned) - \$171,429.00
  - Office Furniture by Tempo (Casework)(Hispanic Owned) - \$301,745.00
  - Salomon Roofing (Re-Roofing)(White Owned) - \$39,389.00
  - Franklin Flooring (Ceramic Tile)(African American Owned) - \$134,146.00
  - Al Hill Plumbing (Plumbing)(African American/Women Owned) - \$1,160,600.00
  - CJ Fire Protection (Fire Sprinkler System)(African American Owned) - \$72,290.00
  - Cube Care (Cubicle Curtains/Tracks)(White Owned) **(Goods & Services)** - \$4,303.00
- **GMP005.00 – Package 03**
  - Al Hill Plumbing (Plumbing)(African American/Women Owned) - \$173,040.00
  - Solution Construction (Site Work)(Hispanic Owned ) - \$119,050.00
  - W&R Construction Group (Painting & Stucco)(Hispanic Owned) - \$20,000
  - Gomez & Son Fence (Permanent Fencing)(Hispanic/Women Owned) - \$980.00



OHL  
Arellano



Project A – Jackson North Medical Center

Monday October 15<sup>th</sup> 2018

CM SBE-C Advisory Board Presentation



## GMP 006.00 (Package #4)

- There were **SBE Set Asides Trades** for this package which included:
  1. Demolition
  2. Sitework
  3. Landscaping & Irrigation
  4. Concrete
  5. Casework & Millwork
  6. Painting
  7. Ceramic Tile
  
- This is our last major package for the Jackson North Medical Center project, we are still evaluating bids.





OHL  
Arellano



## Project A – Jackson North Medical Center

Monday October 15<sup>th</sup> 2018

### CM SBE-C Advisory Board Presentation



JNMC ED - NURSE STATION AT PEDS



JNMC COSMETIC UPGRADE  
PATIENT ROOM HEADWALL

# Jackson Modernization Project D

October 2018

CM SBE-C Advisory Board Update

## Your Project Diversity Team



Andrew Smith, Sr. Project Manager

904.591.9840 andrew.smith@skanska.com

Reneé Jones, Sr. Regional Diversity Director

919.524.5169 renee.jones@skanska.com

Frankie Rosso, Diversity and Outreach Coordinator

954.498.8265 franchezka.rosso@skanska.com







## Overall Contract Scope of Work

Interior renovation  
and modernization to  
various hospital user  
groups ranging from  
administrative to hybrid  
OR's

## Contract Goals

Mentorship Goal

6.31%

SBE-C Goal

21.59 %

SBE-G/S Goal

0.25%



# Project Information to Date

Total dollar value of all awarded GMP's

**\$45,190,206**

Total dollar value of Cost of Work

**\$31,924,091**

Total dollar value contracted to SBE's to date (all GMP's)

**\$7,380,736**

Total dollar value of payment received by Jackson

**\$18,342,351**

Total number of GMP's

**13**

Total number of SBE's contracted to date (all GMP's)

**19**

Total percentage contracted all SBE's to date **23.12%**

(Total dollar value contracted to SBE's divided by total dollar value cost of work equals SBE percentage)

**\*\*\*An Additional 3 Pre-Con Contract Awards have been issued.**



# SBE Breakout to Date

Total amount contracted SBE-C <b>\$6,620,959</b>	Total percentage contracted SBE-C's <b>20.74%</b>	Total dollars paid-to-date SBE-C's <b>\$3,893,525</b>	Total percentage paid-to-date SBE-C's <b>12.20%</b>
Total amount contracted SBE- G/S <b>\$759,776</b>	Total percentage contracted SBE-G/S's <b>2.38%</b>	Total dollars paid to SBE-G/S's <b>\$487,568</b>	Total percentage paid-to-date SBE-G/S's <b>1.53%</b>
Total amount contracted Mentor Protégé <b>\$674,398</b>	Total percentage contracted to Mentor Protégé <b>5.94%</b>	Total dollars paid to Mentor Protégé <b>\$633,566</b>	Total percentage paid-to-date Mentor Protégé <b>5.58%</b>

# SBE-Construction Breakdown

Firm	Project	Original Contract Amount w/ Change Orders	Amount Paid to Date	Projections
Brophy Associates	D-3A	\$ 50,000	\$ 22,500	\$ 50,000
Comfort Tech Air Conditioning	D-3A	\$ 523,786	\$ 411,044	\$ 403,439
Gomez Quality Insulation	D-3A	\$ 44,624	\$ 37,431	\$ 44,624
Brophy Associates	D-6B	\$ 107,180	\$ 85,725	\$ 107,180
Comfort Tech Air Conditioning	D-6B	\$ 796,981	\$ 757,615	\$ 796,981
Gomez Quality Insulation	D-6B	\$ 50,002	\$ 48,661	\$ 50,002
Al Hill Enterprises	D-Hybrid	\$ 132,430	\$ 124,662	\$ 132,430
Comfort Tech	D-Hybrid	\$ 238,024	\$ 237,429	\$ 238,024
Solares Electrical Services Inc	D-Hybrid	\$ 721,527	\$ 721,527	\$ 721,527
Inclan	D- TELEMETRY	\$ 1,750	\$ 1,750	\$ 1,750
Brophy	D- TELEMETRY	\$ 8,200	\$ 8,200	\$ 8,200
Gomez	D- TELEMETRY	\$ 3,800	\$ 3,800	\$ 3,800
Solares Electrical Services Inc	D-MRI	\$ 322,049	\$ 305,947	\$ 322,049
Solution Construction	D-MRI	\$ 100,977	\$ 100,977	\$ 100,977
Easy Painting	D-NDHC	\$ 125,180	\$ 68,315	\$ 125,180
JJAS Door Installation	D-NDHC	\$ 73,619	\$ 61,374	\$ 73,619
Supreme Ceiling	D-NDHC	\$ 71,523	\$ 48,610	\$ 71,523
Solo Air Conditioning & Heating	D-Poison Control	\$ 116,957	\$ 116,957	\$ 116,957
Speedy Fire Connection	D-Poison Control	\$ 14,660	\$ 14,660	\$ 14,660



# SBE-Construction Breakdown cont.

Solo Air Conditioning & Heating	D-PPE	\$	206,944	\$	197,689	\$	206,944
Comfort Tech	D-PPW	\$	219,808	\$	177,877	\$	219,808
Brophy Associates	D-PPW	\$	31,900	\$	20,097	\$	31,900
Gomez Quality Insulation	D-PPW	\$	10,500	\$	6,689	\$	10,500
Franklin Flooring	D-PPW	\$	72,444	\$	56,920	\$	72,444
JJAS Door Installation	D-PPW	\$	49,008	\$	35,139	\$	49,008
Massu Infrastructure Coatings	D-PPW	\$	17,566	\$	15,805	\$	17,566
Merrick	D- WW12	\$	241,529	\$	137,445	\$	241,529
Inclan Painting	D- WW12	\$	32,900	\$	-	\$	32,900
Electric Serna	D- WW12	\$	78,452	\$	42,232	\$	78,452
EM &G	D- WW12	\$	18,532	\$	-	\$	18,532
Merrick	D- C7	\$	398,660	\$	26,450	\$	398,660
Inclan Painting	D- C7	\$	43,400			\$	43,400
Gomez Quality Insulation	D- C7	\$	45,000			\$	45,000
Brophy Associates	D- C7	\$	97,550			\$	97,550
Mars Contractors	D- C7	\$	1,290,984			\$	1,290,984
EM & G	D- C7	\$	16,100			\$	16,100
Merrick	D-CSS	\$	246,414			\$	246,414

Total amount contracted SBE-C	Total percentage contracted SBE-C's	Total dollars paid-to-date SBE-C's	Total percentage paid-to-date SBE-C's
<b>\$6,620,959</b>	<b>20.74%</b>	<b>\$3,893,525</b>	<b>\$12.20%</b>

# SBE-Good & Services Breakdown

Firm	Project	Original Contract Amount w/ Change Orders	Amount Paid to Date
Cube Care	D-3A	\$ 15,909	\$ 15,909
Paramount Electric	D-3A	\$ 264,710	\$ 261,805
Paramount Electric	D-6B	\$ 203,735	\$ 203,735
Cube Care	D-6B	\$ 6,350	\$ 6,032
Go Green Document Solutions	D-Poison Control	\$ 62	\$ 16
Go Green Document Solutions	D-PPE	\$ 16	\$ 16
Go Green Document Solutions	D-RTC	\$ 55	\$ 55
Paramount Electric	D-RTC	\$ 13,129	
Paramount Electric	D- C7	\$ 255,810	
<b>SBE-G/S Totals</b>		<b>\$ 759,776</b>	<b>\$ 487,568</b>

Total amount  
contracted SBE-  
G/S

**\$759,776**

Total percentage  
contracted  
SBE-G/S's

**2.38%**

Total dollars  
paid to  
SBE-G/S's

**\$487,568**

Total percentage  
paid-to-date  
SBE-G/S's

**1.53%**

# SBE-Mentor Protégé Breakdown

Firm	Project	Original Contract Amount w/ Change Orders	Amount Paid to Date
Sagoma	D-3A	\$ 51,128	\$ 51,128
	D-6B	\$ 57,621	\$ 57,621
	NDHC	\$ 400,000	\$ 359,168
	Pre-Con	\$ 165,649	\$ 165,649
<b>SBE-G/S Totals</b>		<b>\$ 674,398</b>	<b>\$ 633,566</b>

Total amount  
contracted  
Mentor Protégé  
**\$674,398**

Total percentage  
contracted to  
Mentor Protégé  
**5.94%**

Total dollars  
paid to Mentor  
Protégé  
**\$633,566**

Total percentage  
paid-to-date  
Mentor Protégé  
**5.58%**



# Jackson Rehab Project F

## Current Contract Scope

- Demolition and Enabling GMP
- Elevator for 9 story Rehab building GMP
- Structure and Dry GMP for 9 story Rehab building
- MEP GMP





# Jackson Rehab Project F

## Future Phased Scope

- Rehab Interior buildout / Sitework Final GMP





# Jackson Rehab Project F

## Project Goals

- 6.31% SBE – C G/C Mentorship Goal on CM Services
- 34.05% SBE-C Goal on Cost of Work
- .25% SBE G/S Goal on Cost of Work



# Jackson Rehab Project F

## Construction Management Protégé

- Turner Volume GMP 1 – 4 ; \$18,316,875
- Total paid to Turner \$4,779,924 26%
- (1) SBE Protégé partner – Foster Construction of South Florida
- Total paid to SBE \$349,486 7.31%

# Jackson Rehab Project F

## Construction Direct work cost

- Total Volume GMP 1 – 4 \$79,811,383
- Paid to Turner to Date \$8,122,031 10.2%
- (17) SBE – C tier 1 and tier 2 subcontracts
- \$12,754,996 tier 1 and tier 2 subcontracts 16%, Tier 2 SBE contracts need to be issued for recently issued MEP GMP
- \$3,114,775 Paid to SBE – C subcontractors 38.35%



# Jackson Rehab Project F

## SBE Contracts issued tier 1 and tier 2

- **Solution Construction**
- **IGWT Construction**
  - **MAM Mechanical**
  - **CJ Fire Sprinkler**
  - **Outlook Electric**
- **George's Welding Service**
- **Southern Blossoms**
- **Z Roofing**
- **EMG Fireproofing**



# Jackson Rehab Project F

## **SBE Contracts issued tier 1 and tier 2**

- **IGWT General Trades**
- **Allied Demolition**
- **JT Equipment**
- **Brophy and Associates**
- **Metal Design**
- **Air Logic**
- **Hi-Tech**
- **All – Quality Electrical**

**Internal Services Department**  
**Small Business Development (SBD)**  
**Small Business Enterprise – Construction Report**  
**Business Outreach and Education Section**  
**August 1, 2018 to September 30, 2018**

		Total for Period	YTD Total
Activity	Assistance Provided to Small Business Enterprise-Construction Program		
1	Certification Application Assistance	85	156
2	Needs Assessment Meetings (NAMS)	14	74
3	Technical Assistance	214	925
4	Payment Issues	4	23
4.1	Payment Issues Related Dollars	\$253,890	\$1,866,725
5	Prompt Payment Issues	0	0
5.1	Prompt Payment Issues Related Dollars	0	0
6	Contract Issues (Non-dollar related)	7	18
7	Contact with SBE-Construction Firms (emails highlighting contract opportunities)	2053	17333

		Total for Period	YTD Total
Activity	Training, Education and Outreach Activities		
1	Small Business Development (sponsored) Workshops and Forums	1	8
1.1	Number of Attendants	45	239
2	Partnership Workshops & Forums	3	20
2.1	Number of Firms (with whom contact was made)	123	432
Activity	Technical Training & Development Workshops		
3	None	0	0
3.1	n/a		

**Miami Dade County**  
**Small Business Enterprise - Construction Services**  
**Construction Projects Review Summary**  
**September 1, 2018 – October 1, 2018**

There were 21 projects reviewed for Small Business Enterprise - Construction measures during the period with a total estimated valued of **\$9,102,512**

- Of the 21 projects, 17 projects were assigned Small Business Enterprise - Construction measures valued at **\$4,740,541.27 or 52.08%** of the total estimated projects valued at \$9 million.
- 

**Breakdown of the 21 projects with measures:**

- SBE-CON Set Aside - 12 projects
  - SBE-CON Goals –3 projects
  - SBE-CON Trade Set Aside – 2 Projects
  - SBE-CON No Measure – 4 Projects
- 

**MISCELLANEOUS CONSTRUCTION CONTRACT –**  
**MCC 7040**

- SBE-CON Set Aside – 74 projects valued @ \$11,444,591



Sustainability, Planning and Economic Enhancement Department  
Small Business Development Division

Project Review Summary

Project	Rcvd Date	RC Date	Title	Measure	Agmt Est Budget	Single Source Specialty \$	Est \$ Goal %	CSBE 10%
<b>CONSTRUCTION</b>								
<b>AVIATION</b>								
RPQ NO. MDAD-W023A	17-SEP-18		MIA CARGO BLDG. 845 RE-ROOFING AND WATERPROOFING BLDG. ENVELOPE		\$2,001,200	\$0		\$200,120
				1 LEVEL 2 SET ASIDE CSBE	100 %		\$2,001,200	
<b>INTERNAL SERVICES</b>								
Z00099A GOB ESP	17-SEP-18		THE LARCENIA J. BULLARD PLAZA		\$4,364,000	\$0		\$436,400
				1 GOAL CSBE 19.92 %			\$869,308.8	
				1 GOAL SBE 1.76 %			\$76,806.4	
<b>LIBRARY</b>								
RPQ NO. AL--001	17-SEP-18		ALLAPATTAH PRESSURE CLEARING AND EXTERIOR PAINTING		\$10,000	\$0		\$1,000
				1 LEVEL 1 SET ASIDE CSBE	100 %		\$10,000	
<b>PARKS, RECREATION AND OPEN SPACES</b>								
220901-13-004	19-SEP-18		GREYNOLDS PARK - BRIDGES, CULVERTS AND FW FLOW RESTORATION		\$462,584	\$0		\$46,258.4
				1 GOAL CSBE 11.69 %			\$54,076.07	
590501-15-001	28-SEP-18		FOREST LAKES PARK - LANDSCAPING & PLAYGROUND		\$215,000	\$0		\$21,500
				1 GOAL CSBE 9.56 %			\$20,554	
RPQ NO. 188756	14-SEP-18		MATHESON HAMMOCK MARINA 0 MAINTENANCE BUILDING ROOF REPLACEMENT		\$24,000	\$0		\$2,400
				1 LEVEL 1 SET ASIDE CSBE	100 %		\$24,000	
RPQ NO. HI - 176667A1	05-SEP-18		HURRICANE IRMA - MULTIPLE PARKS FENCING REPAIRS - SOUTH 1		\$145,000	\$0		\$14,500
				1 NO MEASURE CSBE			\$0	
RPQ NO. HI - 176667A2	05-SEP-18		HURRICANE IRMA - MULTIPLE PARKS FENCING REPAIRS - SOUTH 2		\$145,000	\$0		\$14,500
				1 NO MEASURE CSBE			\$0	
<b>PUBLIC HEALTH TRUST</b>								
RFQ 18-16213-KG	20-SEP-18		CHILLED WATER VALVE REPLACEMENT		\$35,000	\$0		\$3,500
				1 LEVEL 1 SET ASIDE CSBE	100 %		\$35,000	
RFQ 18-16232-KG	06-SEP-18		EAST TOWER 7 BMT UNIT RENOVATION		\$97,500	\$0		\$9,750
				1 LEVEL 3 SET ASIDE CSBE	100 %		\$97,500	
<b>PUBLIC HOUSING AND COMMUNITY DEVELOPMENT</b>								
RPQ NO. 27003	10-SEP-18		PERRINE GARDENS ROOF REPAIRS / SITE 340		\$25,001	\$0		\$2,500.1
				1 NO MEASURE CSBE			\$0	





Sustainability, Planning and Economic Enhancement Department  
Small Business Development Division

Project Review Summary

Project	Rcvd Date	RC Date	Title	Measure	Agmt Est Budget	Single Source Specialty \$	Est \$ Goal %	CSBE 10%
<b>SEAPORT</b>								
RPQ NO. H2018-019	24-SEP-18		CBP RPM BOOTH ROOF REPAIR		\$6,131	\$0		\$613.1
				1 NO MEASURE CSBE			\$0	
RPQ NO. M2018-028	14-SEP-18		PAVING IMPROVEMENTS (PORTWIDE)		\$999,581	\$0		\$99,958.1
				1 TRADE SET ASIDE CSBE	100 %		\$999,581	
<b>TRANSPORTATION AND PUBLIC WORKS</b>								
RPQ NO. 20180195	28-SEP-18		DRAINAGE IMPROVEMENTS PROJECTS MULTIPLE SITES		\$496,615	\$0		\$49,661.5
				1 LEVEL 1 SET ASIDE CSBE	100 %		\$496,615	
<b>WATER AND SEWER</b>								
RPQ NO. T2470	05-SEP-18		ALEX ORR FENCE REPAIR		\$600	\$0		\$60
				1 LEVEL 1 SET ASIDE CSBE	100 %		\$600	
RPQ NO. T2486	14-SEP-18		WATER SERVICES RELOCATION AT 2915 COCONUT GROVE DR		\$2,000	\$0		\$200
				1 LEVEL 1 SET ASIDE CSBE	100 %		\$2,000	
RPQ NO. T2493	14-SEP-18		LEJEUNE BUILDING CLEANING AND SANITIZE A/C DUCTS SYSTEMS 2ND AND 3RD FLOORS		\$32,500	\$0		\$3,250
				1 LEVEL 1 SET ASIDE CSBE	100 %		\$32,500	
RPQ NO. T2497	14-SEP-18		FENCE REPAIR AT PS 696		\$2,300	\$0		\$230
				1 LEVEL 1 SET ASIDE CSBE	100 %		\$2,300	
RPQ NO. T2498	14-SEP-18		REPLACE WHEELS ON ROLLING GATE		\$500	\$0		\$50
				1 LEVEL 1 SET ASIDE CSBE	100 %		\$500	
RPQ NO. T2499	14-SEP-18		VK SECURITY CHAIN LINK GATES		\$20,000	\$0		\$0
							\$0	
RPQ NO. T2500	17-SEP-18		VIRGINIA KEY SECURITY GATES		\$18,000	\$0		\$1,800
				1 LEVEL 1 SET ASIDE CSBE	100 %		\$18,000	
<b>CONSTRUCTION (21 detail records)</b>					<b>\$9,102,512</b>	<b>\$0</b>	<b>\$4,740,541.27</b>	<b>\$908,251.2</b>
					<b>% Goal Assigned: 52.08%</b>			
					<b>\$9,102,512</b>	<b>\$0</b>	<b>\$4,740,541.27</b>	<b>\$908,251.2</b>



Sustainability, Planning and Economic Enhancement Department  
Small Business Development Division

Project Review Summary

Project	Rcvd Date	RC Date	Title	Measure	Agmt Est Budget	Single Source Specialty \$	Est \$ Goal %	CSBE 10%
---------	--------------	------------	-------	---------	--------------------	-------------------------------	------------------	-------------

This report doesn't include projects with DBE programs

Total Number of Projects: 21

% Goal Assigned: 52.08%

<u>Measures</u>	<u>Total Count</u>	<u>Total Amount</u>
GOAL	3	\$5,041,584
LEVEL 1 SET ASIDE	10	\$621,515
LEVEL 2 SET ASIDE	1	\$2,001,200
LEVEL 3 SET ASIDE	1	\$97,500
NO MEASURE	4	\$321,132
TRADE SET ASIDE	1	\$999,581
	1	\$20,000

**Report Criteria:** Project Received Date Between September 1, 2018 and October 1, 2018  
Project Type: CONSTRUCTION-EXPEDITE, CONSTRUCTION

Search Criteria

Dept: ALL

Type: 7040

Start Date: 9/1/2018

End Date: 10/1/2018



# INTERNAL SERVICE DEPARTMENT CAPITAL IMPROVEMENTS INFORMATION SYSTEM

MCC Out For Bids  
Tuesday, October 09, 2018

## Contracts out for bids from 9/1/2018 to 10/1/2018

MCC No	Project Name	Est Amt	Bid Due Date	Insurance Approval Date	Bidders Add Date	PreBid Meeting Date
FR: 7040-MDFRD-565-56-ER	EMERGENCY Roof Leak Repair - Station 56	\$1,300	9/24/2018		9/25/2018	
FR: 7040-MDFRD-564-30-ER	EMERGENCY Roof Repairs - Station 30	\$12,000	9/5/2018		9/4/2018	
FR Total: 2		\$13,300				
HD: 7040-27564-PHCD	Emergency Mold Remediation Repair / Annie Coleman	\$6,021	4/19/2018		9/4/2018	
HD: 7040-27678	Emergency Mold Remediation Repair / Annie Coleman	\$2,689	5/25/2018		9/4/2018	
HD: 7040-28095	Emergency Plumbing Repair / Gwen Cherry 16	\$6,440	6/13/2018		9/4/2018	6/5/2018
HD: 7040-28228	Emergency Electrical Repair / Annie Coleman	\$2,593	9/4/2017		9/4/2018	
HD: 7040-28503	Emergency Electrical Repair / Venetian Gardens	\$8,500	5/18/2018		9/10/2018	
HD: 7040-29441	EMERGENCY PLUMBING REPAIRS BY REGOSA	\$679	4/24/2018		9/18/2018	
HD: 7040-29561	Emergency Plumbing Repairs / Culmer Place	\$1,236	7/18/2018		9/4/2018	7/13/2018
HD: 7040-29562	Emergency Door Replacement / Site120-140	\$4,514	5/4/2018		9/4/2018	
HD: 7040-29768	Emergency Roof Replacement / Wynwood Homes - C Duplex / Site 210	\$21,441	2/12/2018		9/4/2018	
HD: 7040-29771	Emergency Roofing Repair / Three Round Towers B	\$5,473	5/25/2018		9/4/2018	5/24/2018
HD: 7040-29990	EMERGENCY PLUMBING JOB AT PERRINE	\$6,400	7/16/2018		9/20/2018	
HD: 7040-30020	Emergency A/C Repairs / Culmer Place	\$360	7/16/2018		9/4/2018	7/16/2018
HD: 7040-30511	Emergency A/C Repair / In Cities - Wynwood	\$675	8/3/2018		9/10/2018	
HD: 7040-30532	Emergency Plumbing Repair / In Cities - Wynwood	\$1,450	8/10/2018		9/10/2018	
HD: 7040-30547	Emergency Roof Repairs / Buena Vista Homes	\$6,900	7/19/2018		9/10/2018	
HD: 7040-30912	JOE MORETTI-MYERS SENIOR CENTER	\$4,800	3/19/2018		9/13/2018	
HD: 7040-30916	Emergency A/C Repair / Wynwood Homes - C	\$4,942	8/8/2018		9/17/2018	
HD: 7040-30925	Emergency Electrical Repair / Parking Lot Lights / Moody Village	\$7,124	7/23/2018		9/4/2018	
HD: 7040-30956	Emergency A/C Repair / In Cities - Wynwood	\$708	8/23/2018		9/10/2018	
HD: 7040-30986	Emergency Central AC Repair/Replacement	\$12,433	8/15/2018		9/20/2018	
HD: 7040-31016	Emergency Plumbing Repairs / Wynwood Elderly	\$350	8/20/2018		9/10/2018	
HD: 7040-31112	Robert King igh Towers	\$1,705	8/19/2018		9/18/2018	
HD: 7040-31119	EMERGENCY ROOFING REPAIR	\$2,500	5/22/2018		9/20/2018	
HD: 7040-31122	Emergency A/C Repair / Annie Coleman	\$2,585	6/19/2018		9/17/2018	
HD: 7040-31210	Robert King High Community Center	\$2,975	8/30/2018		10/1/2018	
HD: 7040-31246	Little River Terrace Plumbing Emergency	\$970	8/25/2018		9/24/2018	
HD: 7040-31317	Annie Coleman Emergency Electrical Repair by JCL	\$4,723	7/3/2018		9/24/2018	
HD: 7040-31537	LEMON CITY	\$1,500	8/10/2018		9/24/2018	
HD: 7040-31654	CLAUDE PEPER	\$23,440	7/26/2018		9/13/2018	
HD: 7040-31864	ELECTRICAL REPAIRS AT ANNIE COLEMAN-DEV016 PARKING LOT LIGHTS	\$1,800	8/9/2018		10/1/2018	
HD: 7040-31981	EMERGENCY PLUMBING REPAIR ANNIE COLEMAN	\$990	8/7/2018		9/27/2018	
HD: 7040-32232	Emergency Parking Lot Lights Wynwood Elederly	\$290	9/12/2018		10/1/2018	
HD: 7040-32284	Metal Door replacement at Annie Coleman	\$3,353	8/23/2018		9/24/2018	
HD: 7040-32382	SITE 121 CENTRAL AC REPAIRS	\$890	8/4/2018		9/24/2018	
HD: 7040-32401	Emergency Plumbing- Southridge I and II	\$4,200	8/10/2018		9/24/2018	
HD: 7040-32428	Emerergency Gas Line Repair Gwen Cherry 23C	\$2,650	6/29/2018		9/27/2018	
HD: 7040-32546	GWEN CHERRY 8	\$4,549	9/17/2018		9/27/2018	
HD: 7040-32550	GWEN CHERRY 8	\$18,522	7/31/2018		9/26/2018	
HD: 7040-32695	SITE 140 CENTRAL AC REPAIR	\$1,279	8/22/2018		9/27/2018	
HD: 7040-32797	Robert King High Community Center	\$11,517	9/23/2018		10/1/2018	
HD: 7040-29243	EMERGENCY ELECTRICAL REPAIRS	\$18,640	6/27/2018		9/4/2018	
HD: 7040-30546	Emergency Roof Repairs Wynwood Homes	\$2,900	8/7/2018		9/4/2018	
HD: 7040-30555	Edison Plaza-Emergency Plumbing	\$2,425	7/27/2018		9/4/2018	
HD: 7040-31003	Palm Towers	\$4,500	7/14/2018		9/18/2018	
HD: 7040-31203	EMERGENCY CENTRAL AC	\$640	7/26/2018	9/28/2018	9/18/2018	
HD: 7040-31764	Underground Pipe Repair Perrine Gardens	\$7,600	9/11/2018	9/28/2018	9/20/2018	
HD: 7040-32213	Emergency Central AC Repair Buena Vista	\$3,594	9/14/2018	9/28/2018	9/20/2018	
HD: 7040-32230	Emergency Mold Inspection IN-Cities	\$595	8/24/2018	9/28/2018	9/20/2018	
HD: 7040-31965	Little River Terrace Electrical emergency	\$6,000	8/31/2018	10/3/2018	9/27/2018	
HD Total: 49		\$243,059				
ID: 7040-E161716	Dade County Courthouse Asbestos Abatement	\$7,151	8/17/2018		9/5/2018	
ID: 7040-S172939	NORTH SHORE LIBRARY STRUCTURAL COLUMN REPAIR	\$15,000	10/24/2018		9/25/2018	10/9/2018
ID Total: 2		\$22,151				
MT: 7040-20180195	Drainage Improvements Project Multiple Sites	\$496,615	10/26/2018		9/20/2018	10/11/2018
MT: 7040-377303	Emergency repair at Allapatah TPSS doors	\$5,400	9/26/2018		9/28/2018	9/25/2018
MT: 7040-377305	Emergency repair of damaged wall at Brickell TPSS	\$7,600	9/26/2018		9/28/2018	9/25/2018

<u>MT: 7040-380773</u>	Acoustical Barrier Replacement - Phase 1	\$3,470,144	10/3/2018	9/20/2018	9/24/2018
<u>MT: 7040-381029</u>	Emergency service to repair potholes at DPM Maintenance parking lot	\$8,472	9/17/2018	9/19/2018	9/14/2018
<u>MT: 7040-382258</u>	Emergency services to repair or replacement damaged fence along 160th and Busway	\$9,280	9/21/2018	9/24/2018	9/21/2018
MT Total: 6		\$3,997,511			
<hr/>					
<u>PE: 7040-03398-620</u>	Demolition of Structure located at 9300 SW 152 ST a.k.a. Palmetto Golf Course	\$2,500	9/12/2018	9/4/2018	9/10/2018
<u>PE: 7040-03398-621</u>	Demolition of Structure located at 10511 SW 46 TER	\$7,872	9/20/2018	9/11/2018	9/18/2018
<u>PE: 7040-03398-622</u>	Demolition of Structure located at 4701 NW 29 AVE	\$4,833	10/4/2018	9/26/2018	10/2/2018
PE Total: 3		\$15,205			
<hr/>					
<u>PR: 7040-403101-14-002</u>	Kendall Indian Hammocks Park – Haven Addition Site Stabilization	\$114,000	10/18/2018	9/17/2018	10/4/2018
<u>PR: 7040-503002-17-001</u>	Colonial Drive Park - Fitness Court	\$132,000	10/17/2018	9/19/2018	10/4/2018
<u>PR: 7040-DO-FOUN-1</u>	DORAL PARK FOUNTAIN REPAIRS FOR SPECIAL ASSESSMENT DISTRICT	\$80,000	9/26/2018	9/10/2018	9/18/2018
<u>PR: 7040-Z188020-A</u>	Zoo Miami Building Painting- Re Bid	\$61,720	9/21/2018	9/4/2018	9/12/2018
<u>PR: 7040-Z188021</u>	Zoo Miami Amazon and Beyond Carpentry Repairs	\$63,000	10/4/2018	9/18/2018	9/25/2018
PR Total: 5		\$450,720			
<hr/>					
<u>WS: 7040-T2483</u>	NW 7th Ave Wastewater Collection Sys. Expan. Sub-basin D2-D2 Gravity Sewer Force	\$2,537,196	10/15/2018	9/12/2018	9/18/2018
<u>WS: 7040-T2484</u>	NW 7th Avenue Wastewater Collection System Expansion	\$2,374,259	10/15/2018	9/13/2018	9/18/2018
<u>WS: 7040-T2501</u>	CD 4.9 60-62 Replacement of 8 Inch Asbestos Cement Pipe Force Main from Pump S	\$1,063,469	11/2/2018	9/26/2018	10/4/2018
<u>WS: 7040-T2503</u>	CD 4.9 65- replacement of 6 inch Asbestos cement pipe force main from pump stati	\$620,000	10/26/2018	9/26/2018	10/1/2018
<u>WS: 7040-T2505</u>	New 8-Inch D.I Force Main Extension for Pump Station 0163 from Pump Station 1208	\$88,720	10/11/2018	9/27/2018	10/4/2018
<u>WS: 7040-T2500</u>	VIRGINIA KEY SECURITY GATES	\$18,000	9/6/2018	9/12/2018	9/4/2018
<u>WS: 7040-T2504</u>	HIALEAH GATE DAMAGED BY ACCIDENT	\$1,000	9/20/2018	9/27/2018	9/18/2018
WS Total: 7		\$6,702,645			
<hr/>		<hr/>			
Totals: 74		\$11,444,591			

Exit

Date Last Edited : 04/01/2011 -10:58:43

**Internal Services Department  
Small Business Development  
Project Review & Analysis  
September 2018- October 2018**

Activity #		Total for Period	YTD Total
		09/01/18-10/01/18	10/01/17-10/01/18
	<b>Bonding Assistance</b>		
1	Firms Assisted with Bonding Needs	6	44
2	Bond Application Received	1	8
3	Bonding Applications Approved	0	7
4	Bond Applications Denied	1	2
5	Value of Approved Bond Applications	0	4,593,000
	<b>Financial Assistance</b>		
1	Firms Assisted with Loan Needs	8	29
2	Loan Application Received **	4	12
3	Loan Applications Approved	1	2
4	Loan Application Denied	1	7
5	Value of Approved Loan Applications	100,000	\$600,000

Bonding

Race/Ethnicity (Surety Company: )

Loan Program 1 White

Race Ethnicity

Contracts outreach for bonding and financial assistance-

MCC 7040

MCC 7040 Plan - CICC 7040-0/07 - RPQ: T2489

MCC 7040 Plan - CICC 7040-0/07 RPQ 20180195.

MCC 7360

MCC 7360 Plan - CICC 7360-0/08 - RPQ: 20180176

MCC 7360 Plan - CICC 7360-0/08 RPQ MDFRD-562-29-B



**MEMORANDUM**

Amended  
Agenda Item No. 11(A)(8)

**TO:** Honorable Chairman Dennis C. Moss  
and Members, Board of County Commissioners

**DATE:** December 1, 2009


**FROM:** R. A. Cuevas, Jr.  
County Attorney

**SUBJECT:** Resolution pertaining to Community  
Small Business Development  
Program; directing County Mayor  
to include additional subcontractor  
provisions in all future contracts,  
where applicable unless waived by  
Board of County Commissioners

**Resolution No. R-1386-09**

**This item was amended at the Budget, Planning & Sustainability committee to change County Manager to Mayor or his designee.**

The accompanying resolution was prepared and placed on the agenda at the request of Prime Sponsor Commissioner Barbara J. Jordan.

  
\_\_\_\_\_  
R. A. Cuevas, Jr.  
County Attorney

RAC/cp






# MEMORANDUM

(Revised)

**TO:** Honorable Chairman Dennis C. Moss  
and Members, Board of County Commissioners

**DATE:** December 1, 2009

**FROM:**   
R. A. Cuevas, Jr.  
County Attorney

**SUBJECT:** Amended  
Agenda Item No. 11(A)(8)

Please note any items checked.

- ☐ "3-Day Rule" for committees applicable if raised
- ☐ 6 weeks required between first reading and public hearing
- ☐ 4 weeks notification to municipal officials required prior to public hearing
- ☐ Decreases revenues or increases expenditures without balancing budget
- ☐ Budget required
- ☐ Statement of fiscal impact required
- ☐ Ordinance creating a new board requires detailed County Manager's report for public hearing
- ☐ No committee review
- ☐ Applicable legislation requires more than a majority vote (i.e., 2/3's \_\_\_\_, 3/5's \_\_\_\_, unanimous \_\_\_\_) to approve
- ☐ Current information regarding funding source, index code and available balance, and available capacity (if debt is contemplated) required

Approved \_\_\_\_\_ Mayor  
Veto \_\_\_\_\_  
Override \_\_\_\_\_

Amended  
Agenda Item No. 11(A)(8)  
12-1-09

RESOLUTION NO. R-1386-09

RESOLUTION PERTAINING TO COMMUNITY SMALL BUSINESS DEVELOPMENT PROGRAM; DIRECTING MAYOR OR HIS DESIGNEE TO INCLUDE ADDITIONAL SUBCONTRACTOR PROVISIONS IN ALL FUTURE CONTRACTS, WHERE APPLICABLE UNLESS WAIVED BY BOARD OF COUNTY COMMISSIONERS

**WHEREAS**, Miami-Dade County (the "County") has a Community Small Business Enterprise ("CSBE") program for construction related enterprises, including design-build firms, and firms providing trades and/or services for the completion of construction projects, as defined in Chapter 10 of the Code of Miami-Dade County, Fla. (the "Code"), which have an actual place of business in the County and whose three (3) year average annual gross revenues do not exceed specific dollar thresholds based upon the type of construction related services performed in accordance with their two-digit Standard Industrial Classification ("SIC") code, or six-digit North American Industry Classification System ("NAICS") code classification; and

**WHEREAS**, the County wants to strengthen its CSBE program by implementing additional provisions for inclusion in County contracts with a subcontractor goal(s),

**NOW, THEREFORE, BE IT RESOLVED BY THE BOARD OF COUNTY COMMISSIONERS OF MIAMI-DADE COUNTY, FLORIDA**, directs the Mayor or his designee to include the following subcontractor provisions pertaining to the Community Small Business Enterprise program, in all contracts where a subcontractor goal(s) is established for CSBEs to perform and achieve said goal(s), unless said provision(s) is waived by majority vote of the Board. The additional CSBE provisions are

- (a) No CSBE firm entering into a subcontract for \$200,000 or less shall be required to execute and deliver a payment and performance bond as a condition of executing such subcontract or performing the work unless, in the case of a subcontract, the prime contractor has requested from the County, and the County has approved prior to the execution of the subcontract, such request based on information submitted by the prime contractor. Such information shall include, but not be limited to, the following: (1) subcontractor's prior work history; (2) subcontractor's number of years in business; (3) scope of work; (4) conditions affecting the work; (5) value of the subcontract; (6) schedule considerations; (7) subcontract terms; and (8) any other factors that may affect risk.
- (b) Upon the mutual agreement between the prime contractor and CSBE, the CSBE may be paid up to five percent (5%) of the value of the subcontract, exclusive of contingencies, in advance, upon written evidence reasonably satisfactory to Small Business Development ("SBD") of the CSBE's imminent expenditure of those funds for mobilization directly related to the work. Such written evidence may include, but is not limited to, executed contracts, purchase orders, and invoices, and must be submitted to SBD and the contracting department.
- (c) Upon mutual agreement between the prime contractor and CSBE subcontractor and prior approval by SBD, provided that (i) the CSBE subcontractor is not in breach of its payment and performance obligations under the subcontract, and (ii) the CSBE subcontractor is responsible for the negotiation and purchase of materials, the prime contractor shall pay directly for the purchase of any material to be incorporated in the work which is the object of the CSBE's subcontract. Such direct payment shall be made by dual party check made payable to the material supplier and the CSBE subcontractor and shall be credited against the prime contractor's payment obligations under the subcontract and credited against the agreed items in the schedule of values where the materials were used.
- (d) The retainage withheld from payments to CSBE subcontractor(s) shall not exceed 5 percent (5%), after fifty percent (50%) completion of the work and materials under the CSBE subcontractor(s) contract. Any and all amounts withheld in retainage under a CSBE's subcontract shall be paid in full upon satisfactory completion and acceptance of the CSBE's work in compliance with its subcontract within the same number of days that the County has mandated as the billing cycle for said contract in operation, or within forty (40) calendar days of submittal of such billing(s) by the CSBE subcontractor(s) to the prime contractor, whichever is less, regardless of whether the prime contractor has received payment from the County.
- (e) Within five (5) working days of the prime contractor becoming aware of a performance problem with a CSBE, the prime contractor shall notify the CSBE of such problem, in writing and with sufficient specificity to allow the CSBE to identify and redress the problem, and shall allow the CSBE a reasonable cure period. Disputes between the prime contractor and any CSBE shall be submitted to SBD for expedited alternative dispute resolution.
- (f) A prime contractor shall not require of any CSBE more than the minimum insurance coverage (\$300,000 General Liability, \$300,000 Automobile and Worker's

Compensation in accordance with state law) unless the prime contractor has requested from the County, and the County has approved prior to the execution of the subcontract, such request based on information submitted by the prime contractor. Such information shall include, but not be limited to, the following: (1) work discipline covered by the subcontract; (2) subcontractor's prior work history; (3) subcontractor's number of years in business; (4) scope of work; (5) conditions affecting the work; (6) value of the subcontract; (7) schedule considerations; (8) contract terms; and (9) any other factors that may affect risk.

The Prime Sponsor of the foregoing resolution is Commissioner Barbara J. Jordan. It was offered by Commissioner **Barbara J. Jordan**, who moved its adoption. The motion was seconded by Commissioner **Natacha Seijas** and upon being put to a vote, the vote was as follows:

Dennis C. Moss, Chairperson	<b>aye</b>		
Jose "Pepe" Diaz, Vice-Chairperson	<b>absent</b>		
Bruno A. Barreiro	<b>aye</b>	Audrey A. Edmonson	<b>aye</b>
Carlos A. Gimenez	<b>aye</b>	Sally A. Heyman	<b>absent</b>
Barbara J. Jordan	<b>aye</b>	Joe A. Martinez	<b>aye</b>
Dorrian D. Rolle	<b>aye</b>	Natacha Seijas	<b>aye</b>
Katy Sorenson	<b>absent</b>	Rebeca Sosa	<b>absent</b>
Sen. Javier D. Souto	<b>aye</b>		

The Chairperson thereupon declared the resolution duly passed and adopted this 1<sup>st</sup> day of December, 2009. This resolution shall become effective ten (10) days after the date of its adoption unless vetoed by the Mayor, and if vetoed, shall become effective only upon an override by this Board

MIAMI-DADE COUNTY, FLORIDA  
BY ITS BOARD OF  
COUNTY COMMISSIONERS

HARVEY RUVIN, CLERK

By: **DIANE COLLINS**  
Deputy Clerk



Approved by County Attorney as  
to form and legal sufficiency.

dsh

David Stephen Hope



# **SBE-Construction Advisory Board**

October 01, 2017 – September 30, 2018

## **Awarded Contracts**

There were 154 projects approved for award totaling \$685,803,256.97.

### **Awarded Contracts Available for Small Business Participation**

There were 131 projects approved for award totaling \$522,789,218.84.

- Of the \$522 million, 62 projects have SBE – Construction measures totaling \$90,903,976.23 or 17.39%
  - \$1,366,476.35 as Prime (set-asides)
  - \$89,537,499.88 as subcontractors (goals)
- SBE – Construction firms were awarded open market (non-set-aside) projects totaling \$38,213,247.91.
- **Of the projects awarded during this period, SBE-Construction firms are contracted to participate as the Prime and/or subcontractors (with or without) measures for a dollar value of \$129,117,224.14 or 24.70%.**

---

### **7040 Miscellaneous SBE-Construction Contracts**

There were 687 projects approved for award totaling \$96,790,181.

Certification Type: SBE Constuction

PERIOD: August 1, 2018 to September 30, 2018

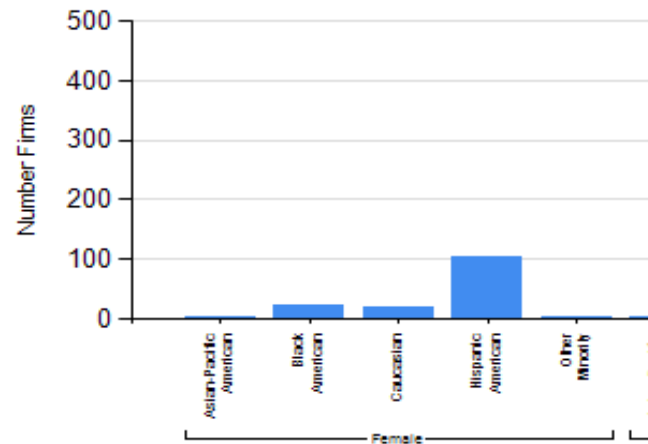
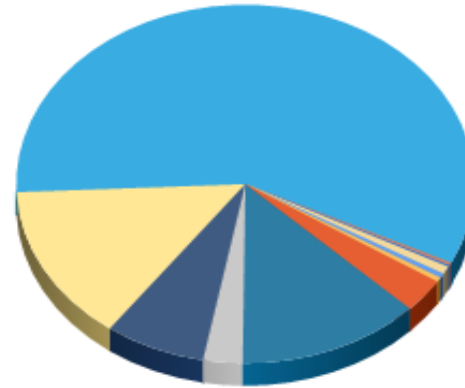
			Total Amount	African American	Caucasian	Hispanic	Asian	Native American	Other	Female
1 2 3 4	Total Certified SBE-Con. as of 10/1/18		718	115	71	518	6	2	6	148
	Reviewed and Approved Applications (New, Annual Renewal, Recertification)	21								
	Graduated	3								
	Denied	0								
	Removed	8								

Note: The SBE program is race and gender neutral. This report is for informational purposes only.

# Certified Directory - Ethnicity & Gender Summary

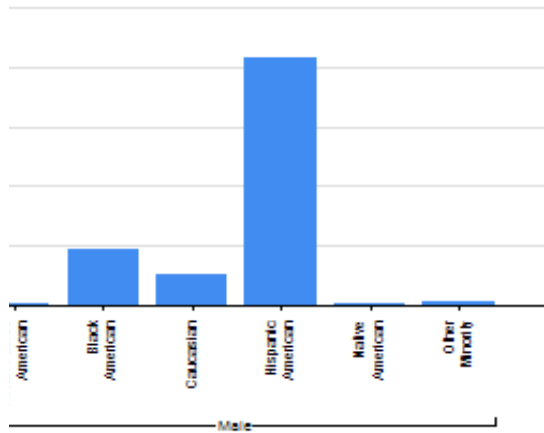
## Ethnicity & Gender Summary

Ethnicity	Gender	Number Firms
Asian-Pacific American	Female	3
Asian-Pacific American	Male	3
Black American	Female	22
Black American	Male	93
Caucasian	Female	20
Caucasian	Male	51
Hispanic American	Female	102
Hispanic American	Male	416
Native American	Male	2
Other Minority	Female	1
Other Minority	Male	5
Total Firms		718



As of 10/1/2018

- Asian-Pacific American - Female
- Asian-Pacific American - Male
- Black American - Female
- Black American - Male
- Caucasian - Female
- Caucasian - Male
- Hispanic American - Female
- Hispanic American - Male
- Native American - Male
- Other Minority - Female
- Other Minority - Male





## Graduated Firms

Date: Aug to Sept 2018

Business Name	Certification Status
CLEANING & RESTORATION, CORP.	Graduated
JVA ENGINEERING CONTRACTOR, INC.	Graduated
SOLUTION CONSTRUCTION, INC.	Graduated

Generated from the B2Gnow System.

appointment is being made; and (3) a copy of a background check regarding criminal history, if any, of each applicant performed by the Office of the Inspector General.

(Ord. No. 80-136, § 5, 12-16-80; Ord. No. 09-95, § 1, 11-3-09)

#### Sec. 2-11.38.2. - Term of office.

- (a) The terms of office of the members of each board shall be staggered.
- (b) No board member shall serve more than eight (8) consecutive years on any one (1) board. The provisions of this section shall not apply to current board members. Nothing set forth in this subsection above shall prohibit any individual from being reappointed to a County board after a hiatus of two (2) years. Notwithstanding the foregoing, the Board of County Commissioners may, by a resolution adopted by a two-thirds ( 2/3 ) vote of members present, waive the restriction that a particular member of a board may not serve more than eight (8) consecutive years on that board or any other term limit applicable to a particular board member.
- (c) Additionally, notwithstanding any other provision of the Code or of any resolution, the term of every board member nominated by a Commissioner shall automatically expire when:
  - (1) The nominating Commissioner leaves office; or
  - (2) The nominating Commissioner's term of office expires.

The provisions of this subsection shall be applicable to the terms of County Commissioners which expired in October 1998, and thereafter.

(Ord. No. 80-136, § 6, 12-16-80; Ord. No. 93-104, §§ 5, 7, 10-19-93; Ord. No. 93-114, §§ 6, 8, 10-21-93; Ord. No. 99-04, § 1, 1-21-99; Ord. No. 10-06, § 1, 1-21-10)

#### Sec. 2-11.38.3. - Uniform rule for filling of open vacancies on boards that remain unfilled for thirty days.

Notwithstanding any other provision of the Code or of any resolution, if a vacancy on any County board which is subject to individual commissioner appointment remains unfilled for more than thirty (30) days, it may thereafter be filled by action of the County Commission.

(Ord. No. 95-94, § 1, 6-6-95)

#### Sec. 2-11.39. - Attendance requirement.

Notwithstanding any other provision of this Code, any board member shall be automatically removed if, in a given fiscal year: (i) he or she is absent from two (2) consecutive meetings without an acceptable excuse; or, (ii) if he or she is absent from three (3) of the board's meetings without an acceptable excuse. A member of a County board shall be deemed absent from a meeting when he or she is not present at the meeting at least seventy-five (75) percent of the time. An "acceptable excuse" is defined as an absence for medical reasons, business reasons, personal reasons, or any other reason which the board, by a two-thirds vote of the membership, deems appropriate. By a two-thirds ( 2/3 ) vote of the members of the full Board of County Commissioners, the provisions of this section may be waived.

(Ord. No. 80-136, § 7, 12-16-80; Ord. No. 93-69, § 1, 7-15-93; Ord. No. 94-129, § 1, 6-21-94; Ord. No. 97-195, § 1, 11-4-97)

#### Sec. 2-11.39.1. - Quorum.

## SMALL BUSINESS DEVELOPMENT ADVISORY BOARD VACANCIES

### A&E MEMBERSHIP INFORMATION

MEMBER NAME	APPOINTED-NOMINATED BY
VACANT	COMMISSION DISTRICT 8- DANIELLA LEVINE CAVA
VACANT	COMMISSION DISTRICT 9- DENNIS C. MOSS
VACANT	COMMISSION DISTRICT 10- SEN. JAVIER D. SOUTO
VACANT	COMMISSION DISTRICT 6- REBECA SOSA
VACANT	COMMISSION DISTRICT 13- ESTEBAN BOVO, JR.
VACANT	MAYOR- CARLOS A. GIMENEZ
ARGUDIN, IVETTE O.	COMMISSION DISTRICT 12- JOSE "PEPE" DIAZ
BENJAMIN, CHRISTOPHER E.	COMMISSION DISTRICT 1- BARBARA J. JORDAN
CANGAHUALA, CONRAD SERGIO	COMMISSION DISTRICT 11- JOE A. MARTINEZ
CEPEDA, ALISA	COMMISSION DISTRICT 3- AUDREY M. EDMONSON
CRESPI, JUAN A.	COMMISSION DISTRICT 4- SALLY A. HEYMAN
JACOBS, CHERYL H.	COMMISSION DISTRICT 5- BRUNO A. BARREIRO
JOSEPH, MICHAEL	COMMISSION DISTRICT 2- JEAN MONESTIME
SWAIN, DEBORAH	COMMISSION DISTRICT 7- XAVIER L. SUAREZ
TANSEL, BERRIN	MAYOR- CARLOS A. GIMENEZ

### GOODS & SERVICES MEMBERSHIP INFORMATION

MEMBER NAME	APPOINTED-NOMINATED BY
VACANT	COMMISSION DISTRICT 1- BARBARA J. JORDAN
VACANT	COMMISSION DISTRICT 4- SALLY A. HEYMAN
VACANT	COMMISSION DISTRICT 6- REBECA SOSA
VACANT	COMMISSION DISTRICT 5- BRUNO A. BARREIRO
VACANT	COMMISSION DISTRICT 9- DENNIS C. MOSS
VACANT	COMMISSION DISTRICT 10- SEN. JAVIER D. SOUTO
VACANT	COMMISSION DISTRICT 11- JUAN C. ZAPATA
VACANT	MAYOR- CARLOS A. GIMENEZ
VACANT	MAYOR- CARLOS A. GIMENEZ
BAKER, CARMEN VIERA	COMMISSION DISTRICT 8- DANIELLA LEVINE CAVA
EMERY, KATHY E	COMMISSION DISTRICT 3- AUDREY M. EDMONSON
HOLSENDOLPH, DARRYL	COMMISSION DISTRICT 2- JEAN MONESTIME
MIZRAHI, ELIZABETH DELGADO	COMMISSION DISTRICT 13- ESTEBAN BOVO, JR.
PEREYRA, YAMILETH	COMMISSION DISTRICT 12- JOSE "PEPE" DIAZ
VIVAR, SANDRA DI MARE	COMMISSION DISTRICT 7- XAVIER L. SUAREZ

### LIVING WAGE COMMISSION

MEMBER NAME	APPOINTED-NOMINATED BY
VACANT	COMMISSION DISTRICT 1- BARBARA J. JORDAN
VACANT	COMMISSION DISTRICT 3- AUDREY M. EDMONSON
VACANT	COMMISSION DISTRICT 4- SALLY A. HEYMAN
VACANT	COMMISSION DISTRICT 10- SEN. JAVIER D. SOUTO
VACANT	COMMISSION DISTRICT 2- JEAN MONESTIME
VACANT	MAYOR- CARLOS A. GIMENEZ
VACANT	MAYOR- CARLOS A. GIMENEZ
BRASWELL, MARCUS	COMMISSION DISTRICT 8- DANIELLA LEVINE CAVA
CUNDARI ROELANS, ALYSSA GABRIELLE	COMMISSION DISTRICT 6- REBECA SOSA
FRIED, JONATHAN L	COMMISSION DISTRICT 9- DENNIS C. MOSS
MASDEU-VERGARA, ANNETTE E.	COMMISSION DISTRICT 5- BRUNO A. BARREIRO
RIBERO, SARA	COMMISSION DISTRICT 7- XAVIER L. SUAREZ
ROSENBERG, ARTHUR J.	COMMISSION DISTRICT 12- JOSE "PEPE" DIAZ
SALEM, MICHAEL	COMMISSION DISTRICT 13- ESTEBAN BOVO, JR.
SMITH, JEANETTE	COMMISSION DISTRICT 11- JUAN C. ZAPATA

### CONSTRUCTION MEMBERSHIP INFORMATION

Category	MEMBER NAME	APPOINTED-NOMINATED BY
LOCAL BONDING INDUSTRY	VACANT	BOARD OF COUNTY COMMISSIONERS
LOCAL BANKING AND FINANCIAL INDUSTRY	VACANT	BOARD OF COUNTY COMMISSIONERS
CERTIFIED CSBE	VACANT	BOARD OF COUNTY COMMISSIONERS
	VACANT	ORGANIZATION- MIAMI-DADE CHAMBER OF COMMERCE
	VACANT	ORGANIZATION- CONTRACTOR'S RESOURCE CENTER
	VACANT	ORGANIZATION- CONSTRUCTION ASSOCIATION OF FLORIDA
	VACANT	ORGANIZATION- ALLIED MINORITY CONTRACTOR'S ASSOCIATION, INC.
	BAER, KENNETH	ORGANIZATION- UNDERGROUND CONTRACTORS' ASSOCIATION OF SOUTH FLORIDA, INC.
	BAER, ROBERT	ORGANIZATION- ENGINEERING CONTRACTOR'S ASSOCIATION OF SOUTH FLORIDA, INC.
	BROWN-ALFARO, DOROTHY	ORGANIZATION- CSBE ASSOCIATION, INC.
	DERRER, WILLIAM R.	ORGANIZATION- SO. FLORIDA CHAPTER OF THE ASSOCIATED GENERAL CONTRACTORS OF AMERICA
	EVERETT, SHIRLEY	ORGANIZATION- NATIONAL ASSOCIATION OF BLACK WOMEN IN CONSTRUCTION
	GONZALEZ, ALEXIS	ORGANIZATION- LATIN BUILDERS' ASSOCIATION
	HOUSTON, JESSIE BERNARD	ORGANIZATION- THE BAC FUNDING GROUP