

**SMALL BUSINESS ENTERPRISE
CONSTRUCTION
ADVISORY BOARD PACKET**

December 10, 2018

TABLE OF CONTENTS

AGENDA

MCC-8-10	1
JACKSON/HEALTH/PHT –JOC	2
PROJECT A – (OHL Arellano Construction Co.)	3
PROJECT D – (Skanska USA Building, Inc.)	4
PROJECT F- (Turner Construction Company)	5
Jackson West Medical Center (Yates Construction)	6
SBE Construction Business Outreach & Education	7
SBE Construction Project Review & Financial Assistance Report	8
SBE Construction Utilization Report	9
Utilization Report – Projects with no measure	10
SBE Construction Certification Report	11
Resolution No. R-1386-09	12
Resolution No. R-593-13	13
Correspondence from former board member Ismailia Rashid	14
October 15, 2018 MEETING MINUTES	15
Proposed 2019 Meeting Dates	16

**Miami-Dade County
SMALL BUSINESS ENTERPRISE - CONSTRUCTION
ADVISORY BOARD MEETING
Monday, December 10, 2018
Stephen P. Clark Center, 111 N.W. 1st Street,
19th Floor Conference Room
AGENDA**

I. Welcome/Introductions

II. Construction Management Quarterly Reporting

- **Miscellaneous Construction Contract MCC-8-10**
.....*Carolyn Modeste*
MCM Corporation
- **Jackson Health/PHT – Job Order Contract Status**
.....*Teodoro Carrasco*
Director of Procurement/Construction
- **Project A- Jackson North Medical Center (OHL Arellano Construction Co.)**
.....*Patrick Delatour*
- **Project D- JMH Main Floor Modernizations (Skanska USA Building, Inc.)**
.....*Andrew Smith*
- **Project F- Jackson Rehabilitation Hospital (Turner Construction Company)**
.....*Robert Leyva*
- **Jackson West Medical Center (Yates Construction)**
..... *Steve Lopez*

III. SBD Section Reports

- **SBE – Construction Business Outreach & Education.....***Lawanda Wright-Robinson*
SBD Business Outreach & Education
- **SBE – Construction Project Review & Analysis***Laurie Johnson*
SBD Project Review & Analysis
- **SBE – Construction Utilization Report.....** *Tracie Auguste*
SBD Policy & Legislation Management
- **SBE – Construction Certification Report.....***Claudious Thompson*
SBD Certification

Delivering Excellence Every Day

**MIAMI-DADE
COUNTY**



Carlos A. Gimenez, Mayor

**Internal Services Department
Small Business Development**

111 NW 1 Street, 19th Floor
Miami, Florida 33128
T 305-375-3111 F 305-375-3160

IV. Old Business

- Disparity Study Update – **Laurie Johnson (SBD Section Chief)**
- Resolution No. R-1386-09 and No. R-593-13 - **Dorothy Brown-Alfaro (Board Member)**
- Correspondence - **Ismailia Rashid (Former board member)**
- Approval of October 15, 2018 Meeting Minutes

V. New Business

- Proposed 2019 meeting dates
- Request for future agenda items

VI. Reasonable opportunity for the public to be heard before County boards (Sec. 2-11.39.3)

VII. Adjournment

NEXT BOARD MEETING: Monday, February 18, 2019 at 1:00 p.m.

Delivering Excellence Every Day

**MIAMI-DADE
COUNTY**

Project #	Project Name	Prime		Start Date	Contract Award	CSBE Award	Amount Paid to GC	Amount Paid to CSBE	CSBE Part.	% Complete
8-10	Key Management Staff	MCM		3/1/12	\$ 5,915,262.00		\$ 5,550,040.68		18%	93.83%
	18% of Pre Const. Fee only (\$177,980.00)		MCO Construction	3/1/12		\$ 1,445,227.88		\$ 956,316.00	24%	66.17%
R044A	MIA-Hotel Lobby/Public Space Renovations	MCM			\$ 3,642,865.18		\$ 3,642,865.18		77%	100.00%
			Cityworks Construction, LLC			\$ 211,515.18		\$ 211,515.18	6%	100.00%
			Fleites Construction Group			\$ 180,243.08		\$ 180,243.08	5%	100.00%
			Metro Infrastructure, Corp.			\$ 248,598.15		\$ 248,598.15	7%	100.00%
			A-1 All Florida Painting, Inc.			\$ 105,286.30		\$ 105,286.30	3%	100.00%
			Fleites Construction Group			\$ 114,965.18		\$ 114,965.18	3%	100.00%
			World of Frameless Glass, Inc			\$ 190,861.29		\$ 190,861.29	5%	100.00%
			Metro Infrastructure, Corp.			\$ 317,145.09		\$ 317,145.09	9%	100.00%
			EPIC Consultants, Inc.			\$ 190,878.43		\$ 190,878.43	5%	100.00%
			A-1 All Florida Painting, Inc.			\$ 13,821.29		\$ 13,821.29	0%	100.00%
			Century Fire, Inc.			\$ 156,362.84		\$ 156,362.84	4%	100.00%
			Peoples Plumbing & Mechanical			\$ 212,121.58		\$ 212,121.58	6%	100.00%
			DODEC, Inc.			\$ 185,778.57		\$ 185,778.57	5%	100.00%
			Thevenin Enterprises, Inc.			\$ 667,035.06		\$ 667,035.06	18%	100.00%
R107A	MIA- Midfield Fire Station Modification	MCM			\$ 239,258.00		\$ 239,258.00		91%	100.00%
			EPIC Consultants, Inc.			\$ 66,141.00		\$ 66,141.00	28%	100.00%
			Xpress Painting, Inc.			\$ 62,480.00		\$ 62,480.00	26%	100.00%
			Ruben Electric Technology, Inc.			\$ 88,200.00		\$ 88,200.00	37%	100.00%
B313A	MIA- So. Terminal 5th Floor Mechanical Room	MCM			\$ 34,920.67		\$ 34,920.67		82%	100.00%
			EPIC Consultants, Inc.			\$ 12,795.00		\$ 12,795.00	37%	100.00%
			DL & RR Services, LLC			\$ 1,364.00		\$ 1,364.00	4%	100.00%
			Ruben Electric Technology, Inc.			\$ 14,647.00		\$ 14,647.00	42%	100.00%
D022A	MIA-Central Marketplace - Phase II & III	MCM			\$ 3,239,965.32		\$ 3,239,965.32		26%	100.00%
			Lunacon Construction Group, Inc.			\$ 274,607.51		\$ 274,607.51	8%	100.00%
			ABC Construction, Inc.			\$ 10,900.00		\$ 10,900.00	0%	100.00%
			C.L. Elias Construction, Inc.			\$ 44,937.00		\$ 44,937.19	1%	100.00%
			A-1 All Florida Painting, Inc.			\$ 12,195.00		\$ 12,195.00	0%	100.00%
			Century Fire, Inc.			\$ 18,425.00		\$ 18,425.00	1%	100.00%
			Richlin Plumbing, Inc.			\$ 35,219.00		\$ 35,219.00	1%	100.00%
			Sunshine State Air Conditioning			\$ 81,535.71		\$ 81,535.71	3%	100.00%
			Tropical Electric			\$ 369,221.00		\$ 369,221.00	11%	100.00%
780KD11	NTD-FPL Vaults #1, #2, & 5 Fire Rated Damper	AAP			\$ 202,921.85		\$ 202,921.85		90%	100.00%
			AAP Construction			\$ 183,176.00		\$ 183,176.31	90%	100.00%
S089A	MIA-NTD FIS Re-Check	MCM			\$ 5,330,950.90		\$ 5,330,950.90		46%	100.00%
			New Beach Construction			\$ 195,200.00		\$ 195,200.00		100.00%
			Lunacon Construction Group, Inc.			\$ 43,117.00		\$ 43,117.00	1%	100.00%
			Lunacon Construction Group, Inc.			\$ 123,139.62		\$ 123,139.62	2%	100.00%

Project #	Project Name	Prime		Start Date	Contract Award	CSBE Award	Amount Paid to GC	Amount Paid to CSBE	CSBE Part.	% Complete
			Cityworks Construction, LLC			\$ 302,184.00		\$ 302,183.68	6%	100.00%
			A-1 All Florida Painting, Inc.			\$ 29,250.00		\$ 29,250.00	1%	100.00%
			A-1 All Florida Painting, Inc.			\$ 575,753.89		\$ 575,753.89	11%	100.00%
			C.L. Elias Construction, Inc.			\$ 62,281.89		\$ 62,281.89	1%	100.00%
			New Beach Construction			\$ 289,021.22		\$ 289,021.22	5%	100.00%
			Cityworks Construction, LLC			\$ 68,787.00		\$ 68,787.00	1%	100.00%
			Right Way Painting			\$ 69,960.00		\$ 69,960.00	1%	100.00%
			New Beach Construction			\$ 12,000.00		\$ 12,000.00	0%	100.00%
			Century Fire, Inc.			\$ 141,316.00		\$ 141,315.73	3%	100.00%
			Richlin Plumbing, Inc.			\$ 26,195.00		\$ 26,195.00	0%	100.00%
			Coakley Mechanical			\$ 277,871.00		\$ 277,871.00	5%	100.00%
			Green Light Electric System			\$ 404,629.76		\$ 404,629.76	8%	100.00%
			Supreme Ceilings & Interiors			\$ 7,831.00		\$ 7,831.00	0%	100.00%
D105C	MIA-Dolphin & Flamingo Parking Garages Rep.	MCM			\$ 7,284,481.22		\$ 7,284,481.22		92%	100.00%
			S&K Quality Contractors			\$ 820,420.00		\$ 820,420.00	11%	100.00%
			ABC Construction			\$ 3,293,720.13		\$ 3,189,213.47	45%	96.83%
			Hernandez Metal Fabricators			\$ 222,697.36		\$ 222,697.36	3%	100.00%
			A-1 All Florida Painting, Inc.			\$ 847,480.15		\$ 847,480.15	12%	100.00%
			Inclan Painting			\$ 429,576.67		\$ 429,576.67	6%	100.00%
			S&K Quality Contractors			\$ 504,470.00		\$ 504,470.00	7%	100.00%
			Stone Concept Miami			\$ 164,110.00		\$ 164,110.00	2%	100.00%
			S&K Quality Contractors			\$ 95,874.77		\$ 95,874.30	1%	100.00%
			S&K Quality Contractors			\$ 52,750.00		\$ 52,025.00	1%	98.63%
			Peoples Plumbing & Mechanical			\$ 228,748.19		\$ 228,748.19	3%	100.00%
			Ruben Electric Technology, Inc.			\$ 44,842.60		\$ 29,600.00	1%	66.01%
Q043A	Building 861, 862, & 863	MCM			\$ 750,753.44		\$ 750,753.44		82%	100.00%
			Epic Consultants, Inc.			\$ 86,675.57		\$ 83,373.26	1%	96.19%
			A-1 Florida Painting, Inc.			\$ 9,425.00		\$ 9,425.00	1%	100.00%
			Epic Consultants, Inc.			\$ 66,495.94		\$ 64,853.39	9%	97.53%
			Epic Consultants, Inc.			\$ 58,701.17		\$ 58,701.17	8%	100.00%
			Coakley Mechanical Inc.			\$ 7,750.00		\$ 7,642.75	1%	98.62%
			Thevenin Enterprises, Inc.			\$ 461,136.32		\$ 461,136.32	61%	100.00%
S100A	MIA-Conc G Switchgear Replacement	MCM			\$ 1,959,981.14		\$ 1,959,981.14		92%	100.00%
			Solares Electric			\$ 1,811,494.99		\$ 1,752,219.89	92%	96.73%
V040A-1	MIA Satellite E Pavement Rehab. Pkg. 1 MOT/E	MCM		12/28/15	\$ 1,590,091.11		\$ 1,502,436.55		86%	94.49%
			ABC Construction			\$ 597,844.46		\$ 516,187.87	38%	86.34%
			Roberts Traffic & Markings			\$ 347,450.82		\$ 330,078.29	22%	95.00%
			Jador International			\$ 322,971.07		\$ 320,011.63	20%	99.08%
			Ameradrain Plumbing			\$ 92,624.00		\$ 42,198.75	6%	45.56%
			Peoples Plumbing & Mechanical			\$ 6,899.83		\$ 6,830.83	0%	99.00%

Project #	Project Name	Prime		Start Date	Contract Award	CSBE Award	Amount Paid to GC	Amount Paid to CSBE	CSBE Part.	% Complete
	MIA-Quick Response Project Order	MCM		SAO #	\$ 1,778,089.49		\$ 1,642,192.23		68%	92.36%
	Budget = \$2,200,000.00		Fleites Construction	43		\$ 87,423.00		\$ 93,452.39	5%	106.90%
			A-1 All Florida Painting, Inc.	43		\$ 197,800.00		\$ 197,800.00	11%	100.00%
			Thevenin Enterprises	43		\$ 13,368.83		\$ 13,368.83	1%	100.00%
			C.L. Elias Construction	37		\$ 114,764.00		\$ 93,667.47	6%	81.62%
			A-1 All Florida Painting, Inc.	37		\$ 2,725.00		\$ 2,725.00	0%	100.00%
			Century Fire	37		\$ 14,500.00		\$ 14,500.00	1%	100.00%
			Coakley Mechanical Inc.	37		\$ 13,800.00		\$ 13,800.00	1%	100.00%
			Ruben Electric Technology, Inc.	37		\$ 56,500.00		\$ 56,500.00	3%	100.00%
			Fleites Construction	37		\$ 10,500.00		\$ 1,953.85	1%	18.61%
			C.L. Elias Construction	39		\$ 14,336.55		\$ 6,115.00	1%	42.65%
			Century Fire	39		\$ 1,953.85		\$ 1,953.85	0%	100.00%
			Coakley Mechanical Inc.	39		\$ 6,115.00		\$ 6,115.00	0%	100.00%
			Inclan Painting	41		\$ 86,500.00		\$ 86,500.00	5%	100.00%
			Jador International	42		\$ 29,600.00		\$ 29,600.00	2%	100.00%
			Epic Consultants, Inc.	44		\$ 10,766.56		\$ 10,766.56	1%	100.00%
			Epic Consultants, Inc.	45		\$ 19,343.00		\$ 17,063.00	1%	88.21%
			EPIC Consultant, Inc.	46		\$ 181,370.00		\$ 181,370.00	10%	100.00%
			Ruben Electric Technology, Inc.	46		\$ 10,870.00		\$ 10,793.50	1%	99.30%
			Fleites Construction Group, Inc.	47		\$ 93,452.39		\$ 93,452.39	5%	100.00%
			Epic Consultants, Inc.	48		\$ 15,626.11		\$ 15,626.11	1%	100.00%
			Thevenin Enterprises, Inc.	49		\$ 568.83		\$ 568.83	0%	100.00%
			Epic Consultants, Inc.	50		\$ 12,113.60		\$ 12,113.60	1%	100.00%
			Ruben Electric Technology, Inc.	50		\$ 2,070.00		\$ 540.00	0%	26.09%
			Jador International	51		\$ 49,200.00		\$ 46,740.00	3%	95.00%
			Epic Consultants, Inc.	52		\$ 3,730.38		\$ 3,730.38	0%	100.00%
			Jador International	53		\$ 50,879.55		\$ 48,335.57	3%	95.00%
			Paradises Awning	54		\$ 96,494.13		\$ 47,137.22	5%	48.85%
			Ruben Electric Technology, Inc.	54		\$ 14,875.00		\$ 14,131.25	1%	95.00%
			Clearview Electric	56		\$ 125,250.00		\$ 118,099.25	7%	94.29%
			Fleites Construction Group, Inc.	57		\$ 4,330.46		\$ 4,330.46	0%	100.00%
			Jador International	58		\$ 20,843.72		\$ 19,801.53	1%	95.00%
			Fleites Construction	60		\$ 2,556.78		\$ 2,556.78	0%	100.00%
			Coakley Mechanical Inc.	62		\$ 216,700.00		\$ 209,700.00	12%	96.77%
			C.L. Elias Construction	64		\$ 5,690.00		\$ 5,405.49	0%	95.00%
			Ameradrain Plumbing	64		\$ 25,000.00		\$ 23,750.00	1%	95.00%
			Thevenin Enterprises	64		\$ 792.00		\$ 792.00	0%	100.00%
			Coakley Mechanical	67		\$ 20,438.44		\$ 20,438.44	1%	100.00%
			Coakley Mechanical	68		\$ 12,630.00		\$ 12,630.00	1%	100.00%
			Clearview Electric	69		\$ 125,000.00		\$ 115,520.00	7%	92.42%

Project #	Project Name	Prime		Start Date	Contract Award	CSBE Award	Amount Paid to GC	Amount Paid to CSBE	CSBE Part.	% Complete
			Paradises Awning	70		\$ (46,876.00)		\$ (46,876.00)	-3%	100.00%
			Paradises Awning	71		\$ 25,295.62		\$ 25,295.62	1%	100.00%
			Coakley Mechanical	72		\$ (7,552.20)		\$ (7,552.20)	0%	100.00%
			C. L Elias	74		\$ 244.16		\$ 244.16		100.00%
			Kesoki Painting LLC	76		\$ 13,000.00				
			Tesla Engineering, Inc	76		\$ 34,570.00				
U-055-A	MIA-Int. Renov. Reloc. Of ID Section/Drivers	MCM		4/18/16	\$ 3,021,227.15		\$ 2,939,114.87		91%	97.28%
			AAP Construction (Gen)			\$ 313,519.64		\$ 313,519.64	10%	100.00%
			Paradise Awnings			\$ 73,117.81		\$ 73,117.81	2%	100.00%
			AAP Construction (Carpentry)			\$ 104,332.25		\$ 99,132.25	3%	95.02%
			C.L. Elias Construction			\$ 134,955.94		\$ 134,955.94	4%	100.00%
			World of Frameless Glass			\$ 89,153.81		\$ 89,153.81	3%	100.00%
			Chavez South Florida Interiors			\$ 255,842.75		\$ 189,570.61	8%	74.10%
			AAP Construction (Floor & Ceiling)			\$ 196,013.00		\$ 196,013.00	6%	100.00%
			A-1 All Florida Painting, Inc.			\$ 28,079.40		\$ 28,079.40	1%	100.00%
			Century Fire			\$ 275,462.94		\$ 275,462.94	9%	100.00%
			Al Hill Plumbing			\$ 67,692.00		\$ 67,692.00	2%	100.00%
			Sunshine State Air Conditioning			\$ 295,245.40		\$ 295,245.40	10%	100.00%
			Thevening Enterprises			\$ 923,441.44		\$ 923,441.19	31%	100.00%
V-075-A	MIA-Structural Bridge Repairs No. 3111	MCM			\$552,274.69		\$ 552,274.69		92%	100.00%
			ABC Construction, Inc.			\$205,161.38		\$ 205,161.38	37%	100.00%
			AAP Construction Group Corp.			\$79,784.00		\$ 79,784.00	14%	100.00%
			EPIC Consultants, Inc.			\$98,197.00		\$ 98,197.00	18%	100.00%
			A-1 All Florida Painting, Inc.			\$122,750.00		\$ 122,750.00	22%	100.00%
T-072-D	Lower Concourse E APM Station 4th Floor	MCM			\$2,246,012.33		\$ 2,246,012.33		92%	100.00%
			AAP Construction Group Corp."A"			\$351,657.00		\$ 351,657.00	16%	100.00%
			Paradise Awnings Corporation			\$569,374.16		\$ 569,970.16	25%	100.10%
			AAP Construction Group Corp."D"			\$147,508.03		\$ 147,508.03	7%	100.00%
			AAP Construction Group Corp."E"			\$218,185.20		\$ 218,185.20	10%	100.00%
			A1-All Florida Painting, Inc			\$18,600.00		\$ 18,600.00	1%	100.00%
			Century Fire, Inc.			\$155,062.50		\$ 111,987.50	7%	72.22%
			Coakley Mechanical, Inc.			\$114,500.00		\$ 114,500.00	5%	100.00%
			Solares Electrical Serivces			\$497,718.85		\$ 497,718.85	22%	100.00%
V-043-A	Central Ticket Counters F, G Phase 1	MCM		9/23/16	\$ 771,071.17		\$ 771,071.17		89%	100.00%
			C. L. Elias Construction, Inc			\$114,390.79		\$ 114,390.79	15%	100.00%
			Paradise Awnings Corp			\$48,264.50		\$ 39,201.33	6%	81.22%
			ABC Construction, Inc			\$69,305.93		\$ 69,305.93	9%	100.00%
			Everett Painting Company, Inc			\$5,710.21		\$ 5,710.21	1%	100.00%
			C. L. Elias Construction, Inc			\$13,997.00		\$ 13,997.00	2%	100.00%
			DAC Air Conditioning Corp			\$119,970.00		\$ 119,970.00	16%	100.00%

Project #	Project Name	Prime		Start Date	Contract Award	CSBE Award	Amount Paid to GC	Amount Paid to CSBE	CSBE Part.	% Complete
			Jador International Corp			\$316,024.55		\$ 316,024.55	41%	100.00%
			National Fire Protection			\$10,536.83		\$ 10,513.65	1%	99.78%
U-037-A	United Airlines Colocation ATO Renovations	MCM		9/16/16	\$ 361,453.93		\$ 361,453.93		99%	100.00%
			Delka Innovo Group			\$31,113.45		\$ 31,113.45	9%	100.00%
			Paradise Awnings Corp			\$33,814.03		\$ 33,814.03	9%	100.00%
			Delka Innovo Group			\$65,137.00		\$ 65,137.00	18%	100.00%
			Delka Innovo Group			\$4,173.00		\$ 4,173.00	1%	100.00%
			Epic Consultants, Inc			\$33,347.92		\$ 33,347.92	9%	100.00%
			Epic Consultants, Inc			\$23,101.00		\$ 21,985.00	6%	95.17%
			Everett Painting Company, Inc			\$8,709.49		\$ 8,709.49	2%	100.00%
			Delka Innovo Group			\$10,953.51		\$ 10,953.51	3%	100.00%
			DAC Air Conditioning Corp			\$42,445.78		\$ 42,445.78	12%	100.00%
			Al Hill Plumbing Corp			\$17,565.00		\$ 17,565.00	5%	100.00%
			National Fire Protection			\$10,536.83		\$ 10,513.65	3%	99.78%
			Thevenin Enterprises, Inc			\$87,860.79		\$ 40,355.69	24%	45.93%
T074-T	E-FIS Emergency Renovations, 1st Level	MCM		2/28/17	\$ 1,878,855.28		\$ 1,846,018.00		68%	98.25%
			A1-All Florida Painting, Inc			\$36,797.90		\$ 35,877.95	2%	97.50%
			AAP Construction Group Corp.			\$805,851.07		\$ 805,551.00	43%	99.96%
			Century Fire, Inc.			\$113,870.21		\$ 110,717.45	6%	97.23%
			Jador International Corp			\$326,241.05		\$ 315,456.43	17%	96.69%
T072-H	E-FIS Renovation Security & Access Control	MCM		8/29/17	\$ 1,406,718.51		\$ 1,216,933.74		14%	86.51%
			Jador International Corp			\$192,521.78		\$ 180,469.62	14%	93.74%
X045A	Conc. J Gate 3 - EDS Room	MCM		9/9/17	\$ 400,273.02		\$ 400,273.02		78%	100.00%
			AAP Construcion Group Corp.			\$83,643.00		\$ 83,643.00	21%	100.00%
			AAP Construcion Group Corp.			\$15,250.00		\$ 15,250.00	4%	100.00%
			AAP Construcion Group Corp.			\$38,450.00		\$ 38,450.00	10%	100.00%
			Ameradrain Plumbing			\$47,800.24		\$ 47,800.24	12%	100.00%
			Thevenin Enterprises Inc.			\$112,863.75		\$ 112,863.75	28%	100.00%
			Jordim International			\$63,785.50		\$ 63,785.50	3%	100.00%
T072-H	E-FIS Renovation Third Level	MCM		8/29/17	\$ 411,128.37		\$ 332,904.83		68%	80.97%
			EPIC Consultant			\$117,932.97		\$ 114,984.65	29%	97.50%
			World of Frameless Glass			\$6,950.00		\$ 6,776.25	2%	97.50%
			EPIC Consultant			\$20,003.00		\$ 19,502.93	5%	97.50%
			Century Fire			\$32,380.00		\$ 31,570.50	8%	97.50%
			American Commerical Services			\$22,455.00		\$ 21,893.63	5%	97.50%
			Thevenin Enterprises			\$79,021.88		\$ 77,046.32	19%	97.50%
U010-T	Satellite E AHU-1 Replacement	MCM		9/13/17	\$ 423,052.98		\$ 354,646.83		81%	83.83%
			Paradise Construction			\$30,277.00		\$ 28,198.15	7%	93.13%
			AAP Construction Group Corp			\$8,640.00		\$ 8,208.00	2%	95.00%
			American Commerical Services			\$262,639.00		\$ 230,380.25	62%	87.72%

Project #	Project Name	Prime		Start Date	Contract Award	CSBE Award	Amount Paid to GC	Amount Paid to CSBE	CSBE Part.	% Complete
			Century Fire			\$14,075.01		\$ 12,563.76	3%	89.26%
			Thevenin Enterprises			\$26,188.93		\$ 24,879.48	6%	95.00%
R023-A	Outfall No. 2 & 3 Boom & Skimmer System	MCM		4/24/18	\$ 1,722,858.44		\$ 947,259.56		84%	54.98%
			ABC Construction			\$1,274,000.00		\$ 906,788.14	74%	71.18%
			ABC Construction			\$47,500.00		\$ 24,260.62	3%	51.07%
			Tesla Engineering, Inc			\$127,750.00		\$ 64,888.38	7%	50.79%
P109-A	Bearing Modifications to Bridge #3062 B & C	MCM		5/17/18	\$ 274,330.58				78%	0.00%
			SK Quality Contractor, Inc			\$58,800.00		\$ -	21%	0.00%
			SK Quality Contractor, Inc			\$114,900.00		\$ -	42%	0.00%
			SK Quality Contractor, Inc			\$40,000.00		\$ -	15%	0.00%
T072E	Lower Conc E 3rd Level Sterile Corridor	MCM		9/12/18	\$ 1,857,865.39				83%	0.00%
			C. L Elias Construction			\$426,451.00		\$ -	23%	0.00%
			Paradise Awings Corp			\$168,470.59			9%	0.00%
			EPIC Consultant, Inc			\$115,586.00			6%	0.00%
			C. L Elias Construction			\$119,621.00			6%	0.00%
			EPIC Consultant, Inc			\$169,980.00			9%	0.00%
			AAP Construction Group Corp			\$49,350.00			3%	0.00%
			C J Protection Inc			\$190,000.00			10%	0.00%
			Thevenin Enterprises Inc.			\$108,000.00			6%	0.00%
			Jador International Corp			\$199,300.00			11%	0.00%
P0256C	Relocation of Swissport Shop and Offices	MCM		7/30/18	\$ 605,700.10		\$ 160,214.39		79%	26.45%
			SK Quality Contractor, Inc			\$93,126.55		\$ -	15%	0.00%
			SK Quality Contractor, Inc			\$46,538.93			8%	0.00%
			Delka Innovo Group			\$9,120.00			2%	0.00%
			Oratso Corporation			\$21,988.50			4%	0.00%
			Kesoki Painting LLC			\$11,960.00			2%	0.00%
			C J Protection Inc			\$15,000.00			2%	0.00%
			Ameradrain Plumbing			\$147,000.00			24%	0.00%
			Thevenin Enterprises Inc.			\$21,900.00			4%	0.00%
			PYD Electric Corp			\$112,650.00			19%	0.00%
P0256C(I)	Relocation of Swissport Interior Offices	MCM		7/30/18	\$ 665,402.32		\$ 160,214.39		77%	24.08%
			SK Quality Contractor, Inc			\$67,689.11		\$ -	10%	0.00%
			Fleites Construction Group, Inc.			\$57,484.00			9%	0.00%
			Delka Innovo Group			\$30,500.00			5%	0.00%
			C. L Elias Construction			\$30,941.00			5%	0.00%
			C. L Elias Construction			\$39,176.00			6%	0.00%
			C. L Elias Construction			\$24,536.00			4%	0.00%
			Government Business Development			\$10,890.00			2%	0.00%
			C J Protection Inc			\$45,000.00			7%	0.00%
			Marvi Builders LLC			\$51,702.00			8%	0.00%

Project #	Project Name	Prime		Start Date	Contract Award	CSBE Award	Amount Paid to GC	Amount Paid to CSBE	CSBE Part.	% Complete
			DC Electric Inc			\$157,000.00			24%	0.00%
P0256C(T)	Relocation of Triangle Shop and Offices	MCM		8/30/18	\$ 496,593.75				64%	0.00%
			SK Quality Contractor, Inc			\$112,630.65		\$ -	23%	0.00%
			C. L Elias Construction			\$121,438.00			24%	0.00%
			Delka Innovo Group			\$10,400.00			2%	0.00%
			Kesoki Painting LLC			\$28,435.00			6%	0.00%
			Thevenin Enterprises, Inc			\$44,000.00			9%	0.00%
P0256B	Interior Wash Rack for Swissport Facility (Bldg 701)	MCM		6/15/18	\$ 384,077.78		\$ 126,352.67		84%	32.90%
			Delka Innovo Group			\$72,816.10		\$ -	19%	0.00%
			SK Quality Contractor, Inc			\$17,391.22			5%	0.00%
			SK Quality Contractor, Inc			\$70,920.00			18%	0.00%
			Kesoki Painting LLC			\$11,500.00			3%	0.00%
			Delka Innovo Group			\$53,650.00			14%	0.00%
			C J Protection Inc			\$20,000.00			5%	0.00%
			Ameradrain Plumbing			\$42,000.00			11%	0.00%
			Thevenin Enterprises			\$14,060.00			4%	0.00%
			Thevenin Enterprises			\$19,850.00			5%	0.00%
P0256D	Fumigation Facility Relocation	MCM		10/1/18	\$ 1,096,716.52		\$ -		84%	0.00%
			AAP Construction Group Corp			\$290,150.00			26%	0.00%
			AAP Construction Group Corp			\$80,200.00			7%	0.00%
			AAP Construction Group Corp			\$17,095.00			2%	0.00%
			AAP Construction Group Corp			\$221,338.00			20%	0.00%
			Kesoki Painting LLC			\$3,490.00			0%	0.00%
			Ameradrain Plumbing			\$153,000.00			14%	0.00%
			PYD Electric Corp			\$156,960.00			14%	0.00%
	Subtotal (SBE/Construction Trade Set-Aside)				\$ 50,545,152.63	\$ 35,132,722.37	\$ 43,795,511.60	\$ 29,129,174.26	70%	

MCC-8-10 Projects Without Contract Measures

K069A	MIA-Hotel 8th Floor Pool Demolition	DPC		12/12/12	\$ 5,713,132.12	\$ 5,209,960.00	\$ 5,713,132.12	\$ 5,029,960.00	0%	100.00%
	No Measures - Emergency Job									
	MIA-Terminal Operations Supervisors Office	MCM		10/4/12	\$ 3,933.86	\$ -	\$ 3,933.86		0%	100.00%
	Pre-Construction Fees only - Project Cancelled									
730A6	MIA-NTD BHS Phase 3 Mechanical Electrical	Jordim Intl		4/23/13	\$ 4,769,054.46	\$ 4,411,750.00	\$ 4,769,054.46	\$ 4,376,736.00	0%	100.00%
	No Measures - Emergency Job									
	MIA-Quick Response Project Order	MCM			\$ 1,098,100.93		\$ 1,098,100.93		39%	100.00%
	Budget = \$2,200,000.00		Titan Construction Group			\$ 38,616.05		\$ 38,616.05	4%	100.00%
	Emergency Work without Contract Measures		Ruben Electric Tech., Inc.			\$ 78,509.72		\$ 78,509.72	7%	100.00%
			Archon Management			\$ 24,398.22		\$ 24,398.22	2%	100.00%

Project #	Project Name	Prime		Start Date	Contract Award	CSBE Award	Amount Paid to GC	Amount Paid to CSBE	CSBE Part.	% Complete
			New Beach Partners			\$ 53,351.00		\$ 53,351.00	5%	100.00%
			Onabuc			\$ 15,331.42		\$ 15,331.42	1%	100.00%
			Paradise Awnings			\$ 112,403.50		\$ 112,403.50	10%	100.00%
			Sunshine State Air Condition			\$ 59,000.00		\$ 59,000.00	5%	100.00%
			Supreme Ceilings & Interiors			\$ 2,872.00		\$ 2,872.00	0%	100.00%
			Residential Kitchen Design, Inc.			\$ 40,100.00		\$ 40,100.00	4%	100.00%
T044A	OPF - Bldg. 40 & 41 Repairs/Renovations	MCM			\$ 307,490.11		\$ 307,490.11		92%	100.00%
	No Measures - Emergency Job		A-1 All Florida Painting, Inc.			\$ 78,125.00		\$ 78,125.00	25%	100.00%
			Hernandez Metal Fabricators			\$ 205,368.00		\$ 205,368.00	67%	100.00%
P049A	MIA-Elevator Sump Pump @ Cc "E" Lobby	MCM			\$ 142,129.67		\$ 142,129.67	\$ 42,043.99	89%	100.00%
	No Measures - Emergency Job		Richlin Plumbing, Inc.			\$ 118,634.00		\$ 118,634.00	83%	100.00%
			Thevenin Enterprises, Inc.			\$ 8,470.00		\$ 8,470.00	6%	100.00%
781-016	MIA-NTD BHS Parts Storage Ramp Level MEP	MCM			\$ 567,754.58		\$ 567,754.58		92%	100.00%
	No Measures - Emergency Job		Coakley Mechanical Inc.			\$ 109,928.00		\$ 109,927.50	19%	100.00%
			Thevenin Enterprises, Inc.			\$ 89,145.70		\$ 88,895.50	16%	99.72%
			C. L. Elias Construction			\$ 121,838.92		\$ 121,838.92	21%	100.00%
			Fleites Construction			\$ 111,426.00		\$ 11,426.00	20%	10.25%
			Hernandez Metal Fabricators			\$ 77,500.00		\$ 77,500.00	14%	100.00%
			Century Fire			\$ 10,857.00		\$ 10,856.94	2%	100.00%
T072A-2	MIA Lower Conc. E Checkpoint Interior	MCM			\$ 153,938.99		\$ 153,938.99		83%	100.00%
	No Measures - Emergency Job		Senaia International			\$ 127,550.00		\$ 127,550.00	83%	
V040A-4	MIA-Satellite E Pavement Rehab- Fueling Pkg.4	Cherokee		12/28/15	\$ 14,892,341.52		\$ 13,434,049.06		0%	90.21%
	No Available SBE/Const. Firm		Cherokee Enterprises, Inc.			\$ 13,615,267.09		\$ 12,439,229.86	0%	91.36%
W-001-A	MIA Overhead Utility Bridge #36 -Emerg. Work			3/11/16	\$ 4,064,048.73		\$ 2,967,289.63		85%	73.01%
			Weathertrol			\$ 546,094.00		\$ 546,094.00	13%	100.00%
			Jador International			\$ 2,719,446.23		\$ 1,528,766.63	67%	56.22%
			Fleites Construction			\$ 408,380.22		\$ 408,380.22	10%	100.00%
	Subtotal (No Measures)				\$ 31,711,924.97	.	\$ 29,156,873.41	\$ -	0%	

PROJECTS WITH SBE/CONSTRUCTION GOALS

Project #	Project Name	Prime	SBE/Const. Subcontractor	Start Date	Contract Award	SBE/Const.	Amount Paid to GC	Amount Paid to All Subs	SBE/C Part.	% Complete
V040A-3	MIA-Sat.E Pavement Rehab-Pkg.3 Asphalt	MCM		12/28/15	\$ 1,167,666.27		\$ 887,924.46		6%	76.04%
	SBE/CONSTRUCTION GOAL (6%)		General Asphalt - Prime		\$ 1,016,955.55			\$ 818,332.79		
		SBE Firm	Quality Construction Performance			\$ 58,757.94			6%	
V040A-2	MIA-Sat.E Pavement Rehab-Pkg. 2 Concrete	MCM			\$ 3,879,068.34		\$ 3,006,246.38		15%	77.50%
	SBE/CONSTRUCTION GOAL (15%)		Cherokee Enterprises - Prime		\$ 3,176,549.65			\$ 2,515,618.94		
		SBE Firm	A&M Brothers Concrete & Drainage			\$ 617,075.00			15%	

Project #	Project Name	Prime		Start Date	Contract Award	CSBE Award	Amount Paid to GC	Amount Paid to CSBE	CSBE Part.	% Complete
	TOTAL SBE/Construction PARTICIPATION				\$ 5,046,734.61				6%	

	TOTAL SBE/CONSTRUCTION PARTICIPATION				\$ 87,303,812.21	\$ 35,191,480.31			40%	
--	--------------------------------------	--	--	--	------------------	------------------	--	--	-----	--

PROJECTS WITH DBE GOALS

Project #	Project Name	Prime	DBE Subcontractor	Start Date	Contract Award	DBE Award	Amount Paid to GC	Amount Paid to All Subs	DBE Part.	% Complete
P046A	MIA-Central Chiller Plant Refurb. & Modif.	MCM		12/28/12	\$ 9,950,599.06		\$ 9,950,599.06	\$ 8,903,894.29	24%	100.00%
	DBE Goal (15%)		Multiple DBE Subcontractors			\$ 2,367,357.75		\$ 2,367,357.75	24%	100.00%
	TOTAL DBE PARTICIPATION				\$ 9,950,599.06	\$ 2,367,357.75			24%	

**JOC Status Report
(as of 11/30/2018)**

Construction Type	Contract #	Company	Projects Assigned	Pending Job Orders	Pending Total	Approved Job Orders	PO Total	PO + Pending Total	PO/SBE-C %	Total Savings
Open Market	JOC-11-6060-JE/GC-01	Allied Contractors	1	0	\$ -	3	\$ 1,426,847.66	\$ 1,426,847.66	95.43%	\$ 68,811.90
Open Market	JOC-13-11538-JE/GC-01 (G)	BDI Construction	18	0	\$ -	45	\$ 3,487,263.36	\$ 3,487,263.36	36.57%	\$ 331,939.56
Open Market	JOC-13-11538-JE/GC-01 (C)	F.H. Paschen	13	1	\$ 8,335.03	24	\$ 1,689,200.10	\$ 1,697,535.13	35.70%	\$ 98,477.55
Open Market	JOC-13-11538-JE/GC-01 (B)	Harbour Construction	16	3	\$ 300,000.00	24	\$ 4,843,399.30	\$ 5,143,399.30	87.60%	\$ 558,316.93
Open Market	JOC-13-11538-JE/GC-01 (F)	Hitt Contracting	1	0	\$ -	1	\$ 297,815.72	\$ 297,815.72	18.33%	\$ -
Open Market	JOC-13-11538-JE/GC-01 (H)	Johnson-Laux Construction	8	0	\$ -	16	\$ 3,489,356.23	\$ 3,489,356.23	25.23%	\$ 219,116.16
Open Market	JOC-13-11538-JE/GC-01 (A)	LEE Construction Group	10	0	\$ -	25	\$ 5,180,746.33	\$ 5,180,746.33	83.48%	\$ 48,236.99
SBE-C Level 1 Set-Aside	JOC-13-11538-JE/GC-03	LEE Construction Group	2	0	\$ -	3	\$ 109,662.54	\$ 109,662.54	100.00%	\$ 1,494.70
Open Market	JOC-13-11538-JE/GC-01 (D)	LEGO Construction Co	12	1	\$ 100,000.00	34	\$ 6,069,785.05	\$ 6,169,785.05	80.65%	\$ 276,765.83
SBE-C Level 2 Set-Aside	JOC-13-11538-JE/GC-04	RC Construction	17	0	\$ -	34	\$ 3,786,483.20	\$ 3,786,483.20	98.82%	\$ 450,976.52
Open Market	JOC-13-11538-JE/GC-01 (E)	Thornton Construction	3	0	\$ -	7	\$ 253,477.92	\$ 253,477.92	12.62%	\$ 3,008.35
Electrical Construction										
Open Market	JOC-13-11538-JE/EC-06	Solares Electrical	20	3	\$ 211,127.59	18	\$ 984,460.16	\$ 1,195,587.75	41.05%	\$ 20,818.40
Mechanical Construction										
Open Market	JOC-13-11538-JE/MC-09 (A)	Comfort Tech	13	3	\$ 400,000.00	13	\$ 2,437,428.02	\$ 2,837,428.02	59.13%	\$ 91,133.83
SBE-C Level 2 Set-Aside	JOC-13-11538-JE/MC-11 (A)	Comfort Tech	7	0	\$ -	7	\$ 205,715.87	\$ 205,715.87	100.00%	\$ 39,608.30
Open Market	JOC-13-11538-JE/MC-09 (B)	C.T. Mechanical	1	0	\$ -	1	\$ 22,799.91	\$ 22,799.91	0.00%	\$ -
SBE-C Level 2 Set-Aside	JOC-13-11538-JE/MC-11 (B)	Premier Air Conditioning	0	0	\$ -	0	\$ -	\$ -	0.00%	\$ -
Roofing Construction										
Open Market	JOC-13-11538-JE/RC-12	Atlas Apex Roofing	2	1	\$ -	4	\$ 332,996.93	\$ 332,996.93	0.00%	\$ 39,692.37
SBE-C Level 2 Set-Aside	JOC-13-11538-JE/RC-13	Florida Roofing Solutions Inc.	2	0	\$ -	3	\$ 816,006.15	\$ 816,006.15	100.00%	\$ -
Total			146	12	\$ 1,019,462.62	262	\$ 35,433,444.45	\$ 36,452,907.07		\$ 2,248,397.39

Construction Type	Projects Assigned	Pending Job Orders	Pending Total	Approved Job Orders	PO Total	Total Savings		SBE Participation	Total Awarded	Overall %
General Construction	101	5	\$ 408,335.03	216	\$ 30,634,037.41	\$ 2,057,144.49		JOC Contract Total	\$ 25,213,356.36	71.26%
Electrical Construction	20	3	\$ 211,127.59	18	\$ 984,460.16	\$ 20,818.40		Year 1	\$ 10,570,105.67	73.02%
Mechanical Construction	21	3	\$ 400,000.00	21	\$ 2,665,943.80	\$ 130,742.13		Year 2	\$ 8,598,946.96	83.71%
Roofing Construction	4	1	\$ -	7	\$ 1,149,003.08	\$ 39,692.37		Year 3	\$ 6,044,303.73	56.57%
JOC Contract Total	146	12	\$ 1,019,462.62	262	\$ 35,433,444.45	\$ 2,248,397.39	5.97%	Contract Purchase Authority		
Total Awarded Year 1	71			101	\$ 14,475,391.93	\$ 1,086,248.40		Year 1	PHT 09/14-056	\$ 30,000,000.00
Total Awarded Year 2	36			90	\$ 10,272,814.49	\$ 803,619.08		OTR1	PHT 10/15-083	\$ 20,000,000.00
Total Awarded Year 3	39			71	\$ 10,685,238.03	\$ 358,529.91		OTR2	PHT 12/16-069	\$ 20,000,000.00
			Year 3 Remaining (\$70m)		\$ 34,566,555.55					
			Year 3 Remaining (\$70m) + Pending		\$ 33,547,092.93					

Firm Name	Gender	Ethnicity	NON-SBE	DBE	SBE/AE	SBE/C	SBE/GS	Micro	Total Awarded
1st Fence USA, Inc.			X						\$ 34,514.70
3-Form			X						\$ 3,159.57
A Beautiful Ceiling			X						\$ 800.00
A & O Plumbing	M	HISPANIC				X	X		\$ 142,796.00
A Affordable Carpet & Maintenance, Inc.									\$ 30,047.23
A Ultimate Fabrication & Welding			X						\$ 3,965.73
A-1 Property Services Group	F	HISPANIC				X	X		\$ 3,800.00
AAA Automatic Door Repair	M/F	H/C				X	X	X	\$ 53,502.44
ABC Concrete Cutting, Inc.			X						\$ 44,007.50
Ace Flooring			X						\$ 57,722.76
Acousti Engineering Company of Florida	M	CAUCASIAN	X						\$ 129,917.00
AGC Electric, Inc.	M	HISPANIC	X						\$ 130,000.00
Air Proserv	M	CAUCASIAN							\$ 677.94
Air Proserv	M	CAUCASIAN	X						\$ 11,916.51
Airmax			X						\$ 159,320.00
AI Hill Plumbing Corp.	M	African-American				X	X	X	\$ 133,996.12
All Points Design Corp.	F	HISPANIC		X		X	X	X	\$ 333,336.46
All Specialties Sales	F	CAUCASIAN	X						\$ 59,010.00
Amaro's Rigging & Moving	M	HISPANIC	X						\$ 4,000.00
American Impact Windows and Doors			X						\$ 13,500.00
Ameriglass Engineering, Inc.	M	HISPANIC					X		\$ 8,000.00
Amion Enterprises International Corp.	M	HISPANIC		X			X	X	\$ 156,314.23
Apex Air Conditioning Contractors			X						\$ 16,200.00
Arazoza Brothers Corp.	M	HISPANIC	X						\$ 19,545.00
Arfran, Inc.	F	HISPANIC	X						\$ 27,500.00
ASE Telecom	F	HISPANIC	X						\$ 99,498.11
Assa Abloy Entrance Systems	SH	SHAREHOLDER	X						\$ 2,066.00
Astro Painting, Corp.	M	HISPANIC				X	X	X	\$ 69,955.78
Atlantic Awnings, Inc.		HISPANIC	X						\$ 21,500.00
Atlantic Doors & Hardware			X						\$ 37,604.00
Atlas Carpet & Tile	M	HISPANIC	X						\$ 67,125.13
Baja Millworks, Inc.	F	HISPANIC		X		X	X		\$ 71,786.92
Basulto & Associates, Inc.			X						\$ 7,200.00
Bay Carpets, Inc.			X						\$ 6,625.23
Bergolla, Inc.	M	HISPANIC	X						\$ 39,000.00
Bionic Plumbing Corp.	M/F	CAUCASIAN	X						\$ 201,907.20
Brophy & Assoc.									\$ 16,200.00
Brunsteel Corp.	M	HISPANIC	X						\$ 4,000.00
Builders Specialties, Inc.			X						\$ 596.00
C & S Paint and Wallpaper, Inc.	M	HISPANIC	X						\$ 1,123.00
Cardel Fire Protection			X						\$ 24,382.00
Carpetech, Inc.	M	CAUCASIAN	X						\$ 2,258.76
CC Doors Corp., Inc.	M	CAUCASIAN	X						\$ 18,118.00
Centerline Plumbing, Inc.	M	CAUCASIAN				X			\$ 540,127.56
Central Fire Sprinkler System, Inc.	M	HISPANIC				X	X	X	\$ 46,400.00
Century Fire, Inc.	M	HISPANIC				X			\$ 24,000.00
CFT Technologies			X						\$ 4,600.00
CJ Fire Protection, Inc.	M	African-American				X	X	X	\$ 24,585.00
Coastal Demolition Contractors, Inc.							X		\$ 50,100.00
Comfort Tech Air Conditioning, Inc.	F	HISPANIC	X						\$ 383,729.26
Comfort Tech Air Conditioning, Inc.	F	HISPANIC		X		X	X		\$ 2,165,143.75
Commercial Interior Contractors, Corp.	F	HISPANIC				X	X		\$ 256,634.43
Concrete by M&J			X						\$ 9,123.40
Cool-Breeze Air Conditioning	M	HISPANIC	X						\$ 8,195.57
Crystal Clear Glass, Inc.			X						\$ 35,900.00
CT Mechanical Co.	M	HISPANIC	X						\$ 57,000.00
Cube Care Co.	F	HISPANIC		X			X	X	\$ 21,216.44
Custom Concepts Miami, Inc.			X						\$ 133,750.00
Cutting Edge Sales & Installation, Inc.	F	HISPANIC				X	X	X	\$ 192,123.10

Vendor Classification				
	Totals	Count	%	
Male	\$	8,551,372.23	76	44.71%
Female	\$	4,968,881.79	26	15.29%
N/A or Other	\$	2,059,372.25	68	40.00%
Total	\$	15,579,626.27	170	100.00%
African-American	\$	281,971.65	7	4.12%
Caucasian	\$	2,228,608.49	29	17.06%
Hispanic	\$	11,268,836.08	69	40.59%
N/A or Other	\$	1,800,210.05	65	38.24%
Total	\$	15,579,626.27	170	100.00%
NON-SBE	\$	5,413,899.10	108	63.53%
SBE	\$	10,165,727.17	62	36.47%
Total	\$	15,579,626.27	170	100.00%
	Totals	Count	%	
Male SBE	\$	6,095,278.90	37	59.68%
Female SBE	\$	3,644,780.22	15	24.19%
N/A SBE	\$	425,668.05	10	16.13%
Total	\$	10,165,727.17	62	100.00%
African-American SBE	\$	191,467.45	6	9.68%
Caucasian SBE	\$	694,664.81	6	9.68%
Hispanic SBE	\$	8,853,926.86	40	64.52%
N/A SBE	\$	425,668.05	10	16.13%
Total	\$	10,165,727.17	62	100.00%
DBE	\$	4,976,408.15	16	
SBE/AE	\$	3,800.00	1	
SBE/C	\$	9,472,127.82	45	
SBE/GS	\$	7,460,882.55	41	
Micro	\$	4,685,414.55	32	

Firm Name	Gender	Ethnicity	NON-SBE	DBE	SBE/AE	SBE/C	SBE/GS	Micro	Total Awarded
CV Ocean Plumbing, Inc.	M	HISPANIC				X	X	X	\$ (44,313.46)
Cynamon Bro's	M/F	HISPANIC	X						\$ 35,755.00
Dade Electric Service, Inc.	M	CAUCASIAN				X	X		\$ 4,000.00
Delta Construction Group			X						\$ 50,400.00
Dixie Clamp and Scaffold, Inc.	M	CAUCASIAN	X						\$ 1,143.00
Drywall and Framing Investment Group, Inc.	M	HISPANIC	X						\$ 213,140.00
Durabond Company	M	CAUCASIAN	X						\$ 10,400.00
ECCS Florida, LLC	M	HISPANIC		X		X	X	X	\$ 229,999.99
Eddy's Plumbing Services, Inc.	M	CAUCASIAN					X	X	\$ 79,500.00
EE&G Environmental Services, LLC	M	CAUCASIAN	X						\$ 7,500.00
Environmental Graphics	M	CAUCASIAN	X						\$ 9,105.60
F & L Fire and Electrical System, Inc.	M	HISPANIC				X	X	X	\$ 214,336.00
Firematic Sprinklers, Inc.			X						\$ 7,700.00
Florida Power Quality Solutions, Inc.	M	HISPANIC				X	X	X	\$ 507,274.12
Florida Roofing Solutions Inc.	M	HISPANIC		X		X	X		\$ 14,825.21
Florida Sol Systems, Inc.	F	HISPANIC	X						\$ 2,500.00
Franklin Flooring	M	African-American							\$ 22,624.33
Franklin Flooring	M	African-American	X						\$ 90,504.20
G & R Electric									\$ 30,248.65
GAMMA Air System, Inc.	M	HISPANIC				X	X	X	\$ 691,225.00
Generation Electrical Services, Corp.	M	HISPANIC				X	X	X	\$ 3,444.00
Glenco Industries			X						\$ 44,011.00
Gomez & Son Fence Corp.	F	HISPANIC				X			\$ 24,379.00
Gomez Insulation									\$ 18,891.30
Gulfstream Petroleum Services, Inc.	M	CAUCASIAN	X						\$ 3,997.18
Haber & Sons Plumbing, Inc.	M	HISPANIC				X	X	X	\$ 354,983.97
High Power Electric, LLC	M	HISPANIC				X	X	X	\$ 630,316.33
High Tech Access Corp.			X						\$ 7,413.98
Horizon Fire Sprinklers			X						\$ 16,800.00
I.H.M. Plumbing Services	F	HISPANIC	X						\$ 21,979.66
Ideacom	M	CAUCASIAN	X						\$ 41,655.90
Institutional Products, Inc.	M	HISPANIC	X						\$ 238,028.00
Integ			X						\$ 128,568.25
J & C Drywall	M	HISPANIC	X						\$ 11,156.00
J.P. Moran, Inc.	F	CAUCASIAN				X			\$ 23,000.00
JAMPRO Demolition, Inc.									\$ 487.03
JFB Acoustics			X						\$ 49,678.00
JJAS Door Installations, Inc.	F	HISPANIC		X		X	X	X	\$ 144,193.77
Kelly Glass			X						\$ 6,222.76
Kesoki Painting, LLC	F	HISPANIC		X		X	X	X	\$ 259,615.04
KMI International, Inc.	M	CAUCASIAN	X						\$ 93,688.00
Lemus Irrigation, Inc.			X						\$ 13,500.00
M & J Elevator Interiors, Inc.	M	HISPANIC	X						\$ 3,800.00
MADY & Associates	M	HISPANIC			X		X	X	\$ 20,850.00
Mar's Contractors, Inc.	F	African-American		X		X	X	X	\$ 3,272.00
Mapache Enterprises, Inc.			X						\$ 6,410.00
Mardale Specialties Direct, Inc.			X						\$ 3,361.00
Mardan Fabrication, Inc.	M	CAUCASIAN	X						\$ 32,453.00
MB Acoustic Ceiling, Inc.			X						\$ 6,236.80
MCCS Services			X						\$ 30,000.00
MEDCON Construction Services, LLC	F	CAUCASIAN				X		X	\$ 47,359.31
Miguel Lopez Jr. Inc.	M	HISPANIC				X			\$ 137,012.75
Moreno Construction, Inc.	M	HISPANIC	X						\$ 75,000.00
Nabuc Plumbing Corp.	M	HISPANIC	X						\$ 37,300.00
Nabuc Plumbing Corp.	M	HISPANIC							\$ 12,250.80
National Fire Protection	M	HISPANIC	X						\$ 7,300.00
NyCom, Inc.	M	CAUCASIAN	X						\$ 8,200.00
O'Neill Brothers Flooring, Inc.			X						\$ 2,000.00
People's Plumbing & Mechanical, Inc.	F	HISPANIC				X	X	X	\$ 96,900.00

[illegible]



OHL

Arellano

OHL Arellano Construction Co.

Project A – Jackson North Medical Center
Monday December 10th 2018 (1:00 – 3:00 PM)
CM SBE-C Advisory Board Presentation





OHL
Arellano



Project A – Jackson North Medical Center

Monday December 10th 2018

CM SBE-C Advisory Board Presentation



Our Approach To Maximize C-SBE Participation at JNMC

1. SBE Outreach events
2. Encourage non C-SBEs to become certified
3. Lower tier participation from C-SBEs & non C-SBEs



OHL
Arellano



Project A – Jackson North Medical Center

Monday December 10th 2018

CM SBE-C Advisory Board Presentation



1. Overall Contract Scope of Work:

- a) GMP001.00 – CT Scan UPS
- b) GMP002.00 – Temporary Parking Lot
- c) GMP003.00 – Package 01
 - 1st – 6th Floor Cosmetic Upgrade
 - 1st Floor Lobby Renovation
 - 2nd Floor LDR Renovation
 - 3rd & 4th Floors Cosmetic Renovation
 - 5th Floor Repainting
 - 6th Floor (Partial) Cosmetic Renovation
 - Domestic Water Riser
 - Re-Roofing Alteration
- d) GMP004.00 – Package 02
 - 7th Floor Medical/Surgical
 - Chiller Replacement
 - Interventional Radiology Room
 - Physical Therapy
- e) GMP005.00 – Package 03
 - Oxygen Tank Farm Enclosure
- a) GMP006.00 – Package 04 (4a & 4b)
 - Emergency Department
 - Surgical Suite Renovation
 - Body Hold
 - Permanent Parking lot
 - External Finish Upgrades



OHL
Arellano



Project A – Jackson North Medical Center

Monday December 10th 2018

CM SBE-C Advisory Board Presentation



1. Applicable Contract Goals:

- a) Small Business Enterprise – Construction: 32.77%
- b) Small Business Enterprise – Goods & Services: 0.25%
- c) Small Business Enterprise – Protégé/Mentorship: 6.31%

2. Achieved Contract Goals (To Date):

- a) Small Business Enterprise – **Construction: 25%** (Including GMP 001 – GMP 005)
- b) Small Business Enterprise – Goods & Services: **3.14%**
- c) Small Business Enterprise – Protégé/Mentorship: **15%**

Project A – Jackson North Medical Center



1st Floor: Lobby



1st Floor Lobby Ribbon
Ceremony



6th Floor: Patient Rooms

Supporting Our Miami Dade County Local Businesses...

- JNMC Temp. Parking Lot Project (GMP Package #1) = **\$154,230** awarded to C-SBE which is **70%** of the total cost of the job.
- JNMC 1st – 6th Floor Cosmetic Upgrade (GMP Package #2) = **\$3.5 Million** awarded to **7** different CSBEs.
- JNMC Oxygen Tank Farm Relocation (GMP Package #3) = **\$334,632** awarded to CSBEs which is **50%** of the total cost of the job.
- JNMC Emergency Department Renovation (GMP Package #4) will become available to bid in the summer of 2018. The total cost of this project is \$15 Million dollars.
- **\$5.7 Million** has been awarded to C-SBEs thus far for the Jackson North Medical Center project





OHL
Arellano



Project A – Jackson North Medical Center

Monday December 10th 2018

CM SBE-C Advisory Board Presentation



1. Information to date:

- a) Total # of GMPs awarded by Jackson:
 - GMP001.00 – Issued & Dated 04/26/2017 - \$361,323.35
 - GMP002.00 – Issued & Dated 03/03/2017 - \$301,318.39
 - GMP003.00 – Issued & Dated 01/18/2018 - \$26,754,970.00
 - GMP004.00 – Issued & Dated 02/20/2018 - \$10,640,340.00
 - GMP005.00 – Issued & Dated 02/20/2018 - \$732,548.34
 - GMP006.00 – In final stages of awarding.
- b) Total \$ value of all awarded GMPs: \$38,790,500.10
- c) Total \$ value of payment received by Jackson: **[Grand Total: \$8,850,690.45]**
 - GMP001.00 – \$148,666.04
 - GMP002.00 – \$293,785.43
 - GMP003.00 – \$5,548,806.06
 - GMP004.00 – \$2,856,662.32
 - GMP005.00 – \$2,770.60
- d) Total # of SBEs contracted to date (for all GMPs):
 - GMP001.00 – 0
 - GMP002.00 – 1
 - GMP003.00 – 8
 - GMP004.00 – 9
 - GMP005.00 – 4
- e) Total \$ value contracted to SBEs to date (for all GMPs)
 - GMP002.00 – \$154,230.00
 - GMP003.00 – \$3,468,748.00
 - GMP004.00 – \$1,746,304.00
 - GMP005.00 – \$313,070.00 ** *(Additional SBEs to be contracted)*
- f) Total \$ value paid to SBEs to date (for all GMPs)
 - GMP002.00 – \$156,478.50
 - GMP003.00 – \$454,492.39
 - GMP004.00 – \$699,347.03



OHL
Arellano



Project A – Jackson North Medical Center

Monday December 10th 2018

CM SBE-C Advisory Board Presentation



1. Certified SBE-Construction & SBE-Goods & Services Subcontracts Awarded to date:

- **GMP002.00 – Temporary Parking Lot**
 - Solution Construction (Site Work)(Hispanic Owned)- \$154,230.00
- **GMP003.00 – Package 01**
 - Solution Construction (Site Work)(Hispanic Owned)- \$76,750.00
 - Gomez & Son Fence (Permanent Fencing)(Hispanic/Women Owned)- \$19,274.00
 - Salomon Roofing (Re-roofing)(White Owned) - \$890,267.00
 - Imperial Flooring (Resilient/Carpet Flooring & Ceramic Tile)(Hispanic Owned) - \$992,198.00
 - Gomez Quality Insulation, Inc c/o Comfort Tech Air Conditioning (HVAC Mechanical Insulation)(Hispanic Owned) - \$44,000.00
 - Mars Contractors (Plumbing)(African American/Women Owned) - \$1,356,759.00
 - CJ Fire Protection (Fire Sprinkler System)(African American Owned) - \$89,500.00
 - Mark Products USA (Casework) (White Owned) **(Goods & Services)** - \$399,900.00
- **GMP004.00 – Package 02**
 - SCR Mechanical (Tier 2) (Misc. Steel/Metals)(White Owned) - \$171,429.00
 - Office Furniture by Tempo (Casework)(Hispanic Owned) - \$301,745.00
 - Electrical Alliance (Tier 2) (Electrical) (Hispanic Owned) - \$357,924.77
 - Gomez Quality Insulation (Tier 2) (HVAC) (Hispanic Owned) - \$168,620
 - Salomon Roofing (Re-Roofing)(White Owned) - \$39,389.00
 - Franklin Flooring (Ceramic Tile)(African American Owned) - \$134,146.00
 - Al Hill Plumbing (Plumbing)(African American/Women Owned) - \$1,160,600.00
 - CJ Fire Protection (Fire Sprinkler System)(African American Owned) - \$72,290.00
 - Cube Care (Cubicle Curtains/Tracks)(White Owned) **(Goods & Services)** - \$4,303.00
- **GMP005.00 – Package 03**
 - Al Hill Plumbing (Plumbing)(African American/Women Owned) - \$173,040.00
 - Solution Construction (Site Work)(Hispanic Owned) - \$119,050.00
 - W&R Construction Group (Painting & Stucco)(Hispanic Owned) - \$20,000
 - Gomez & Son Fence (Permanent Fencing)(Hispanic/Women Owned) - \$980.00



OHL
Arellano



Project A – Jackson North Medical Center

Monday December 10th 2018

CM SBE-C Advisory Board Presentation



❖ GMP Package 4 SBE Projections

- Once RMC (Real Masters Corp) becomes certified as a C-SBE, we will reach 29%.
- We are in the final stages of awarding contracts for GMP Package 4.



OHL
Arellano



Project A – Jackson North Medical Center

Monday December 10th 2018

CM SBE-C Advisory Board Presentation



JNMC ED - NURSE STATION AT PEDS



JNMC COSMETIC UPGRADE
PATIENT ROOM HEADWALL

Jackson Modernization Project D

CM SBE-C Advisory Board Update **December 2018**

Your Project Diversity Team



Andrew Smith, Sr. Project Manager

904.591.9840 andrew.smith@skanska.com

Reneé Jones, Sr. Regional Diversity Director

919.524.5169 renee.jones@skanska.com

Frankie Rosso, Diversity and Outreach Coordinator

954.498.8265 franchezka.rosso@skanska.com





Overall Contract Scope of Work

Interior renovation
and modernization to
various hospital user
groups ranging from
administrative to hybrid
OR's

Contract Goals

Mentorship Goal

6.31%

SBE-C Goal

21.59%

SBE-G/S Goal

0.25%

Project Information to Date

Total dollar
value of all
awarded GMP's
\$45,190,206

Total dollar
value of Cost of
Work
\$31,924,091

Total dollar value
contracted to SBE's
to date (all GMP's)
\$10,571,102

Total dollar value of
payment received
by Jackson
\$18,342,351

Total
number of
GMP's
13

Total number of
SBE's contracted
to date (all GMP's)
20

Total percentage contracted all SBE's to date **33.11%**

(Total dollar value contracted to SBE's divided by total dollar value cost of work equals SBE percentage)

****An additional 3 Pre-con contract awards have been issued**

SBE Breakout to Date

Total amount
contracted
SBE-C

\$8,084,084

Total percentage
contracted
SBE-C's

25.32%

Total dollars
paid-to-date
SBE-C's

\$4,228,357

Total percentage
paid-to-date
SBE-C's

13.25%

Total amount
contracted SBE-
G/S

\$2,486,885

Total percentage
contracted
SBE-G/S's

7.79%

Total dollars
paid to
SBE-G/S's

\$1,111,113

Total percentage
paid-to-date
SBE-G/S's

3.48%

Total amount
contracted
Mentor Protégé

\$674,398

Total percentage
contracted to
Mentor Protégé

5.94%

Total dollars
paid to Mentor
Protégé

\$633,566

Total percentage
paid-to-date
Mentor Protégé

5.58%

SBE-Construction Breakdown

Firm	Project	Original Contract Amount w/ Change Orders	Amount Paid to Date	Projections
Brophy Associates	D-3A	\$ 50,000	\$ 22,500	\$ 50,000
Comfort Tech Air Conditioning	D-3A	\$ 551,941	\$ 471,407	\$ 551,941
Gomez Quality Insulation	D-3A	\$ 44,624	\$ 37,431	\$ 44,624
Brophy Associates	D-6B	\$ 107,180	\$ 85,725	\$ 107,180
Comfort Tech Air Conditioning	D-6B	\$ 849,434	\$ 849,434	\$ 849,434
Gomez Quality Insulation	D-6B	\$ 50,002	\$ 48,661	\$ 50,002
Al Hill Enterprises	D-Hybrid	\$ 132,430	\$ 124,662	\$ 132,430
Comfort Tech	D-Hybrid	\$ 238,024	\$ 237,429	\$ 238,024
Solares Electrical Services Inc	D-Hybrid	\$ 721,527	\$ 721,527	\$ 721,527
Inclan	D- TELEMETRY	\$ 1,750	\$ 1,750	\$ 1,750
Brophy	D- TELEMETRY	\$ 9,050	\$ 8,200	\$ 9,050
Gomez	D- TELEMETRY	\$ 3,800	\$ 3,800	\$ 3,800
Solares Electrical Services Inc	D-MRI	\$ 322,049	\$ 305,947	\$ 322,049
Solution Construction	D-MRI	\$ 100,977	\$ 100,977	\$ 100,977
Easy Painting	D-NDHC	\$ 138,030	\$ 93,783	\$ 138,030
JJAS Door Installation	D-NDHC	\$ 70,903	\$ 61,374	\$ 70,903
Supreme Ceiling	D-NDHC	\$ 113,104	\$ 66,618	\$ 113,104
Solo Air Conditioning & Heating	D-Poison Control	\$ 116,957	\$ 116,957	\$ 116,957
Speedy Fire Connection	D-Poison Control	\$ 14,660	\$ 14,660	\$ 14,660
Solo Air Conditioning & Heating	D-PPE	\$ 206,944	\$ 197,689	\$ 206,944

Firm	Project	Original Contract Amount w/ Change Orders	Amount Paid to Date	Projections
Comfort Tech	D-PPW	\$ 219,808	\$ 177,877	\$ 219,808
Brophy Associates	D-PPW	\$ 31,900	\$ 28,710	\$ 31,900
Gomez Quality Insulation	D-PPW	\$ 11,100	\$ 6,689	\$ 11,100
Franklin Flooring	D-PPW	\$ 74,299	\$ 74,299	\$ 74,299
JJAS Door Installation	D-PPW	\$ 49,008	\$ 49,008	\$ 49,008
Massu Infrastructure Coatings	D-PPW	\$ 17,566	\$ 17,566	\$ 17,566
Merrick	D- WW12	\$ 348,851	\$ 222,720	\$ 348,851
Inclan Painting	D- WW12	\$ 32,900	\$ -	\$ 32,900
Electric Serna	D- WW12	\$ 309,403	\$ 42,232	\$ 309,403
EM &G	D- WW12	\$ 18,532	\$ -	\$ 18,532
Merrick	D- C7	\$ 1,064,321	\$ 26,450	\$ 1,064,321
Inclan Painting	D- C7	\$ 88,080	\$	\$ 88,080
Gomez Quality Insulation	D- C7	\$ 45,000	\$	\$ 45,000
Brophy Associates	D- C7	\$ 97,550	\$	\$ 97,550
Mars Contractors	D- C7	\$ 1,458,327	\$	\$ 1,458,327
EM & G	D- C7	\$ 31,928	\$	\$ 31,928
Merrick	D-CSS	\$ 246,414	\$ 12,276	\$ 246,414
Supreme Ceilings	D-CSS	\$ 95,712	\$	\$ 95,712
SBE-C TOTALS		\$ 8,084,084	\$ 4,228,357	\$ 9,176,728

Total amount contracted SBE-C	Total percentage contracted SBE-C's	Total dollars paid-to-date SBE-C's	Total percentage paid-to-date SBE-C's
\$8,084,084	25.32%	\$4,228,357	13.25%

SBE-Good & Services Breakdown

Firm	Project	Original Contract Amount w/ Change Orders	Amount Paid to Date
Cube Care	D-3A	\$ 15,909	\$ 15,909
Paramount Electric	D-3A	\$ 950,805	\$ 667,333
Paramount Electric	D-6B	\$ 203,735	\$ 203,735
Cube Care	D-6B	\$ 6,350	\$ 6,032
Paramount Electric	D-RTC	\$ 123,613	\$ 123,613
Paramount Electric	D- C7	\$ 1,186,473	\$ 94,491
SBE-G/S Totals		\$ 2,486,885	\$ 1,111,113

Total amount contracted SBE- G/S	Total percentage contracted SBE-G/S's	Total dollars paid to SBE-G/S's	Total percentage paid-to-date SBE-G/S's
\$2,486,885	7.79%	\$1,111,113	3.48%

SBE-Mentor Protégé Breakdown

Firm	Project	Original Contract Amount w/ Change Orders	Amount Paid to Date
Sagoma	D-3A	\$ 51,128	\$ 51,128
	D-6B	\$ 57,621	\$ 57,621
	NDHC	\$ 400,000	\$ 359,168
	Pre-Con	\$ 165,649	\$ 165,649
SBE-G/S Totals		\$ 674,398	\$ 633,566

Total amount contracted Mentor Protégé \$674,398	Total percentage contracted to Mentor Protégé 5.94%	Total dollars paid to Mentor Protégé \$633,566	Total percentage paid-to-date Mentor Protégé 5.58%
--	---	--	--



Jackson Rehab Project F

Current Contract Scope

- Demolition and Enabling GMP
- Elevator for 9 story Rehab building GMP
- Structure and Dry GMP for 9 story Rehab building
- MEP GMP
- Interiors / Final GMP



Jackson Rehab Project F

Future Phased Scope

- Site work allowance bid



Jackson Rehab Project F

Project Goals

- **6.31% SBE – C G/C Mentorship Goal on CM Services**
 - Goal adjustment is being made to Project F contract
- **34.05% SBE-C Goal on Cost of Work**
- **.25% SBE G/S Goal on Cost of Work**



Jackson Rehab Project F

Construction Management Protégé

- Turner Volume GMP 1 – 5 ; \$17,678,129
- Total paid to Turner \$5,905,759 33%
- (1) SBE Protégé partner – Foster Construction of South Florida (No longer on the project)
- Total paid to SBE \$349,486 7.84% (@ June 21)

Jackson Rehab Project F

Construction Direct work cost

- Total Volume GMP 1 – 5 \$106,666,898
- Paid to Turner to Date \$10,750,356 10.1%
- (24) SBE – C tier 1 and tier 2 subcontracts
- \$15,110,759 tier 1 and tier 2 subcontracts 14.2%
- \$4,330,000 Paid to SBE – C subcontractors 40.3%



Jackson Rehab Project F

SBE Contracts issued tier 1 and tier 2

- **Solution Construction**
- **IGWT Construction**
 - **MAM Mechanical**
 - **CJ Fire Sprinkler**
 - **Outlook Electric**
 - **Gomez and Son Fence**
- **George's Welding Service**
- **Southern Blossoms**
- **Z Roofing**



Jackson Rehab Project F

SBE Contracts issued tier 1 and tier 2

- **IGWT General Trades**
- **Allied Demolition**
- **JT Equipment**
- **Brophy and Associates**
- **Metal Design**
- **Air Logic**
- **Hi-Tech**
- **All – Quality Electrical**




Jackson Rehab Project F

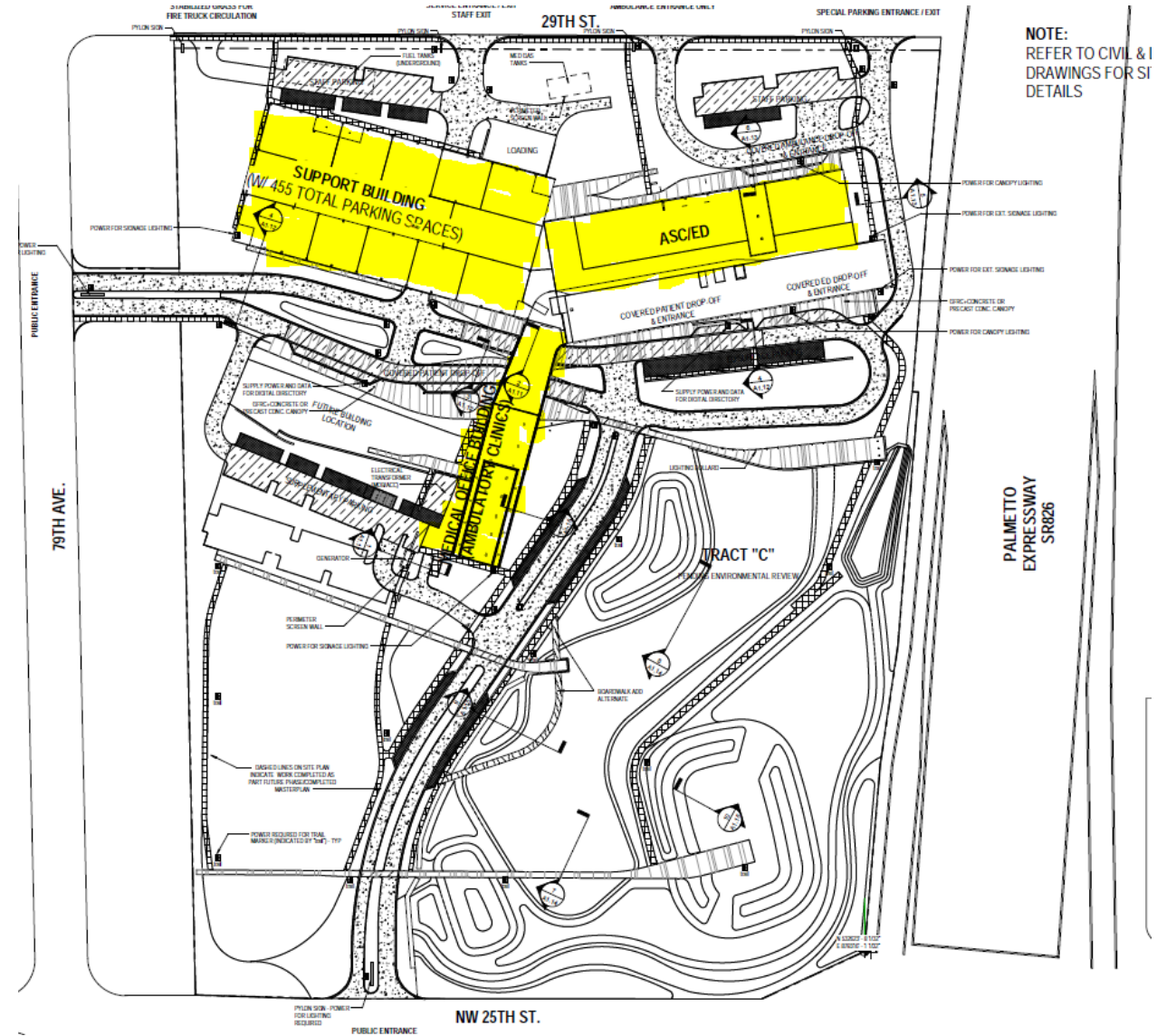
SBE Contracts issued tier 1 and tier 2

- **EM&G Fireproofing**
- **Miami Breakers**
- **Merrick Industrial Management Corp.**
- **Exclusive Surfaces**
- **Cube Care**
- **Amion Enterprises**
- **A-1 Florida Painting**

JACKSON WEST MEDICAL CENTER
SBE-C Advisory Board Meeting
December 10, 2018



- Support/ Parking Building
- ASC/ED Building
- Medical Office Building



General Overview

- **Jackson West Campus Project is new healthcare facility located in Doral, FL. The new facility will feature an Adult & Pediatric Emergency Rooms. Additionally it will also have Diagnostic Center and Outpatient Clinics.**
- **The Project CSBE Goals for the Project is:**
 - **34.05% SBE - C Subcontractor**
 - **6.31% SBE - C G/C Mentorship**
 - **.25% SBE – G/S Subcontractor**



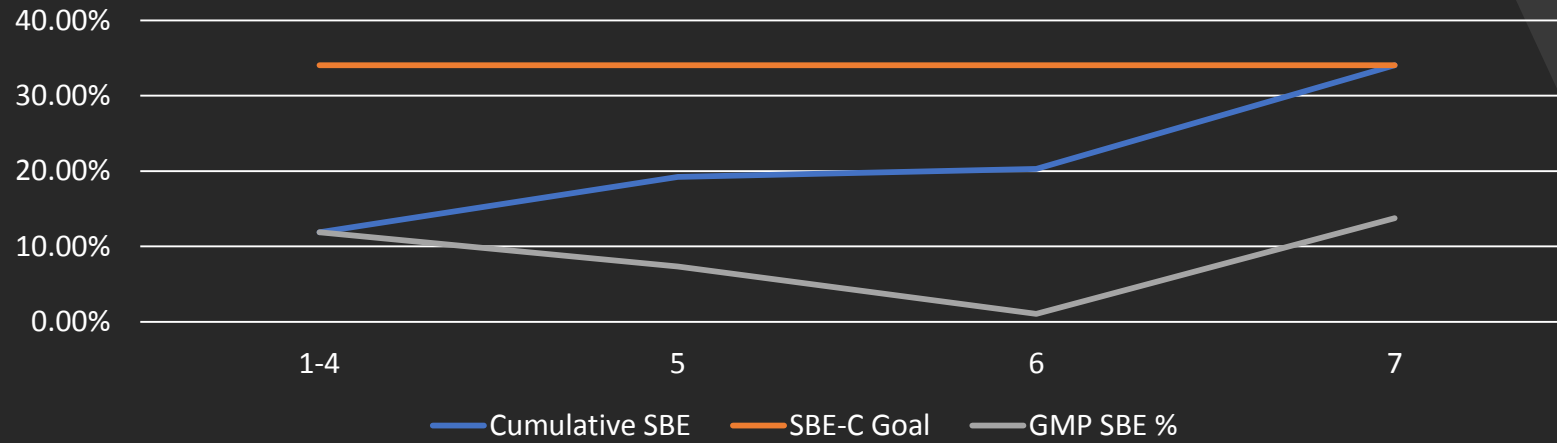
Current State SBE-C Contractor Information

- Total # of GMP's awarded to Date = 4
 - Total \$ Value of all awarded GMP's= **\$72,982,986.00**
- Total \$ Value of Payments Received from JHS as of 10/31/2018= **\$8,856,010.40**
 - Total # of SBE's Contracted to Date= 6
 - Total \$ value contracted to SBE's to Date= **\$ 17,243,083.00 (23.63%)**
 - Total \$ Value Paid to Date to SBE's to Date for All GMPs= **\$2,639,507.09**



Proposed Action Plan

SBE- C



GMP #	Est. COW \$ value	Estimated SBE \$	SBE % on total awarded
1 to 4	63,494,735	17,243,083	11.87%
5	44,887,124	10,701,281	7.37%
6	4,242,311	1,561,883	1.08%
7	32,655,145	19,975,888	13.75%
		Total Anticipated Goal	34.06%

For More Information

- Yates & Partners Contact Info
- Michael Posey, Estimator, Email: mposey@wgyates.com
- Howard Rice, Project Executive, Email: hrice@wgyates.com
- Richard Gomez, Vice President, Email : Richard@tgs.com
- Steve Lopez, Asst Project Manager, Email: steve@tgs.com
- Angel Pans, Asst Project Manager, Email: apans@lunaconcorp.com
- Nikhil Sreeram, Asst Project Manager, Email: nsreeram@legocc.com



Internal Services Department
Small Business Development (SBD)
Small Business Enterprise – Construction Report
Business Outreach and Education Section
October 2018 to November 2018

		Total for Period	YTD Total
Activity	Assistance Provided to Small Business Enterprise-Construction Program		
1	Certification Application Review/Assistance	54	210
2	Needs Assessment Meetings (NAMS)	8	82
3	Technical Assistance	258	1183
4	Payment Issues	10	33
4.1	Payment Issues Related Dollars	\$520,880	\$1,866,725
5	Prompt Payment Issues	0	0
5.1	Prompt Payment Issues Related Dollars	0	0
6	Contract Issues (Non-dollar related)	8	26
7	Contact with SBE-Construction Firms (emails highlighting contract opportunities)	377	17710

		Total for Period	YTD Total
Activity	Training, Education and Outreach Activities		
1	Small Business Development (sponsored) Workshops and Forums	1	9
1.1	Number of Attendants	10	249
2	Partnership Workshops & Forums	6	26
2.1	Number of Firms (with whom contact was made)	163	595
Activity	Technical Training & Development Workshops		
3	Project Management / Cost Estimating	1	1
3.1	n/a		

Miami Dade County
Small Business Enterprise - Construction Services
Construction Projects Review Summary
October 1, 2018 – November 30, 2018

There were 417 projects reviewed for Small Business Enterprise - Construction measures during the period with a total estimated valued of **\$204,514,691**.

- Of the 417 projects, 390 projects were assigned Small Business Enterprise - Construction measures valued at **\$30,853,043.88 or 15.09%** of the total estimated projects valued at \$204 million.
-

Breakdown of the 417 projects with measures:

- SBE-CON Set Aside - 375 projects
 - SBE-CON Goals –2 projects
 - SBE-CON Trade Set Aside – 13 Projects
 - SBE-CON No Measure – 27 Projects
-

MISCELLANEOUS CONSTRUCTION CONTRACT –
MCC 7040

- SBE-CON Set Aside – 135 projects valued @ \$16,155,377



Sustainability, Planning and Economic Enhancement Department

Small Business Development Division

Project Review Summary

Project	Rcvd Date	RC Date	Title	Measure	Agmt Est Budget	Single Source Specialty \$	Est \$ Goal %	CSBE 10%
CONSTRUCTION								
AMERICAN AIRLINES ARENA AAA-10-05-2018-A	05-OCT-18		STRANDS LIGHTING REPLACEMENT	1 NO MEASURE CSBE	\$0	\$0	\$0	\$0
AVIATION MCC-I-111-B	14-NOV-18		MIAMI HOMESTEAD GENERAL AVIATION SECURITY ENHANCEMENT	1 TRADE SET ASIDE	\$653,442	\$0	\$0	\$0
MCC-R-127-A	21-NOV-18		TAMIAMI EXECUTIVE AIRPORT HANGER #102	1 TRADE SET ASIDE	\$1,647,358	\$0	\$0	\$0
MCC-S-048-A	01-NOV-18		MIA - BUILDING 845 PARKING LOT IMPROVEMENT	1 TRADE SET ASIDE	\$2,100,055	\$0	\$0	\$0
MCC-T-069-A	08-NOV-18		MIA-RCF BUILDINGS 890,891 & 896 FIRE MAIN REPLACEMENT	1 NO MEASURE	\$3,230,709	\$0	\$0	\$0
MCC-T072H-4	11-OCT-18		MIA - LOWER CONCOURSE E FIS 1ST AND 3RD FLOOR DOOR REPLACEMENT	1 TRADE SET ASIDE CSBE	\$181,545	\$0	\$0	\$18,154.5
MCC-U-010-C	29-NOV-18		MIA - AIRSIDE OPERATIONS BREAK ROOM	1 TRADE SET ASIDE	\$378,054	\$0	\$0	\$0
MCC-U-010-D-3	18-OCT-18		MIA - CONCOURSE E SATELLITE 400 HZ SYSTEM UPGRADE PHASE II	1 TRADE SET ASIDE	\$875,040	\$0	\$0	\$0
MCC-V-102-A	28-NOV-18		MIA - OPF CUSTOM BUILDING REMODELING	1 TRADE SET ASIDE	\$794,701	\$0	\$0	\$0
MCC-X-113-A	21-NOV-18		MIA - AA ADMIRAL CLUB'S INFRASTRUCTURE & NEW STAIR	1 TRADE SET ASIDE	\$1,787,314	\$0	\$0	\$0
MCC-X-116-A	19-NOV-18		MIA - CONCOURSE H - BATHROOM RENOVATION	1 TRADE SET ASIDE	\$2,811,020	\$0	\$0	\$0
MCC-Y-141-A	28-NOV-18		MIA - PERIMETER FENCE BARGED WIRE IMPROVEMENT	1 TRADE SET ASIDE	\$1,252,222	\$0	\$0	\$0
MCC-Y-146-A	29-NOV-18		TMB - TAMIAMI EXECUTIVE AIRPORT HANGER #109	1 TRADE SET ASIDE	\$1,657,059	\$0	\$0	\$0
RPQ NO. 10144512-E	19-OCT-18		EMERGENCY ADA PASSENGER	1 TRADE SET ASIDE	\$76,930	\$0	\$0	\$7,693



Sustainability, Planning and Economic Enhancement Department

Small Business Development Division

Project Review Summary

Project	Rcvd Date	RC Date	Title	Measure	Agmt Est Budget	Single Source Specialty \$	Est \$ Goal %	CSBE 10%
			LOADING ZONES - TWO POSITIONS AT THE DEPARTURE LEVEL					
RPQ NO. MDADDEL600-009 R	24-OCT-18		MDAD SBE/MCC 7040 WORK ORDER BASED PROGRAM EMERGENCY/PRIORITY MAINTENANCE CONSTRUCTION – ELECTRICAL UP TO 600V	1 LEVEL 1 SET ASIDE CSBE	100 % \$150,000	\$0	\$76,930	\$15,000
RPQ NO. MDADLUP600-008	24-OCT-18		MDAD SBE/MCC 7040 WORK ORDER BASED PROGRAM EMERGENCY/PRIORITY MAINTENANCE CONSTRUCTION – ELECTRICAL UP TO 600V	1 LEVEL 3 SET ASIDE CSBE	100 % \$150,000	\$0	\$150,000	\$15,000
RPQ NO. MDADHVACA-010	01-OCT-18	01-JAN-50	MDAD/MCC 7040 WORK ORDER-BASED PROGRAM-EMERGENCY/PRIORITY MAINTENANCE CONSTRUCTION SERVICES – HVAC CLASS A	1 LEVEL 3 SET ASIDE CSBE	100 % \$200,000	\$0	\$150,000	\$20,000
RPQ NO. MDADHVACA-011	01-OCT-18	01-JAN-50	MDAD/MCC 7040 WORK ORDER-BASED PROGRAM-EMERGENCY/PRIORITY MAINTENANCE CONSTRUCTION SERVICES – HVAC CLASS A	1 LEVEL 3 SET ASIDE CSBE	100 % \$200,000	\$0	\$200,000	\$20,000
RPQ NO. MDADHVACA-012	01-OCT-18	01-JAN-50	MDAD/MCC 7040 WORK ORDER-BASED PROGRAM-EMERGENCY/PRIORITY MAINTENANCE CONSTRUCTION SERVICES – HVAC CLASS A	1 LEVEL 3 SET ASIDE CSBE	100 % \$200,000	\$0	\$200,000	\$20,000
RPQ NO. MDADLIMPOW-010	25-OCT-18		MDAD/MCC 7040 WORK ORDER-BASED PROGRAM-EMERGENCY/PRIORITY MAINTENANCE CONSTRUCTION - LIMITED POWER SYST	1 LEVEL 3 SET ASIDE CSBE	100 % \$200,000	\$0	\$200,000	\$20,000
RPQ NO. MDADLIMPOW-011	25-OCT-18		MDAD/MCC 7040 WORK ORDER-BASED PROGRAM-EMERGENCY/PRIORITY MAINTENANCE CONSTRUCTION - LIMITED POWER SYST	1 LEVEL 3 SET ASIDE CSBE	100 % \$200,000	\$0	\$200,000	\$20,000
RPQ NO. MDADLMS-008	18-OCT-18		MDAD SBE/MCC 7040 WORK ORDER BASED PROGRAM	1 LEVEL 3 SET ASIDE CSBE	100 % \$200,000	\$0	\$200,000	\$20,000



Sustainability, Planning and Economic Enhancement Department

Small Business Development Division

Project Review Summary

Project	Rcvd Date	RC Date	Title	Measure	Agmt Est Budget	Single Source Specialty \$	Est \$ Goal %	CSBE 10%
EMERGENCY/PRIORITY MAINTENANCE CONSTRUCTION - LIGHT MAINTENANCE SPECIALTY								
RPQ NO. MDADLMS-009	18-OCT-18		MDAD SBE/MCC 7040 WORK ORDER BASED PROGRAM EMERGENCY/PRIORITY MAINTENANCE CONSTRUCTION - LIGHT MAINTENANCE SPECIALTY	1 LEVEL 3 SET ASIDE CSBE	100 % \$200,000	\$0	\$200,000	\$20,000
COMMUNITY ACTION & HUMAN SERVICES								
RPQ NO. WAP 035	25-OCT-18	01-JAN-50	WEATHERIZATION ASSISTANCE PROGRAM WAP	1 LEVEL 3 SET ASIDE CSBE	100 % \$27,220	\$0	\$200,000	\$0
COMMUNITY ACTION AGENCY								
RPQ NO. SABETHEL	20-NOV-18		LAURA BETHEL HOME REHAB COUNTY WIDE	1 NO MEASURE	\$37,400	\$0	\$0	\$0
RPQ NO. SACASH	20-NOV-18		ANNETTE CASH HOME REHAB COUNTY WIDE	1 NO MEASURE	\$38,200	\$0	\$0	\$0
RPQ NO. SALEWARS	20-NOV-18		VALENCIA LEWARS HOME REHAB COUNTY WIDE	1 NO MEASURE	\$33,675	\$0	\$0	\$0
RPQ NO. WAP-035	09-OCT-18		WEATHERIZATION ASSISTANCE PROGRAM	1 NO MEASURE CSBE	\$27,220	\$0	\$0	\$2,722
RPQ NO. WAP-HVAC-100	18-OCT-18		WEATHERIZATION ASSISTANCE PROGRAM (WAP)	1 NO MEASURE CSBE	\$13,365	\$0	\$0	\$1,336.5
CORRECTIONS & REHABILITATION								
RPQ NO. MWDC-53407	17-OCT-18		METRO WEST DETENTION CENTER LIQUEFIED PETROLEUM GAS TANKS REPLACEMENT	1 LEVEL 1 SET ASIDE CSBE	100 % \$282,500	\$0	\$282,500	\$28,250
RPQ NO. PTDC53327	19-OCT-18		PTDC AHU 1ST FL. MECH ROOM ACM ON PIPING REMOVAL	1 LEVEL 1 SET ASIDE CSBE	100 % \$6,600	\$0	\$6,600	\$660
RPQ NO. WDC - 54807	22-OCT-18	01-JAN-50	WDC - INSTALL FENCE ON VACANT LOTS	1 LEVEL 1 SET ASIDE CSBE	\$27,300	\$0	\$27,300	\$2,730
CULTURAL AFFAIRS								
C19-CUA-MDCA02	06-NOV-18		RENOVATION AND UPGRADES: MIAMI-DADE COUNTY AUDITORIUM (MDCA)	1 LEVEL 1 SET ASIDE CSBE	\$3,261,993	\$0		\$326,199.3



Sustainability, Planning and Economic Enhancement Department

Small Business Development Division

Project Review Summary

Project	Rcvd Date	RC Date	Title	Measure	Agmt Est Budget	Single Source Specialty \$	Est \$ Goal %	CSBE 10%
RPQ NO. C19-CUA-CALEB01	06-NOV-18		REQUEST FOR GOALS - CALEB AUDITORIUM	1 GOAL CSBE 15.94 %	\$1,535,113	\$0	\$519,961.68	\$153,511.3
FIRE DEPARTMENT				1 LEVEL 1 SET ASIDE CSBE			\$0	
RPQ NO. MDFRD-547-74-R2	19-OCT-18		MDFR STA RE-ROOF		\$50,000	\$0		\$5,000
RPQ NO. MDFRD-549-18-LV	22-OCT-18		LOW VOLTAGE - STATION 18 TEMPORARY TRAILERS	1 LEVEL 1 SET ASIDE CSBE 100 %	\$22,000	\$0	\$50,000	\$2,200
RPQ NO. MDFRD-550-44-LC	19-OCT-18		STATION 44 RADIO SITE/TOWER LAND CLEARING	1 LEVEL 1 SET ASIDE CSBE 100 %	\$3,000	\$0	\$22,000	\$300
RPQ NO. MDFRD-553-VARPR	10-OCT-18	01-JAN-50	MDFRD STATIONS 38 AND 49 DRAIN FIELD REPLACEMENTS	1 LEVEL 1 SET ASIDE CSBE 100 %	\$12,000	\$0	\$3,000	\$1,200
RPQ NO. MDFRD-556-VAR-R	15-OCT-18		EMERGENCY ROOF REPAIRS - STATION 66	1 LEVEL 1 SET ASIDE CSBE 100 %	\$7,600	\$0	\$12,000	\$760
RPQ NO. MDFRD-564-30-ER	12-OCT-18		EMERGENCY ROOF REPAIRS - STATION 30	1 LEVEL 1 SET ASIDE CSBE 100 %	\$8,800	\$0	\$7,600	\$880
RPQ NO. MDFRD-565-56-ER	25-OCT-18		EMERGENCY ROOF LEAK REPAIR - STATION 56	1 LEVEL 1 SET ASIDE CSBE 100 %	\$1,300	\$0	\$8,800	\$130
RPQ NO. MDFRD-566-HAZ-C	25-OCT-18		NEW CONCRETE DRIVEWAY SLAB AT MDFR HAZMAT WAREHOUSE	1 LEVEL 1 SET ASIDE CSBE 100 %	\$22,350	\$0	\$1,300	\$2,235
RPQ NO. MDFRD-567-9-ER	25-OCT-18		EMERGENCY ROOF LEAK REPAIR STATION 9	1 LEVEL 1 SET ASIDE CSBE 100 %	\$9,500	\$0	\$22,350	\$950
RPQ NO. MDFRD-568-56-ER	01-OCT-18	01-JAN-50	EMERGENCY ROOF LEAK REPAIRS ST. 56	1 LEVEL 1 SET ASIDE CSBE 100 %	\$9,800	\$0	\$9,500	\$980
RPQ NO. MDFRD-569-37-ER	10-OCT-18	01-JAN-50	EMERGENCY ROOF LEAK REPAIRS AT STATION 37	1 SET ASIDE CSBE 100 %	\$9,500	\$0	\$9,800	\$950
RPQ NO. MDFRD-570-32-ER	25-OCT-18		EMERGENCY ROOF LEAK REPAIRS AT STATION 32	1 SET ASIDE CSBE 100 %	\$12,825	\$0	\$9,500	\$1,282.5
RPQ NO. MDFRD-571-66-ER	01-NOV-18	01-JAN-50	EMERGENCY ROOF LEAK REPAIRS ST 66	1 LEVEL 1 SET ASIDE CSBE 100 %	\$4,500	\$0	\$12,825	\$450
				1 SET ASIDE CSBE 100 %			\$4,500	



Sustainability, Planning and Economic Enhancement Department

Small Business Development Division

Project Review Summary

Project	Rcvd Date	RC Date	Title	Measure	Agmt Est Budget	Single Source Specialty \$	Est \$ Goal %	CSBE 10%
RPQ NO. MDFRD552-VARP-R	24-OCT-18		EXTERIOR PAINTING OF VARIOUS MDRF SITES		\$72,000	\$0		\$7,200
				1 LEVEL 3 SET ASIDE CSBE	100 %		\$72,000	
RPQ NO. MDFRD557VAR-LC	18-OCT-18		LAND CLEARING AT VARIOUS MDRF SITES		\$10,000	\$0		\$1,000
				1 LEVEL 1 SET ASIDE CSBE	100 %		\$10,000	
INTERNAL SERVICES								
RPQ NO. E160236R	19-OCT-18		PUBLIC DEFENDER BUILDING-FIRST FLOOR WATER MAIN VALVES INSTALLATION		\$8,291	\$0		\$829.1
				1 LEVEL 1 SET ASIDE CSBE	100 %		\$8,291	
RPQ NO. E161211	23-OCT-18		HOMESTEAD BRANCH LIBRARY SEWER PIPE REPLACEMENT		\$41,147	\$0		\$4,114.7
				1 LEVEL 1 SET ASIDE CSBE	100 %		\$41,147	
RPQ NO. E161392	12-OCT-18	01-JAN-50	MIAMI DADE POLICE DEPARTMENT TRAINING BUREAU DAMAGED SEWER LINE REPLACEMENT		\$10,000	\$0		\$0
				1 NO MEASURE			\$0	
RPQ NO. E161469	25-OCT-18		ANIMAL SHELTER EMERGENCY ROOF AND CANOPY REPAIRS		\$57,009	\$0		\$5,700.9
				1 LEVEL 1 SET ASIDE CSBE	100 %		\$57,009	
RPQ NO. E161494	17-OCT-18		DCC COURTHOUSE 6TH FLOOR CHILL WATER LINES ASBESTOS ABATEMENT		\$15,800	\$0		\$1,580
				1 LEVEL 1 SET ASIDE CSBE	100 %		\$15,800	
RPQ NO. E161584	25-OCT-18		PUBLIC DEFENDER OFFICE UNDERGROUND PLUMBING REPAIRS		\$97,740	\$0		\$9,774
				1 LEVEL 1 SET ASIDE CSBE	100 %		\$97,740	
RPQ NO. E161716	25-OCT-18		DADE COUNTY COURTHOUSE ASBESTOS ABATEMENT		\$7,151	\$0		\$715.1
				1 LEVEL 1 SET ASIDE CSBE	100 %		\$7,151	
RPQ NO. S172939 - R1	26-OCT-18	01-JAN-50	NORTH SHORE LIBRARY STRUCTURAL COLUMN REPAIR		\$14,850	\$0		\$1,485
				1 LEVEL 1 SET ASIDE CSBE	100 %		\$14,850	
RPQ NO. S180125	23-OCT-18		MEDICAL EXAMINER'S BUILDING MULTIPLE LEAKS REPAIRS		\$10,150	\$0		\$1,015
				1 LEVEL 1 SET ASIDE CSBE	100 %		\$10,150	
RPQ NO. S180157	23-OCT-18		SHOP 3 MAIN GUTTER REPAIRS		\$9,900	\$0		\$990
				1 LEVEL 1 SET ASIDE CSBE	100 %		\$9,900	
RPQ NO. S180313	23-OCT-18		DSWM-REPAIR ROOF LEAKS AT OFFICES		\$7,605	\$0		\$760.5
				1 LEVEL 1 SET ASIDE CSBE	100 %		\$7,605	
RPQ NO. S180335-R	19-OCT-18		MDPD NORTHWEST POLICE STATION		\$11,000	\$0		\$1,100
				1 LEVEL 1 SET ASIDE CSBE	100 %		\$11,000	
RPQ NO. S180903	15-OCT-18		SOUTH DADE CHAIN LINK FENCE AND		\$13,600	\$0		\$1,360



Sustainability, Planning and Economic Enhancement Department

Small Business Development Division

Project Review Summary

Project	Rcvd Date	RC Date	Title	Measure	Agmt Est Budget	Single Source Specialty \$	Est \$ Goal %	CSBE 10%
			GATE AT PARKING LOT E	1	LEVEL 1 SET ASIDE CSBE	100 %	\$13,600	
RPQ NO. S180904	19-OCT-18		NORTH SHORE LIBRARY CHILDRENS ROOM LEAK REPAIR	1	LEVEL 1 SET ASIDE CSBE	100 %	\$2,900	\$290
RPQ NO. S181119	23-OCT-18		REPAIR ROOF LEAKS AT 3 B GARBAGE BUILDING D.S.W.M	1	LEVEL 1 SET ASIDE CSBE	100 %	\$2,900	\$650
RPQ NO. W170081	11-OCT-18		ALLAPATTAH LIBRARY - ELECTRICAL IMPROVEMENTS	1	LEVEL 1 SET ASIDE CSBE	100 %	\$6,500	\$6,000
RPQ NO. W170094	17-OCT-18		FUMD SPCC CAROL DAYCARE CENTER ROOF REPLACEMENT	1	LEVEL 3 SET ASIDE CSBE	100 %	\$60,000	\$20,000
RPQ NO. W180027C	17-OCT-18		RECONFIGURE AND BUILD CAGES IN WAREHOUSE AT THE ELECTIONS HEADQUARTERS	1	LEVEL 3 SET ASIDE CSBE	100 %	\$200,000	\$1,500
LI BRARY				1	LEVEL 1 SET ASIDE CSBE	100 %	\$15,000	
RPQ NO. GG001	17-OCT-18		GOLDEN GLADES -- PRESSURE CLEANING AND EXTERIOR PAINTING INCLUDING CANOPY AREA	1	LEVEL 1 SET ASIDE CSBE	100 %	\$18,000	\$1,800
RPQ NO. KN--002FLOORING	12-OCT-18	01-JAN-50	KENDALL LIBRARY -- HARD FLOORING DEMOLITION AND INSTALLATION	1	LEVEL 1 SET ASIDE CSBE	100 %	\$18,000	\$7,500
RPQ NO. MC-001-R	11-OCT-18		MODEL CITY -- INTERIOR PAINTING	1	LEVEL 3 SET ASIDE CSBE	100 %	\$75,000	
RPQ NO. WF--001	25-OCT-18		WEST FLAGLER -- REPLACE EXISTING PARKING LOT FENCING AND GATE	1	LEVEL 1 SET ASIDE CSBE	100 %	\$11,900	\$1,190
				1	LEVEL 1 SET ASIDE CSBE	100 %	\$9,500	\$950
PARKS, RECREATION AND OPEN SPACES				1	LEVEL 1 SET ASIDE CSBE	100 %	\$9,500	
RPQ NO. 174628	22-OCT-18		MULTIPLE PARK NORTH OF TAMIAMI TRAIL - WALKWAY REPAIRS	1	LEVEL 3 SET ASIDE CSBE	100 %	\$95,000	\$9,500
RPQ NO. 174632	22-OCT-18		MULTIPLE PARKS SOUTH OF TAMIAMI TRAIL - WALKWAY REPAIRS	1	LEVEL 3 SET ASIDE CSBE	100 %	\$95,000	\$9,500
RPQ NO. 180000-R	19-OCT-18		ZOO MIAMI ADMINISTRATION HVAC SYSTEM REPLACEMENT - EMERGENCY	1	LEVEL 3 SET ASIDE CSBE	100 %	\$95,000	\$9,980
RPQ NO. 182171	17-OCT-18		MULTIPLE PARKS FENCING REPAIRS - SOUTH OF TAMIAMI TRAIL	1	LEVEL 1 SET ASIDE CSBE	100 %	\$99,800	\$9,500



Sustainability, Planning and Economic Enhancement Department

Small Business Development Division

Project Review Summary

Project	Rcvd Date	RC Date	Title	Measure	Agmt Est Budget	Single Source Specialty \$	Est \$ Goal %	CSBE 10%
RPQ NO. 182172	17-OCT-18		MULTIPLE PARKS FENCING REPAIRS - NORTH OF TAMiami TRAIL	1 LEVEL 3 SET ASIDE CSBE	100 % \$95,000	\$0	\$95,000	\$9,500
RPQ NO. 189999	12-OCT-18	01-JAN-50	GWEN CHERRY AND EUREKA PARK - FENCING	1 LEVEL 3 SET ASIDE CSBE	100 % \$24,200	\$0	\$95,000	\$2,420
RPQ NO. 191364	29-OCT-18	01-JAN-50	MULTIPLE PARKS SOUTH OF TAMiami TRAIL - WALKWAY REPAIRS	1 LEVEL 1 SET ASIDE CSBE	100 % \$95,000	\$0	\$24,200	\$9,500
RPQ NO. 191365	29-OCT-18	01-JAN-50	MULTIPLE PARKS NORTH OF TAMiami TRAIL - WALKWAY REPAIRS	1 LEVEL 1 SET ASIDE CSBE	100 % \$95,000	\$0	\$95,000	\$9,500
RPQ NO. 320801-14-002	12-OCT-18		PELICAN MARINA - BOAT RAMP PARK LOT RENOVATIONS	1 LEVEL 1 SET ASIDE CSBE	100 % \$1,809,161	\$0	\$95,000	\$180,916.1
RPQ NO. 402202-15-001	02-OCT-18	01-JAN-50	TROPICAL PARK - SEWER CONNECTION	1 LEVEL 1 SET ASIDE CSBE	100 % \$193,300	\$0	\$1,809,161	\$19,330
RPQ NO. E185124	17-OCT-18		EMERGENCY ROOF REPAIR - AMELIA EARHART PARK	1 LEVEL 2 SET ASIDE CSBE	100 % \$33,280	\$0	\$193,300	\$3,328
RPQ NO. E189953	15-OCT-18		EMERGENCY REPAIR - CRANDON TENNIS	1 LEVEL 1 SET ASIDE CSBE	100 % \$6,206	\$0	\$33,280	\$620.6
RPQ NO. E193587	04-NOV-18	01-JAN-50	TRAIL GLADES RANGE CLUBHOUSE ROOFING REPAIRS	1 LEVEL 1 SET ASIDE CSBE	100 % \$39,600	\$0	\$6,206	\$3,960
RPQ NO. HHFS-PAINT1	19-OCT-18		HELENA- HILDA- FLORENCIA- SELLA FOR SPECIAL ASSESSMENT DISTRICTS	1 SET ASIDE CSBE	100 % \$12,000	\$0	\$39,600	\$1,200
RPQ NO. HI - 176660	17-OCT-18		HURRICANE IRMA - MULTIPLE PARKS FENCING REPAIRS - NORTH	1 LEVEL 1 SET ASIDE CSBE	100 % \$400,000	\$0	\$12,000	\$0
RPQ NO. HI - 180796	19-OCT-18		ZOO MIAMI - PEN COVERING - EMERGENCY	1 NO MEASURE	\$168,000	\$0	\$0	\$16,800
RPQ NO. Z188020-A	25-OCT-18		ZOO MIAMI BUILDING PAINTING- RE BID	1 LEVEL 1 SET ASIDE CSBE	100 % \$31,387	\$0	\$168,000	\$3,138.7
PUBLIC HEALTH TRUST 13-11538 EC-06 (1444612)	26-NOV-18		ACCE ELEVATOR RENOVATIONS	1 LEVEL 3 SET ASIDE CSBE	100 % \$55,995	\$0	\$31,387	\$0



Sustainability, Planning and Economic Enhancement Department

Small Business Development Division

Project Review Summary

Project	Rcvd Date	RC Date	Title	Measure	Agmt Est Budget	Single Source Specialty \$	Est \$ Goal %	CSBE 10%
13-11538 MC-09A (1449735)	26-NOV-18		ET 6/AHU 176 UPGRADES	1 NO MEASURE	\$314,781	\$0	\$0	\$31,478.1
RFQ 18-16319-KG	15-OCT-18		LTCC FAN COIL UNITS	1 NO MEASURE CSBE	\$68,000	\$0	\$0	\$6,800
RFQ 18-16402-KG	13-NOV-18		NORTH WING BUILDING ROOF REPLACEMENT	1 LEVEL 3 SET ASIDE CSBE	\$130,000	\$0	\$68,000	\$0
RPQ 18-16119-KG	31-OCT-18		CAMPUS WIDE AHU REPLACEMENT	1 SET ASIDE 100 %	\$862,794	\$0	\$130,000	\$0
PUBLIC HOUSING AND COMMUNITY DEVELOPMENT				1 SET ASIDE 100 %			\$862,794	
26805	11-OCT-18		CENTRAL AC REPAIRS - ANNIE COLEMAN	1 LEVEL 1 SET ASIDE CSBE	\$5,248	\$0	\$5,248	\$524.8
HPALLAPNET17	12-OCT-18		ALLAPATTAH NEIGHBORHOOD ENHANCEMENT TEAM BUILDOUT	1 LEVEL 1 SET ASIDE CSBE	\$126,500	\$0	\$126,500	\$12,650
RPQ NO. 17945-2910REO	19-OCT-18		DEMOLITION OF ONE SINGLE FAMILY HOME STRUCTURE - REO PROPERTY	1 LEVEL 1 SET ASIDE CSBE	\$17,650	\$0	\$17,650	\$1,765
RPQ NO. 19320	19-OCT-18		REROOFING EMERGENCY WORK	1 LEVEL 1 SET ASIDE CSBE	\$147,264	\$0	\$147,264	\$14,726.4
RPQ NO. 19435-R	10-OCT-18		EMERGENCY MOLD REMEDIATION/REPAIR FOR LIBERTY SQUARE	1 LEVEL 1 SET ASIDE CSBE	\$5,547	\$0	\$5,547	\$554.7
RPQ NO. 21976	17-OCT-18		EMERGENCY PINE ISLAND MAILBOX REPLACEMENT	1 LEVEL 1 SET ASIDE CSBE	\$18,613	\$0	\$18,613	\$1,861.3
RPQ NO. 21981	17-OCT-18		EMERGENCY ELECTRICAL REPAIRS-PINE ISLAND I	1 LEVEL 1 SET ASIDE CSBE	\$128	\$0	\$128	\$12.8
RPQ NO. 22521	23-OCT-18		HOMESTEAD GARDENS - PLUMBING EMERGENCY	1 LEVEL 1 SET ASIDE CSBE	\$1,934	\$0	\$1,934	\$193.4
RPQ NO. 22524	19-OCT-18		ROBERT KING HIGH TOWERS-PLUMBING EMERGENCY	1 LEVEL 1 SET ASIDE CSBE	\$3,805	\$0	\$3,805	\$380.5
RPQ NO. 22529	19-OCT-18		EMERGENCY ELECTRICAL REPAIRS/PARKING LOT LIGHTS FOR ANNIE COLEMAN DEV 5-16	1 LEVEL 1 SET ASIDE CSBE	\$88,111	\$0	\$88,111	\$8,811.1
RPQ NO. 23114	19-OCT-18		DOOR REPLACEMENT - ANNIE COLEMAN	1 LEVEL 1 SET ASIDE CSBE	\$7,140	\$0	\$88,111	\$714



Sustainability, Planning and Economic Enhancement Department

Small Business Development Division

Project Review Summary

Project	Rcvd Date	RC Date	Title	Measure	Agmt Est Budget	Single Source Specialty \$	Est \$ Goal %	CSBE 10%
RPQ NO. 23123	22-OCT-18		EMERGENCY PLUMBING REPAIRS- JOLLIVETTE	1 LEVEL 1 SET ASIDE CSBE	100 % \$1,691	\$0	\$7,140	\$169.1
RPQ NO. 23149	19-OCT-18		WARD TOWER - EMERGENCY BACK FLOW LEAKING	1 LEVEL 1 SET ASIDE CSBE	100 % \$523	\$0	\$1,691	\$52.3
RPQ NO. 23167-R	17-OCT-18		PHCD CONTRACTED VACANT UNIT PREPARATIONS 2	1 LEVEL 1 SET ASIDE CSBE	100 % \$900,000	\$0	\$523	\$0
RPQ NO. 23172	19-OCT-18		ROBERT KING HIGH TOWERS- EMERGENCY ELECTRICAL REPAIRS	1 NO MEASURE	\$4,610	\$0	\$0	\$461
RPQ NO. 23194	19-OCT-18		JOE MORETTI - EMERGENCY ELECTRICAL REPAIRS	1 SET ASIDE CSBE 100 %	\$7,450	\$0	\$4,610	\$745
RPQ NO. 23246	22-OCT-18		DOROTHY J. BROWN-PLUMBING EMERGENCY AT JOLLIVETTE	1 LEVEL 1 SET ASIDE CSBE	100 % \$1,415	\$0	\$7,450	\$141.5
RPQ NO. 23263-R	17-OCT-18		PHCD CONTRACTED VACANT UNIT PREPARATIONS 3	1 LEVEL 1 SET ASIDE CSBE	100 % \$900,000	\$0	\$1,415	\$0
RPQ NO. 23437	22-OCT-18		INTERIOR DOOR REPLACEMENT	1 NO MEASURE	\$12,158	\$0	\$0	\$1,215.8
RPQ NO. 23491	17-OCT-18		EMERGENCY ELECTRICAL REPAIR - EDISION COURTS	1 LEVEL 1 SET ASIDE CSBE	100 % \$3,370	\$0	\$12,158	\$337
RPQ NO. 23861	22-OCT-18		LEMON CITY	1 LEVEL 1 SET ASIDE CSBE	100 % \$5,645	\$0	\$3,370	\$564.5
RPQ NO. 23881	18-OCT-18		LITTLE RIVER TERRACE- EMERGENCY PLUMBING REPAIR	1 LEVEL 1 SET ASIDE CSBE	100 % \$970	\$0	\$5,645	\$97
RPQ NO. 24001	22-OCT-18		EMERGENCY PLUMBING REPAIRS - GWEN CHERRY 16	1 LEVEL 1 SET ASIDE CSBE	100 % \$5,654	\$0	\$970	\$565.4
RPQ NO. 24014	19-OCT-18		GWEN CHERRY 14- EMERGENCY PLUMBING REPAIR	1 LEVEL 1 SET ASIDE CSBE	100 % \$2,140	\$0	\$5,654	\$214
RPQ NO. 24052	22-OCT-18		WARD TOWERS II - EMERGENCY A/C REPAIRS	1 LEVEL 1 SET ASIDE CSBE	100 % \$1,518	\$0	\$2,140	\$151.8
RPQ NO. 24105	19-OCT-18		EDISON PARK- EMERGENCY PLUMBING REPAIR	1 LEVEL 1 SET ASIDE CSBE	100 % \$2,870	\$0	\$1,518	\$287



Sustainability, Planning and Economic Enhancement Department

Small Business Development Division

Project Review Summary

Project	Rcvd Date	RC Date	Title	Measure	Agmt Est Budget	Single Source Specialty \$	Est \$ Goal %	CSBE 10%
RPQ NO. 24106	19-OCT-18		EDISON PARK- PLUMBING REPAIR	1 LEVEL 1 SET ASIDE CSBE	100 % \$4,930	\$0	\$2,870	\$493
RPQ NO. 24325	19-OCT-18		EMERGENCY ELECTRICAL REPAIRS- NARANJA	1 LEVEL 1 SET ASIDE CSBE	100 % \$1,566	\$0	\$4,930	\$156.6
RPQ NO. 24327	22-OCT-18		EMERGENCY PLUMBING REPAIRS AT IN-CITIES	1 LEVEL 1 SET ASIDE CSBE	100 % \$1,840	\$0	\$1,566	\$184
RPQ NO. 24352	23-OCT-18		HARRY CAIN TOWER - A/C REPAIRS	1 LEVEL 1 SET ASIDE CSBE	100 % \$410	\$0	\$1,840	\$41
RPQ NO. 24353	22-OCT-18		EMERGENCY ELECTRICAL PARKING LOT LIGHT REPAIRS - RAINBOW VILLAGE	1 LEVEL 1 SET ASIDE CSBE	100 % \$1,350	\$0	\$410	\$135
RPQ NO. 24366	22-OCT-18		LITTLE RIVER TERRACE - PLUMBING EMERGENCY	1 LEVEL 1 SET ASIDE CSBE	100 % \$2,363	\$0	\$1,350	\$236.3
RPQ NO. 24636	16-OCT-18		HOMESTEAD GARDENS - EMERGENCY LIGHTING	1 LEVEL 1 SET ASIDE CSBE	100 % \$36,166	\$0	\$2,363	\$3,616.6
RPQ NO. 24661	23-OCT-18		EMERGENCY ELECTRICAL PARKING LOT LIGHTS REPAIRS- MOODY VILLAGE	1 LEVEL 1 SET ASIDE CSBE	100 % \$4,795	\$0	\$36,166	\$479.5
RPQ NO. 24755	22-OCT-18		NEW HAVEN GARDENS - A/C REPAIRS	1 LEVEL 1 SET ASIDE CSBE	100 % \$1,980	\$0	\$4,795	\$198
RPQ NO. 24914	22-OCT-18		PALMETTO GARDENS - PLUMBING EMERGENCY	1 LEVEL 1 SET ASIDE CSBE	100 % \$4,342	\$0	\$1,980	\$434.2
RPQ NO. 24995	22-OCT-18		CULMER PLACE	1 LEVEL 1 SET ASIDE CSBE	100 % \$3,880	\$0	\$4,342	\$388
RPQ NO. 25096	22-OCT-18		PALMETTO GARDENS - EMERGENCY REPAIRS	1 LEVEL 1 SET ASIDE CSBE	100 % \$12,791	\$0	\$3,880	\$1,279.1
RPQ NO. 25120R	23-OCT-18		SMATHERS PLAZA COMMUNITY CENTER - EMERGENCY A/C REPLACEMENT	1 LEVEL 1 SET ASIDE CSBE	100 % \$35,511	\$0	\$12,791	\$3,551.1
RPQ NO. 25124	09-OCT-18		VENETIAN GARDENS	1 LEVEL 1 SET ASIDE CSBE	100 % \$4,781	\$0	\$35,511	\$478.1
RPQ NO. 25197	22-OCT-18		WARD TOWER OFFICE - PLUMBING	1 LEVEL 1 SET ASIDE CSBE	100 % \$8,750	\$0	\$4,781	\$875



Sustainability, Planning and Economic Enhancement Department

Small Business Development Division

Project Review Summary

Project	Rcvd Date	RC Date	Title	Measure	Agmt Est Budget	Single Source Specialty \$	Est \$ Goal %	CSBE 10%
			EMERGENCY					
RPQ NO. 25209	22-OCT-18		EMERGENCY PLUMBING REPAIRS IN-CITIES	1 LEVEL 1 SET ASIDE CSBE	100 % \$1,846	\$0	\$8,750	\$184.6
RPQ NO. 25215	23-OCT-18		EMERGENCY ELECTRICAL PANEL REPLACEMENT - MOODY VILLAGE	1 LEVEL 1 SET ASIDE CSBE	100 % \$3,680	\$0	\$1,846	\$368
RPQ NO. 25250	22-OCT-18		CULMER PLACE- PLUMBING EMERGENCY	1 LEVEL 1 SET ASIDE CSBE	100 % \$1,067	\$0	\$3,680	\$106.7
RPQ NO. 25251	22-OCT-18		CLAUDE PEPPER-EMERGENCY PLUMBING REPAIRS	1 LEVEL 1 SET ASIDE CSBE	100 % \$1,491	\$0	\$1,067	\$149.1
RPQ NO. 25309	22-OCT-18		PLUMBING SQUARE EMERGENCY-LIBERTY	1 LEVEL 1 SET ASIDE CSBE	100 % \$2,867	\$0	\$1,491	\$286.7
RPQ NO. 25425	22-OCT-18		MODEL CITIES - EMERGENCY ELECTRICAL REPAIRS	1 LEVEL 1 SET ASIDE CSBE	100 % \$450	\$0	\$2,867	\$45
RPQ NO. 25434	23-OCT-18		ROBERT KING HIGH TOWERS - PLUMBING EMERGENCY	1 LEVEL 1 SET ASIDE CSBE	100 % \$1,205	\$0	\$450	\$120.5
RPQ NO. 25509	22-OCT-18		PLUMBING EMERGENCY- LIBERTY SQUARE	1 LEVEL 1 SET ASIDE CSBE	100 % \$1,276	\$0	\$1,205	\$127.6
RPQ NO. 25609	10-OCT-18		EMERGENCY ROOFING AND GUTTER REPAIRS-AMP 2	1 LEVEL 1 SET ASIDE CSBE	100 % \$18,815	\$0	\$1,276	\$1,881.5
RPQ NO. 25610	23-OCT-18		TUB/SHOWER CONVERSION - JOSE MARTI PLAZA	1 LEVEL 1 SET ASIDE CSBE	100 % \$6,648	\$0	\$18,815	\$664.8
RPQ NO. 25623	22-OCT-18		CULMER PLACE - EMERGENCY PLUMBING REPAIRS	1 LEVEL 1 SET ASIDE CSBE	100 % \$1,824	\$0	\$6,648	\$182.4
RPQ NO. 25625	11-OCT-18		CULMER PLACE - PLUMBING EMERGENCY	1 LEVEL 1 SET ASIDE CSBE	100 % \$11,359	\$0	\$1,824	\$1,135.9
RPQ NO. 25644	23-OCT-18		EMERGENCY ELECTRICAL REPAIRS-NARANJA/ARTHUR MAYS - AMP 11	1 LEVEL 1 SET ASIDE CSBE	100 % \$2,678	\$0	\$11,359	\$267.8
RPQ NO. 25671	22-OCT-18		PLUMBING EMERGENCY AT MODEL CITIES	1 LEVEL 1 SET ASIDE CSBE	100 % \$5,183	\$0	\$2,678	\$518.3



Sustainability, Planning and Economic Enhancement Department

Small Business Development Division

Project Review Summary

Project	Rcvd Date	RC Date	Title	Measure	Agmt Est Budget	Single Source Specialty \$	Est \$ Goal %	CSBE 10%
RPQ NO. 25814	23-OCT-18		EMERGENCY ELECTRICAL REPAIRS - EDISON PARK	1 LEVEL 1 SET ASIDE CSBE	100 % \$4,000	\$0	\$5,183	\$400
RPQ NO. 26050	11-OCT-18		GWEN CHERRY 5 - FENCE REPAIRS	1 LEVEL 1 SET ASIDE CSBE	100 % \$6,940	\$0	\$4,000	\$694
RPQ NO. 26099	23-OCT-18		EMERGENCY PLUMBING BUSTED PIPE - RAINBOW VILLAGE	1 LEVEL 1 SET ASIDE CSBE	100 % \$860	\$0	\$6,940	\$86
RPQ NO. 26101	11-OCT-18		EMERGENCY WINDOW GLASS/PANE REPAIRS	1 LEVEL 1 SET ASIDE CSBE	100 % \$65,375	\$0	\$860	\$0
RPQ NO. 26108	11-OCT-18		EMERGENCY RAW SEWAGE STOP-UP AND TOILET STOP UP	1 NO MEASURE	\$1,732	\$0	\$0	\$173.2
RPQ NO. 26111	22-OCT-18		NEWBERG RESIDENTIAL EMERGENCY PLUMBING REPAIRS	1 LEVEL 1 SET ASIDE CSBE	100 % \$1,680	\$0	\$1,732	\$168
RPQ NO. 26191	11-OCT-18		EMERGENCY DOOR REPAIRS/REPLACEMENT - AMP 2	1 LEVEL 1 SET ASIDE CSBE	100 % \$32,277	\$0	\$1,680	\$3,227.7
RPQ NO. 26206	11-OCT-18		EMERGENCY CENTRAL AC REPAIRS- ANNIE COLEMAN	1 LEVEL 1 SET ASIDE CSBE	100 % \$4,605	\$0	\$32,277	\$460.5
RPQ NO. 26220	11-OCT-18		GWEN CHERRY 15 ROOF REPAIRS	1 LEVEL 1 SET ASIDE CSBE	100 % \$35,270	\$0	\$4,605	\$0
RPQ NO. 26222	11-OCT-18		EMERGENCY ELECTRICAL REPAIRS - SITE 140	1 NO MEASURE	\$18,984	\$0	\$0	\$1,898.4
RPQ NO. 26228	17-OCT-18		ROBERT KING HIGH TOWERS - PLUMBING EMERGENCY	1 LEVEL 1 SET ASIDE CSBE	100 % \$8,350	\$0	\$18,984	\$835
RPQ NO. 26233	23-OCT-18		DONNA WALLACE- PLUMBING EMERGENCY AT MODEL CITIES	1 LEVEL 1 SET ASIDE CSBE	100 % \$3,911	\$0	\$8,350	\$391.1
RPQ NO. 26240	10-OCT-18		GWEN CHERRY 15 -EMERGENCY PLUMBING REPAIRS	1 LEVEL 1 SET ASIDE CSBE	100 % \$1,275	\$0	\$3,911	\$127.5
RPQ NO. 26262	23-OCT-18		EMERGENCY BROKEN SEWER LINE - IN CITIES	1 LEVEL 1 SET ASIDE CSBE	100 % \$1,030	\$0	\$1,275	\$103
RPQ NO. 26280	11-OCT-18		GWEN CHERRY 16 EMERGENCY PLUMBING REPAIRS	1 SET ASIDE CSBE	100 % \$1,700	\$0	\$1,030	\$170



Sustainability, Planning and Economic Enhancement Department

Small Business Development Division

Project Review Summary

Project	Rcvd Date	RC Date	Title	Measure	Agmt Est Budget	Single Source Specialty \$	Est \$ Goal %	CSBE 10%	
RPQ NO. 26298	11-OCT-18		EMERGENCY PLUMBING REPAIRS - EDISON COURTS	1 LEVEL 1 SET ASIDE CSBE	100 %	\$1,205	\$0	\$1,700	\$120.5
RPQ NO. 26299	10-OCT-18		EMERGENCY PLUMBING REPAIRS - EDISON COURTS	1 LEVEL 1 SET ASIDE CSBE	100 %	\$1,010	\$0	\$1,205	\$101
RPQ NO. 26375	11-OCT-18		EMERGENCY ROOFING REPAIRS	1 LEVEL 1 SET ASIDE CSBE	100 %	\$25,341	\$0	\$1,010	\$2,534.1
RPQ NO. 26386	10-OCT-18		CULMER GARDENS - PLUMBING REPAIRS	1 LEVEL 1 SET ASIDE CSBE	100 %	\$4,937	\$0	\$25,341	\$493.7
RPQ NO. 26388	10-OCT-18		CULMER PLACE - EMERGENCY MOLD REMEDIATION	1 LEVEL 1 SET ASIDE CSBE	100 %	\$1,569	\$0	\$4,937	\$156.9
RPQ NO. 26400	11-OCT-18		EMERGENCY ELECTRICAL REPAIRS AT LIBERTY SQUARE	1 LEVEL 1 SET ASIDE CSBE	100 %	\$7,250	\$0	\$1,569	\$725
RPQ NO. 26423	11-OCT-18		EMERGENCY PLUMBING REPAIRS ANNIE COLEMAN	1 LEVEL 1 SET ASIDE CSBE	100 %	\$977	\$0	\$7,250	\$97.7
RPQ NO. 26432	15-OCT-18		EMERGENCY PLUMBING REPAIRS-NARANJA	1 LEVEL 1 SET ASIDE CSBE	100 %	\$682	\$0	\$977	\$68.2
RPQ NO. 26435	15-OCT-18		BATHTUB CONVERSION- MOODY GARDENS	1 LEVEL 1 SET ASIDE CSBE	100 %	\$4,660	\$0	\$682	\$466
RPQ NO. 26437	10-OCT-18		EMERGENCY PLUMBING REPAIRS - ANNIE COLEMAN	1 LEVEL 1 SET ASIDE CSBE	100 %	\$3,600	\$0	\$4,660	\$360
RPQ NO. 26439	11-OCT-18		EMERGENCY PLUMBING REPAIR AT ANNIE COLEMAN	1 SET ASIDE CSBE	100 %	\$2,145	\$0	\$3,600	\$214.5
RPQ NO. 26452	10-OCT-18		EMERGENCY PLUMBING REPAIR-ANNIE COLEMAN	1 LEVEL 1 SET ASIDE CSBE	100 %	\$495	\$0	\$2,145	\$49.5
RPQ NO. 26509	11-OCT-18		EMERGENCY RAW SEWAGE BACKING UP AT TOWN PARK	1 LEVEL 1 SET ASIDE CSBE	100 %	\$735	\$0	\$495	\$73.5
RPQ NO. 26615	11-OCT-18		STACEY MARQUESHIA KELLEY-VICTORY HOMES EMERGENCY PLUMBING	1 LEVEL 1 SET ASIDE CSBE	100 %	\$770	\$0	\$735	\$77



Sustainability, Planning and Economic Enhancement Department

Small Business Development Division

Project Review Summary

Project	Rcvd Date	RC Date	Title	Measure	Agmt Est Budget	Single Source Specialty \$	Est \$ Goal %	CSBE 10%
RPQ NO. 26667	16-OCT-18		ARTHUR MAYS RE ROOFING		\$5,088	\$0		\$0
				1 NO MEASURE			\$0	
RPQ NO. 26805	12-OCT-18		CENTRAL AC REPAIRS - ANNIE COLEMAN		\$5,248	\$0		\$524.8
				1 LEVEL 1 SET ASIDE CSBE	100 %		\$5,248	
RPQ NO. 26876	15-OCT-18		EMERGENCY PLUMBING REPAIRS- ARTHUR MAYS VILLAS		\$1,600	\$0		\$160
				1 LEVEL 1 SET ASIDE CSBE	100 %		\$1,600	
RPQ NO. 26943	09-OCT-18		HOME OWNERSHIP - EMERGENCY PLUMBING		\$6,750	\$0		\$675
				1 LEVEL 1 SET ASIDE CSBE	100 %		\$6,750	
RPQ NO. 27039	15-OCT-18		EMERGENCY SLIDING GLASS DOOR REPLACEMENT - ARTHUR MAYS VILLAGE		\$1,348	\$0		\$134.8
				1 LEVEL 1 SET ASIDE CSBE	100 %		\$1,348	
RPQ NO. 27043	15-OCT-18		EMERGENCY SIDEWALK REPAIRS - ARTHUR MAYS VILLAGE		\$3,572	\$0		\$357.2
				1 LEVEL 1 SET ASIDE CSBE	100 %		\$3,572	
RPQ NO. 27044	15-OCT-18		EMERGENCY ROOF REPAIR- PINE ISLAND		\$2,950	\$0		\$295
				1 SET ASIDE CSBE	100 %		\$2,950	
RPQ NO. 27050	15-OCT-18		EMERGENCY PLUMBING REPAIRS- NARANJA		\$1,297	\$0		\$129.7
				1 LEVEL 1 SET ASIDE CSBE	100 %		\$1,297	
RPQ NO. 27068	11-OCT-18		EMERGENCY PLUMBING REPAIR- ANNIE COLEMAN		\$996	\$0		\$99.6
				1 LEVEL 1 SET ASIDE CSBE	100 %		\$996	
RPQ NO. 27080	12-OCT-18		WARD TOWER ALF ELECTRICAL EMERGENCY		\$8,864	\$0		\$886.4
				1 LEVEL 1 SET ASIDE CSBE	100 %		\$8,864	
RPQ NO. 27255	11-OCT-18		EMERGENCY CENTRAL AC REPAIRS- ANNIE COLEMAN/WARD TOWER I AND II		\$1,590	\$0		\$159
				1 LEVEL 1 SET ASIDE CSBE	100 %		\$1,590	
RPQ NO. 27258	11-OCT-18		EMERGENCY PLUMBING REPAIRS - WARD TOWERS		\$666	\$0		\$66.6
				1 LEVEL 1 SET ASIDE CSBE	100 %		\$666	
RPQ NO. 27261	11-OCT-18		EMERGENCY CENTRAL AC REPAIRS		\$29,439	\$0		\$2,943.9
				1 LEVEL 1 SET ASIDE CSBE	100 %		\$29,439	
RPQ NO. 27275	15-OCT-18		EMERGENCY SLIDING GLASS DOOR REPLACEMENT-ARTHUR MAYS		\$1,350	\$0		\$135
				1 LEVEL 1 SET ASIDE CSBE	100 %		\$1,350	
RPQ NO. 27289	11-OCT-18		MODEL CITIES EMERGENCY PLUMBING		\$3,402	\$0		\$340.2



Sustainability, Planning and Economic Enhancement Department

Small Business Development Division

Project Review Summary

Project	Rcvd Date	RC Date	Title	Measure	Agmt Est Budget	Single Source Specialty \$	Est \$ Goal %	CSBE 10%
				1 SET ASIDE CSBE 100 %			\$3,402	
RPQ NO. 27332	11-OCT-18		ROOF REPAIRS-LIBERTY SQUARE		\$4,485	\$0		\$448.5
				1 LEVEL 1 SET ASIDE CSBE 100 %			\$4,485	
RPQ NO. 27341	11-OCT-18		EMERGENCY PLUMBING REPAIR-ANNIE COLEMAN		\$1,223	\$0		\$122.3
				1 LEVEL 1 SET ASIDE CSBE 100 %			\$1,223	
RPQ NO. 27349	11-OCT-18		EMERGENCY PLUMBING REPAIRS-ANNIE COLEMAN		\$924	\$0		\$92.4
				1 SET ASIDE CSBE 100 %			\$924	
RPQ NO. 27366	12-OCT-18		EMERGENCY PLUMBING REPAIR-ANNIE COLEMAN		\$3,350	\$0		\$335
				1 LEVEL 1 SET ASIDE CSBE 100 %			\$3,350	
RPQ NO. 27370	12-OCT-18		EMERGENCY CENTRAL AC REPAIRS-ANNIE COLEMAN		\$4,891	\$0		\$489.1
				1 LEVEL 1 SET ASIDE CSBE 100 %			\$4,891	
RPQ NO. 27396	12-OCT-18		WARD TOWERS I - PLUMBING EMERGENCY		\$3,410	\$0		\$341
				1 LEVEL 1 SET ASIDE CSBE 100 %			\$3,410	
RPQ NO. 27424	09-OCT-18		JOE MORETTI-PLUMBING REPAIRS		\$8,756	\$0		\$875.6
				1 LEVEL 1 SET ASIDE CSBE 100 %			\$8,756	
RPQ NO. 27499	16-OCT-18		EMERGENCY ROOF/CEILING REPAIRS AT PINE ISLAND I		\$5,581	\$0		\$558.1
				1 LEVEL 1 SET ASIDE CSBE 100 %			\$5,581	
RPQ NO. 27523	12-OCT-18		EMERGENCY PLUMBING REPAIRS-ANNIE COLEMAN		\$873	\$0		\$87.3
				1 LEVEL 1 SET ASIDE CSBE 100 %			\$873	
RPQ NO. 27551	16-OCT-18		EMERGENCY ELECTRICAL METER CAN REPLACEMENT- NARANJA		\$15,890	\$0		\$1,589
				1 LEVEL 1 SET ASIDE CSBE 100 %			\$15,890	
RPQ NO. 27586	12-OCT-18		CULMER PLACE -EMERGENCY ELECTRICAL REPAIRS		\$7,185	\$0		\$718.5
				1 LEVEL 1 SET ASIDE CSBE 100 %			\$7,185	
RPQ NO. 27588	11-OCT-18		CULMER GARDENS- EMERGENCY ELECTRICAL REPAIR		\$2,802	\$0		\$280.2
				1 LEVEL 1 SET ASIDE CSBE 100 %			\$2,802	
RPQ NO. 27699	12-OCT-18		EMERGENCY ELECTRICAL REPAIR/ METER		\$6,000	\$0		\$600
				1 LEVEL 1 SET ASIDE CSBE 100 %			\$6,000	
RPQ NO. 27706	12-OCT-18		EMERGENCY PLUMBING REPAIRS-RAINBOW VILLAGE		\$1,166	\$0		\$116.6
				1 LEVEL 1 SET ASIDE CSBE 100 %			\$1,166	
RPQ NO. 27747	12-OCT-18		DONN GARDENS PLUMBING EMERGENCY - TWO BUSTED PIPES		\$15,910	\$0		\$1,591



Sustainability, Planning and Economic Enhancement Department

Small Business Development Division

Project Review Summary

Project	Rcvd Date	RC Date	Title	Measure	Agmt Est Budget	Single Source Specialty \$	Est \$ Goal %	CSBE 10%
RPQ NO. 27802	12-OCT-18		GWEN CHERRY 22- ELECTRICAL REPAIR	1 LEVEL 1 SET ASIDE CSBE	100 % \$3,650	\$0	\$15,910	\$365
RPQ NO. 27816	12-OCT-18		EMERGENCY CENTRAL AC	1 LEVEL 1 SET ASIDE CSBE	100 % \$2,492	\$0	\$3,650	\$249.2
RPQ NO. 27829	17-OCT-18		EMERGENCY ROOF REPAIR - ARTHUR MAYS VILLAGE	1 LEVEL 1 SET ASIDE CSBE	100 % \$3,770	\$0	\$2,492	\$377
RPQ NO. 27989	12-OCT-18		EMERGENCY ROOF REPLACEMENT/REPAIRS-WYNWOOD HOMES	1 LEVEL 1 SET ASIDE CSBE	100 % \$14,000	\$0	\$3,770	\$1,400
RPQ NO. 28020	12-OCT-18		EMERGENCY MOLD REMEDIATION REPAIR/ LIBERTY SQUARE COMMUNITY CENTER	1 LEVEL 1 SET ASIDE CSBE	100 % \$7,800	\$0	\$14,000	\$780
RPQ NO. 28117	15-OCT-18		SITE 310/311 AIR CONDITIONERS	1 LEVEL 1 SET ASIDE CSBE	100 % \$7,700	\$0	\$7,800	\$770
RPQ NO. 28197	09-OCT-18		PALMETTO GARDENS-MOLD REMEDIATION	1 LEVEL 1 SET ASIDE CSBE	100 % \$10,196	\$0	\$7,700	\$1,019.6
RPQ NO. 28200	12-OCT-18		EMERGENCY CENTRAL AC REPAIR - ANNIE COLEMAN	1 LEVEL 1 SET ASIDE CSBE	100 % \$6,631	\$0	\$10,196	\$663.1
RPQ NO. 28217	12-OCT-18		EMERGENCY ELECTRICAL REPAIRS IN AMP 2	1 LEVEL 1 SET ASIDE CSBE	100 % \$32,126	\$0	\$6,631	\$3,212.6
RPQ NO. 28221	25-OCT-18		EMERGENCY ELECTRICAL REPAIR	1 LEVEL 1 SET ASIDE CSBE	100 % \$5,800	\$0	\$32,126	\$580
RPQ NO. 28227	12-OCT-18		EMERGENCY ROOF REPAIRS-LIBERTY SQUARE	1 LEVEL 1 SET ASIDE CSBE	100 % \$443	\$0	\$5,800	\$44.3
RPQ NO. 28230	12-OCT-18		EMERGENCY ELECTRICAL REPAIRS	1 LEVEL 1 SET ASIDE CSBE	100 % \$16,262	\$0	\$443	\$0
RPQ NO. 28285	12-OCT-18		EMERGENCY CENTRAL AC REPAIRS-WYNWOOD HOMES	1 LEVEL 1 SET ASIDE SBE	100 % \$1,212	\$0	\$16,262	\$121.2
RPQ NO. 28295	12-OCT-18		EMERGENCY CENTRAL AC REPAIR/REPLACEMENT - WYNWOOD HOMES	1 SET ASIDE CSBE	100 % \$3,450	\$0	\$1,212	\$345
RPQ NO. 28338	17-OCT-18		EMERGENCY CENTRAL A/C REPAIRS-	1 LEVEL 1 SET ASIDE CSBE	100 % \$2,492	\$0	\$3,450	\$249.2



Sustainability, Planning and Economic Enhancement Department

Small Business Development Division

Project Review Summary

Project	Rcvd Date	RC Date	Title	Measure	Agmt Est Budget	Single Source Specialty \$	Est \$ Goal %	CSBE 10%
			MOODY VILLAGE					
RPQ NO. 28342	12-OCT-18		PLUMBING STOPPAGE	1 LEVEL 1 SET ASIDE CSBE	100 %	\$572	\$0	\$2,492
RPQ NO. 28375	12-OCT-18		EMERGENCY PLUMBING REPAIRS-WYNWOOD HOMES	1 LEVEL 1 SET ASIDE CSBE	100 %	\$480	\$0	\$572
RPQ NO. 28395	17-OCT-18		EMERGENCY ROOF REPAIRS-ARTHUR MAYS VILLAGE	1 LEVEL 1 SET ASIDE CSBE	100 %	\$3,508	\$0	\$480
RPQ NO. 28406	17-OCT-18		EMERGENCY PLUMBING REPAIRS-BISCAYNE PLAZA	1 LEVEL 1 SET ASIDE CSBE	100 %	\$815	\$0	\$3,508
RPQ NO. 28449	12-OCT-18		BATHTUB REPAIR/REPLACEMENT-LIBERTY SQUARE	1 LEVEL 1 SET ASIDE CSBE	100 %	\$2,160	\$0	\$815
RPQ NO. 28461	12-OCT-18		EMERGENCY CENTRAL AC REPAIR/REPLACEMENT-WYNWOOD HOMES	1 LEVEL 1 SET ASIDE CSBE	100 %	\$10,205	\$0	\$2,160
RPQ NO. 28464	11-OCT-18		EMERGENCY CENTRAL AC REPAIR/REPLACEMENT - WYNWOOD HOMES/RAINBOW VILLAGE DAYCARE	1 LEVEL 1 SET ASIDE CSBE	100 %	\$2,123	\$0	\$10,205
RPQ NO. 28557	17-OCT-18		PERRINE GARDENS PLUMBING EMERGENCY REPAIRS	1 LEVEL 1 SET ASIDE CSBE	100 %	\$9,500	\$0	\$2,123
RPQ NO. 28572	17-OCT-18		PERRINE GARDENS ELECTRICAL EMERGENCY REPAIRS	1 LEVEL 1 SET ASIDE CSBE	100 %	\$37,700	\$0	\$9,500
RPQ NO. 28626	12-OCT-18		EMERGENCY CABINET REPLACEMENT	1 LEVEL 1 SET ASIDE CSBE	100 %	\$14,347	\$0	\$37,700
RPQ NO. 28629	11-OCT-18		EMERGENCY CENTRAL AC REPAIR/REPLACEMENT	1 LEVEL 1 SET ASIDE CSBE	100 %	\$3,394	\$0	\$14,347
RPQ NO. 28636	11-OCT-18		EMERGENCY BROKEN PIPE - RAINBOW VILLAGE	1 SET ASIDE CSBE	100 %	\$898	\$0	\$3,394
RPQ NO. 28670	11-OCT-18		JOE MORETTI	1 LEVEL 1 SET ASIDE CSBE	100 %	\$9,488	\$0	\$898
RPQ NO. 28674	11-OCT-18		CULMER GARDENS- PLUMBING REPAIR	1 SET ASIDE CSBE	100 %	\$2,560	\$0	\$9,488
				1 LEVEL 1 SET ASIDE CSBE	100 %			\$2,560



Sustainability, Planning and Economic Enhancement Department

Small Business Development Division

Project Review Summary

Project	Rcvd Date	RC Date	Title	Measure	Agmt Est Budget	Single Source Specialty \$	Est \$ Goal %	CSBE 10%
RPQ NO. 28715	12-OCT-18		EMERGENCY CENTRAL A/C- ANNIE COLEMAN		\$145	\$0		\$14.5
				1 LEVEL 1 SET ASIDE CSBE	100 %		\$145	
RPQ NO. 28742	12-OCT-18		EMERGENCY FENCE REPAIR- SITE 210		\$1,070	\$0		\$107
				1 LEVEL 1 SET ASIDE CSBE	100 %		\$1,070	
RPQ NO. 28754	17-OCT-18		EMERGENCY PLUMBING REPAIRS- ARTHUR MAYS VILLAS		\$3,622	\$0		\$362.2
				1 LEVEL 1 SET ASIDE CSBE	100 %		\$3,622	
RPQ NO. 28824	12-OCT-18		EMERGENCY BROKEN PIPE GWEN CHERRY 23		\$645	\$0		\$64.5
				1 LEVEL 1 SET ASIDE CSBE	100 %		\$645	
RPQ NO. 28965	12-OCT-18		EMERGENCY ELECTRICAL REPAIRS - DONN GARDENS		\$9,300	\$0		\$930
				1 LEVEL 1 SET ASIDE CSBE	100 %		\$9,300	
RPQ NO. 28972	17-OCT-18		EMERGENCY ELECTRICAL REPAIRS- SOUTHRIDGE I		\$158	\$0		\$15.8
				1 LEVEL 1 SET ASIDE CSBE	100 %		\$158	
RPQ NO. 29075	12-OCT-18		EMERGENCY CENTRAL AC REPAIR - WYNWOOD HOMES		\$405	\$0		\$40.5
				1 LEVEL 1 SET ASIDE CSBE	100 %		\$405	
RPQ NO. 29083	12-OCT-18		EMERGENCY SECURITY GRILLE AND GLASS REPAIR/ REPLACEMENT- GWEN CHERRY 23 C		\$1,650	\$0		\$165
				1 LEVEL 1 SET ASIDE CSBE	100 %		\$1,650	
RPQ NO. 29103	12-OCT-18		EMERGENCY PLUMBING REPAIRS - ANNIE COLEMAN		\$2,840	\$0		\$284
				1 LEVEL 1 SET ASIDE CSBE	100 %		\$2,840	
RPQ NO. 29146	12-OCT-18		EMERGENCY FENCE REPAIRS - ANNIE COLEMAN		\$5,040	\$0		\$504
				1 LEVEL 1 SET ASIDE CSBE	100 %		\$5,040	
RPQ NO. 29174	12-OCT-18		EMERGENCY PLUMBING REPAIRS - ANNIE COLEMAN		\$1,458	\$0		\$145.8
				1 SET ASIDE CSBE	100 %		\$1,458	
RPQ NO. 29184	12-OCT-18		EMERGENCY CENTRAL AC REPAIRS/REPLACEMENT - TOWN PARK		\$4,034	\$0		\$403.4
				1 LEVEL 1 SET ASIDE CSBE	100 %		\$4,034	
RPQ NO. 29188	17-OCT-18		EMERGENCY ROOF REPAIRS PINE ISLAND 1		\$2,500	\$0		\$250
				1 LEVEL 1 SET ASIDE CSBE	100 %		\$2,500	
RPQ NO. 29192	25-OCT-18		EMERGENCY ROOF REPAIRS - PINE ISLAND 1		\$2,500	\$0		\$250
				1 LEVEL 1 SET ASIDE CSBE	100 %		\$2,500	



Sustainability, Planning and Economic Enhancement Department

Small Business Development Division

Project Review Summary

Project	Rcvd Date	RC Date	Title	Measure	Agmt Est Budget	Single Source Specialty \$	Est \$ Goal %	CSBE 10%
RPQ NO. 29194	12-OCT-18		EMERGENCY FENCE REPAIRS- WARD TOWERS		\$900	\$0		\$90
			1	LEVEL 1 SET ASIDE CSBE	100 %		\$900	
RPQ NO. 29200	17-OCT-18		EMERGENCY ELECTRICAL REPAIRS- ARTHUR MAYS VILLAGE		\$2,500	\$0		\$250
			1	SET ASIDE CSBE	100 %		\$2,500	
RPQ NO. 29220	12-OCT-18		EMERGENCY METAL DOOR REPLACEMENT - ANNIE COLEMAN		\$6,849	\$0		\$684.9
			1	LEVEL 1 SET ASIDE CSBE	100 %		\$6,849	
RPQ NO. 29238	17-OCT-18		HOMESTEAD GARDENS - PLUMBING EMERGENCY		\$12,524	\$0		\$1,252.4
			1	LEVEL 1 SET ASIDE CSBE	100 %		\$12,524	
RPQ NO. 29243	12-OCT-18		EMERGENCY ELECTRICAL REPAIRS		\$18,640	\$0		\$1,864
			1	LEVEL 1 SET ASIDE CSBE	100 %		\$18,640	
RPQ NO. 29324	12-OCT-18		EMERGENCY DOORS REPLACEMENT- ANNIE COLEMAN		\$4,686	\$0		\$468.6
			1	LEVEL 1 SET ASIDE CSBE	100 %		\$4,686	
RPQ NO. 29373	17-OCT-18		ROBERT KING HIGH TOWERS		\$6,093	\$0		\$609.3
			1	LEVEL 1 SET ASIDE CSBE	100 %		\$6,093	
RPQ NO. 29386-NW79 ST	09-OCT-18		INSTALLATION AND REPAIR OF CHAIN LINK FENCE ON 6 VACANT PARCELS		\$19,425	\$0		\$0
			1	NO MEASURE			\$0	
RPQ NO. 29419	12-OCT-18		EMERGENCY CENTRAL AC SITE 210		\$3,394	\$0		\$339.4
			1	LEVEL 1 SET ASIDE CSBE	100 %		\$3,394	
RPQ NO. 29424	12-OCT-18		EMERGENCY GLASS REPAIR PETERS PLAZA / GWEN CHERRY 6		\$1,935	\$0		\$193.5
			1	LEVEL 1 SET ASIDE CSBE	100 %		\$1,935	
RPQ NO. 29429	12-OCT-18		EMERGENCY PLUMBING REPAIRS - ANNIE COLEMAN		\$11,476	\$0		\$1,147.6
			1	LEVEL 1 SET ASIDE CSBE	100 %		\$11,476	
RPQ NO. 29437	12-OCT-18		EMERGENCY ROOFING REPAIRS- ANNIE COLEMAN		\$679	\$0		\$67.9
			1	SET ASIDE CSBE	100 %		\$679	
RPQ NO. 29441	25-OCT-18		EMERGENCY PLUMBING REPAIRS BY REGOSA		\$679	\$0		\$67.9
			1	LEVEL 1 SET ASIDE CSBE	100 %		\$679	
RPQ NO. 29448	12-OCT-18		EMERGENCY CENTRAL AC REPAIRS - ANNIE COLEMAN		\$3,315	\$0		\$331.5
			1	LEVEL 1 SET ASIDE CSBE	100 %		\$3,315	
RPQ NO. 29451	25-OCT-18		EMERGENCY PLUMBING REPAIRS - ANNIE COLEMAN		\$3,150	\$0		\$315
			1	LEVEL 1 SET ASIDE CSBE	100 %		\$3,150	



Sustainability, Planning and Economic Enhancement Department

Small Business Development Division

Project Review Summary

Project	Rcvd Date	RC Date	Title	Measure	Agmt Est Budget	Single Source Specialty \$	Est \$ Goal %	CSBE 10%
RPQ NO. 29452	12-OCT-18		EMERGENCY ROOFING REPAIR- WARD TOWERS	1	\$2,500	\$0		\$250
RPQ NO. 29453	12-OCT-18		EMERGENCY CENTRAL AC REPAIRS - ANNIE COLEMAN	1	\$705	\$0	\$2,500	\$70.5
RPQ NO. 29494	12-OCT-18		EMERGENCY WINDOW REPAIRS	1	\$28,800	\$0	\$705	\$2,880
RPQ NO. 29501	25-OCT-18		EMMER TURNKEY - PLUMBING REPAIRS	1	\$1,600	\$0	\$28,800	\$160
RPQ NO. 29505	12-OCT-18		EMERGENCY WINDOW REPAIRS	1	\$38,545	\$0	\$1,600	\$3,854.5
RPQ NO. 29540	25-OCT-18		EMERGENCY PLUMBING REPAIRS - ANNIE COLEMAN	1	\$2,866	\$0	\$38,545	\$286.6
RPQ NO. 29558	12-OCT-18		EMERGENCY PLUMBING REPAIR AT SITE 120	1	\$737	\$0	\$2,866	\$73.7
RPQ NO. 29559	12-OCT-18		EMERGENCY METAL DOOR REPLACEMENT-ANNIE COLEMAN	1	\$4,514	\$0	\$737	\$451.4
RPQ NO. 29565	12-OCT-18		JOE MORETTI	1	\$4,527	\$0	\$4,514	\$452.7
RPQ NO. 29573	12-OCT-18		EMERGENCY CENTRAL AC REPAIR RAINBOW VILLAGE COMMUNITY CENTER	1	\$710	\$0	\$4,527	\$71
RPQ NO. 29689	17-OCT-18		EMERGENCY DOOR REPAIR / HARRY CAIN TOWER	1	\$1,875	\$0	\$710	\$187.5
RPQ NO. 29732	12-OCT-18		THREE ROUND TOWERS B	1	\$4,797	\$0	\$1,875	\$479.7
RPQ NO. 29754	12-OCT-18		CULMER PLACE	1	\$1,930	\$0	\$4,797	\$193
RPQ NO. 29767	12-OCT-18		EMERGENCY PLUMBING REPAIRS- GWEN CHERRY 23	1	\$1,290	\$0	\$1,930	\$129
RPQ NO. 29990	25-OCT-18		EMERGENCY PLUMBING JOB AT PERRINE	1	\$6,400	\$0	\$1,290	\$640
RPQ NO. 30025	25-OCT-18		CULMER PLACE	1	\$881	\$0	\$6,400	\$88.1
				LEVEL 1 SET ASIDE CSBE	100 %		\$881	



Sustainability, Planning and Economic Enhancement Department

Small Business Development Division

Project Review Summary

Project	Rcvd Date	RC Date	Title	Measure	Agmt Est Budget	Single Source Specialty \$	Est \$ Goal %	CSBE 10%
RPQ NO. 30090	12-OCT-18		EMERGENCY CENTRAL AC REPAIR BUENA VISTA	1	\$754	\$0		\$75.4
RPQ NO. 30145	12-OCT-18		THREE ROUND TOWERS	1	\$9,500	\$0	\$754	\$950
RPQ NO. 30209	17-OCT-18		EMERGGENCY GOULDS PARKING LOT LIGHTS REPAIR	1	\$2,610	\$0	\$9,500	\$261
RPQ NO. 30303	12-OCT-18		EMERGENCY PLUMBING REPAIR/ GWEN CHERRY 05	1	\$10,400	\$0	\$2,610	\$1,040
RPQ NO. 30357	12-OCT-18		GWEN CHERRY 16	1	\$2,265	\$0	\$10,400	\$226.5
RPQ NO. 30365	12-OCT-18		EMERGENCY MOLD REMEDIATION REPAIR / CLAUDE PEPPER	1	\$5,413	\$0	\$2,265	\$541.3
RPQ NO. 30546	12-OCT-18		EMERGENCY ROOF REPAIRS WYNWOOD HOMES	1	\$2,900	\$0	\$5,413	\$290
RPQ NO. 30555	12-OCT-18		EDISON PLUMBING PLAZA-EMERGENCY	1	\$2,425	\$0	\$2,900	\$242.5
RPQ NO. 30912	25-OCT-18		JOE MORETTI-MYERS SENIOR CENTER	1	\$4,800	\$0	\$2,425	\$480
RPQ NO. 30986	25-OCT-18		EMERGENCY CENTRAL AC REPAIR/REPLACEMENT	1	\$12,433	\$0	\$4,800	\$1,243.3
RPQ NO. 31003	09-OCT-18		PALM TOWERS	1	\$4,500	\$0	\$12,433	\$450
RPQ NO. 31112	25-OCT-18		ROBERT KING IGH TOWERS	1	\$1,705	\$0	\$4,500	\$170.5
RPQ NO. 31119	25-OCT-18		EMERGENCY ROOFING REPAIR	1	\$2,500	\$0	\$1,705	\$250
RPQ NO. 31203	12-OCT-18		EMERGENCY CENTRAL AC	1	\$640	\$0	\$2,500	\$64
RPQ NO. 31246	25-OCT-18		LITTLE RIVER TERRACE PLUMBING EMERGENCY	1	\$970	\$0	\$640	\$97
RPQ NO. 31351	25-OCT-18		EMERGENCY PLUMBING	1	\$1,205	\$0	\$970	\$120.5
				1			\$1,205	



Sustainability, Planning and Economic Enhancement Department

Small Business Development Division

Project Review Summary

Project	Rcvd Date	RC Date	Title	Measure	Agmt Est Budget	Single Source Specialty \$	Est \$ Goal %	CSBE 10%
RPQ NO. 31537	25-OCT-18		LEMON CITY	1	LEVEL 1 SET ASIDE CSBE	100 %	\$1,500	\$150
RPQ NO. 31654	09-OCT-18		CLAUDE PEPER	1	SET ASIDE CSBE	100 %	\$23,440	\$2,344
RPQ NO. 31764	17-OCT-18		UNDERGROUND PIPE REPAIR PERRINE GARDENS	1	LEVEL 1 SET ASIDE CSBE	100 %	\$7,600	\$760
RPQ NO. 31864	25-OCT-18		ELECTRICAL REPAIRS AT ANNIE COLEMAN-DEV016 PARKING LOT LIGHTS	1	LEVEL 1 SET ASIDE CSBE	100 %	\$1,800	\$180
RPQ NO. 31902	12-OCT-18		EMERGENCY ELECTRICAL REPAIR / METER CAN-ELECTRICAL PANEL / MANOR PARK	1	LEVEL 1 SET ASIDE CSBE	100 %	\$6,000	\$600
RPQ NO. 31965	09-OCT-18		LITTLE RIVER TERRACE ELECTRICAL EMERGENCY	1	LEVEL 1 SET ASIDE CSBE	100 %	\$6,000	\$600
RPQ NO. 31981	25-OCT-18		EMERGENCY PLUMBIING REPAIR ANNIE COLEMAN	1	LEVEL 1 SET ASIDE CSBE	100 %	\$990	\$99
RPQ NO. 32213	12-OCT-18		EMERGENCY CENTRAL AC REPAIR BUENA VISTA	1	LEVEL 1 SET ASIDE CSBE	100 %	\$3,595	\$359.5
RPQ NO. 32230	15-OCT-18		EMERGENCY MOLD INSPECTION IN- CITIES	1	LEVEL 1 SET ASIDE CSBE	100 %	\$595	\$59.5
RPQ NO. 32284	25-OCT-18		METAL DOOR REPLACE AT ANNIE COLEMAN	1	LEVEL 1 SET ASIDE CSBE	100 %	\$3,353	\$335.3
RPQ NO. 32382	25-OCT-18		SITE 121 CENTRAL AC REPAIRS	1	LEVEL 1 SET ASIDE CSBE	100 %	\$890	\$89
RPQ NO. 32428	25-OCT-18		EMERGENCY GAS LINE REPAIR GWEN CHERRY 23C	1	LEVEL 1 SET ASIDE CSBE	100 %	\$2,650	\$265
RPQ NO. 32546	25-OCT-18		GWEN CHERRY 8	1	LEVEL 1 SET ASIDE CSBE	100 %	\$4,549	\$454.9
RPQ NO. 32695	25-OCT-18		SITE 140 CENTRAL AC REPAIR	1	LEVEL 1 SET ASIDE CSBE	100 %	\$1,280	\$128
RPQ NO. 32704	04-OCT-18		HELEN SAWYER SITE LIGHTS	1	LEVEL 1 SET ASIDE CSBE	100 %	\$125,000	\$12,500
RPQ NO. 32797	25-OCT-18		ROBERT KING HIGH COMMUNITY CENTER	1	NO MEASURE CSBE		\$0	\$0
							\$11,517	\$1,151.7



Sustainability, Planning and Economic Enhancement Department

Small Business Development Division

Project Review Summary

Project	Rcvd Date	RC Date	Title	Measure	Agmt Est Budget	Single Source Specialty \$	Est \$ Goal %	CSBE 10%
RPQ NO. 33153	04-OCT-18	01-JAN-50	EMERGENCY CENTRAL A/C COIL CLEAN- SOUTHRIDGE II	1 LEVEL 1 SET ASIDE CSBE	100 %	\$1,363	\$0	\$11,517
RPQ NO. 33230	02-OCT-18	01-JAN-50	EMERGENCY CENTRAL AC REPAIR/REPLACEMENT	1 SET ASIDE CSBE	100 %	\$5,177	\$0	\$1,363
RPQ NO. 33571	15-OCT-18	01-JAN-50	PALM TOWER LEAKING PIPE 950/210	1 SET ASIDE CSBE	100 %	\$5,225	\$0	\$5,177
RPQ NO. 33579	01-OCT-18	01-JAN-50	SITE 140 CENTRAL AC REPLACEMENT	1 SET ASIDE CSBE	100 %	\$9,600	\$0	\$5,225
RPQ NO. 34373	12-OCT-18	01-JAN-50	EMERGENCY ELECTRICAL REPAIRS- ANNIE COLEMAN / PARKING LOT LIGHTS / DEV 014	1 SET ASIDE CSBE	100 %	\$13,000	\$0	\$9,600
RPQ NO. 34461	01-OCT-18	01-JAN-50	SITE 140 CENTRAL AC REPAIRS	1 SET ASIDE CSBE	100 %	\$20,780	\$0	\$13,000
RPQ NO. 34556	06-NOV-18	01-JAN-50	NEW HAVEN GARDENS	1 SET ASIDE CSBE	100 %	\$1,942	\$0	\$20,780
RPQ NO. 34586	01-NOV-18	01-JAN-50	LITTLE RIVER PLAZA	1 SET ASIDE CSBE	100 %	\$1,833	\$0	\$1,942
RPQ NO. 34638	29-OCT-18	01-JAN-50	JOSE MARTI PLAZA MOLD REMEDIATION	1 SET ASIDE CSBE	100 %	\$5,520	\$0	\$1,833
RPQ NO. 34644	21-OCT-18	01-JAN-50	EMERGENCY ELECTRICAL REPAIR- NARANJA	1 SET ASIDE CSBE	100 %	\$672	\$0	\$5,520
RPQ NO. 34811	08-NOV-18	01-JAN-50	EMERGENCY ELECTRICAL REPAIR- MOODY VILLAGE	1 SET ASIDE CSBE	100 %	\$4,400	\$0	\$672
REGULATORY AND ECONOMIC RESOURCES				1 SET ASIDE CSBE	100 %			\$4,400
RPQ NO. 03398-609	17-OCT-18		DEMOLITION OF STRUCTURE LOCATED AT 10180 W FERN ST			\$9,318	\$0	\$931.8
RPQ NO. 03398-611	15-OCT-18		DEMOLITION OF STRUCTURE LOCATED AT 14508 LINCOLN BLVD 1	1 LEVEL 1 SET ASIDE CSBE	100 %	\$14,720	\$0	\$9,318
RPQ NO. 03398-612	19-OCT-18		DEMOLITION OF STRUCTURE LOCATED AT 14980 LEISURE DR	1 LEVEL 1 SET ASIDE CSBE	100 %	\$9,500	\$0	\$14,720
RPQ NO. 03398-613	11-OCT-18		DEMOLITION OF STRUCTURE LOCATED AT 2167 NW 60 ST	1 LEVEL 1 SET ASIDE CSBE	100 %	\$6,694	\$0	\$9,500



Sustainability, Planning and Economic Enhancement Department

Small Business Development Division

Project Review Summary

Project	Rcvd Date	RC Date	Title	Measure	Agmt Est Budget	Single Source Specialty \$	Est \$ Goal %	CSBE 10%
RPQ NO. 03398-614	11-OCT-18		DEMOLITION OF STRUCTURE LOCATED AT 3019 NW 45 ST	1 LEVEL 1 SET ASIDE CSBE	100 % \$5,776	\$0	\$6,694	\$577.6
RPQ NO. 03398-617	09-OCT-18		DEMOLITION OF STRUCTURE LOCATED AT 2285 NW 91 ST	1 LEVEL 1 SET ASIDE CSBE	100 % \$7,667	\$0	\$5,776	\$766.7
RPQ NO. 03398-618	12-OCT-18		DEMOLITION OF STRUCTURE LOCATED AT 2466 NW 66 ST	1 LEVEL 1 SET ASIDE CSBE	100 % \$13,320	\$0	\$7,667	\$1,332
RPQ NO. 03398-619	12-OCT-18		DEMOLITION OF STRUCTURE LOCATED AT 2951 NW 43 TER	1 LEVEL 1 SET ASIDE CSBE	100 % \$11,423	\$0	\$13,320	\$1,142.3
RPQ NO. 03398-620	25-OCT-18		DEMOLITION OF STRUCTURE LOCATED AT 9300 SW 152 ST A.K.A. PALMETTO GOLF COURSE	1 LEVEL 1 SET ASIDE CSBE	100 % \$3,350	\$0	\$11,423	\$335
RPQ NO. 03398-624	31-OCT-18	01-JAN-50	DEMOLITION OF STRUCTURE LOCATED AT 2957 NW 45 ST	1 LEVEL 1 SET ASIDE CSBE	100 % \$6,809	\$0	\$3,350	\$680.9
RPQ NO. 03398-625	07-NOV-18	01-JAN-50	DEMOLITION OF STRUCTURE LOCATED AT 6542 SW 148 AVE	1 LEVEL 1 SET ASIDE CSBE	100 % \$9,304	\$0	\$6,809	\$930.4
SEAPORT				1 LEVEL 1 SET ASIDE CSBE	100 %		\$9,304	
RPQ NO. 2015-020.12-R	29-OCT-18		CRUISE TERMINAL E NEW CANOPY ENTRANCE		\$88,570	\$0		\$8,857
RPQ NO. E2018-024	15-OCT-18		EMERGENCY WATER LINE REPAIR	1 LEVEL 1 SET ASIDE CSBE	\$9,000	\$0	\$0	\$900
RPQ NO. E2018-029	17-OCT-18		1435 N. CRUISE BLVD, MIAMI, FL 33132 (WATERSIDE)	1 LEVEL 1 SET ASIDE CSBE	100 % \$238,864	\$0	\$9,000	\$23,886.4
RPQ NO. M2018-035	16-NOV-18		CRUISE TERMINALS D AND E EPOXY FLOORING REPAIRS	1 LEVEL 1 SET ASIDE CSBE	100 % \$7,370	\$0	\$238,864	\$737
RPQ NO. M2018-040	31-OCT-18		ADMINISTRATION BUILDING 1040 - ROOF REPAIRS	1 LEVEL 1 SET ASIDE CSBE	\$3,161	\$0	\$0	\$316.1
RPQ NO. M2019-005	22-OCT-18		WATERLINE REPAIRS – WATER BAY 103	1 LEVEL 1 SET ASIDE CSBE	100 % \$8,400	\$0	\$3,161	\$840
SOLID WASTE MANAGEMENT				1 LEVEL 1 SET ASIDE CSBE	100 %		\$8,400	
RPQ NO. 18E006	17-OCT-18		EMERGENCY ELECTRICAL REPAIR		\$5,839	\$0		\$583.9



Sustainability, Planning and Economic Enhancement Department

Small Business Development Division

Project Review Summary

Project	Rcvd Date	RC Date	Title	Measure	Agmt Est Budget	Single Source Specialty \$	Est \$ Goal %	CSBE 10%
EUREKA TRASH RECYCLE CENTER								
RPQ NO. 18W011	09-NOV-18	01-JAN-50	WEST TRANFER STATION EMERGENCY LEAK REPAIR	1 LEVEL 1 SET ASIDE CSBE	100 %	\$2,604	\$5,839	\$260.4
				1 SET ASIDE CSBE	100 %		\$2,604	
TRANSPORTATION AND PUBLIC WORKS								
RPQ NO. 20180205	29-OCT-18		PTP PAVEMENT MARKINGS INSTALLATION		\$277,609	\$0		\$27,760.9
RPQ NO. 20180206	29-OCT-18		PAVEMENT MARKINGS INSTALLATION	1 LEVEL 3 SET ASIDE CSBE		\$221,429	\$0	\$22,142.9
RPQ NO. 20180251	15-NOV-18		VENETIAN BRIDGE BICYCLE IMPROVEMENT	1 LEVEL 3 SET ASIDE CSBE		\$275,192	\$0	\$0
RPQ NO. 20180252	20-NOV-18		ROADWAY RESURFACING CONTRACT	1 NO MEASURE	\$2,103,756	\$0	\$0	\$0
RPQ NO. 20180253	20-NOV-18		ROADWAY RESURFACING C ONTRACT	1 TRADE SET ASIDE	\$2,103,756	\$0	\$0	\$0
RPQ NO. 357842	17-OCT-18		GOVERNMENT CENTER FENCING	1 TRADE SET ASIDE	\$28,572	\$0	\$0	\$2,857.2
RPQ NO. 369746	22-OCT-18		EMERGENCY SERVICES TO REPAIR/REPLACE DAMAGED GREEN PERIMETER FENCE ALONG US 1	1 LEVEL 1 SET ASIDE CSBE	100 %	\$1,740	\$28,572	\$174
RPQ NO. 371950	23-OCT-18		EMERGENCY REPAIR OF BROKEN WINDOW PANE AT WLF TRACK AND GUIDEWAY OFFICES	1 LEVEL 1 SET ASIDE CSBE	100 %	\$865	\$1,740	\$86.5
RPQ NO. 372099	17-OCT-18		EMERGENCY REPAIR / REPLACEMENT OF CHAIN LINK FENCE ON TRANSIT PROPERTY AT NW 11 TERRACE AND 3RD AVE	1 LEVEL 1 SET ASIDE CSBE	100 %	\$4,100	\$865	\$410
RPQ NO. 372454	25-OCT-18		EMERGENCY REPAIR/REPLACEMENT OF PERIMETER FENCE AT CORAL WAY BUS PARKING LOT	1 LEVEL 1 SET ASIDE CSBE	100 %	\$9,500	\$4,100	\$950
RPQ NO. 372732	17-OCT-18		EMERGENCY SERVICE REPAIR OF DAMAGED CONCRETE AT SIDEWALK AND BUSWAY AT NORTHSIDE STATION	1 LEVEL 1 SET ASIDE CSBE	100 %	\$9,500	\$9,500	\$950
RPQ NO. 372804	17-OCT-18		EMERGENCY SERVICES TO REPAIR/REPLACEMENT DAMAGED	1 LEVEL 1 SET ASIDE CSBE	100 %	\$7,500	\$9,500	\$750



Sustainability, Planning and Economic Enhancement Department

Small Business Development Division

Project Review Summary

Project	Rcvd Date	RC Date	Title	Measure	Agmt Est Budget	Single Source Specialty \$	Est \$ Goal %	CSBE 10%
			FENCE ON TRANSIT PROPERTY LOT AT 72 AVE AND 74 ST					
RPQ NO. 372976	17-OCT-18		1 EMERGENCY SERVICE REPAIR OF DAMAGED PARKING LOT LIGHTING CIRCUITS CENTRAL ADMINISTRAT	LEVEL 1 SET ASIDE CSBE	100 % \$20,700	\$0	\$7,500	\$2,070
RPQ NO. 374043	17-OCT-18		1 EMERGENCY REPAIR OF DAMAGED TILES AT SOUTH MIAMI STATION	LEVEL 1 SET ASIDE CSBE	100 % \$6,150	\$0	\$20,700	\$615
RPQ NO. 374046	18-OCT-18		1 EMERGENCY REPAIR OF DAMAGED TILES AT VIZCAYA STATION	LEVEL 1 SET ASIDE CSBE	100 % \$3,965	\$0	\$6,150	\$396.5
RPQ NO. 374326	17-OCT-18		1 EMERGENCY SERVICES TO REPAIR VANDALIZED ELECTRICAL SERVICE METER CAN AT THE BUSWAY ALONG THE US1	LEVEL 1 SET ASIDE CSBE	100 % \$5,200	\$0	\$3,965	\$520
RPQ NO. 375762	17-OCT-18		1 EMERGENCY SERVICES TO REPAIR/REPLACEMENT DAMAGED FENCE UNDERNEATH THE METRO MOVER LINE BETWEEN COLLEGE BAYSIDE AND FIRST STREET METRO MOVER STATIONS	LEVEL 1 SET ASIDE CSBE	100 % \$3,100	\$0	\$5,200	\$310
RPQ NO. 377165	18-OCT-18		1 EMERGENCY SERVICES FOR REPAIR AND REPLACEMENT DAMAGED PEDESTRIAN FENCING AT DOUGLAS ROAD STATION	LEVEL 1 SET ASIDE CSBE	100 % \$3,900	\$0	\$3,100	\$390
RPQ NO. 377304	18-OCT-18		1 EMERGENCY SERVICES TO REPLACE BROKEN GLASS AT DADELAND SOUTH SUPERVISOR BOOTH	SET ASIDE CSBE	100 % \$586	\$0	\$3,900	\$58.6
RPQ NO. 378204	18-OCT-18		1 EMERGENCY SERVICES REPAIR/REPLACEMENT DAMAGED GREEN PICKET FENCE COCONUT GROVE STATION ALONG US 1	LEVEL 1 SET ASIDE CSBE	100 % \$1,800	\$0	\$586	\$180
RPQ NO. 378311	25-OCT-18		1 EMERGENCY SERVICES REPAIR REPLACEMENT OF THE PERIMETER CHAIN LINK FENCE AT OMNI TPSS	LEVEL 1 SET ASIDE CSBE	100 % \$3,590	\$0	\$1,800	\$359
RPQ NO. 378388	18-OCT-18		1 EMERGENCY SERVICES REP OR REPL OF CHAIN LINK FENCE ALONG THE PARKING LOT AT COCONUT GROVE	LEVEL 1 SET ASIDE CSBE	100 % \$1,880	\$0	\$3,590	\$188



Sustainability, Planning and Economic Enhancement Department

Small Business Development Division

Project Review Summary

Project	Rcvd Date	RC Date	Title	Measure	Agmt Est Budget	Single Source Specialty \$	Est \$ Goal %	CSBE 10%
			STA					
RPQ NO. 380827	14-NOV-18		HURRICANE IRMA RELATED REPAIRS AT THE TRI-RAIL STATION CEILING SLATS AND LIGHTING PROJECT	1 LEVEL 1 SET ASIDE CSBE	100 % \$60,000	\$0	\$1,880	\$0
RPQ NO. 381029	26-OCT-18		EMERGENCY SERVICE TO REPAIR POTHOLES AT DPM MAINTENANCE PARKING LOT	1 NO MEASURE	\$8,472	\$0	\$0	\$847.2
RPQ NO. 382258	26-OCT-18		EMERGENCY SERVICES TO REPAIR OR REPLACEMENT DAMAGED FENCE ALONG 160TH AND BUSWAY	1 LEVEL 1 SET ASIDE CSBE	100 % \$9,280	\$0	\$8,472	\$928
RPQ NO. 382865	18-OCT-18		EMERGENCY STRUCTURAL REPAIRS TO BUILDING	1 LEVEL 1 SET ASIDE CSBE	100 % \$50,000	\$0	\$9,280	\$5,000
RPQ NO. 383151	11-OCT-18	01-JAN-50	EMERGENCY SERVICES TO REPAIR DAMAGED FENCE AT US 1 AND DOUGLAS ROAD.	1 NO MEASURE CSBE	\$1,160	\$0	\$0	\$116
RPQ NO. 383152	16-OCT-18	01-JAN-50	EMERGENCY SERVICE TO REPAIR DAMAGED FENCE ALONG NW 11TH TERRACE	1 SET ASIDE CSBE	100 % \$4,275	\$0	\$1,160	\$427.5
RPQ NO. 383153	11-OCT-18	01-JAN-50	EMERGENCY SERVICE TO REPLACE DAMAGED FENCE AT US 1 AND 24TH AVE	1 SET ASIDE CSBE	100 % \$3,180	\$0	\$4,275	\$318
RPQ NO. 383756	16-OCT-18	01-JAN-50	EMERGENCY SERVICES FOR INSTALLATION OF A SECURITY FENCE AT FIRST STREET MOVER	1 SET ASIDE CSBE	100 % \$7,100	\$0	\$3,180	\$710
RPQ NO. 384235	02-NOV-18	01-JAN-50	EMERGENCY REPAIR OF BROKEN GLASS PANELS AT NE BUS FACILITIES.	1 SET ASIDE CSBE	100 % \$2,900	\$0	\$7,100	\$0
RPQ NO. 384338	08-NOV-18	01-JAN-50	EMERGENCY SERVICES TO REPAIR DAMAGED/INOPERABLE CHAIN LINK ROLLING GATE AT NE BUS FACILITY	1 NO MEASURE	\$9,700	\$0	\$0	\$970
RPQ NO. 384446	22-OCT-18	01-JAN-50	EMERGENCY SERVICES TO REPLACE ELECTRICAL PANEL AT HIALEAH METRORAIL STATION	1 SET ASIDE CSBE	100 % \$5,700	\$0	\$9,700	\$570
				1 SET ASIDE CSBE	100 %		\$5,700	



Sustainability, Planning and Economic Enhancement Department

Small Business Development Division

Project Review Summary

Project	Rcvd Date	RC Date	Title	Measure	Agmt Est Budget	Single Source Specialty \$	Est \$ Goal %	CSBE 10%
RPQ NO. 384450	23-OCT-18	01-JAN-50	EMERGENCY SERVICES TO REPAIR/REPLACEMENT OF DAMAGED FENCE AT CORAL WAY BUS FACILIY		\$2,449	\$0		\$244.9
				1 SET ASIDE CSBE			\$2,449	
RPQ NO. 384675	02-NOV-18	01-JAN-50	EMERGENCY REPAIR OF BROKEN GLASS WINDOW AT WLF TRACK AND GUIDEWAY OFFICES		\$910	\$0		\$91
				1 SET ASIDE CSBE			\$910	
RPQ NO. 384851-R	27-NOV-18	01-JAN-50	EMERGENCY SERVICES REPAIR OR REPLACEMENT OF DAMAGED METRO MOVER FENCING FREEDOM TOWER STATION		\$7,965	\$0		\$796.5
				1 SET ASIDE CSBE			\$7,965	
RPQ NO. 384852	20-NOV-18	01-JAN-50	EMERGENCY SERVICES REPAIR OR REPLACEMENT OF CHAIN LINK FENCE ALONG NW 27TH AND 41ST		\$3,350	\$0		\$335
				1 SET ASIDE CSBE			\$3,350	
RPQ NO. 385039	02-NOV-18	01-JAN-50	EMERGENCY REPAIR OF BROKEN CURVED PLEXIGLASS PANEL AT BRICKELL MOVER STATION / CANOPY		\$1,360	\$0		\$136
				1 SET ASIDE CSBE			\$1,360	
RPQ NO. 385119	06-NOV-18	01-JAN-50	EMERGENCY SERVICES TO REPAIR DAMAGED FENCE AT NW 27TH AVE 78 ST		\$3,700	\$0		\$370
				1 SET ASIDE CSBE			\$3,700	
RPQ NO. 386069	28-NOV-18	01-JAN-50	EMERGENCY SERVICES TO REPAIR OR REPLACEMENT DAMAGED PERIMETER FENCE AT TRANSIT PROPERTY 72ND AVENUE		\$2,969	\$0		\$296.9
				1 SET ASIDE CSBE			\$2,969	
RPQ NO. 386452	26-NOV-18	01-JAN-50	EMERGENCY SERVICES TO REPAIR DAMAGED SIDEWALK AT NW 6 STREET SIDE HISTORIC OVERTOWN LYRIC THEATRE METRORAIL STATION		\$6,350	\$0		\$635
				1 SET ASIDE CSBE			\$6,350	
RQMT18000045	02-OCT-18		EMERGENCY RESPONSE PREQUAL FOR STREET LIGHTING/TRAFFIC SIGNALIZATION/GROUND MOUNTED		\$8,500,000	\$0		\$850,000
				1 NO MEASURE CSBE			\$0	
WATER AND SEWER 188519	26-NOV-18		CD2.07(3) PLANT 1 CLARIFIER 3		\$1,190,000	\$0		\$0
				1 NO MEASURE			\$0	
DB18-WASD-02 (BUILD)	09-OCT-18		CONSTRUCTION OF SOUTH AND CENTRAL DISTRICT WASTEWATER TREATMENT PLANTS SLUDGE THICKENING AND DEWATERING		\$149,189,713	\$0		\$14,918,971.3



Sustainability, Planning and Economic Enhancement Department

Small Business Development Division

Project Review Summary

Project	Rcvd Date	RC Date	Title	Measure	Agmt Est Budget	Single Source Specialty \$	Est \$ Goal %	CSBE 10%
			BUILDINGS					
				1 GOAL SBE 2 %			\$2,983,794.26	
				1 GOAL CSBE 9.43 %			\$14,068,589.94	
RFP NO. 189719	30-NOV-18		SDWWTP OXYGENATION BASIN NO. 4 REHABILITATION CONSENT DECREE PROJECT 1.03(1) PCTS NO. 13176		\$1,310,059	\$0		\$131,005.9
				1 NO MEASURE CSBE			\$0	
RPQ NO. P0218	15-OCT-18		EMERGENCY REPAIRS TO TWO SEGMENTS OF 96INCH PCCP		\$295,000	\$0		\$29,500
				1 LEVEL 1 SET ASIDE CSBE 100 %			\$295,000	
RPQ NO. P0219	09-OCT-18		EMERGENCY NW 207 STREET TURNPIKE WATER MAIN CROSSING		\$680,000	\$0		\$0
				1 NO MEASURE			\$0	
RPQ NO. T2357R	18-OCT-18		1 YR COUNTYWIDE CONTRACT FOR RESTORATION OF CONCRETE METER SLABS SIDEWALKS CURBS AND GUTTERS		\$368,500	\$0		\$36,850
				1 LEVEL 3 SET ASIDE CSBE 100 %			\$368,500	
RPQ NO. T2379-2ND	17-OCT-18		INSTALLATION OF 8-INCH D.I. WATER MAINS BETWEEN SW 152ND AVE AND SW 157TH AVE AND BETWEEN SW 288 ST		\$2,626,844	\$0		\$262,684.4
				1 LEVEL 2 SET ASIDE CSBE 100 %			\$2,626,844	
RPQ NO. T2444HI	17-OCT-18		PS NO. 230 IRMA FENCE REPAIR		\$5,000	\$0		\$500
				1 LEVEL 1 SET ASIDE CSBE 100 %			\$5,000	
RPQ NO. T2451A	15-OCT-18		ROOFING OF SUB-STATIONS AND UNOX BUILDINGS - SDWWTP		\$101,000	\$0		\$10,100
				1 LEVEL 3 SET ASIDE CSBE 100 %			\$101,000	
RPQ NO. T2452HI	19-OCT-18		PS 27 FENCE REPAIR		\$1,570	\$0		\$157
				1 LEVEL 1 SET ASIDE CSBE 100 %			\$1,570	
RPQ NO. T2456HI	19-OCT-18		HURRICANE IRMA FENCE REPAIRS		\$23,890	\$0		\$2,389
				1 LEVEL 1 SET ASIDE CSBE 100 %			\$23,890	
RPQ NO. T2458	17-OCT-18		A/C DUCT DEMOLITION AT PUMP STATION 1310		\$3,750	\$0		\$375
				1 LEVEL 1 SET ASIDE CSBE 100 %			\$3,750	
RPQ NO. T2463HI	23-OCT-18		HURRICANE IRMA FENCE REPAIRS		\$11,700	\$0		\$1,170
				1 LEVEL 1 SET ASIDE CSBE 100 %			\$11,700	
RPQ NO. T2465	23-OCT-18		REMOVAL AND REPLACEMENT OF 6 FT FENCE AND ALUM GATE REPAIR - CDWWT VK		\$18,390	\$0		\$1,839
				1 LEVEL 1 SET ASIDE CSBE 100 %			\$18,390	
RPQ NO. T2467	23-OCT-18		INTERAMA MAINTENANCE STORES A/C AND MAIN SWITCHGEAR		\$29,761	\$0		\$2,976.1



Sustainability, Planning and Economic Enhancement Department

Small Business Development Division

Project Review Summary

Project	Rcvd Date	RC Date	Title	Measure	Agmt Est Budget	Single Source Specialty \$	Est \$ Goal %	CSBE 10%
RPQ NO. T2469	23-OCT-18		URGENT GATE REPAIR AT VACANT LOT	1 LEVEL 1 SET ASIDE CSBE	100 %	\$1,900	\$29,761	\$190
RPQ NO. T2471HI	15-OCT-18		PUMP STATION FENCE REPAIRS FROM HURRICANE IRMA	1 LEVEL 1 SET ASIDE CSBE	100 %	\$15,850	\$1,900	\$1,585
RPQ NO. T2473	15-OCT-18		VK 02 PLANT GATE	1 LEVEL 1 SET ASIDE CSBE	100 %	\$6,000	\$15,850	\$600
RPQ NO. T2480	15-OCT-18		PS NO. 1 GATE REPAIR	1 LEVEL 1 SET ASIDE CSBE	100 %	\$960	\$6,000	\$96
RPQ NO. T2485	17-OCT-18		EMERGENCY WORK FOR ROADWAY RESTORATION WORK AT NW 41 ST BETWEEN NW 115 AVE AND FLA. TURNPIKE	1 LEVEL 1 SET ASIDE CSBE	100 %	\$420,000	\$960	\$42,000
RPQ NO. T2487	15-OCT-18		PERIMETER FENCE REPAIRS AT PRESTON	1 LEVEL 1 SET ASIDE CSBE	100 %	\$10,100	\$420,000	\$1,010
RPQ NO. T2490	17-OCT-18		SMH FENCE REPAIR	1 LEVEL 1 SET ASIDE CSBE	100 %	\$2,980	\$10,100	\$298
RPQ NO. T2492	15-OCT-18		LIME PLANT GATE REPAIR	1 LEVEL 1 SET ASIDE CSBE	100 %	\$2,860	\$2,980	\$286
RPQ NO. T2504	15-OCT-18		HIALEAH GATE DAMAGED BY ACCIDENT	1 LEVEL 1 SET ASIDE CSBE	100 %	\$11,280	\$2,860	\$1,128
RPQ NO. T2507	25-OCT-18		LIME PLANT ELECTRICAL GATE REPAIR	1 LEVEL 1 SET ASIDE CSBE	100 %	\$1,800	\$11,280	\$180
RPQ NO. T2512	18-OCT-18	01-JAN-50	PUMP STATION FENCE REPAIRS	1 LEVEL 1 SET ASIDE CSBE	100 %	\$4,200	\$1,800	\$420
RPQ NO. T2514	19-OCT-18	01-JAN-50	FENCE AND GATE REPAIRS AT THE NEW FACILITY OLF-52	1 LEVEL 1 SET ASIDE CSBE	100 %	\$22,000	\$4,200	\$2,200
RPQ NO. T2517	23-OCT-18	01-JAN-50	NEW FENCE INSTALL AT HIALEAH	1 LEVEL 1 SET ASIDE CSBE	100 %	\$2,800	\$22,000	\$280
RPQ NO. T2521	06-NOV-18	01-JAN-50	INTERAMA ASPHALT PROJECT	1 LEVEL 1 SET ASIDE CSBE	100 %	\$45,804	\$2,800	\$4,580.4
RPQ NO. T2524	13-NOV-18	01-JAN-50	GATE AND FENCE REPAIR AT WWL	1 LEVEL 1 SET ASIDE CSBE	100 %	\$1,600	\$45,804	\$160
RPQ NO. T2526	14-NOV-18	01-JAN-50	MIAMI SPRINGS SLUDGE LAGOON GATE	1 LEVEL 1 SET ASIDE CSBE	100 %	\$5,001	\$1,600	\$500.1



Sustainability, Planning and Economic Enhancement Department
Small Business Development Division

Project Review Summary

Project	Rcvd Date	RC Date	Title	Measure	Agmt Est Budget	Single Source Specialty \$	Est \$ Goal %	CSBE 10%
				1	LEVEL 1 SET ASIDE CSBE	100 %	\$5,001	
RPQ NO. T2527	26-NOV-18	01-JAN-50	REPAIR DAMAGED FENCE PS 387		\$1,600	\$0		\$160
				1	LEVEL 1 SET ASIDE CSBE	100 %	\$1,600	
CONSTRUCTION (417 detail records)					\$204,514,691	\$0	\$30,853,043.88	\$17,737,540.9
					% Goal Assigned:	15.09%		
					\$204,514,691	\$0	\$30,853,043.88	\$17,737,540.9



Sustainability, Planning and Economic Enhancement Department
Small Business Development Division

Project Review Summary

Project	Rcvd Date	RC Date	Title	Measure	Agmt Est Budget	Single Source Specialty \$	Est \$ Goal %	CSBE 10%
---------	--------------	------------	-------	---------	--------------------	-------------------------------	------------------	-------------

This report doesn't include projects with DBE programs

Total Number of Projects: 417

% Goal Assigned: 15.09%

<u>Measures</u>	<u>Total Count</u>	<u>Total Amount</u>
GOAL	2	\$152,451,706
LEVEL 1 SET ASIDE	302	\$7,779,148
LEVEL 2 SET ASIDE	2	\$2,820,144
LEVEL 3 SET ASIDE	23	\$3,554,925
NO MEASURE	27	\$18,306,874
SET ASIDE	48	\$1,256,572
TRADE SET ASIDE	13	\$18,345,322

Report Criteria: Project Received Date Between October 1, 2018 and November 30, 2018
Project Type: CONSTRUCTION-EXPEDITE, CONSTRUCTION

Search Criteria Dept: **ALL** Type: **7040** Start Date: **10/1/2018** End Date: **11/30/2018**



**INTERNAL SERVICE DEPARTMENT
CAPITAL IMPROVEMENTS INFORMATION SYSTEM**

**MCC Out For Bids
Thursday, December 06, 2018**

Contracts out for bids from 10/1/2018 to 11/30/2018

MCC No	Project Name	Est Amt	Bid Due Date	Insurance Approval Date	Bidders Add Date	PreBid Meeting Date
<u>AV: 7040-10164771</u>	Miscellaneous Roof Maintenance Service Contract	\$4,500,000	11/27/2018		10/19/2018	10/29/2018
<u>AV: 7040-10165663</u>	Flamingo Garage Interior Painting	\$2,400,000	1/3/2019		11/21/2018	12/6/2018
<u>AV: 7040-MDADHVACA-010</u>	MDAD/MCC 7040 Work Order-Based Program- Emergency/Priority Maintenance Construct	\$200,000	10/29/2018		10/4/2018	10/17/2018
<u>AV: 7040-MDADHVACA-011</u>	MDAD/MCC 7040 Work Order-Based Program- Emergency/Priority Maintenance Construct	\$200,000	10/29/2018		10/4/2018	10/17/2018
<u>AV: 7040-MDADHVACA-012</u>	MDAD/MCC 7040 Work Order-Based Program- Emergency/Priority Maintenance Construct	\$200,000	10/29/2018		10/4/2018	10/17/2018
<u>AV: 7040-MDADPW-017</u>	MDAD/MCC Work Order-Based Program-Emergency/Priority Maintenance Construction Se	\$200,000	12/5/2018		11/6/2018	11/15/2018
<u>AV: 7040-MDADPW-018</u>	MDAD/MCC Work Order-Based Program-Emergency/Priority Maintenance Construction Se	\$200,000	12/5/2018		11/6/2018	11/15/2018
AV Total: 7		\$7,900,000				
<u>CO: 7040-SA102418HAYLE</u>	Pauletta Hayle roofing and related repairs	\$15,000	11/20/2018		10/30/2018	11/13/2018
<u>CR: 7040-WDC - 54807</u>	WDC - Install Fence on Vacant Lots	\$27,300	11/9/2018	11/21/2018	10/17/2018	10/31/2018
<u>FR: 7040-MDFRD-553-VARPR</u>	MDFRD Stations 38 and 49 Drain Field Replacements	\$12,000	10/25/2018		10/12/2018	10/18/2018
<u>FR: 7040-MDFRD-572-TR-PL</u>	MDFR Training Replacement of Fiberglass Pool Tank	\$23,000	12/12/2018		11/21/2018	11/29/2018
<u>FR: 7040-MDFRD-570-32-ER</u>	EMERGENCY Roof Leak Repairs at Station 32	\$13,000	10/12/2018	10/23/2018	10/12/2018	
<u>FR: 7040-MDFRD-566-HAZ-C</u>	New Concrete Driveway Slab at MDFR Hazmat Warehouse	\$28,000	10/17/2018	10/24/2018	10/3/2018	10/10/2018
<u>FR: 7040-MDFRD-567-9-ER</u>	EMERGENCY Roof Leak Repair Station 9	\$9,500	9/27/2018		10/3/2018	
<u>FR: 7040-MDFRD-569-37-ER</u>	EMERGENCY Roof Leak Repairs at Station 37	\$9,500	10/11/2018	10/23/2018	10/12/2018	
<u>FR: 7040-MDFRD-568-56-ER</u>	EMERGENCY Roof Leak Repairs St. 56	\$9,800	10/2/2018		10/3/2018	
<u>FR: 7040-MDFRD-571-66-ER</u>	EMERGENCY Roof Leak Repairs ST 66	\$4,500	11/3/2018		11/6/2018	
FR Total: 8		\$109,300				
<u>HD: 7040-30426</u>	Emergency A/C Repair / Wynwood Homes - C	\$5,513	7/28/2018		10/15/2018	
<u>HD: 7040-31113</u>	Emergency Plumbing Repairs-Jollivette	\$13,320	8/7/2018		11/14/2018	
<u>HD: 7040-31598</u>	Emergency AC Repairs-Central AC for Annie Coleman	\$1,755	6/29/2018		11/2/2018	
<u>HD: 7040-31630</u>	Emergency Plumbing Repair-Broken Pipe / In-Cities - Wynwood	\$4,109	8/24/2018		11/14/2018	
<u>HD: 7040-31975</u>	General Building Repair / Mailboxes / Emmer Turnkey	\$3,000	10/10/2018		10/1/2018	10/5/2018
<u>HD: 7040-31975-R</u>	General Building Repair / Mailboxes / Emmer Turnkey	\$3,000	10/17/2018		10/11/2018	10/15/2018
<u>HD: 7040-32170</u>	Emergency Door Repairs / Annie Coleman-Ward Towers 2200-Scattered Sites A	\$14,883	7/17/2018		10/31/2018	
<u>HD: 7040-32397</u>	Mold Testing- In-Cities	\$1,785	8/24/2018		10/17/2018	
<u>HD: 7040-32537</u>	Emergency Roofing Repairs for Annie Coleman - Ward Towers 2200	\$12,440	7/19/2018		10/31/2018	
<u>HD: 7040-32603</u>	Lemon City	\$9,411	7/3/2018		10/19/2018	
<u>HD: 7040-32784</u>	Plumbing emergency	\$4,691	9/18/2018	12/4/2018	11/14/2018	
<u>HD: 7040-32880</u>	METAL DOOR REPLACEMENT	\$3,353	9/5/2018		11/1/2018	
<u>HD: 7040-32922</u>	Emergency Plumbing Repairs for Edison Park-Family	\$1,800	9/14/2018		11/1/2018	
<u>HD: 7040-33040</u>	JOE MORETTI - MYER CENTER	\$5,250	8/21/2018		10/19/2018	
<u>HD: 7040-33093</u>	Emergency Electrical Repair-Victory Homes	\$1,950	9/27/2018		11/13/2018	
<u>HD: 7040-33138</u>	Homestead Gardens - Emergency Lighting	\$22,894	8/10/2018		11/16/2018	8/9/2018
<u>HD: 7040-33597</u>	Emergency Plumbing Repairs for Florida City-Family	\$7,510	8/9/2018		11/2/2018	
<u>HD: 7040-33699</u>	THREE ROUND TOWERS	\$14,366	10/31/2017		11/8/2018	
<u>HD: 7040-33758</u>	GWEN CHERRY 13	\$3,200	9/27/2018		11/28/2018	
<u>HD: 7040-33804</u>	Harry Cain Tower	\$193	11/21/2017		11/27/2018	
<u>HD: 7040-33815</u>	Mailbox Repair/Replacement Rainbow Village	\$2,000	11/13/2018		11/1/2018	11/7/2018
<u>HD: 7040-33887</u>	ABE ARRONOVITZ - EMERGENCY WINDOW REPAIRS	\$6,050	6/4/2018		11/8/2018	5/24/2018
<u>HD: 7040-33991</u>	Roof Repair Site 210	\$3,000	11/15/2018		11/1/2018	11/13/2018
<u>HD: 7040-34105</u>	EMERGENCY ELECTRICAL REPAIRS	\$4,900	6/15/2018		11/16/2018	
<u>HD: 7040-34331</u>	Edison Courts	\$666	12/23/2017	12/4/2018	11/6/2018	
<u>HD: 7040-34461</u>	SITE 140 CENTRAL AC REPAIRS	\$20,780	10/2/2018		11/8/2018	
<u>HD: 7040-34518</u>	SITE 120 WINDOW REPAIRS	\$2,750	9/18/2018		11/16/2018	
<u>HD: 7040-34556</u>	NEW HAVEN GARDENS	\$1,942	11/7/2018		11/13/2018	
<u>HD: 7040-34638</u>	Jose Marti Plaza Mold Remediation	\$5,520	11/2/2018		11/27/2018	
<u>HD: 7040-34644</u>	Emergency Electrical Meter Repair- Naranja	\$672	10/22/2018		11/30/2018	
<u>HD: 7040-34811</u>	Emergency Electrical Repair- Moody Village	\$4,400	11/9/2018		11/30/2018	
<u>HD: 7040-32797</u>	Robert King High Community Center	\$11,517	9/23/2018	10/11/2018	10/1/2018	
<u>HD: 7040-32193</u>	ROOFING EMERGENCY	\$580	9/12/2018	10/24/2018	10/10/2018	
<u>HD: 7040-32965</u>	Emergency Roof/Dry wall Repairs- Naranja	\$7,320	6/9/2018		10/9/2018	
<u>HD: 7040-27058</u>	Little River Plaza Electrical	\$10,800	5/18/2018	10/26/2018	10/10/2018	5/22/2018
<u>HD: 7040-28836</u>	Linette Monique McFarlane	\$2,700	6/30/2018		10/10/2018	
<u>HD: 7040-31210</u>	Robert King High Community Center	\$2,975	8/30/2018	11/2/2018	10/1/2018	
<u>HD: 7040-32388</u>	Electrical Emergency- Unit No Power	\$3,490	7/25/2018		10/16/2018	
<u>HD: 7040-32734</u>	PERRINE GARDENS	\$3,090	6/26/2018		10/19/2018	
<u>HD: 7040-33153</u>	Emergency Central A/C Coil Clean- Southridge II	\$1,363	10/5/2018		10/17/2018	
<u>HD: 7040-33579</u>	SITE 140 CENTRAL AC REPLACEMENT	\$9,600	10/2/2018		10/22/2018	

HD: 7040-33587	SITE 121 CENTRAL AC REPLACEMENT	\$17,568	10/1/2018	11/2/2018	10/19/2018
HD: 7040-32559	GWEN CHERRY SITE 14	\$12,007	9/8/2018		10/19/2018
HD: 7040-32996	EMERGENCY ELECTRICAL REPAIRS	\$1,972	9/13/2018		10/29/2018
HD: 7040-34373	Emergency Electrical Repairs-Annie Coleman / Parking Lot Lights / Dev 014	\$13,000	10/15/2018		11/15/2018
HD: 7040-32974	PLUMBING REPAIR Site 140	\$370	9/12/2018		10/29/2018
HD: 7040-33148	Emergency Appliance Installation- Pine Island	\$670	9/30/2018	10/24/2018	10/10/2018
HD: 7040-33571	Palm Tower leaking pipe 950/210	\$5,225	10/16/2018	11/19/2018	10/24/2018
HD: 7040-33620	HARRY CAIN TOWER	\$2,015	6/13/2018		11/16/2018
HD: 7040-33806	Edison Court	\$282	9/23/2018		10/29/2018
HD: 7040-31180	Emergency Roofing Repairs - Site 250	\$8,035	6/21/2018		10/17/2018 6/18/2018
HD: 7040-30988	Emergency Electrical Repair-Buena Vista Homes	\$3,490	8/9/2018	12/4/2018	11/5/2018
HD: 7040-31237	Emergency Plumbing Repair-Edison Park	\$880	8/26/2018		11/5/2018
HD: 7040-31484	Emergency Plumbing Repair-Broken Pipe-Edison Courts	\$3,724	7/12/2018		11/14/2018
HD: 7040-32962	Emergency Roof Repair- Pine Island II	\$5,880	6/9/2018	12/3/2018	11/1/2018
HD: 7040-33070	LEMON CITY	\$694	9/14/2018	12/4/2018	11/2/2018
HD: 7040-33232	Emergency Roof Repair at Pine Island II	\$1,850	8/28/2018	12/4/2018	11/1/2018
HD: 7040-31064	Emergency Plumbing Repair-Jolivet	\$3,742	7/19/2018		11/5/2018
HD: 7040-31508	Emergency Electrical Repair-Claude Pepper	\$680	8/15/2018		11/5/2018 8/14/2018
HD: 7040-32146	Emergency Electrical Repairs for Annie Coleman	\$11,550	8/11/2018		10/29/2018
HD: 7040-33081	CULMER PLACE	\$4,790	9/17/2018		11/7/2018
HD: 7040-33443	Emergency Roof Repairs. Pine Island1	\$4,680	9/26/2018	12/4/2018	11/2/2018
HD: 7040-33659	KLINE NUNN	\$2,635	9/24/2018	12/4/2018	11/5/2018
HD: 7040-34586	LITTLE RIVER PLAZA	\$1,833	11/2/2018	12/4/2018	11/16/2018
HD Total: 64		\$348,106			
ID: 7040-S172939 - R1	NORTH SHORE LIBRARY STRUCTURAL COLUMN REPAIR	\$14,850	11/7/2018		10/29/2018 11/2/2018
ID: 7040-S190198	Childrens Courthouse Roof Drains Evaluation	\$2,000	12/3/2018		11/16/2018 11/28/2018
ID Total: 2		\$16,850			
LB: 7040-KN--002Flooring	Kendall Library -- Hard Flooring Demolition and Installation	\$75,000	10/22/2018		10/4/2018 10/15/2018
MT: 7040-20180205	PTP Pavement Markings Installation	\$277,609	11/14/2018		10/10/2018 10/30/2018
MT: 7040-20180206	Pavement Markings Installation	\$221,429	11/21/2018		10/10/2018 10/30/2018
MT: 7040-20180216	Drainage Improvements Project Multiple Sites	\$631,599	12/12/2018		11/7/2018 11/15/2018
MT: 7040-383153	Emergency service to replace damaged fence at US 1 and 24th Ave	\$3,180	10/12/2018		10/16/2018 10/12/2018
MT: 7040-383756	Emergency services for installation of a security fence at First Street Mover	\$7,100	10/17/2018		10/22/2018 10/17/2018
MT: 7040-384338	Emergency services to repair damaged/inoperable chain link rolling gate at NE Bu	\$9,700	11/9/2018		11/19/2018 11/9/2018
MT: 7040-384446	Emergency services to replace electrical panel at Hialeah Metrorail Station	\$5,700	10/23/2018		11/13/2018 10/23/2018
MT: 7040-384450	Emergency services to repair/replacement of damaged fence at Coral Way Bus Facil	\$2,449	10/25/2018		10/30/2018 10/24/2018
MT: 7040-384851-R	Emergency services repair or replacement of Damaged Metro Mover Fencing Freedom	\$7,965	11/28/2018		11/29/2018 11/27/2018
MT: 7040-384852	Emergency services repair or replacement of chain link fence along NW 27th and	\$3,350	11/23/2018		11/28/2018 11/21/2018
MT: 7040-385119	Emergency services to repair damaged fence at NW 27th AVE 78 St	\$3,700	11/7/2018		11/9/2018 11/7/2018
MT: 7040-386452	Emergency services to repair damaged sidewalk at NW 6 Street side Historic Overt	\$6,350	11/28/2018		11/29/2018 11/27/2018
MT: 7040-383151	Emergency services to repair damaged fence at US 1 and Douglas Road.	\$1,160	10/12/2018		10/16/2018 10/12/2018
MT: 7040-383152	Emergency service to repair damaged fence along NW 11th Terrace	\$4,275	10/17/2018		10/22/2018 10/17/2018
MT Total: 14		\$1,185,566			
PE: 7040-03398-623	Demolition of Structure located at 2151 NW 46 ST	\$10,152	10/30/2018		10/23/2018 10/26/2018
PE: 7040-03398-624	Demolition of Structure located at 2957 NW 45 ST	\$6,809	11/9/2018		11/1/2018 11/7/2018
PE: 7040-03398-625	Demolition of Structure located at 6542 SW 148 AVE	\$9,304	11/19/2018		11/8/2018 11/15/2018
PE Total: 3		\$26,265			
PR: 7040-186190	Multiple Parks South of Tamiami Trail - Roofing Maintenance	\$95,000	11/28/2018		11/6/2018 11/14/2018
PR: 7040-186191	Multiple Parks North of Tamiami Trail - Roofing Maintenance	\$95,000	11/28/2018		11/6/2018 11/14/2018
PR: 7040-191364	Multiple Parks South of Tamiami Trail - Walkway Repairs	\$95,000	11/9/2018	12/4/2018	10/30/2018 11/5/2018
PR: 7040-191365	Multiple Parks North of Tamiami Trail - Walkway Repairs	\$95,000	11/9/2018	12/4/2018	10/30/2018 11/5/2018
PR: 7040-194032	Greynolds Park - Boathouse Roofing	\$70,000	12/11/2018		11/29/2018
PR: 7040-402202-15-001	Tropical Park - Sewer Connection	\$193,300	11/9/2018		10/3/2018 10/12/2018
PR: 7040-501604-17-001-A	Briar Bay Linear Park Improvements	\$175,000	3/22/2018		11/1/2018 3/9/2018
PR: 7040-590300-13-001	Kings Meadow Park - Basketball / Walkways / Lighting and Parking Lot	\$580,000	11/16/2018		10/17/2018 11/1/2018
PR: 7040-E193587	Trail Glades Range Clubhouse Roofing Repairs	\$39,600	11/6/2018		11/9/2018
PR: 7040-189999	Gwen Cherry and Eureka Park - Fencing	\$24,200	11/2/2018	11/21/2018	10/15/2018 10/22/2018
PR Total: 10		\$1,462,100			
SP: 7040-2015-020.12-R	Cruise Terminal E New Canopy Entrance	\$88,570	11/9/2018		10/29/2018 11/2/2018
SP: 7040-M2018-035	Cruise Terminals D and E Epoxy Flooring Repairs	\$7,370	11/27/2018		11/13/2018 11/20/2018
SP: 7040-M2018-040	Administration Building 1040 - Roof Repairs	\$3,161	11/13/2018		10/31/2018 11/8/2018
SP: 7040-M2019-005	Waterline Repairs - Water Bay 103	\$8,400	11/1/2018		10/23/2018 10/29/2018
SP Total: 4		\$107,502			
SW: 7040-18C005	Scale Access Control Gates - Central Transfer Station	\$47,058	11/2/2018	12/6/2018	10/2/2018 10/11/2018
SW: 7040-18W011	West Tranfer Station Emergency Leak Repair	\$2,604	11/12/2018		11/14/2018
SW Total: 2		\$49,662			

WS: 7040-T2255R	CDWWTP Building Improvements Consent Decree Projects 2.02	\$700,246 1/8/2019	11/19/2018 12/7/2018
WS: 7040-T2502	UPGRADE OF SEWAGE PUMP STATION NO. 1065	\$406,030 11/6/2018	10/10/2018 10/16/2018
WS: 7040-T2506	Upgrade of Sewage Pump Station No. 0215	\$513,785 11/20/2018	10/9/2018 10/16/2018
WS: 7040-T2508R	Fresh Air Duct System at Pump Station 1310	\$10,500 12/5/2018	11/8/2018 11/29/2018
WS: 7040-T2510	UPGRADE OF SEWAGE PUMP STATION NO. 0173	\$839,525 12/3/2018	10/24/2018 11/1/2018
WS: 7040-T2515	Replace Carrier 12.5 Ton Split System	\$16,000 12/5/2018	10/24/2018 11/29/2018
WS: 7040-T2518	Upgrade of Sewage Pump Station No.1022 and Installation of 10-Inch Force Main	\$832,902 1/7/2019	11/16/2018 12/4/2018
WS: 7040-T2519	Replace 1 Trane 20 Tons Water Cool unit and 1 Protec Cooling Tower	\$22,500 11/13/2018	11/1/2018 11/8/2018
WS: 7040-T2521	Interama Asphalt Project	\$45,804 11/22/2018	11/7/2018 11/15/2018
WS: 7040-T2523	Upgrade of Pump Station No. 1008	\$750,000 1/3/2019	11/20/2018 12/6/2018
WS: 7040-T2525	Proposed Sewage Pump Station No. D2-D-2	\$656,735 1/3/2019	11/27/2018 12/11/2018
WS: 7040-T2507	LIME PLANT ELECTRICAL GATE REPAIR	\$1,500 10/5/2018	10/3/2018 10/4/2018
WS: 7040-T2512	PUMP STATION FENCE REPAIRS	\$4,200 10/24/2018	10/18/2018 10/22/2018
WS: 7040-T2517	NEW FENCE INSTALL AT HIALEAH	\$2,800 10/30/2018 11/7/2018	10/24/2018 10/25/2018
WS: 7040-T2514	FENCE AND GATE REPAIRS AT THE NEW FACILITY OLF-52	\$22,000 10/30/2018 11/6/2018	10/23/2018 10/25/2018
WS: 7040-T2526	MIAMI SPRINGS SLUDGE LAGOON GATE	\$5,001 11/19/2018 11/26/2018	11/14/2018 11/16/2018
WS: 7040-T2524	GATE AND FENCE REPAIR AT WWL	\$1,600 11/16/2018	11/13/2018 11/14/2018
WS: 7040-T2527	REPAIR DAMAGED FENCE PS 3 87	\$1,600 11/29/2018 12/3/2019	11/26/2018 11/28/2018
WS Total: 18		\$4,832,728	

Totals: 135

\$16,155,377

Exit

Date Last Edited : 04/01/2011 -10:58:43

**Internal Services Department
Small Business Development
Project Review & Analysis
October 2018 – November 2018**

		Total for Period	
		YTD Total	
Activity #	Bonding Assistance	10/01/18- 11/30/18	10/01/18- 11/30/18
1	Firms Assisted with Bonding Needs	5	5
2	Bond Application Received	2	2
3	Bonding Applications Approved	2	2
4	Bond Applications Denied	0	0
5	Value of Approved Bond Applications	\$1,400,000	\$1,400,000
Financial Assistance			
1	Firms Assisted with Loan Needs	5	5
2	Loan Application Received **	4	4
3	Loan Applications Approved	1	1
4	Loan Application Denied	0	0
5	Value of Approved Loan Applications	\$160,000	\$160,000

Bonding 1 African-American, 1 Hispanic

Race/Ethnicity (Surety Company: FSB Agency)

Loan Program 1 Hispanic

Race Ethnicity

Contracts outreach for bonding and financial assistance-

MCC 7040

MCC 7040 Plan - CICC 7040-0/07 - RPQ: T2255R
MCC 7040 Plan – CICC 7040-0/07 RPQ 10165663
MCC 7040 Plan – CICC 7040-0/07 RPQ: TGK-BT-53218

MCC 7360

Miami-Dade County
SBE – Construction Applicable Projects
 October 1, 2018 – November 30, 2018

AWARDED CONTRACTS

There were 25 projects approved for award totaling \$29,623,789.98.

AWARDED CONTRACTS AVAILABLE FOR SMALL BUSINESS PARTICIPATION

There were 20 projects approved for award totaling \$24,398,585.81.

- Of the \$24 million, 10 projects have SBE – Construction measures totaling \$3,633,676.24 or 14.89%
 - \$970,223.55 as Prime (set-asides)
 - \$2,663,452.69 as subcontractors (goals)
- SBE – Construction firms were awarded 7 open market (non-set-aside) projects totaling \$2,851,895.61.
- **Of the projects awarded during this period, SBE-Construction firms are participating as Prime and/or subcontractors (with or without measures) for a dollar value of \$6,485,571.85 or 26.58%.**

SBE-Construction Contracted breakdown by Race/Ethnicity/Gender Status

	SBE- Construction/ Black – Male	SBE-Construction/ Hispanic – Male	SBE-Construction/ Female	SBE-Construction Other	Total SBE- Construction
SET- ASIDE	\$0	\$947,294	\$22,930	\$0	\$970,224
GOALS	\$0	\$766,445	\$458,936	\$1,663,970	\$2,889,351
TOTAL MEASURES	\$0	\$1,713,739	\$481,866	\$1,663,970	\$3,859,575
OPEN MARKET	\$9,750	\$2,365,136	\$12,000	\$465,010	\$2,851,896
TOTAL	\$9,750	\$4,078,875	\$493,866	\$2,128,980	\$6,711,741

7040 MISCELLANEOUS SBE-CONSTRUCTION CONTRACTS

- There were 117 projects approved for award totaling \$13,224,834.

7040 Breakdown by Race/Ethnicity/Gender Status

	SBE- Construction/ Black - Male	SBE-Construction/ Hispanic - Male	SBE-Construction/ Female	SBE-Construction Other	Total SBE- Construction
TOTAL	\$1,054,310	\$9,286,703	\$2,770,847	\$112,974	\$13,224,834

Miami-Dade County SBE/Construction Program
Applicable Contracts
(October 1, 2018 - November 30, 2018)

Department	Project #	Project Title	Award Date	Prime	Subcontractors	Certifications	Owner Ethnicity/Gender	Measure	Measure Amount	Award Amount
COMMUNITY ACTION & HUMAN SERVICES	WAP-HVAC-100 (7360)	Weatherization Assistance Program (WAP)	11/16/2018	Done Wright A/C And Electric Service, Inc.		DBE, SBE-CON, SBE-G&S	Black - Male	No Measure Funding Source		\$9,750.00
	WAP 035 (7360)	Weatherization Assistance Program (WAP)	11/8/2018	Daycoven Constructions LLC				No Measure Insufficient Availability		\$41,639.40
FIRE DEPARTMENT	MDFRD-562-29-B (7360)	MDFR Sweetwater Fire Station 29	11/14/2018	G E C Associates, Inc.				No Measure Funding Source		\$4,810,037.00
INTERNAL SERVICES	E161392 (7360)	Miami Dade Police Department Training Bureau Damaged Sewer Line Replacement	11/9/2018	DACA Environmental, Inc.		DBE, SBE-CON	Hispanic - Female	No Measure Insufficient Availability		\$12,000.00
	E161854 (7360)	ISD/Elections - Four Metal Arm Gates at Parking Lot	10/24/2018	Aztec South, Inc.		SBE-CON, SBE-G&S	Hispanic - Female	Set Aside - 100% SBE-CON	\$22,930.00	\$22,930.00
PARKS, RECREATION AND OPEN SPACES	220901-13-004 (7360)	Greynolds Park - Bridges Culverts and Fresh Water Flow Restoration	11/1/2018	Stonehenge Construction, LLC			Hispanic - Male	Goal - 11.69% SBE-CON	\$50,701.55	\$433,717.30
					Star Paving Corporation	SBE-CON, SBE-G&S	Hispanic - Male	Goal - 11.69% SBE-CON	\$50,701.55	
	590501-15-001 (7360)	Forest Lakes - Landscaping and Playground	11/19/2018	H.G. Construction, Development And Investment, Inc.		DBE	Hispanic - Male	Goal - 9.56% SBE-CON	\$20,439.18	\$213,798.96
					D.W. Recreation Services, Inc.	SBE-CON, SBE-G&S	Caucasian - Female	Goal - 11.31% SBE-CON	\$24,180.66	
	HI - Z187010 (7360)	Hurricane Irma - Canopy Shade Repair	10/18/2018	Tadeos Engineering LLC				No Measure Funding Source		\$268,835.00
PUBLIC HEALTH TRUST	13-11538 EC-06 (1444612)	ACCE Elevator Renovations	11/9/2018	Solares Electrical Services, Inc.		DBE	Hispanic - Male	No Measure		\$55,994.64
	13-11538 MC-09A (1449735)	ET 6/AHU 176 Upgrades	11/20/2018	Comfort Tech Air Conditioning, Inc.		DBE	Hispanic - Female	Goal - 27.39% SBE-CON	\$86,218.43	\$314,780.68
					Brophy Associates, Inc DBA Direct Digital Concepts	SBE-CON, SBE-G&S	Hispanic - Male	Goal - 18.88% SBE-CON	\$59,430.59	
					Gomez Quality Insulation, Inc.	DBE, SBE-CON, SBE-G&S	Hispanic - Male	Goal - 8.51% SBE-CON	\$26,787.84	
	RFQ 18-16232-KG	East Tower 7 BMT Unit Renovation	11/15/2018	HCC Group LLC		SBE-CON	Hispanic - Male	Level 3 Set Aside - 100% SBE-CON	\$84,500.00	\$84,500.00
	RFQ 18-16119-KG	Campus Wide AHU Replacement	10/19/2018	Premier Air Conditioning & Refrigeration, Inc.		SBE-CON, SBE-G&S	Hispanic - Male	Set Aside - 100% SBE-CON	\$862,793.55	\$862,793.55

PUBLIC HOUSING AND COMMUNITY DEVELOPMENT	26221 (7360)	Medvin Apartments Emergency Demolition	10/2/2018	AFLC, Inc.		SBE-CON, SBE-G&S	Hispanic - Male	No Measure Funding Source		\$39,800.00
	27575 (7360)	Parkside I & II Stucco Repairs And Exterior Paint, Etc.	10/10/2018	Aarya Construction & Design, Inc.		SBE-CON	Asian - Male	No Measure Funding Source		\$465,010.00
	31592 (7360)	Emergency Electrical Repair- Exterior-Interior Lights-Gwen Cherry 13 and 14	11/7/2018	Electric Serna Contractor, Inc.		SBE-CON, SBE-G&S	Hispanic - Male	No Measure Funding Source		\$38,305.00
	32330 (7360)	Emergency AC Repairs-Central AC for Annie Coleman-Site 140 and Ward Towers-5301-Site 121	11/4/2018	Thevenin Enterprises, Inc.		DBE, SBE-CON, SBE-G&S	Hispanic - Male	No Measure Funding Source		\$29,030.61
	33879 (7360)	Mold Remediation at Palmetto Gardens	11/5/2018	Decon Environmental & Engineering, Inc.			Caucasian - Female	No Measure Funding Source		\$750.00
SEAPORT	H2018-014 (7360)	Cruise Terminals F and G Roof Canopy Repairs	10/1/2018	Paradise Awnings Corporation		DBE, SBE-CON, SBE-G&S	Hispanic - Male	No Measure Insufficient Availability		\$2,258,000.00
TRANSPORTATION AND PUBLIC WORKS	20180090 (7360)	William Powell Bridge Expansion Joint and Fender System Rehabilitation	10/4/2018	Lambert Bros., Inc.				Goal - 10.63% SBE-CON No Measure - SBE-G&S Insufficient Availability	\$483,921.67	\$4,552,414.58
					J. Mori Painting, Inc.	LDB, SBE-CON, SBE-G&S	Hispanic - Male	Goal - 4.25% SBE-CON	\$193,477.62	
					Lincoln Electrical Contractor, Inc.	LDB, SBE-CON, SBE-G&S	Other - Male	Goal - 1.71% SBE-CON	\$77,846.29	
					P & J Striping, Inc.	DBE, SBE-CON, SBE-G&S	Hispanic - Female	Goal - 9.55% SBE-CON	\$434,755.59	
	20180176 (7360)	Push Button- North Roadway Resurfacing Contract	10/25/2018	Weekley Asphalt Paving, Inc.				Trade Set Aside - SBE-CON		\$1,714,535.08
					Interstate Construction, LLC	SBE-CON	Hispanic - Female			
					P & J Striping, Inc.	DBE, SBE-CON, SBE-G&S	Hispanic - Female			
	20180177 (7360)	Push Button- South Roadway Resurfacing Contract	11/1/2018	Weekley Asphalt Paving, Inc.				Trade Set Aside - SBE-CON		\$1,666,507.51
					Interstate Construction, LLC	SBE-CON	Hispanic - Female			
					P & J Striping, Inc.	DBE, SBE-CON, SBE-G&S	Hispanic - Female			
	365027 (7360)	Hurricane Irma Related - Repair of Damaged Fence	11/28/2018	Techgroupone, Inc.			Hispanic - Male	No Measure Funding Source		\$96,332.17
	382865 (7360)	Emergency Structural Repairs to Building	10/3/2018	Ebsary Foundation Company			Caucasian - Male	No Measure Emergency		\$50,000.00

WATER AND SEWER	P0215 (7360)	One-Year County-Wide Contract for Rehabilitation of Sanitary Sewers by the Cured-In-Place Pipe Lining Method	10/1/2018	Envirowaste Services Group, Inc.			Hispanic - Male	No Measure Insufficient Availability		\$2,498,748.50
	S-882R	CD 1.02 Oxygen Production Upgrades	10/12/2018	Poole & Kent Company of Florida				Goal - 17.46% SBE-CON Goal - 4.8% SBE-G&S	\$2,022,171.86	\$9,084,330.00
					Corcel Corp.	DBE, SBE-G&S	Hispanic - Male	Goal - 4.8% SBE-G&S	\$436,047.84	
					Dade Electric Service, Inc.	SBE-CON, SBE-G&S	Caucasian - Male	Goal - 17.46% SBE-CON	\$1,586,124.02	

Contracts in grey shaded cells were not eligible for SBE measures due to the projects being emergencies or because of the funding source.

Miami-Dade County SBE/Construction Program
MCC7040 Contracts
(October 1, 2018 - November 30, 2018)

Department	Project #	Project Title	Award Date	Prime	Subcontractors	Certifications	Owner Ethnicity/Gender	Measure	Measure Amount	Award Amount
Aviation	MDADHVACA-010	Emergency/Priority Maintenance Construction Services	11/20/2018	Blizzard Air Conditioning LLC		ACDBE, DBE, SBE-CON, SBE-G&S	Hispanic-M	Level 3 Set Aside - SBE/Cons:100%	\$200,000	\$200,000
	MDADHVACA-011	Emergency/Priority Maintenance Construction Services	11/21/2018	Air At Your Door, Inc		SBE-CON, SBE-G&S	Hispanic-M	Level 3 Set Aside - SBE/Cons:100%	\$200,000	\$200,000
	MDADHVACA-012	Emergency/Priority Maintenance Construction Services	11/21/2018	Royal Cool Air Conditioning, Inc		SBE-CON	Hispanic-M	Level 3 Set Aside - SBE/Cons:100%	\$200,000	\$200,000
Corrections & Rehabilitation	RPQ NO. WDC - 54807	WDC - Install Fence On Vacant Lots	11/9/2018	Caridad Gomez D/B/A Gomez & Son Fence		DBE	Hispanic-F	Level 1 Set Aside - SBE/Cons: 100%	\$17,358	\$17,358
Fire Dept.	RPQ NO. MDFRD-553-VARPR	Mdfrr Stations 38 and 49 Drain Field Replacements	11/26/2018	United Underground Utility Corporation		DBE, SBE-CON, SBE-G&S	Hispanic-F	Level 1 Set Aside - SBE/Cons: 100%	\$22,000	\$22,000
	RPQ NO. MDFRD-566-HAZ-C	New Concrete Driveway Slab At Mdfrr Hazmat Warehouse	10/18/2018	Sagua Construction, Inc		SBE-CON	Hispanic-M	Level 1 Set Aside - SBE/Cons: 100%	\$24,585	\$24,585
	RPQ NO. MDFRD-567-9-ER	Emergency Roof Leak Repair Station 9	10/4/2018	Enforcer Roofing Corporation		LDB, SBE-CON, SBE-G&S	Hispanic-M	Level 1 Set Aside - SBE/Cons: 100%	\$9,500	\$9,500
	RPQ NO. MDFRD-568-56-ER	Emergency Roof Leak Repair Station 56	10/22/2018	Diaz & Russell Construction Company		LBD, SBE-CON, SBE-G&S	Hispanic-M	Set Aside- SBE/Cons: 100%	\$10,749	\$10,749
	RPQ NO. MDFRD-569-37-ER	Emergency Roof Leak Repairs at Station 37	10/15/2018	Enforcer Roofing Corporation		LDB, SBE-CON, SBE-G&S	Hispanic-M	Set Aside- SBE/Cons: 100%	\$9,500	\$9,500
	RPQ NO. MDFRD-570-32-ER	Emergency Roof Leak Repairs at Station 32	10/15/2018	Conwell & Associates Consulting Company		DBE, SBE-CON, SBE-G&S	Black-M	Level 1 Set Aside - SBE/Cons: 100%	\$12,825	\$12,825
Internal Services	RPQ NO. S172939	North Shore Library Structural Column	11/13/2018	Smart House solutions, Inc		LDB, SBE-CON, SBE-G&S	Hispanic-M	Level 1 Set Aside - SBE/Cons: 100%	\$19,200	\$19,200
Library	RPQ NO. KN--001	Kendall - Library Pressure Cleaning and Exterior Painitng	10/3/2018	Cobra Painting Company		DBE, SBE-CON, SBE-G&S	Hispanic-M	Level 1 Set Aside - SBE/Cons: 100%	\$14,850	\$14,850
	RPQ NO. KN--002Flooring	Kendall Library - Hard Flooring Demolition and Installation	10/23/2018	Commercial Interior Contractors Corp		SBE-CON, SBE-G&S	Hispanic-F	Level 3 Set Aside - SBE/Cons:100%	\$32,558.24	\$32,558.24

Parks, Recreation and Open Spaces	RPQ NO. 164068-A	Tamiami Park - Miracle League Replacement Field	10/24/2018	Quality Construction Performance, Inc		DBE, SBE-CON, SBE-G&S	Hispanic-M	Level 3 Set Aside - SBE/Cons:100%	\$272,500	\$272,500
	RPQ NO. 189999	Gwen Cherry and Eureka Park - Fencing	11/9/2018	Golden Fence Company, Inc		DBE, SBE-CON, SBE-G&S	Hispanic-F	Level 1 Set Aside - SBE/Cons: 100%	\$30,200	\$30,200
	RPQ NO. 191364	Multiple Parks South of Tamiami Trail - Walkway Repairs	11/21/2018	Shasa Engineering Corp		LDB, SBE-CON, SBE-G&S	Hispanic-M	Level 1 Set Aside - SBE/Cons: 100%	\$95,000	\$95,000
	RPQ NO. 191365	Multiple Parks North of Tamiami Trail - Walkway Repairs	11/21/2018	Shasa Engineering Corp		LDB, SBE-CON, SBE-G&S	Hispanic-M	Level 1 Set Aside - SBE/Cons: 100%	\$95,000	\$95,000
	RPQ NO. 402202-15-001	Tropical Park - Sewer Connection	11/26/2018	Top Crafts Inc		DBE, SBE-CON, SBE-G&S	Hispanic-M	Level 1 Set Aside - SBE/Cons: 100%	\$186,090	\$186,090
	RPQ NO. 403101-14-002	Kendall Indian Hammocks Park - Haven Addition Site Stabilization	10/30/2018	Sagua Construction, Inc		SBE/Cons	Hispanic-M	Level 2 Set Aside - SBE/Cons: 100%	\$123,800	\$123,800
	RPQ NO. 501604-17-001-A	Briar Bay Linear Park Improvements	11/1/2018	RJ Spencer Construction LLC DBA RJS Construction		DBE, LDB, SBE-CON, SBE-G&S	Black-M	Level 1 Set Aside - SBE/Cons: 100%	\$164,350	\$164,350
	RPQ NO. 503002-17-001	Colonial Drive Park - Fitness Court	10/24/2018	Leadex Corporation		DBE, SBE-CON, SBE-G&S	Hispanic-M	Level 1 Set Aside - SBE/Cons: 100%	\$123,484	\$123,484
	RPQ NO. DO-Foun-1	Doral Park Fountain Repairs for Special Assessment District	10/4/2018	Tcs Contracting Corp		SBE-CON, SBE-G&S	Caucasian-M	Level 1 Set Aside - SBE/Cons: 100%	\$98,700	\$98,700
	RPQ NO. Z188021	Zoo Miami Amazon and Beyond Carpentry Repairs	10/16/2018	Servilacon Corp		LDB, SBE-CON, SBE-G&S	Hispanic-M	Level 1 Set Aside - SBE/Cons: 100%	\$73,217	\$73,217
Police	RPQ NO. PAINTPROJECTTB	Exterior Painting Projects At Training Bureau FY17/18	10/19/2018	Inclan Painting and Waterproofing, Corp D/B/A Inclan Construction		DBE, LDB, SBE-CON, SBE-G&S	Hispanic-M	Level 3 Set Aside - SBE/Cons:100%	\$54,700	\$54,700
Public Housing And Community Development	RPQ NO. 27058	Little River Plaza Electrical	10/16/2018	Electric Serna Contractor, Inc		SBE-CON, SBE-G&S	Hispanic-M	Set Aside-SBE/Cons: 100%	\$10,100	\$10,100
	RPQ NO. 28836	Linette Monique Mcfarlane	10/10/2018	Servilacon Corp		LDB, SBE-CON, SBE-G&S	Hispanic-M	Set Aside-SBE/Cons: 100%	\$2,700	\$2,700
	RPQ NO. 29377	Emergency Plumbing Repairs	10/10/2018	Regosa Engineering Services, Inc		SBE-CON, SBE-G&S	Hispanic-M	Set Aside-SBE/Cons: 100%	\$1,402.45	\$1,402.45
	RPQ NO. 29501	Emmer Turnkey - Plumbing Repairs	10/10/2018	Daca Environmental, Inc		DBE, SBE-CON	Hispanic-F	Level 1 Set Aside - SBE/Cons: 100%	\$1,600	\$1,600
	RPQ NO. 30426	Emergency A/C Repair/Wynwood Homes - C	10/15/2018	Done Wright A/C and Electric Service, Inc		DBE, SBE-CON, SBE-G&S	Black-M	Set Aside-SBE/Cons: 100%	\$5,512.86	\$5,512.86
	RPQ NO. 30988	Emergency Electrical Repair-Buena Vista Homes	11/5/2018	Done Wright A/C and Electric Service, Inc		DBE, SBE-CON, SBE-G&S	Black-M	Set Aside-SBE/Cons: 100%	\$3,490	\$3,490

	RPQ NO. 31061	Emergency Repairs To Chain Link Fence	10/31/2018	Aztec South, Inc		SBE-CON, SBE-G&S	Hispanic-F	Set Aside-SBE/Cons: 100%	\$2,185	\$2,185
	RPQ NO. 31064	Emergency Plumbing Repair-Jollivette	11/7/2018	Servilacon Corp		LDB, SBE-CON, SBE-G&S	Hispanic-M	Set Aside-SBE/Cons: 100%	\$3,741.80	\$3,741.80
	RPQ NO. 31113	Emergency Plumbing Repair-Jollivette	11/14/2018	Regosa Engineering Services, Inc		SBE-CON, SBE-G&S	Hispanic-M	Set Aside-SBE/Cons: 100%	\$13,320	\$13,320
	RPQ NO. 31180	Emergency Roofing Repairs - Site 250	10/17/2018	Aztec South, Inc		SBE-CON, SBE-G&S	Hispanic-F	Set Aside-SBE/Cons: 100%	\$8,035.00	\$8,035.00
	RPQ NO. 31210	Robert King High Community Center	10/1/2018	Miami Breaker Inc		SBE-CON, SBE-G&S	Hispanic-M	Set Aside-SBE/Cons: 100%	\$2,975	\$2,975
	RPQ NO. 31237	Emergency Plumbing Repair-Edison	11/7/2018	Servilacon Corp		LDB, SBE-CON, SBE-G&S	Hispanic-M	Set Aside-SBE/Cons: 100%	\$880	\$880
	RPQ NO. 31484	Emergency Plumbing Repair-Broken Pipe-Edison Courts	11/14/2018	Haber & Sons Plumbing, Inc		DBE, SBE-CON, SBE-G&S	Hispanic-M	Set Aside-SBE/Cons: 100%	\$3,723.50	\$3,723.50
	RPQ NO. 31508	Emergency Electrical Repair-Claude Pepper	11/7/2018	Aro Electrical Contractor, Inc		SBE-CON, SBE-G&S	Caucasian-M	Set Aside-SBE/Cons: 100%	\$680	\$680
	RPQ NO. 31598	Emergency Ac Repairs-Central Ac For Annie Coleman	11/4/2018	Thevenin Enterprises, Inc		DBE, SBE-CON, SBE-G&S	Hispanic-M	Set Aside-SBE/Cons: 100%	\$1,755	\$1,755
	RPQ NO. 31630	Emergency Plumbing Repair-Broken Pipe/In Cities - Wynwood	11/14/2018	Haber & Sons Plumbing, Inc		DBE, SBE-CON, SBE-G&S	Hispanic-M	Set Aside-SBE/Cons: 100%	\$4,108.50	\$4,108.50
	RPQ NO. 31864	Electrical Repairs At Annie Coleman-Dev Parking Lot Lights	4337400%	Allied Electrical Services		ACDBE, DBE, SBE-CON, SBE-G&S	Black-M	Level 1 Set Aside - SBE/Cons: 100%	\$1,800	\$1,800
	RPQ NO. 32146	Emergency Electrical Repairs For Annie Coleman	4340200%	Allied Electrical Services		ACDBE, DBE, LDB, SBE-CON, SBE-G&S	Black-M	Set Aside-SBE/Cons: 100%	\$11,550	\$11,550

	RPQ NO. 32170	Emergency Door Repairs/Annie Coleman-Ward Towers 2200-Scattered Sites A	10/31/2018	Smart House solutions, Inc		LDB, SBE-CON, SBE-G&S	Hispanic-M	Set Aside-SBE/Cons: 100%	\$14,883	\$14,883
	RPQ NO. 32193	Roofing Emergency	10/10/2018	Regosa Engineering Services, Inc		SBE-CON, SBE-G&S	Hispanic-M	Set Aside-SBE/Cons: 100%	\$580	\$580
	RPQ NO. 32232	Emergency Parking Lot Lights Wynwood Eledrly	10/1/2018	Thevenin Enterprises, Inc		DBE, SBE-CON, SBE-G&S	Hispanic-M	Set Aside-SBE/Cons: 100%	\$289.80	\$289.80
	RPQ NO. 32235	Electrical Repairs Site 140	10/10/2018	Done Wright A/C and Electric Service, Inc		DBE, SBE-CON, SBE-G&S	Black-M	Set Aside-SBE/Cons: 100%	\$6,480	\$6,480
	RPQ NO. 32261	Emergency Plumbing Repair	10/2/2018	Regosa Engineering Services, Inc		SBE-CON, SBE-G&S	Hispanic-M	Set Aside-SBE/Cons: 100%	\$2,999	\$2,999
	RPQ NO. 32314	Site 120 and 140 Plumbing Emergency by Haber and Sons	10/16/2018	Haber & Sons Plumbing, Inc		DBE, SBE-CON, SBE-G&S	Hispanic-M	Set Aside-SBE/Cons: 100%	\$3,493	\$3,493
	RPQ NO. 32388	Electrical Emergency - Unit No Power	10/16/2018	Done Wright A/C and Electric Service, Inc		DBE, SBE-CON, SBE-G&S	Black-M	Set Aside-SBE/Cons: 100%	\$3,490	\$3,490
	RPQ NO. 32397	Mold Testing-In-Cities	10/17/2018	Vinward Construction Corp		SBE-CON, SBE-G&S	Black-M	Set Aside-SBE/Cons: 100%	\$1,785	\$1,785
	RPQ NO. 32537	Emergency Roofing For Annie Coleman - Ward Towers 2200	10/31/2018	Smart House solutions, Inc		LDB, SBE- CON, SBE-G&S	Hispanic-M	Set Aside-SBE/Cons: 100%	\$12,440	\$12,440
	RPQ NO. 32548	Site 140 Electrical Repairs	10/16/2018	Thevenin Enterprises, Inc		DBE, SBE-CON, SBE-G&S	Hispanic-M	Set Aside-SBE/Cons: 100%	\$2,177.19	\$2,177.19
	RPQ NO. 32559	Gwen Cherry Site 14	10/19/2018	Haber & Sons Plumbing, Inc		DBE, SBE-CON, SBE-G&S	Hispanic-M	Set Aside-SBE/Cons: 100%	\$12,006.50	\$12,006.50
	RPQ NO. 32603	Lemon City	10/19/2018	Smart House solutions, Inc		LDB, SBE-CON, SBE-G&S	Hispanic-M	Set Aside-SBE/Cons: 100%	\$9,411	\$9,411

	RPQ NO. 32726	Emergency Central Ac Repairs	10/19/2018	Blizzard Air Conditioning LLC		ACDBE, DBE, SBE-CON, SBE-G&S	Hispanic-M	Set Aside-SBE/Cons: 100%	\$772.23	\$772.23
	RPQ NO. 32734	Perrine Gardens	10/20/2018	Regosa Engineering Services, Inc		SBE-CON, SBE-G&S	Hispanic-M	Set Aside-SBE/Cons: 100%	\$3,090.00	\$3,090.00
	RPQ NO. 32784	Plumbing Emergency	11/14/2018	Haber & Sons Plumbing, Inc		DBE, SBE-CON, SBE-G&S	Hispanic-M	Set Aside-SBE/Cons: 100%	\$4,691	\$4,691
	RPQ NO. 32797	Robert King High Community Center	10/1/2018	Haber & Sons Plumbing, Inc		DBE, SBE-CON, SBE-G&S	Hispanic-M	Level 1 Set Aside - SBE/Cons: 100%	\$11,517	\$11,517
	RPQ NO. 32880	Metal Door Replacement	11/5/2018	Smart House solutions, Inc		LDB, SBE-CON, SBE-G&S	Hispanic-M	Set Aside-SBE/Cons: 100%	\$3,353	\$3,353
	RPQ NO. 32922	Emergency Plumbing Repairs for Edison Park-Family	11/1/2018	Daca Environmental, Inc		DBE, SBE-CON	Hispanic-F	Set Aside-SBE/Cons: 100%	\$1,800	\$1,800
	RPQ NO. 32962	Emergency Roof Repair-Pine Island li	11/5/2018	Group II, Inc		DBE, SBE-CON, SBE-G&S	Hispanic-M	Set Aside-SBE/Cons: 100%	\$5,880	\$5,880
	RPQ NO. 32965	Emergency Roof/Dry Wall Repairs-Naranja	10/10/2018	Group II, Inc		DBE, SBE-CON, SBE-G&S	Hispanic-M	Set Aside-SBE/Cons: 100%	\$7,320	\$7,320
	RPQ NO. 32974	Plumbing Repair Site 140	10/31/2018	Servilacon Corp		LDB, SBE-CON, SBE-G&S	Hispanic-M	Set Aside-SBE/Cons: 100%	\$370	\$370
	RPQ NO. 32996	Emergency Electrical Repairs	10/31/2018	Q-T Electric, Inc		SBE-CON, SBE-G&S	Hispanic-M	Set Aside-SBE/Cons: 100%	\$1,971.61	\$1,971.61
	RPQ NO. 33070	Lemon City	11/5/2018	R & D Electric, Inc		DBE, SBE-CON, SBE-G&S	Hispanic-M	Set Aside-SBE/Cons: 100%	\$694.01	\$694.01
	RPQ NO. 33081	Culmer Place	11/16/2018	Regosa Engineering Services, Inc		SBE-CON, SBE-G&S	Hispanic-M	Set Aside-SBE/Cons: 100%	\$4,790	\$4,790
	RPQ NO. 33093	Emergency Electrical Repair-Victory Homes	11/13/2018	Allied Electrical Services		ACDBE, DBE, LDB, SBE-CON, SBE-G&S	Black-M	Set Aside-SBE/Cons: 100%	\$1,950	\$1,950
	RPQ NO. 33138	Homestead Gardens - Emergency	11/16/2018	Done Wright A/C and Electric Service, Inc		DBE, SBE-CON, SBE-G&S	Black-M	Set Aside-SBE/Cons: 100%	\$22,894.40	\$22,894.40
	RPQ NO. 33148	Emergency Appliance Installation-Pine Island	10/10/2018	Regosa Engineering Services, Inc		SBE-CON, SBE-G&S	Hispanic-M	Set Aside-SBE/Cons: 100%	\$670	\$670

	RPQ NO. 33153	Emergency Central A/C Coil Clean-Southridge li	10/18/2018	Blizzard Air Conditioning LLC		ACDBE, DBE, SBE-CON, SBE-G&S	Hispanic-M	Set Aside-SBE/Cons: 100%	\$1,362.50	\$1,362.50
	RPQ NO. 33228	Emergency Central Ac Repair/Replacement Rainbow Village	10/17/2018	Done Wright A/C and Electric Service, Inc		DBE, SBE-CON, SBE-G&S	Black-M	Set Aside-SBE/Cons: 100%	\$15,570.91	\$15,570.91
	RPQ NO. 33230	Emergency Central Ac Repair/Replacement	10/18/2018	Done Wright A/C and Electric Service, Inc		DBE, SBE-CON, SBE-G&S	Black-M	Set Aside-SBE/Cons: 100%	\$5,177	\$5,177
	RPQ NO. 33232	Emergency Roof Repair at Pine Island	11/5/2018	Crisscross Concrete Cutting & Drilling, Inc		DBE, SBE-CON	Black-M	Set Aside-SBE/Cons: 100%	\$1,850	\$1,850
	RPQ NO. 33443	Emergency Roof Repairs. Pine Island1	11/5/2018	Group II, Inc		DBE, SBE-CON, SBE-G&S	Hispanic-M	Set Aside-SBE/Cons: 100%	\$4,680	\$4,680
	RPQ NO. 33571	Palm Tower Leaking Pipe 950/210	10/24/2018	Haber & Sons Plumbing, Inc		DBE, SBE-CON, SBE-G&S	Hispanic-M	Set Aside-SBE/Cons: 100%	\$5,225	\$5,225
	RPQ NO. 33579	Site 140 Central Ac Replacement	10/22/2018	Southern Comfort Solutions, Inc		SBE-CON	Hispanic-M	Set Aside-SBE/Cons: 100%	\$9,600	\$9,600
	RPQ NO. 33587	Site 121 Central Ac Replacement	10/22/2018	Air At Your Door, Inc		SBE-CON, SBE-G&S	Hispanic-M	Set Aside-SBE/Cons: 100%	\$17,568	\$17,568
	RPQ NO. 33597	Emergency Plumbing Repairs For Florida City-Family	11/21/2018	Daca Environmental, Inc		DBE, SBE-CON	Hispanic-F	Set Aside-SBE/Cons: 100%	\$7,510	\$7,510
	RPQ NO. 33620	Harry Cain Tower	11/16/2018	Blizzard Air Conditioning LLC		ACDBE, DBE, SBE-CON, SBE-G&S	Hispanic-M	Set Aside-SBE/Cons: 100%	\$2,015	\$2,015
	RPQ NO. 33699	Three Round Towers	11/9/2018	Daca Environmental, Inc		DBE, SBE-CON	Hispanic-F	Set Aside-SBE/Cons: 100%	\$14,366	\$14,366
	RPQ NO. 33758	Gwen Cherry 13	11/29/2018	Jazz Plumbing, Inc		SBE-CON, SBE-G&S	Hispanic-M	Set Aside-SBE/Cons: 100%	\$3,200	\$3,200
	RPQ NO. 33804	Harry Cain Tower	11/29/2018	Blizzard Air Conditioning LLC		ACDBE, DBE, SBE-CON, SBE-G&S	Hispanic-M	Set Aside-SBE/Cons: 100%	\$192.50	\$192.50
	RPQ NO. 33806	Edison Court	10/31/2018	Done Wright A/C and Electric Service, Inc		DBE, SBE-CON, SBE-G&S	Black-M	Set Aside-SBE/Cons: 100%	\$282	\$282
	RPQ NO. 34105	Emergency Electrical Repairs	11/29/2018	Allied Electrical Services, Inc		ACDBE, DBE, LDB, SBE-CON, SBE-G&S	Black-M	Set Aside-SBE/Cons: 100%	\$4,900	\$4,900
	RPQ NO. 34331	Edison Court	11/6/2018	Haber & Sons Plumbing, Inc		DBE, SBE-CON, SBE-G&S	Hispanic-M	Set Aside-SBE/Cons: 100%	\$665.50	\$665.50

	RPQ NO. 34373	Emergency Electrical Repairs- Annie Coleman/Parking Lot Lights/Dev 014	11/15/2018	Jador International Corporation		ACDBE, DBE, LDB, SBE- CON, SBE-G&S	Black-F	Set Aside-SBE/Cons: 100%	\$13,000	\$13,000
	RPQ NO. 34461	Site 140 Central Ac Repairs	11/9/2018	Blizzard Air Conditioning LLC		ACDBE, DBE, SBE-CON, SBE-G&S	Hispanic-M	Set Aside-SBE/Cons: 100%	\$20,780.13	\$20,780.13
	RPQ NO. 34556	New Haven Gardens	11/13/2018	Haber & Sons Plumbing, Inc		DBE, SBE-CON, SBE- G&S	Hispanic-M	Set Aside-SBE/Cons: 100%	\$1,941.50	\$1,941.50
	RPQ NO. 34586	Little River Plaza	11/16/2018	Diaz & Russell Construction Company		LDB, SBE-CON, SBE- G&S	Hispanic-M	Set Aside-SBE/Cons: 100%	\$1,832.80	\$1,832.80
REGULATORY AND ECONOMIC RESOURCES	RPQ NO. 03398-624	Demolition of Structure Located at 2957 NW 45 St.	11/14/2018	Absolute Demolition, Inc.		SBE-CON	Caucasian - F	Level 1 Set Aside - 100% SBE-CON	\$6,800.00	\$6,800.00
	RPQ No. 03398-625	Demolition of Structure Located at 6542 SW 148 Ave.	11/20/2018	Absolute Demolition, Inc.		SBE-CON	Caucasian - F	Level 1 Set Aside - 100% SBE-CON	\$9,304.00	\$9,304.00
SEAPORT	RPQ NO. M2018-040	Administration Building 1040 - Roof Repairs	11/27/2018	Smart House Solutions, Inc.		LDB, SBE-CON, SBE- G&S	Hispanic - M	Level 1 Set Aside - 100% SBE-CON	\$3,477.10	\$3,477.10
	RPQ NO. M2019-005	Waterline Repairs - Water Bay 103	11/2/2018	Regosa Engineering Services, Inc.		SBE-CON, SBE-G&S	Hispanic - M	Level 1 Set Aside - 100% SBE-CON	\$9,240.00	\$9,240.00
SOLID WASTE MANAGEMENT	RPQ NO. 18C005	Scale Access Control Gates - Central Transfer Station	11/26/2018	C.S.T. Electrical Contractors, Inc.		LDB, SBE-CON, SBE- G&S	Hispanic - M	Level 1 Set Aside - 100% SBE-CON	\$59,400.00	\$59,400.00
	RPQ NO. 18W011	West Transfer Station Emergency Leak Repair	11/14/2018	Haber & Sons Plumbing, Inc.		DBE, SBE-CON, SBE- G&S	Hispanic - M	Set Aside - 100% SBE-CON	\$2,603.60	\$2,603.60
TRANSPORTATION AND PUBLIC WORKS	RPQ NO. 20180178	Drainage Improvements Project	10/22/2018	Hartec Group, Inc.		DBE, SBE-CON, SBE- G&S	Black - M	Level 1 Set Aside - 100% SBE-CON	\$790,403.36	\$790,403.36
	RPQ NO. 380773	Acoustical Barrier Replacement - Phase 1	10/24/2018	Maytin Engineering Corp.		DBE, SBE-CON	Hispanic - M	Level 3 Set Aside - 100% SBE-CON	\$2,463,150.56	\$2,463,150.56
	RPQ NO. 383151	Emergency Services to Repair Damaged Fence at US 1 and Douglas Road	10/16/2018	Golden Fence Company, Inc.		DBE, SBE-CON, SBE- G&S	Hispanic - F	Set Aside - 100% SBE-CON	\$1,160.00	\$1,160.00
	RPQ NO. 383152	Emergency Service to Repair Damaged Fence Along NW 11th Terrace	10/22/2018	Aztec South, Inc.		SBE-CON, SBE-G&S	Hispanic - F	Set Aside - 100% SBE-CON	\$4,275.00	\$4,275.00
	RPQ NO. 383153	Emergency Service to Replace Damaged Fence at US 1 and 24th Ave.	10/16/2018	Fence Masters, Inc.		SBE-CON, SBE-G&S	Caucasian - M	Set Aside - 100% SBE-CON	\$3,180.00	\$3,180.00
	RPQ NO. 383756	Emergency Services for Installation of a Security Fence at First Street Mover	10/22/2018	Aztec South, Inc.		SBE-CON, SBE-G&S	Hispanic - F	Set Aside - 100% SBE-CON	\$7,100.00	\$7,100.00

	RPQ NO. 384338	Emergency Services to Repair Damaged /Inoperable Chain Link Rolling Gate at NE Bus Facility	11/19/2018	Aztec South, Inc.		SBE-CON, SBE-G&S	Hispanic - F	Set Aside - 100% SBE-CON	\$9,700.00	\$9,700.00
	RPQ NO. 384446	Emergency Services to Replace Electrical Panel at Hialeah Metrorail Station	11/15/2018	Miami Breaker Inc.		SBE-CON, SBE-G&S	Hispanic - M	Set Aside - 100% SBE-CON	\$5,700.00	\$5,700.00
	RPQ NO. 384450	Emergency Services to Repair/Replacement of Damaged Fence at Coral Way Bus Facility	10/31/2018	Fence Masters, Inc.		SBE-CON, SBE-G&S	Caucasian - M	Set Aside - 100% SBE-CON	\$2,449.00	\$2,449.00
	RPQ NO. 384851-R	Emergency Services Repair or Replacement of Damaged Metro Mover Fencing Freedom Tower Station	11/30/2018	Fence Masters, Inc.		SBE-CON, SBE-G&S	Caucasian - M	Set Aside - 100% SBE-CON	\$7,965.00	\$7,965.00
	RPQ NO. 384852	Emergency Services Repair or Replacement of Chain Link Fence Along NW 27th and 41st	11/28/2018	Aztec South, Inc.		SBE-CON, SBE-G&S	Hispanic - F	Set Aside - 100% SBE-CON	\$3,350.00	\$3,350.00
	RPQ NO. 385119	Emergency Services to Repair Damaged Fence at NW 27th Ave. 78 St.	11/9/2018	Aztec South, Inc.		SBE-CON, SBE-G&S	Hispanic - F	Set Aside - 100% SBE-CON	\$3,700.00	\$3,700.00
	RPQ NO. 386452	Emergency Services to Repair Damaged Sidewalk at NW 6 Street Side Historical Overtown Lyric Theatre Metrorail Station	11/30/2018	Atlas Concrete & Pavement, Inc.		DBE, SBE-CON, SBE-G&S	Hispanic - M	Set Aside - 100% SBE-CON	\$6,350.00	\$6,350.00
Water and Sewer	RPQ NO. T2439	Installation of Water Services For The Consumer Line Relocation Program Phase 2a	10/5/2018	Roadway Construction. LLC		SBE-CON	Hispanic-M	Level 2 Set Aside - SBE/Cons: 100%		\$2,609,438.57
	RPQ NO. T2484	NW 7th Avenue Wastewater Collection System Expansion	11/30/2018	Zahlene Enterprises Inc		LDB, SBE-CON	Hispanic-F	Level 2 Set Aside - SBE/Cons: 100%		\$2,526,901.43
	RPQ NO. T2489	Cd 4.09 Install of 8 In. N 12 In. D.I. Fm at Various Locations N Install D.I. Fm Sw 155st N 107 CT	11/9/2018	American Pipeline Construction, LLC		SBE-CON, DBE	Hispanic-M	Level 2 Set Aside - SBE/Cons: 100%		\$2,197,999.27
	RPQ NO. T2507	Lime Plant Electrical Gate Repair	10/5/2018	Golden Fence Company, Inc		DBE, SBE-CON, SBE-G&S	Hispanic-F	Level 1 Set Aside - SBE/Cons: 100%		\$1,800
	RPQ NO. T2512	Pump Station Fence Repairs	10/31/2018	Caridad Gomez D/B/A Gomez & Son Fence		DBE	Hispanic-F	Level 1 Set Aside - SBE/Cons: 100%		\$4,760
	RPQ NO. T2514	Fence and Gate Repairs at The New Facility Olf-52	10/31/2018	Golden Fence Company, Inc		DBE, SBE-CON, SBE-G&S	Hispanic-F	Level 1 Set Aside - SBE/Cons: 100%		\$27,335
	RPQ NO. T2517	New Fence Install At Hialeah	11/7/2018	Golden Fence Company, Inc		DBE, SBE-CON, SBE-G&S	Hispanic-F	Level 1 Set Aside - SBE/Cons: 100%		\$4,840
	RPQ NO. T2524	Gate and Fence Repair at Wwl	11/28/2018	Aztec South, Inc		SBE-CON, SBE-G&S	Hispanic-F	Level 1 Set Aside - SBE/Cons: 100%		\$2,230

[illegible]

PROJECTS- NO MEASURE		
Award Date Between October 1, 2017 and September 30, 2018		
Project #	Project Name	Contract Measure
AVIATION		
1	MDADGG-006-R (7360) 1	GLASS & GLAZING AT ALL OPERATED MDAD FACILITIES SERVICE CONTRACT
CORRECTIONS & REHABILITATION		
2	MA-50593 R (7360) 1	KITCHEN RESINOUS FLOORING
3	BW7514-15/24-9	450mhz Uhf Radio System (Upgrade/Replacement Project)
4	MDFRD-539-HQ-ER (7360)	Emergency Roof Repair At MDRF HQ-Hurricane Irma
5	MDFRD-542-USR-C (7360)	Canopy Replacement At MDRF HQ Usar - Hurricane Irma
6	MDFRD-545-HQ-ER (7360)	MDFRD HQ Emergency Roof Repairs- West Side
INTERNAL SERVICES		
7	E160851 (7360)	Childrens Courthouse Cracked Cast Iron Drainage Pipe
8	FB-00680	Access Control Point Barriers Maint and Repair
9	FB-00705	Golf Netting- Palmetto Golf -Hurricane Irma
10	FB-00717	Golf Netting- Crandon Golf -Hurricane Irma
11	FB-00816	Building Management System at TGK
12	H170049-G (7360)	Replacement of Loading Dock Gate at The Stephen P. Clark Center due to Hurricane Irma
13	H170140 (7360)	Repair Of Exterior Insulation For Roof Top Units
PARKS, RECREATION AND OPEN SPACES		
14	172248 (7360)	Marva Bannerman Park- Tennis Court Improvements
15	320802-12-001 (7360)	Pelican Island -Day Dock Replacement
16	592500-17-001 (7360)	Asian Elephant Caging
17	HI-173859 (7360)	Zoo Miami -Aviary Repairs Emergency
18	HI-174182 (7360)	Rickenbacker Causeway- Access Control Emergency
19	HI-173858 (7360)	Zoo Miami -Animal Containment Emergency
20	HI-176660 (7360)	Hurricane Irma- Multiple Parks Fencing Repairs- North
PUBLIC HEALTH TRUST		
21	13-11538 EC-06 (1232460)	IT/PBX RELOCATION
22	13-11538 EC-06 (1355969)	JSMC ER Wallmounts and Outlets
23	13-11538 EC-06 (1387381)	JSMC OR Isolated Panel Replacement
24	13-11538 EC (1408946)	Energy Center ATS ECDP Replacement
25	13-11538 EC (1410407)	NGP Light Pole Installation
26	13-11538 EC-06 (1410751)	Central 5 ATS
27	13-11538 GC-01C (1277436)	ET 6A PLAYROOM
28	13-11538 GC-01C (1339218)	JSMC Employee Courtyard
29	13-11538 MC-09A (1328981)	JNMC Pharmacy AHU Replacement
30	13-11538 MC-09A (138505)	AHU #18 Replacement
31	13-11538 MC-09A (1393213)	AHU 165 Replacement
PUBLIC HOUSING AND COMMUNITY DEVELOPMENT		
32	8303-245NSP1 (7360)	Emergency Plumbing Repair at Dwelling Structure 245 NW 22nd St
33	12938 (7360)	Arthur Mays Village Interior Courtyard Lighting
34	14204 (7360)	Emergency Electrical Repairs-Site 120/140
35	15086 (7360)	Fence and Gate Repairs to Various Sites for Reac
36	16308 (7360)	Tree and Debris Removal for Various Sites
37	16329 (7360)	Emergency Lot Paving at Ward Towers
38	16521 (7360)	Emergency General Building Rpairs/Shutters-Hurricane Irma/Site 250-Donn Gardens
39	16554 (7360)	Emergency General Building Rpairs/Shutters-Hurricane Irma/Site 250-Scattered Site 11-D
40	16678 (7360)	Little River Plaza
41	16711 (7360)	Annie Coleman Emergency Site Repairs
42	17055 (7360)	Palm Towers Mold Remediation
43	17211 (7360)	Emergency Roof and Other Water Intrusion Repairs due to Hurricane
44	17212 (7360)	Emergency Roofing Repairs at Gwen Cherry Site 291
45	17276 (7360)	Annie Coleman 5-15
46	17430 (7360)	South and North Region
47	17633-193REO (7360)	Repairs on Single Family Home- Brownsville Torando Project
48	17742 (7360)	Malcom Ross/Myers Center
49	17775 (7360)	Emergency Paving Repairs/Land Clearing for Hurricane Irma Annie Coleman 5-14
50	177946 (7360)	Emergency AC Repairs At Annie Coleman & Ward Towers
51	18418 (7360)	Emergency Land Clearing For Hurricane Irma at Three Round Towers
52	18474 (7360)	Emergency Land Clearing At Sites 250 & 260
53	19022 (7360)	Perrine Gardens Plumbing Emergency Repairs
54	20761- HD (7360)	Central A/C Work Orders Repairs-Annie Coleman/Ward Towers
55	20987 (7360)	Emergency Air Conditioning Repair Central AC for Annie Coleman
56	23164 97360)	Emergency Electrical Repairs
57	6143 (7360)	Public Housing and Community Development
58	7139 (7360)	Emergency Concrete Repairs at Naranja Site
REGULATORY AND ECONOMIC RESOURCES		
59	CCDR-17-01	Miami Dade County Secondary Canal And Culvert Cleaning Project
60	CCDR-17-02	Miami Dade County Secondary Canal And Culvert Cleaning Project
61	CCDR-17-03	Miami Dade County Secondary Canal And Culvert Cleaning Project
62	CCDR-17-04	Miami Dade County Secondary Canal And Culvert Cleaning Project
63	CCDR-17-05	Miami Dade County Secondary Canal And Culvert Cleaning Project
64	CCDR-17-06	Miami Dade County Secondary Canal And Culvert Cleaning Project
65	CCDR-17-07	Miami Dade County Secondary Canal And Culvert Cleaning Project
66	CCDR-17-08	Miami Dade County Secondary Canal And Culvert Cleaning Project
67	CCDR-17-09	Miami Dade County Secondary Canal And Culvert Cleaning Project
68	CCDR-17-10	Miami Dade County Secondary Canal And Culvert Cleaning Project

SEAPORT			
69	2010-051.07 (6277-0/12)	Cruise Terminal Temporary Seawall Repairs	NO MEASURE / INSUFFICIENT AVAILABILITY
70	2015-047 (7360)	Gantry Crane Rail Replacement And Repairs	NO MEASURE / FUNDING SOURCE
71	2017-034	SFCT-CARGO Yard Densification Ertgs Phase 1	NO MEASURE / FUNDING SOURCE
72	H2017-044 (7360)	Terminal H Tent Emergency Canopy Repairs	NO MEASURE / EMERGENCY
73	H2017-045-R (7360)	High-Mast Lights Replacement	NO MEASURE / FUNDING SOURCE
TRANSPORTATION AND PUBLIC WORKS			
74	20170179 (7360)	Sidewalks Improvements	NO MEASURE / INSUFFICIENT AVAILABILITY
75	20170195 (7360)	ADA Sidewalk Improvements	NO MEASURE / INSUFFICIENT AVAILABILITY
76	20180096 (7360)	Intersection Improvements Contract (Push Button-North)	NO MEASURE-SBE/GS TRADE SET ASIDE 2-SBE-CONS TRADE SET ASIDE 1- SBE/CONS INSUFFICIENT AVAILABILITY
77	20180097 (7360)	Intersection Improvements Contract (Push Button-South)	NO MEASURE-SBE/GS TRADE SET ASIDE 2-SBE-CONS TRADE SET ASIDE 1- SBE/CONS INSUFFICIENT AVAILABILITY
78	361606 (7360)	Hurricane Related Damages To The Metrorail Closed Circuit Television	NO MEASURE / INSUFFICIENT AVAILABILITY
79	362336 (7360)	Dadeland North Parking Garage Fire Suppression	NO MEASURE-SBE-CONS GOAL - SBE/GS 2% INSUFFICIENT AVAILABILITY
80	363536-1 (7360)	Traffic Signs and Signals Repairs- Hurricane Irma Emergency	NO MEASURE / EMERGENCY
81	363536-2 (7360)	Traffic Signs and Signals Repairs- Hurricane Irma Emergency	NO MEASURE / EMERGENCY
82	363536-3 (7360)	Traffic Signs and Signals Repairs- Hurricane Irma Emergency	NO MEASURE / EMERGENCY
83	363536-4 (7360)	Traffic Signs and Signals Repairs- Hurricane Irma Emergency	NO MEASURE / EMERGENCY
84	363536-5 (7360)	Traffic Signs and Signals Repairs- Hurricane Irma Emergency	NO MEASURE / EMERGENCY
85	363537 -1 (7360)	Traffic Signs and Signals Repairs- Hurricane Irma Emergency	NO MEASURE / EMERGENCY
86	363537-2 (7360)	Disaster Services for Traffic Control Signs- Hurricane Irma Emergency	NO MEASURE / EMERGENCY
87	363537-3 (7360)	Disaster Services for Traffic Control Signs- Hurricane Irma Emergency	NO MEASURE / EMERGENCY
88	363537-4 (7360)	Disaster Services for Traffic Control Signs- Hurricane Irma Emergency	NO MEASURE / EMERGENCY
WATER AND SEWER			
89	P0209 (7360)	Ocean Outfall Pipe Leak	NO MEASURE / EMERGENCY
90	P0208 (7360)	Emergency Repairs to Five Segments of 54 Inch Pccp Water Main on NW 57 Avenue Using Carbon Fiber Met	NO MEASURE / INSUFFICIENT AVAILABILITY
91	P0209 (7360)	Emergency Repair 96 Inch Pccp Raw Water Main NW 74st and Palmetto	NO MEASURE / EMERGENCY
92	P0212 (7360)	CDWWTP 90-INCH Ocean Outfall Permanent Repair Of the 90-Inch Valve Structure	NO MEASURE
93	P0214 (7360)	Emergency Repairs on 72 INCH Interceptor at Pump Station 2	NO MEASURE / EMERGENCY
94	RTQ-00566	Injection Wells Prequalification Pool	NO MEASURE / PRE QUALIFICATION
95	S-910	Rehabilitation of U.S.1 Crossing Gravity Sewer Lines at SW 98st and SW 88st. Using Trenchless Technology	NO MEASURE / INSUFFICIENT AVAILABILITY

Certification Type: SBE Constuction

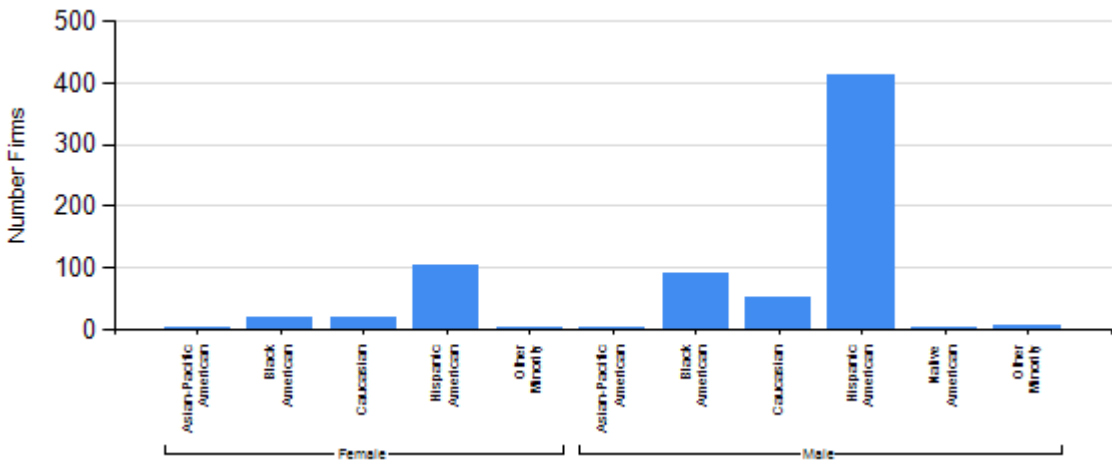
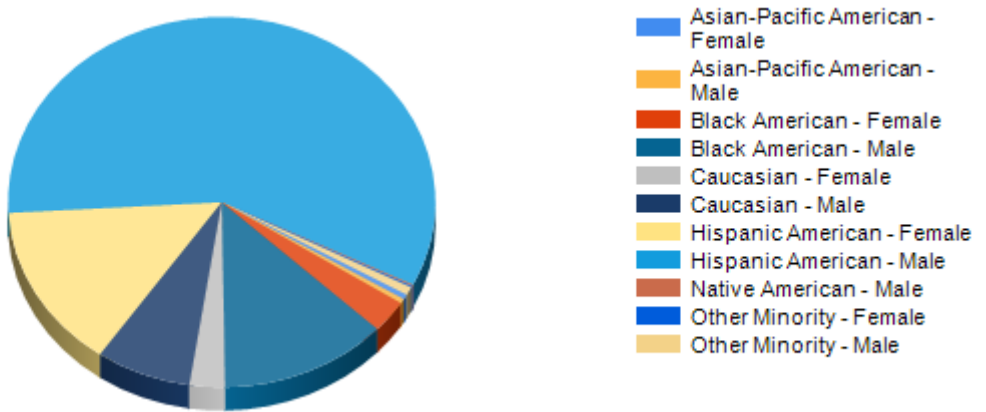
PERIOD: October 1, 2018 to November 30, 2018

		Total Amount	African American	Caucasian	Hispanic	Asian	Native American	Other	Female
1 2 3 4	Total Certified SBE-Con. as of 10/1/18	707	110	70	514	6	1	6	148
	Reviewed and Approved Applications (New, Annual Renewal, Recertification)	26							
	Graduated	4							
	Denied	0							
	Removed	28							

Note: The SBE program is race and gender neutral. This report is for informational purposes only.

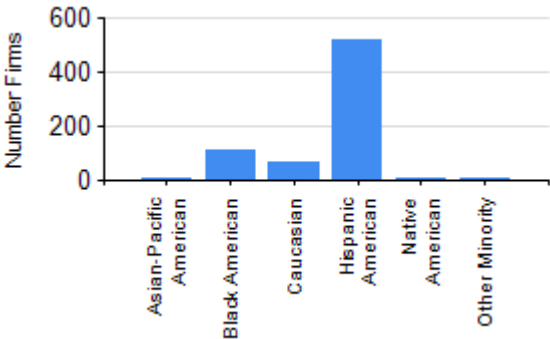
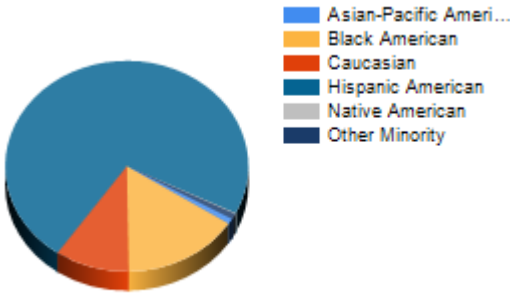
Ethnicity & Gender Summary

Ethnicity	Gender	Number Firms
Asian-Pacific American	Female	3
Asian-Pacific American	Male	3
Black American	Female	20
Black American	Male	90
Caucasian	Female	19
Caucasian	Male	51
Hispanic American	Female	102
Hispanic American	Male	412
Native American	Male	1
Other Minority	Female	1
Other Minority	Male	5
Total Firms		707



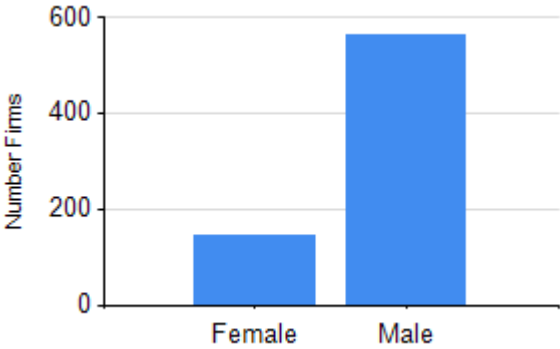
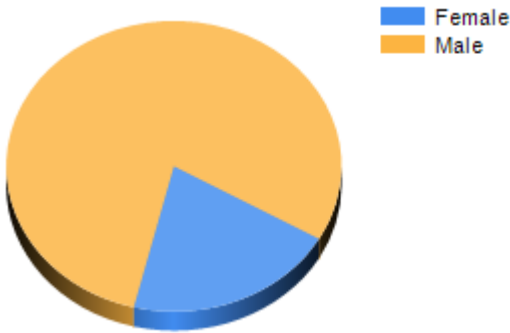
Ethnicity Summary

Ethnicity	Number Firms
Asian-Pacific American	6
Black American	110
Caucasian	70
Hispanic American	514
Native American	1
Other Minority	6
Total Firms	707



Gender Summary

Gender	Number Firms
Female	145
Male	562
Total Firms	707



Graduated Firms

Date: Oct 1 to Nov. 30, 2018

Business Name	Status	Date
Jasper Enterprises, Inc.	Graduated	11/6/2018
SOUTHERN UNDERGROUND INDUSTRIES, INC.	Graduated	10/9/2018
V Engineering & Consulting Corp.	Graduated	10/29/2018

Generated from the B2Gnow System.



MEMORANDUM

Amended
Agenda Item No. 11(A)(8)

TO: Honorable Chairman Dennis C. Moss
and Members, Board of County Commissioners

DATE: December 1, 2009

FROM: R. A. Cuevas, Jr.
County Attorney

SUBJECT: Resolution pertaining to Community
Small Business Development
Program; directing County Mayor
to include additional subcontractor
provisions in all future contracts,
where applicable unless waived by
Board of County Commissioners

Resolution No. R-1386-09

This item was amended at the Budget, Planning & Sustainability committee to change County Manager to Mayor or his designee.

The accompanying resolution was prepared and placed on the agenda at the request of Prime Sponsor Commissioner Barbara J. Jordan.

A handwritten signature in black ink, appearing to read "RAC", is written over a horizontal line.

R. A. Cuevas, Jr.
County Attorney

RAC/cp




MEMORANDUM

(Revised)

TO: Honorable Chairman Dennis C. Moss
and Members, Board of County Commissioners

DATE: December 1, 2009

FROM: 
R. A. Cuevas, Jr.
County Attorney

SUBJECT: Amended
Agenda Item No. 11(A)(8)

Please note any items checked.

- ☐ "3-Day Rule" for committees applicable if raised
- ☐ 6 weeks required between first reading and public hearing
- ☐ 4 weeks notification to municipal officials required prior to public hearing
- ☐ Decreases revenues or increases expenditures without balancing budget
- ☐ Budget required
- ☐ Statement of fiscal impact required
- ☐ Ordinance creating a new board requires detailed County Manager's report for public hearing
- ☐ No committee review
- ☐ Applicable legislation requires more than a majority vote (i.e., 2/3's ____, 3/5's ____, unanimous ____) to approve
- ☐ Current information regarding funding source, index code and available balance, and available capacity (if debt is contemplated) required

Approved _____ Mayor
Veto _____
Override _____

Amended
Agenda Item No. 11(A)(8)
12-1-09

RESOLUTION NO. R-1386-09

RESOLUTION PERTAINING TO COMMUNITY SMALL BUSINESS DEVELOPMENT PROGRAM; DIRECTING MAYOR OR HIS DESIGNEE TO INCLUDE ADDITIONAL SUBCONTRACTOR PROVISIONS IN ALL FUTURE CONTRACTS, WHERE APPLICABLE UNLESS WAIVED BY BOARD OF COUNTY COMMISSIONERS

WHEREAS, Miami-Dade County (the “County”) has a Community Small Business Enterprise (“CSBE”) program for construction related enterprises, including design-build firms, and firms providing trades and/or services for the completion of construction projects, as defined in Chapter 10 of the Code of Miami-Dade County, Fla. (the “Code”), which have an actual place of business in the County and whose three (3) year average annual gross revenues do not exceed specific dollar thresholds based upon the type of construction related services performed in accordance with their two-digit Standard Industrial Classification (“SIC”) code, or six-digit North American Industry Classification System (“NAICS”) code classification; and

WHEREAS, the County wants to strengthen its CSBE program by implementing additional provisions for inclusion in County contracts with a subcontractor goal(s),

NOW, THEREFORE, BE IT RESOLVED BY THE BOARD OF COUNTY COMMISSIONERS OF MIAMI-DADE COUNTY, FLORIDA, directs the Mayor or his designee to include the following subcontractor provisions pertaining to the Community Small Business Enterprise program, in all contracts where a subcontractor goal(s) is established for CSBEs to perform and achieve said goal(s), unless said provision(s) is waived by majority vote of the Board. The additional CSBE provisions are

- (a) No CSBE firm entering into a subcontract for \$200,000 or less shall be required to execute and deliver a payment and performance bond as a condition of executing such subcontract or performing the work unless, in the case of a subcontract, the prime contractor has requested from the County, and the County has approved prior to the execution of the subcontract, such request based on information submitted by the prime contractor. Such information shall include, but not be limited to, the following: (1) subcontractor's prior work history; (2) subcontractor's number of years in business; (3) scope of work; (4) conditions affecting the work; (5) value of the subcontract; (6) schedule considerations; (7) subcontract terms; and (8) any other factors that may affect risk.
- (b) Upon the mutual agreement between the prime contractor and CSBE, the CSBE may be paid up to five percent (5%) of the value of the subcontract, exclusive of contingencies, in advance, upon written evidence reasonably satisfactory to Small Business Development ("SBD") of the CSBE's imminent expenditure of those funds for mobilization directly related to the work. Such written evidence may include, but is not limited to, executed contracts, purchase orders, and invoices, and must be submitted to SBD and the contracting department.
- (c) Upon mutual agreement between the prime contractor and CSBE subcontractor and prior approval by SBD, provided that (i) the CSBE subcontractor is not in breach of its payment and performance obligations under the subcontract, and (ii) the CSBE subcontractor is responsible for the negotiation and purchase of materials, the prime contractor shall pay directly for the purchase of any material to be incorporated in the work which is the object of the CSBE's subcontract. Such direct payment shall be made by dual party check made payable to the material supplier and the CSBE subcontractor and shall be credited against the prime contractor's payment obligations under the subcontract and credited against the agreed items in the schedule of values where the materials were used.
- (d) The retainage withheld from payments to CSBE subcontractor(s) shall not exceed 5 percent (5%), after fifty percent (50%) completion of the work and materials under the CSBE subcontractor(s) contract. Any and all amounts withheld in retainage under a CSBE's subcontract shall be paid in full upon satisfactory completion and acceptance of the CSBE's work in compliance with its subcontract within the same number of days that the County has mandated as the billing cycle for said contract in operation, or within forty (40) calendar days of submittal of such billing(s) by the CSBE subcontractor(s) to the prime contractor, whichever is less, regardless of whether the prime contractor has received payment from the County.
- (e) Within five (5) working days of the prime contractor becoming aware of a performance problem with a CSBE, the prime contractor shall notify the CSBE of such problem, in writing and with sufficient specificity to allow the CSBE to identify and redress the problem, and shall allow the CSBE a reasonable cure period. Disputes between the prime contractor and any CSBE shall be submitted to SBD for expedited alternative dispute resolution.
- (f) A prime contractor shall not require of any CSBE more than the minimum insurance coverage (\$300,000 General Liability, \$300,000 Automobile and Worker's

Compensation in accordance with state law) unless the prime contractor has requested from the County, and the County has approved prior to the execution of the subcontract, such request based on information submitted by the prime contractor. Such information shall include, but not be limited to, the following: (1) work discipline covered by the subcontract; (2) subcontractor's prior work history; (3) subcontractor's number of years in business; (4) scope of work; (5) conditions affecting the work; (6) value of the subcontract; (7) schedule considerations; (8) contract terms; and (9) any other factors that may affect risk.

The Prime Sponsor of the foregoing resolution is Commissioner Barbara J. Jordan. It was offered by Commissioner **Barbara J. Jordan**, who moved its adoption. The motion was seconded by Commissioner **Natacha Seijas** and upon being put to a vote, the vote was as follows:

Dennis C. Moss, Chairperson	aye		
Jose "Pepe" Diaz, Vice-Chairperson	absent		
Bruno A. Barreiro	aye	Audrey A. Edmonson	aye
Carlos A. Gimenez	aye	Sally A. Heyman	absent
Barbara J. Jordan	aye	Joe A. Martinez	aye
Dorrian D. Rolle	aye	Natacha Seijas	aye
Katy Sorenson	absent	Rebeca Sosa	absent
Sen. Javier D. Souto	aye		

The Chairperson thereupon declared the resolution duly passed and adopted this 1st day of December, 2009. This resolution shall become effective ten (10) days after the date of its adoption unless vetoed by the Mayor, and if vetoed, shall become effective only upon an override by this Board

MIAMI-DADE COUNTY, FLORIDA
BY ITS BOARD OF
COUNTY COMMISSIONERS

HARVEY RUVIN, CLERK

By: **DIANE COLLINS**
Deputy Clerk



Approved by County Attorney as
to form and legal sufficiency.

dsh

David Stephen Hope

MEMORANDUM

Amended
Agenda Item No. 11(A)(6)

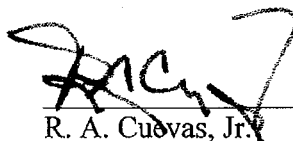
TO: Honorable Chairwoman Rebeca Sosa
and Members, Board of County Commissioners

DATE: July 2, 2013

FROM: R. A. Cuevas, Jr.
County Attorney

SUBJECT: Resolution pertaining to
Community Small Business
Development Program;
amending Resolution No.
R-1386-09 to eliminate CSBE
bonding requirements on
contracts up to \$200,000.00
unless pre-approved by Small
Business Development
Resolution No. R-593-13

The accompanying resolution was prepared and placed on the agenda at the request of Prime Sponsor Commissioner Barbara J. Jordan and Co-Sponsor Commissioner Audrey M. Edmonson.



R. A. Cuevas, Jr.
County Attorney

RAC/smm



MEMORANDUM

(Revised)

TO: Honorable Chairwoman Rebeca Sosa
and Members, Board of County Commissioners

DATE: July 2, 2013

FROM: 
R. A. Cuevas, Jr.
County Attorney

SUBJECT: Amended
Agenda Item No. 11(A)(6)

Please note any items checked.

- ☐ "3-Day Rule" for committees applicable if raised
- ☐ 6 weeks required between first reading and public hearing
- ☐ 4 weeks notification to municipal officials required prior to public hearing
- ☐ Decreases revenues or increases expenditures without balancing budget
- ☐ Budget required
- ☐ Statement of fiscal impact required
- ☐ Ordinance creating a new board requires detailed County Mayor's report for public hearing
- ☐ No committee review
- ☐ Applicable legislation requires more than a majority vote (i.e., 2/3's ____, 3/5's ____, unanimous ____) to approve
- ☐ Current information regarding funding source, index code and available balance, and available capacity (if debt is contemplated) required

Approved _____ Mayor
Veto _____
Override _____

Amended
Agenda Item No. 11(A)(6)
7-2-13

RESOLUTION NO. R-593-13

RESOLUTION PERTAINING TO COMMUNITY SMALL
BUSINESS DEVELOPMENT PROGRAM; AMENDING
RESOLUTION NO. R-1386-09 TO ELIMINATE CSBE
BONDING REQUIREMENTS ON CONTRACTS UP TO
\$200,000.00 UNLESS PRE-APPROVED BY SMALL BUSINESS
DEVELOPMENT

WHEREAS, on December 1, 2009, the Board of County Commissioners (the "Board") passed and adopted Resolution No. R-1386-09, which implementing additional provisions for inclusion in County contracts with a subcontractor goal(s) pertaining to its Community Small Business Enterprise ("CSBE") program for construction related enterprises, including design-build firms, and firms providing trades and/or services for the completion of construction projects, as defined in Chapter 10 of the Code of Miami-Dade County, Fla., which have an actual place of business in the County and whose three (3) year average annual gross revenues do not exceed specific dollar thresholds based upon the type of construction related services performed in accordance with their two-digit Standard Industrial Classification code, or six-digit North American Industry Classification System code classification; and

WHEREAS, one of the additional contract provisions provided that "No Community Small Business Enterprise firm entering into a subcontract for \$200,000.00 or less shall be required to execute and deliver a payment and performance bond as a condition of executing such subcontract or performing the work unless, in the case of a subcontract, the prime contractor has requested from the County, and the County has approved prior to the execution of the subcontract, such request based on information submitted by the prime contractor"; and

WHEREAS, §255.05(1)(d) of Florida Statutes provides discretion for “the official or board awarding such contract when such work is done for any county, city, political subdivision, or public authority, [that] any person entering into such a contract which is for \$200,000.00 or less may be exempted from executing the payment and performance bond”; and

WHEREAS, the County wants to eliminate all Community Small Business Enterprise bonding requirements for any contracts up to \$200,000.00, where the Community Small Business Enterprise is either the prime contractor directly contracting with a County department, or the subcontractor of a prime contractor, unless pre-approved by Small Business Development,

NOW, THEREFORE, BE IT RESOLVED BY THE BOARD OF COUNTY COMMISSIONERS OF MIAMI-DADE COUNTY, FLORIDA, that in all contracts of \$200,000.00 or less for Community Small Business Enterprise work as either the (i) prime contractor directly contracting with a County department, or (ii) subcontractor of a prime contractor, there shall be no requirement for the Community Small Business Enterprise firm entering into said contract or subcontract to execute and deliver a payment and performance bond as a condition of executing such contract or subcontract, or performing the work, unless pre-approved by Small Business Development. The Mayor or designee shall prepare a report after one (1) year, and annually thereafter, on the success of said waiver of payment and performance bonds and the status of any defaulted jobs, to be presented to this Board of County Commissioners.


The Prime Sponsor of the foregoing resolution is Commissioner Barbara J. Jordan and the Co-Sponsor is Commissioner Audrey M. Edmonson. It was offered by Commissioner **Barbara J. Jordan**, who moved its adoption. The motion was seconded by Commissioner **Audrey Edmonson** and upon being put to a vote, the vote was as follows:

	Rebeca Sosa, Chairwoman	aye	
	Lynda Bell, Vice Chair	aye	
Bruno A. Barreiro	aye	Esteban L. Bovo, Jr.	absent
Jose "Pepe" Diaz	aye	Audrey M. Edmonson	aye
Sally A. Heyman	aye	Barbara J. Jordan	aye
Jean Monestime	aye	Dennis C. Moss	aye
Sen. Javier D. Souto	aye	Xavier L. Suarez	aye
Juan C. Zapata	aye		

The Chairperson thereupon declared the resolution duly passed and adopted this 2nd day of July, 2013. This resolution shall become effective ten (10) days after the date of its adoption unless vetoed by the Mayor, and if vetoed, shall become effective only upon an override by this Board.

MIAMI-DADE COUNTY, FLORIDA
BY ITS BOARD OF
COUNTY COMMISSIONERS

HARVEY RUVIN, CLERK



By: **Christopher Agrippa**
Deputy Clerk

Approved by County Attorney as
to form and legal sufficiency.

dsh

David Stephen Hope

Harvard, Rebekah (ISD)

From: Jean, Michou (ISD)
Sent: Thursday, December 06, 2018 11:14 AM
To: Harvard, Rebekah (ISD)
Subject: FW: ISMAILIA RASHID Correction Re Letter dated September 19, 2014

From: Dorothy Brown-Alfaro [mailto:dorcor@bellsouth.net]
Sent: Wednesday, December 05, 2018 2:17 PM
To: Jean, Michou (ISD) <Michou.Jean@miamidade.gov>; Dorothy Brown-Alfaro <dorcor@bellsouth.net>; Ismailia Rashid <reui1236@gmail.com>
Subject: ISMAILIA RASHID Correction Re Letter dated September 19, 2014

This is an EXTERNAL email. Exercise caution. DO NOT open attachments or click links from unknown senders or unexpected emails. Please click here if this is a suspicious message reportspam@miamidade.gov **Enterprise Security Office**

Hi Michou, see email stream dated September 19, 2014 below from Mrs. Ismailia Rashid on the failure of the SBE-C Program.

Dorothy Brown-Alfaro
Jador International Corporation
Bachelor of Science in Electrical Engineering
Master of Science in Industrial Engineering
Master of Business Administration
Electrical, Energy, Fire & Burglar Alarms System and Telecommunications Contractor,
Certified: ACDBE, CBE, DBE, MWBE,
SBE-C, SBE-GS, SBE, SECTION3
LEED GREEN ASSOCIATE
FASA & BASA CERTIFIED
EMAIL: DORCOR@BELLSOUTH.NET
TELEPHONE: 786-486-2377

----- Forwarded Message -----

From: Ismailia Rashid <reui1236@gmail.com>
To: Dorothy Brown-Alfaro <dorcor@bellsouth.net>
Sent: Tuesday, August 28, 2018, 10:03:17 AM EDT
Subject: Fwd: Correction Re Letter

----- Forwarded message -----

From: Ismailia Rashid <reui1236@gmail.com>
Date: Fri, Sep 19, 2014, 8:39 AM
Subject: Re: Correction Re Letter
To: Laurie Johnson (SBD) <LAURIE@miamidade.gov>, Hartfield, Gary (ISD) <OPP3@miamidade.gov>
Cc: CJ Nielson <cjnielson@nielsonbonds.com>, <sgil202433@aol.com>, <courtney@thecunninghamgroup.com>, Lisa Abbaticchio <laa@jamesacummings.com>, Dorothy Brown-Alfaro <dorcor@bellsouth.net>,

<wrd@jamesacummings.com>, <jessie@bacfunding.com>, SHIRLEY EVERETT <everettpainting@att.net>, <bbaer@centralfloridaequip.com>, <lforrest@pdgroup.biz>, Jason Barket <JBarket@usconstructionsupply.com>, <jsiegle@casf.org>, <labbaticchio@jamesacummings.com>, Jason Barket <jbarket@hotmail.com>, Kurt Dyer <kdyer@mcmcorp.com>

Sorry everyone. I meant to say 17 years, not 14.

Ismailia

On Sep 19, 2014 1:22 AM, "Ismailia Rashid" <reui1236@gmail.com> wrote:

Dear Board Members:

As a result of my statement at the last CSBE Advisory Board meeting on August 18, 2014, where I expressed my opinion that the CSBE program is failing, I have been asked to give my reasons as to why I reached this conclusion.

During the 14 years of the program's implementation, I have watched the participation of Black Business Enterprises (BBEs) and Women Business Enterprises (WBEs) decrease to the point where it is now, with each group now receiving less than 2% of Miami-Dade County construction dollars.

It has been the opinion of some on our CSBE Advisory Board that when the United States Court of Appeals, Eleventh Circuit, for the lawsuit:

Engineering Contractors Association of South Florida, Inc., et al., Plaintiffs - Appellees

vs.

Metropolitan Dade County, et al., Defendants - Appellants,

Black Business Association, Inc., Allied (Minority) Contractor's Association, Inc., National Association for the Advancement of Colored People (NAACP), Miami Dade Branch, Intervenors-Defendants - Appellants

struck down the County's ethnic/gender/race conscious program, it meant that the County no longer had a concern regarding construction dollars going to Black/Hispanic/Women Business Enterprises (B/H/WBEs). I interpret the opposite as true and that the County does have such an obligation. Even though the court expressed the opinion that those programs were unconstitutional:

The court held that the BBE and HBE programs were not narrowly tailored to serve a compelling governmental interest in remedying past or present discrimination on the basis of race or ethnicity, even if sufficient evidence to support the existence of those programs had been demonstrated. Likewise, the district court held that the WBE program was not substantially related to an important governmental interest in remedying past or present discrimination, even if the evidence had been sufficient to support the existence of that program.,

the court also stated, in its evaluation for acceptable programs, that Metro (Miami-)Dade County, needed to:

....give serious and good-faith consideration to the use of race and ethnicity-neutral measures to increase BBE and HBE participation in the County construction market.

The court goes on to say, regarding the County:

....the record in this case does not indicate the County has even seriously considered, and certainly has not tried, most of the race- and ethnicity-neutral alternatives available to it for increasing black and Hispanic participation in County contracting and for eliminating discrimination that may be occurring in that marketplace.

Although the court addressed the WBE issue separately, due to a different evaluation standard, it still concluded the County's gender-based program was unconstitutional, as well, so I will assume that it meant to (or should have meant to) say race, ethnic and gender neutral alternatives, even if, by the court's standards, the County failed to show adequate discrimination against women.

I include the court findings to show that the County does bear a responsibility to ensure that any internal discriminatory conduct, attitude, practices & procedures are eliminated and does have an interest, as well as a responsibility, in the welfare of the B/H/W participation. In addition, my belief is that the Plaintiffs, as the prevailing party, and who had enough of a problem with the past program to bring the lawsuit, also have a responsibility to assist with those efforts. It is not enough to sit by, complacently, and watch the participation amounts, for some, decrease to a fraction and say its successful because a relatively few are receiving enough work to meet or beat the program's minimum 10% goal. It is not a successful program if it does not help to try to create parity among all participants.

Can the CSBE program be saved? Maybe. It depends on what people are willing to do. I and several other CSBEs created CSBE Association Inc. five years ago. Since then, we have been extremely active, spending countless unpaid hours, trying to save the program and make it work for all CSBE interests. Following is a list of what we have been concentrating on:

1. The practice of bundling contracts, which gives opportunity to fewer companies.
2. Bonding being required on contracts under \$200,000.
3. Lack of access to financing.
4. Lack of ability to get bonding.
5. Getting more set-asides for GC CSBEs.
6. Prompt(er) payment.
7. Protection for CSBEs on major projects (subcontracts, PLAs, disputes resolution, punch lists, etc.).
8. Mentoring for CSBE companies.
9. Better use of MCC (Miscellaneous Construction Contracts) programs to enable more CSBEs to get work.
10. Promoting building relationships with majority companies that do work in the private, as well as the government, sector.

We believe that the County needs a refresher course on the CSBE program and a (re)commitment is needed from all department directors, their key construction personnel, our commissioners and our mayor. With that in mind, we have been requesting a workshop with all the above-mentioned entities, as well as CSBEs, required to participate. We hope that, with the recent vote in favor of the workshop from the CSBE Advisory Board, maybe it will finally take place.

Our government officials are tired of always seeing just the few of us over and over, regarding these issues. We have done our best to get the program where we think it should be. We can't do it by ourselves.

If the CSBE program is mostly benefiting companies that would receive work without a program in place, then it is failing, not serving its purpose & has lost its reason to exist.

Thanks for reading.

Ismailia
786-402-5285

**Small Business Enterprise Construction
Advisory Board Meeting Minutes
October 15, 2018**

Start: 1:02pm

Appointed: 7

Stop: 2:30pm

Quorum: 4

PRESENT	ABSENT
Rick Derrer	Kenneth Baer (E)
Dorothy Brown-Alfaro	Jessie Houston (E)
Shirley Everett	
Bob Baer	
Alexis Gonzalez	

County Staff Present: Laurie Johnson (SBD), Claudious Thompson (SBD), Tracie Auguste (SBD), Lawanda Wright-Robinson (SBD), Alecia Anderson (SBD), Anthony Acosta (SBD), Michou Jean (SBD), Rebekah Harvard (SBD), Teodoro Carrasco (Jackson Health System), Amber Lawhorn (Jackson Health System).

Welcome/Introductions – *Chairperson Rick Derrer* called the meeting to order.

I. Reports

a. MCC 8-10

- i. The report was presented by Carolyn Modeste.
- ii. Board Members asked questions and had discussion.

b. JMH report

- i. The report was presented by Teodoro Carrasco (JHS).
- ii. Mr. Carrasco advised that the numbers hadn't changed since the last meeting.
- iii. No discussion.

c. Project A- Jackson North Medical Center (OHL Arellano Construction Co.) .

- i. The report was presented by Patrick Peatom.
- ii. Mr. Peatom provided an updated on GMP #6, Package 4. There were SBE set aside trades for this package. OHH is now waiting on a notice to proceed from Jackson. At that time, they will have an update on projections for this project.
- iii. Board Members asked questions and had discussion.

d. Project D- JMH Main Floor Modernizations (Skanska USA Building, Inc.)

- i. The report was presented by Andrew Smith.
- ii. Board member Shirley Everett requested the non SBE goals/ dollar amount percentages that were done for the projects. SBD staff was a part of the goal reduction and approved it. The Board wanted to see written documents that advises when the goal will be reduced because there was no availability. Laurie Johnson advised that she will provide the board with that back up information at the next meeting.
- iii. Ms. Johnson advised that she will provide the Board with a report on the six packages, the addendums issued to date, and the adjusted goal. It will be on information we have to date.

Small Business Enterprise Construction Advisory Board Meeting Minutes October 15, 2018

iv. Board Members asked questions and had discussion.

e. **Project F- Jackson Rehabilitation Hospital (Turner Construction Company)**

- i. The report was presented by Robert Leyva.
- ii. Board Members asked questions and had discussion about Turner meeting the SBE-Goal. The current goal is 35% and Turner is at 31% with meeting the goal. Chairperson Derrer advised Turner Construction Company to get with Jackson to figure out what can happen to get the goal met.

II. SBD Section Reports

a. **SBE- Business Outreach and Education (BOE)**

- i. The report was presented by Lawanda Wright-Robinson (SBD Section Chief).
- ii. Ms. Wright-Robinson shared that BOE is having their first series of technical workshops. The first will be a project management workshop that will be at Miami Dade College homestead campus. The next will be on November 8, 2018 at the North Dade Library.
- iii. Board members asked questions and had discussions.

b. **SBE- Project Review & Financial Assistance**

- i. The report was presented by Laurie Johnson (SBD Section Chief).
- ii. Ms. Johnson provided an update on the County's Bonding and Loan program.
- iii. Board Member Dorothy Brown-Alfaro asked Ms. Johnson how much the 7040 and 7360 budget was that went before the Board of County Commissioners. Ms. Johnson advised that it was \$450 million, all-inclusive. The 7040 budget is allocation only; it's not actual dollars spent. Board Member Brown-Alfaro asked of that \$450 million that has been allocated for the two programs, how much has been used so far since it's been approved to date. Ms. Johnson advised that she will have that information for the next board meeting.
- iv. Ms. Johnson addressed the topic of mobilization that was discussed at the last meeting (Resolution R-1386-09), which referenced the payment of mobilization by the department and also payments to the subs. She stated, for clarity purposes, that for primes and subs, it is not an automatic payment of mobilization because it must be mutually agreed. Board Member Brown-Alfaro requested the most recent version of Resolution No. R-1386-09.
- v. Board Member Brown-Alfaro would like a status on the County adopting the limit increase from \$200,000 to \$500,000. Ms. Johnson advised that SBD will look into the status of the recommendation, which was referred to the County Attorney. As it relates to bonding on County construction projects, Ms. Johnson recommended having the County Attorney present to provide instructions and how to move forward.
- vi. Board Members asked questions and had discussion.

**Small Business Enterprise Construction
Advisory Board Meeting Minutes
October 15, 2018**

c. SBE- Utilization Report

- i. The report was presented by Tracie Auguste (SBD Section Chief).
- ii. Board member Bob Baer asked questions about projects with no measure.
- iii. Ms. Auguste advised that she will provide the board with a report of projects that were unavailable for measures.
- iv. Board members asked questions and had discussion.

d. SBE- Certification Report

- i. The report was presented by Claudious Thompson (SBD Section Chief).
- ii. The correct number of graduated firms for the period of August 1, 2018 to September 30, 2018 is 1 and not 3.
- iii. Board members asked questions and had discussion.

III. New Business

a. Advisory Board Meeting Date Change

- i. Board Member Baer motioned to change the December 17, 2018 meeting date to December 10, 2018.
- ii. Board Member Brown-Alfaro seconded the motion.
- iii. Unanimously approved.

b. Attendance and Term Requirements

- i. Michou Jean (SBD) provided a brief overview of attendance and term requirements.

c. Request for future agenda items

- i. Ms. Johnson to report back to the board on the Jackson signature six projects.
- ii. Alice Hidalgo-Gato (SBD) to present at the next meeting on the project labor agreement.

IV. Old Business

- i. The Board requested time to review the disparity study that was emailed to them. Ms. Johnson will provide a summary of the recommendations at the next board meeting.
- ii. Board Member Brown-Alfaro will forward the letter from the former Board member Ismailia Rashid to the SBD Board Liaison. The letter will be provided to all board members at the next meeting.

V. Approval of June 20, 2018 Minutes

- i. Board member Baer motioned to approve the minutes.
- ii. Board member Alexis Gonzalez seconded the motion.
- iii. Motion unanimously approved.

**Small Business Enterprise Construction
Advisory Board Meeting Minutes
October 15, 2018**

VI. Adjournment - Meeting adjourned by Chairperson Derrer at 2:30 p.m.

SBD Directives

None.

MINUTES ARE IN SUMMARY FORM
COPIES OF RECORDINGS OF THIS MEETING ARE AVAILABLE FROM
SMALL BUSINESS DEVELOPMENT AT 305-375-3111

2019 Small Business Enterprise Construction Advisory Board Meeting Dates

The Construction Advisory Board Meeting dates for 2019 are as follows:

When: Monday, February 18, 2019* (*TBA*)
Monday, April 15, 2019
Monday, June 17, 2019
Monday, August 19, 2019
Monday, October 21, 2019
Monday, December 16, 2019

Time: 1:00- 3:00pm

Location: Small Business Development
Stephen P. Clark Center
111 N.W. 1st, 19th Floor- Main Conference Room
Miami, FL 33128

Note: The Construction Advisory Board meetings are held Bi-Monthly on the 3rd Monday of the designated month unless a County observed holiday falls on that Monday. Pursuant to the Construction Code the advisory board shall meet Bi-Monthly or in special sessions as required.