

**SMALL BUSINESS ENTERPRISE  
CONSTRUCTION  
ADVISORY BOARD PACKET**

**February 11, 2019**

## **TABLE OF CONTENTS**

### **AGENDA**

---

MCC-8-10	<b>1</b>
JACKSON/HEALTH/PHT –JOC	<b>2</b>
PROJECT A – (OHL Arellano Construction Co.)	<b>3</b>
PROJECT D – (Skanska USA Building, Inc.)	<b>4</b>
PROJECT F- (Turner Construction Company)	<b>5</b>
Jackson West Medical Center (Yates Construction)	<b>6</b>
Jackson South (Turner Construction)	<b>7</b>
SBE Construction Business Outreach & Education	<b>8</b>
Utilization Report – Projects with no measure	<b>9</b>
SBE Construction Certification Report	<b>10</b>
December 10, 2019 MEETING MINUTES	<b>11</b>

**Miami-Dade County  
SMALL BUSINESS ENTERPRISE - CONSTRUCTION  
ADVISORY BOARD MEETING  
Monday, February 11, 2019  
Stephen P. Clark Center, 111 N.W. 1<sup>st</sup> Street,  
19<sup>th</sup> Floor Conference Room  
AGENDA**

**I. Welcome/Introductions**

**II. Construction Management Quarterly Reporting**

- **Miscellaneous Construction Contract MCC-8-10**  
.....*Carolyn Modeste*  
MCM Corporation
- **Jackson Health/PHT – Job Order Contract Status**  
.....*Teodoro Carrasco*  
Director of Procurement/Construction
- **Project A- Jackson North Medical Center (OHL Arellano Construction Co.)**  
.....*Patrick Delatour*
- **Project D- JMH Main Floor Modernizations (Skanska USA Building, Inc.)**  
.....*Andrew Smith*
- **Project F- Jackson Rehabilitation Hospital (Turner Construction Company)**  
.....*Robert Leyva*
- **Jackson West Medical Center (Yates Construction)**  
.....*Steve Lopez*
- **Jackson South Medical Center (Turner Construction Company)**  
.....*George Preininger*

**III. SBD Section Reports**

- **SBE – Construction Business Outreach & Education.....***Lawanda Wright-Robinson*  
SBD Business Outreach & Education
- **SBE – Construction Project Review & Analysis .....***Laurie Johnson*  
SBD Project Review & Analysis
- **SBE – Construction Utilization Report.....***Tracie Auguste*  
SBD Policy & Legislation Management
- **SBE – Construction Certification Report.....***Claudious Thompson*  
SBD Certification

**IV. Old Business**

- Board Directive – Bid bonds for projects under \$200,000
- Board Directive – Participation rates of Black males and females
- Approval of December 10, 2018 Meeting Minutes

**V. New Business**

- Request for future agenda items

**VI. Reasonable opportunity for the public to be heard before County boards (Sec. 2-11.39.3)**

**VII. Adjournment**

**NEXT BOARD MEETING: Monday, April 8, 2019 at 1:00 p.m.**



Project #	Project Name	Prime		Start Date	Contract Award	CSBE Award	Amount Paid to GC	Amount Paid to CSBE	CSBE Part.	% Complete
8-10	Key Management Staff	MCM		3/1/12	\$ 5,915,262.00		\$ 5,724,229.68		18%	96.77%
	18% of Pre Const. Fee only (\$177,980.00)		MCO Construction	3/1/12		\$ 1,445,227.88		\$ 1,224,621.00	24%	84.74%
R044A	MIA-Hotel Lobby/Public Space Renovations	MCM			\$ 3,642,865.18		\$ 3,642,865.18		77%	100.00%
			Cityworks Construction, LLC			\$ 211,515.18		\$ 211,515.18	6%	100.00%
			Fleites Construction Group			\$ 180,243.08		\$ 180,243.08	5%	100.00%
			Metro Infrastructure, Corp.			\$ 248,598.15		\$ 248,598.15	7%	100.00%
			A-1 All Florida Painting, Inc.			\$ 105,286.30		\$ 105,286.30	3%	100.00%
			Fleites Construction Group			\$ 114,965.18		\$ 114,965.18	3%	100.00%
			World of Frameless Glass, Inc			\$ 190,861.29		\$ 190,861.29	5%	100.00%
			Metro Infrastructure, Corp.			\$ 317,145.09		\$ 317,145.09	9%	100.00%
			EPIC Consultants, Inc.			\$ 190,878.43		\$ 190,878.43	5%	100.00%
			A-1 All Florida Painting, Inc.			\$ 13,821.29		\$ 13,821.29	0%	100.00%
			Century Fire, Inc.			\$ 156,362.84		\$ 156,362.84	4%	100.00%
			Peoples Plumbing & Mechanical			\$ 212,121.58		\$ 212,121.58	6%	100.00%
			DODEC, Inc.			\$ 185,778.57		\$ 185,778.57	5%	100.00%
			Thevenin Enterprises, Inc.			\$ 667,035.06		\$ 667,035.06	18%	100.00%
R107A	MIA- Midfield Fire Station Modification	MCM			\$ 239,258.00		\$ 239,258.00		91%	100.00%
			EPIC Consultants, Inc.			\$ 66,141.00		\$ 66,141.00	28%	100.00%
			Xpress Painting, Inc.			\$ 62,480.00		\$ 62,480.00	26%	100.00%
			Ruben Electric Technology, Inc.			\$ 88,200.00		\$ 88,200.00	37%	100.00%
B313A	MIA- So. Terminal 5th Floor Mechanical Room	MCM			\$ 34,920.67		\$ 34,920.67		82%	100.00%
			EPIC Consultants, Inc.			\$ 12,795.00		\$ 12,795.00	37%	100.00%
			DL & RR Services, LLC			\$ 1,364.00		\$ 1,364.00	4%	100.00%
			Ruben Electric Technology, Inc.			\$ 14,647.00		\$ 14,647.00	42%	100.00%
D022A	MIA-Central Marketplace - Phase II & III	MCM			\$ 3,239,965.32		\$ 3,239,965.32		26%	100.00%
			Lunacon Construction Group, Inc.			\$ 274,607.51		\$ 274,607.51	8%	100.00%
			ABC Construction, Inc.			\$ 10,900.00		\$ 10,900.00	0%	100.00%
			C.L. Elias Construction, Inc.			\$ 44,937.00		\$ 44,937.19	1%	100.00%
			A-1 All Florida Painting, Inc.			\$ 12,195.00		\$ 12,195.00	0%	100.00%
			Century Fire, Inc.			\$ 18,425.00		\$ 18,425.00	1%	100.00%
			Richlin Plumbing, Inc.			\$ 35,219.00		\$ 35,219.00	1%	100.00%
			Sunshine State Air Conditioning			\$ 81,535.71		\$ 81,535.71	3%	100.00%
			Tropical Electric			\$ 369,221.00		\$ 369,221.00	11%	100.00%
780KD11	NTD-FPL Vaults #1, #2, & 5 Fire Rated Damper	AAP			\$ 202,921.85		\$ 202,921.85		90%	100.00%
			AAP Construction			\$ 183,176.00		\$ 183,176.31	90%	100.00%
S089A	MIA-NTD FIS Re-Check	MCM			\$ 5,330,950.90		\$ 5,330,950.90		46%	100.00%
			New Beach Construction			\$ 195,200.00		\$ 195,200.00		100.00%
			Lunacon Construction Group, Inc.			\$ 43,117.00		\$ 43,117.00	1%	100.00%
			Lunacon Construction Group, Inc.			\$ 123,139.62		\$ 123,139.62	2%	100.00%

Project #	Project Name	Prime		Start Date	Contract Award	CSBE Award	Amount Paid to GC	Amount Paid to CSBE	CSBE Part.	% Complete
			Cityworks Construction, LLC			\$ 302,184.00		\$ 302,183.68	6%	100.00%
			A-1 All Florida Painting, Inc.			\$ 29,250.00		\$ 29,250.00	1%	100.00%
			A-1 All Florida Painting, Inc.			\$ 575,753.89		\$ 575,753.89	11%	100.00%
			C.L. Elias Construction, Inc.			\$ 62,281.89		\$ 62,281.89	1%	100.00%
			New Beach Construction			\$ 289,021.22		\$ 289,021.22	5%	100.00%
			Cityworks Construction, LLC			\$ 68,787.00		\$ 68,787.00	1%	100.00%
			Right Way Painting			\$ 69,960.00		\$ 69,960.00	1%	100.00%
			New Beach Construction			\$ 12,000.00		\$ 12,000.00	0%	100.00%
			Century Fire, Inc.			\$ 141,316.00		\$ 141,315.73	3%	100.00%
			Richlin Plumbing, Inc.			\$ 26,195.00		\$ 26,195.00	0%	100.00%
			Coakley Mechanical			\$ 277,871.00		\$ 277,871.00	5%	100.00%
			Green Light Electric System			\$ 404,629.76		\$ 404,629.76	8%	100.00%
			Supreme Ceilings & Interiors			\$ 7,831.00		\$ 7,831.00	0%	100.00%
D105C	MIA-Dolphin & Flamingo Parking Garages Rep.	MCM			\$ 7,284,481.22		\$ 7,284,481.22		92%	100.00%
			S&K Quality Contractors			\$ 820,420.00		\$ 820,420.00	11%	100.00%
			ABC Construction			\$ 3,293,720.13		\$ 3,189,213.47	45%	96.83%
			Hernandez Metal Fabricators			\$ 222,697.36		\$ 222,697.36	3%	100.00%
			A-1 All Florida Painting, Inc.			\$ 847,480.15		\$ 847,480.15	12%	100.00%
			Inclan Painting			\$ 429,576.67		\$ 429,576.67	6%	100.00%
			S&K Quality Contractors			\$ 504,470.00		\$ 504,470.00	7%	100.00%
			Stone Concept Miami			\$ 164,110.00		\$ 164,110.00	2%	100.00%
			S&K Quality Contractors			\$ 95,874.77		\$ 95,874.30	1%	100.00%
			S&K Quality Contractors			\$ 52,750.00		\$ 52,025.00	1%	98.63%
			Peoples Plumbing & Mechanical			\$ 228,748.19		\$ 228,748.19	3%	100.00%
			Ruben Electric Technology, Inc.			\$ 44,842.60		\$ 29,600.00	1%	66.01%
Q043A	Building 861, 862, & 863	MCM			\$ 750,753.44		\$ 750,753.44		82%	100.00%
			Epic Consultants, Inc.			\$ 86,675.57		\$ 83,373.26	1%	96.19%
			A-1 Florida Painting, Inc.			\$ 9,425.00		\$ 9,425.00	1%	100.00%
			Epic Consultants, Inc.			\$ 66,495.94		\$ 64,853.39	9%	97.53%
			Epic Consultants, Inc.			\$ 58,701.17		\$ 58,701.17	8%	100.00%
			Coakley Mechanical Inc.			\$ 7,750.00		\$ 7,642.75	1%	98.62%
			Thevenin Enterprises, Inc.			\$ 461,136.32		\$ 461,136.32	61%	100.00%
S100A	MIA-Conc G Switchgear Replacement	MCM			\$ 1,959,981.14		\$ 1,959,981.14		92%	100.00%
			Solares Electric			\$ 1,811,494.99		\$ 1,752,219.89	92%	96.73%
V040A-1	MIA Satellite E Pavement Rehab. Pkg. 1 MOT/E	MCM		12/28/15	\$ 1,590,091.11		\$ 1,502,436.55		86%	94.49%
			ABC Construction			\$ 597,844.46		\$ 516,187.87	38%	86.34%
			Roberts Traffic & Markings			\$ 347,450.82		\$ 330,078.29	22%	95.00%
			Jador International			\$ 322,971.07		\$ 320,011.63	20%	99.08%
			Ameradrain Plumbing			\$ 92,624.00		\$ 42,198.75	6%	45.56%
			Peoples Plumbing & Mechanical			\$ 6,899.83		\$ 6,830.83	0%	99.00%



Project #	Project Name	Prime		Start Date	Contract Award	CSBE Award	Amount Paid to GC	Amount Paid to CSBE	CSBE Part.	% Complete
	MIA-Quick Response Project Order	MCM		SAO #	\$ 1,778,089.49		\$ 1,642,192.23		68%	92.36%
	Budget = \$2,200,000.00		Fleites Construction	43		\$ 87,423.00		\$ 93,452.39	5%	106.90%
			A-1 All Florida Painting, Inc.	43		\$ 197,800.00		\$ 197,800.00	11%	100.00%
			Thevenin Enterprises	43		\$ 13,368.83		\$ 13,368.83	1%	100.00%
			C.L. Elias Construction	37		\$ 114,764.00		\$ 93,667.47	6%	81.62%
			A-1 All Florida Painting, Inc.	37		\$ 2,725.00		\$ 2,725.00	0%	100.00%
			Century Fire	37		\$ 14,500.00		\$ 14,500.00	1%	100.00%
			Coakley Mechanical Inc.	37		\$ 13,800.00		\$ 13,800.00	1%	100.00%
			Ruben Electric Technology, Inc.	37		\$ 56,500.00		\$ 56,500.00	3%	100.00%
			Fleites Construction	37		\$ 10,500.00		\$ 1,953.85	1%	18.61%
			C.L. Elias Construction	39		\$ 14,336.55		\$ 6,115.00	1%	42.65%
			Century Fire	39		\$ 1,953.85		\$ 1,953.85	0%	100.00%
			Coakley Mechanical Inc.	39		\$ 6,115.00		\$ 6,115.00	0%	100.00%
			Inclan Painting	41		\$ 86,500.00		\$ 86,500.00	5%	100.00%
			Jador International	42		\$ 29,600.00		\$ 29,600.00	2%	100.00%
			Epic Consultants, Inc.	44		\$ 10,766.56		\$ 10,766.56	1%	100.00%
			Epic Consultants, Inc.	45		\$ 19,343.00		\$ 17,063.00	1%	88.21%
			EPIC Consultant, Inc.	46		\$ 181,370.00		\$ 181,370.00	10%	100.00%
			Ruben Electric Technology, Inc.	46		\$ 10,870.00		\$ 10,793.50	1%	99.30%
			Fleites Construction Group, Inc.	47		\$ 93,452.39		\$ 93,452.39	5%	100.00%
			Epic Consultants, Inc.	48		\$ 15,626.11		\$ 15,626.11	1%	100.00%
			Thevenin Enterprises, Inc.	49		\$ 568.83		\$ 568.83	0%	100.00%
			Epic Consultants, Inc.	50		\$ 12,113.60		\$ 12,113.60	1%	100.00%
			Ruben Electric Technology, Inc.	50		\$ 2,070.00		\$ 540.00	0%	26.09%
			Jador International	51		\$ 49,200.00		\$ 46,740.00	3%	95.00%
			Epic Consultants, Inc.	52		\$ 3,730.38		\$ 3,730.38	0%	100.00%
			Jador International	53		\$ 50,879.55		\$ 48,335.57	3%	95.00%
			Paradises Awning	54		\$ 96,494.13		\$ 47,137.22	5%	48.85%
			Ruben Electric Technology, Inc.	54		\$ 14,875.00		\$ 14,131.25	1%	95.00%
			Clearview Electric	56		\$ 125,250.00		\$ 118,099.25	7%	94.29%
			Fleites Construction Group, Inc.	57		\$ 4,330.46		\$ 4,330.46	0%	100.00%
			Jador International	58		\$ 20,843.72		\$ 19,801.53	1%	95.00%
			Fleites Construction	60		\$ 2,556.78		\$ 2,556.78	0%	100.00%
			Coakley Mechanical Inc.	62		\$ 216,700.00		\$ 209,700.00	12%	96.77%
			C.L. Elias Construction	64		\$ 5,690.00		\$ 5,405.49	0%	95.00%
			Ameradrain Plumbing	64		\$ 25,000.00		\$ 23,750.00	1%	95.00%
			Thevenin Enterprises	64		\$ 792.00		\$ 792.00	0%	100.00%
			Coakley Mechanical	67		\$ 20,438.44		\$ 20,438.44	1%	100.00%
			Coakley Mechanical	68		\$ 12,630.00		\$ 12,630.00	1%	100.00%
			Clearview Electric	69		\$ 125,000.00		\$ 115,520.00	7%	92.42%

Project #	Project Name	Prime		Start Date	Contract Award	CSBE Award	Amount Paid to GC	Amount Paid to CSBE	CSBE Part.	% Complete
			Paradises Awning	70		\$ (46,876.00)		\$ (46,876.00)	-3%	100.00%
			Paradises Awning	71		\$ 25,295.62		\$ 25,295.62	1%	100.00%
			Coakley Mechanical	72		\$ (7,552.20)		\$ (7,552.20)	0%	100.00%
			C. L. Elias	74		\$ 244.16		\$ 244.16		100.00%
			Kesoki Painting LLC	76		\$ 13,000.00				
			Tesla Engineering, Inc	76		\$ 34,570.00				
U-055-A	MIA-Int. Renov. Reloc. Of ID Section/Drivers	MCM		4/18/16	\$ 2,988,348.84		\$ 2,988,348.84		92%	100.00%
			AAP Construction (Gen)			\$ 313,519.64		\$ 313,519.64	10%	100.00%
			Paradise Awnings			\$ 73,117.81		\$ 73,117.81	2%	100.00%
			AAP Construction (Carpentry)			\$ 104,332.25		\$ 99,132.25	3%	95.02%
			C.L. Elias Construction			\$ 134,955.94		\$ 134,955.94	5%	100.00%
			World of Frameless Glass			\$ 89,153.81		\$ 89,153.81	3%	100.00%
			Chavez South Florida Interiors			\$ 255,842.75		\$ 189,570.61	9%	74.10%
			AAP Construction (Floor & Ceiling)			\$ 196,013.00		\$ 196,013.00	7%	100.00%
			A-1 All Florida Painting, Inc.			\$ 28,079.40		\$ 28,079.40	1%	100.00%
			Century Fire			\$ 275,462.94		\$ 275,462.94	9%	100.00%
			Al Hill Plumbing			\$ 67,692.00		\$ 67,692.00	2%	100.00%
			Sunshine State Air Conditioning			\$ 295,245.40		\$ 295,245.40	10%	100.00%
			Thevening Enterprises			\$ 923,841.44		\$ 923,841.19	31%	100.00%
V-075-A	MIA-Structural Bridge Repairs No. 3111	MCM			\$552,274.69		\$ 552,274.69		92%	100.00%
			ABC Construction, Inc.			\$205,161.38		\$ 205,161.38	37%	100.00%
			AAP Construction Group Corp.			\$79,784.00		\$ 79,784.00	14%	100.00%
			EPIC Consultants, Inc.			\$98,197.00		\$ 98,197.00	18%	100.00%
			A-1 All Florida Painting, Inc.			\$122,750.00		\$ 122,750.00	22%	100.00%
T-072-D	Lower Concourse E APM Station 4th Floor	MCM			\$2,246,012.33		\$ 2,246,012.33		92%	100.00%
			AAP Construction Group Corp."A"			\$351,657.00		\$ 351,657.00	16%	100.00%
			Paradise Awnings Corporation			\$569,374.16		\$ 569,970.16	25%	100.10%
			AAP Construction Group Corp."D"			\$147,508.03		\$ 147,508.03	7%	100.00%
			AAP Construction Group Corp."E"			\$218,185.20		\$ 218,185.20	10%	100.00%
			A1-All Florida Painting, Inc			\$18,600.00		\$ 18,600.00	1%	100.00%
			Century Fire, Inc.			\$155,062.50		\$ 111,987.50	7%	72.22%
			Coakley Mechanical, Inc.			\$114,500.00		\$ 114,500.00	5%	100.00%
			Solares Electrical Serivces			\$497,718.85		\$ 497,718.85	22%	100.00%
V-043-A	Central Ticket Counters F, G Phase 1	MCM		9/23/16	\$ 771,071.17		\$ 771,071.17		89%	100.00%
			C. L. Elias Construction, Inc			\$114,390.79		\$ 114,390.79	15%	100.00%
			Paradise Awnings Corp			\$48,264.50		\$ 39,201.33	6%	81.22%
			ABC Construction, Inc			\$69,305.93		\$ 69,305.93	9%	100.00%
			Everett Painting Company, Inc			\$5,710.21		\$ 5,710.21	1%	100.00%
			C. L. Elias Construction, Inc			\$13,997.00		\$ 13,997.00	2%	100.00%
			DAC Air Conditioning Corp			\$119,970.00		\$ 119,970.00	16%	100.00%



Project #	Project Name	Prime		Start Date	Contract Award	CSBE Award	Amount Paid to GC	Amount Paid to CSBE	CSBE Part.	% Complete
			Jador International Corp			\$316,024.55		\$ 316,024.55	41%	100.00%
			National Fire Protection			\$10,536.83		\$ 10,513.65	1%	99.78%
U-037-A	United Airlines Colocation ATO Renovations	MCM		9/16/16	\$ 361,453.93		\$ 361,453.93		99%	100.00%
			Delka Innovo Group			\$31,113.45		\$ 31,113.45	9%	100.00%
			Paradise Awnings Corp			\$33,814.03		\$ 33,814.03	9%	100.00%
			Delka Innovo Group			\$65,137.00		\$ 65,137.00	18%	100.00%
			Delka Innovo Group			\$4,173.00		\$ 4,173.00	1%	100.00%
			Epic Consultants, Inc			\$33,347.92		\$ 33,347.92	9%	100.00%
			Epic Consultants, Inc			\$23,101.00		\$ 21,985.00	6%	95.17%
			Everett Painting Company, Inc			\$8,709.49		\$ 8,709.49	2%	100.00%
			Delka Innovo Group			\$10,953.51		\$ 10,953.51	3%	100.00%
			DAC Air Conditioning Corp			\$42,445.78		\$ 42,445.78	12%	100.00%
			Al Hill Plumbing Corp			\$17,565.00		\$ 17,565.00	5%	100.00%
			National Fire Protection			\$10,536.83		\$ 10,513.65	3%	99.78%
			Thevenin Enterprises, Inc			\$87,860.79		\$ 40,355.69	24%	45.93%
T074-T	E-FIS Emergency Renovations, 1st Level	MCM		2/28/17	\$ 1,878,855.28		\$ 1,846,018.00		68%	98.25%
			A1-All Florida Painting, Inc			\$36,797.90		\$ 36,797.00	2%	100.00%
			AAP Construction Group Corp.			\$805,851.07		\$ 805,851.00	43%	100.00%
			Century Fire, Inc.			\$113,870.21		\$ 113,870.00	6%	100.00%
			Jador International Corp			\$326,241.05		\$ 323,545.00	17%	99.17%
T072-H	E-FIS Renovation Security & Access Control	MCM		8/29/17	\$ 1,406,718.51		\$ 1,243,809.10		14%	88.42%
			Jador International Corp			\$192,521.78		\$ 192,500.00	14%	99.99%
X045A	Conc. J Gate 3 - EDS Room	MCM		9/9/17	\$ 400,273.02		\$ 400,273.02		78%	100.00%
			AAP Construcion Group Corp.			\$83,643.00		\$ 83,643.00	21%	100.00%
			AAP Construcion Group Corp.			\$15,250.00		\$ 15,250.00	4%	100.00%
			AAP Construcion Group Corp.			\$38,450.00		\$ 38,450.00	10%	100.00%
			Ameradrain Plumbing			\$47,800.24		\$ 47,800.24	12%	100.00%
			Thevenin Enterprises Inc.			\$112,863.75		\$ 112,863.75	28%	100.00%
			Jordim International			\$63,785.50		\$ 63,785.50	3%	100.00%
T072-H	E-FIS Renovation Third Level	MCM		8/29/17	\$ 411,128.37		\$ 332,904.83		68%	80.97%
			EPIC Consultant			\$117,932.97		\$ 117,933.00	29%	100.00%
			World of Frameless Glass			\$6,950.00		\$ 6,950.00	2%	100.00%
			EPIC Consultant			\$20,003.00		\$ 20,003.00	5%	100.00%
			Century Fire			\$32,380.00		\$ 32,380.00	8%	100.00%
			American Commerical Services			\$22,455.00		\$ 22,455.00	5%	100.00%
			Thevenin Enterprises			\$79,021.88		\$ 79,022.00	19%	100.00%
U010-T	Satellite E AHU-1 Replacement	MCM		9/13/17	\$ 423,052.98		\$ 354,646.83		81%	83.83%
			Paradise Construction			\$30,277.00		\$ 29,677.00	7%	98.02%
			AAP Construction Group Corp			\$8,640.00		\$ 8,640.00	2%	100.00%
			American Commerical Services			\$262,639.00		\$ 242,506.00	62%	92.33%

Project #	Project Name	Prime		Start Date	Contract Award	CSBE Award	Amount Paid to GC	Amount Paid to CSBE	CSBE Part.	% Complete
			Century Fire			\$14,075.01		\$ 13,225.00	3%	93.96%
			Thevenin Enterprises			\$26,188.93		\$ 24,189.00	6%	92.36%
R023-A	Outfall No. 2 & 3 Boom & Skimmer System	MCM		4/24/18	\$ 1,722,858.44		\$ 1,125,701.24		84%	65.34%
			ABC Construction			\$1,274,000.00		\$ 1,155,583.00	74%	90.71%
			ABC Construction			\$47,500.00		\$ 28,595.00	3%	60.20%
			Tesla Engineering, Inc			\$127,750.00		\$ 122,908.00	7%	96.21%
P109-A	Bearing Modifications to Bridge #3062 B & C	MCM		5/17/18	\$ 274,330.58		\$ 133,066.72		78%	48.51%
			SK Quality Contractor, Inc			\$58,800.00		\$ 16,434.00	21%	27.95%
			SK Quality Contractor, Inc			\$114,900.00		\$ 88,276.00	42%	76.83%
			SK Quality Contractor, Inc			\$40,000.00		\$ 14,640.00	15%	36.60%
T072E	Lower Conc E 3rd Level Sterile Corridor	MCM		9/12/18	\$ 1,857,865.39				83%	0.00%
			C. L Elias Construction			\$426,451.00		\$ -	23%	0.00%
			Paradise Awings Corp			\$168,470.59			9%	0.00%
			EPIC Consultant, Inc			\$115,586.00			6%	0.00%
			C. L Elias Construction			\$119,621.00			6%	0.00%
			EPIC Consultant, Inc			\$169,980.00			9%	0.00%
			AAP Construction Group Corp			\$49,350.00			3%	0.00%
			C J Protection Inc			\$190,000.00			10%	0.00%
			Thevenin Enterprises Inc.			\$108,000.00			6%	0.00%
			Jador International Corp			\$199,300.00			11%	0.00%
P0256C	Relocation of Swissport Shop and Offices	MCM		7/30/18	\$ 605,700.10		\$ 182,624.81		79%	30.15%
			SK Quality Contractor, Inc			\$93,126.55		\$ 20,883.00	15%	22.42%
			SK Quality Contractor, Inc			\$46,538.93		\$ 39,636.00	8%	85.17%
			Delka Innovo Group			\$9,120.00		\$ 6,538.00	2%	71.69%
			Oratso Corporation			\$21,988.50		\$ -	4%	0.00%
			Kesoki Painting LLC			\$11,960.00		\$ 4,147.00	2%	34.67%
			C J Protection Inc			\$15,000.00		\$ 14,600.00	2%	97.33%
			Ameradrain Plumbing			\$147,000.00		\$ 84,055.00	24%	57.18%
			Thevenin Enterprises Inc.			\$21,900.00		\$ 10,386.00	4%	47.42%
			PYD Electric Corp			\$112,650.00		\$ 26,298.00	19%	23.34%
P0256C(I)	Relocation of Swissport Interior Offices	MCM		7/30/18	\$ 665,402.32		\$ 495,539.95		77%	74.47%
			SK Quality Contractor, Inc			\$67,689.11		\$ 56,035.00	10%	82.78%
			Fleites Construction Group, Inc.			\$57,484.00		\$ 55,884.00	9%	97.22%
			Delka Innovo Group			\$30,500.00		\$ 30,300.00	5%	99.34%
			C. L Elias Construction			\$30,941.00		\$ 23,593.00	5%	76.25%
			C. L Elias Construction			\$39,176.00		\$ 36,176.00	6%	92.34%
			C. L Elias Construction			\$24,536.00		\$ 2,730.00	4%	11.13%
			Government Business Development			\$10,890.00		\$ 10,881.00	2%	99.92%
			C J Protection Inc			\$45,000.00		\$ 44,600.00	7%	99.11%
			Marvi Builders LLC			\$51,702.00		\$ 48,752.00	8%	94.29%



Project #	Project Name	Prime		Start Date	Contract Award	CSBE Award	Amount Paid to GC	Amount Paid to CSBE	CSBE Part.	% Complete
			DC Electric Inc			\$157,000.00		\$ 152,730.00	24%	97.28%
P0256C(T)	Relocation of Triangle Shop and Offices	MCM		8/30/18	\$ 496,593.75		\$ 230,857.45		63%	46.49%
			SK Quality Contractor, Inc			\$112,630.65		\$ 38,746.00	23%	34.40%
			C. L Elias Construction			\$121,438.00		\$ 73,164.00	24%	60.25%
			Delka Innovo Group			\$10,400.00		\$ 10,400.00	2%	100.00%
			Kesoki Painting LLC			\$28,435.00		\$ 12,583.00	6%	44.25%
			Thevenin Enterprises, Inc			\$40,000.00		\$ 16,025.00	8%	40.06%
P0256B	Interior Wash Rack for Swissport Facility (Bldg 701)	MCM		6/15/18	\$ 384,077.78		\$ 270,835.68		85%	70.52%
			Delka Innovo Group			\$75,973.00		\$ 72,886.00	20%	95.94%
			SK Quality Contractor, Inc			\$17,391.22		\$ 9,986.00	5%	57.42%
			SK Quality Contractor, Inc			\$70,920.00		\$ 68,920.00	18%	97.18%
			Kesoki Painting LLC			\$11,500.00		\$ 10,899.00	3%	94.77%
			Delka Innovo Group			\$53,650.00		\$ 32,158.00	14%	59.94%
			C J Protection Inc			\$20,000.00		\$ 20,000.00	5%	100.00%
			Ameradrain Plumbing			\$42,000.00		\$ 22,590.00	11%	53.79%
			Thevenin Enterprises			\$14,060.00		\$ 10,514.00	4%	74.78%
			Thevenin Enterprises			\$19,850.00		\$ 17,302.00	5%	87.16%
P0256D	Fumigation Facility Relocation	MCM		10/1/18	\$ 1,096,716.52		\$ -		84%	0.00%
			AAP Construction Group Corp			\$290,150.00			26%	0.00%
			AAP Construction Group Corp			\$80,200.00			7%	0.00%
			AAP Construction Group Corp			\$17,095.00			2%	0.00%
			AAP Construction Group Corp			\$221,338.00			20%	0.00%
			Kesoki Painting LLC			\$3,490.00			0%	0.00%
			Ameradrain Plumbing			\$153,000.00			14%	0.00%
			PYD Electric Corp			\$156,960.00			14%	0.00%
	Subtotal (SBE/Construction Trade Set-Aside)				\$ 50,512,274.32	\$ 35,132,279.27	\$ 45,090,394.77	\$ 30,958,241.75	70%	

## MCC-8-10 Projects Without Contract Measures

K069A	MIA-Hotel 8th Floor Pool Demolition	DPC		12/12/12	\$ 5,713,132.12	\$ 5,209,960.00	\$ 5,713,132.12	\$ 5,029,960.00	0%	100.00%
	No Measures - Emergency Job									
	MIA-Terminal Operations Supervisors Office	MCM		10/4/12	\$ 3,933.86	\$ -	\$ 3,933.86		0%	100.00%
	Pre-Construction Fees only - Project Cancellld									
730A6	MIA-NTD BHS Phase 3 Mechanical Electrical	Jordim Intl		4/23/13	\$ 4,769,054.46	\$ 4,411,750.00	\$ 4,769,054.46	\$ 4,376,736.00	0%	100.00%
	No Measures - Emergency Job									
	MIA-Quick Response Project Order	MCM			\$ 1,098,100.93		\$ 1,098,100.93		39%	100.00%
	Budget = \$2,200,000.00		Titan Construction Group			\$ 38,616.05		\$ 38,616.05	4%	100.00%
	Emergency Work without Contract Measures		Ruben Electric Tech., Inc.			\$ 78,509.72		\$ 78,509.72	7%	100.00%
			Archon Management			\$ 24,398.22		\$ 24,398.22	2%	100.00%

Project #	Project Name	Prime		Start Date	Contract Award	CSBE Award	Amount Paid to GC	Amount Paid to CSBE	CSBE Part.	% Complete
			New Beach Partners			\$ 53,351.00		\$ 53,351.00	5%	100.00%
			Onabuc			\$ 15,331.42		\$ 15,331.42	1%	100.00%
			Paradise Awnings			\$ 112,403.50		\$ 112,403.50	10%	100.00%
			Sunshine State Air Condition			\$ 59,000.00		\$ 59,000.00	5%	100.00%
			Supreme Ceilings & Interiors			\$ 2,872.00		\$ 2,872.00	0%	100.00%
			Residential Kitchen Design, Inc.			\$ 40,100.00		\$ 40,100.00	4%	100.00%
T044A	OPF - Bldg. 40 & 41 Repairs/Renovations	MCM			\$ 307,490.11		\$ 307,490.11		92%	100.00%
	No Measures - Emergency Job		A-1 All Florida Painting, Inc.			\$ 78,125.00		\$ 78,125.00	25%	100.00%
			Hernandez Metal Fabricators			\$ 205,368.00		\$ 205,368.00	67%	100.00%
P049A	MIA-Elevator Sump Pump @ Cc "E" Lobby	MCM			\$ 142,129.67		\$ 142,129.67	\$ 42,043.99	89%	100.00%
	No Measures - Emergency Job		Richlin Plumbing, Inc.			\$ 118,634.00		\$ 118,634.00	83%	100.00%
			Thevenin Enterprises, Inc.			\$ 8,470.00		\$ 8,470.00	6%	100.00%
781-016	MIA-NTD BHS Parts Storage Ramp Level MEP	MCM			\$ 567,754.58		\$ 567,754.58		92%	100.00%
	No Measures - Emergency Job		Coakley Mechanical Inc.			\$ 109,928.00		\$ 109,927.50	19%	100.00%
			Thevenin Enterprises, Inc.			\$ 89,145.70		\$ 88,895.50	16%	99.72%
			C. L. Elias Construction			\$ 121,838.92		\$ 121,838.92	21%	100.00%
			Fleites Construction			\$ 111,426.00		\$ 11,426.00	20%	10.25%
			Hernandez Metal Fabricators			\$ 77,500.00		\$ 77,500.00	14%	100.00%
			Century Fire			\$ 10,857.00		\$ 10,856.94	2%	100.00%
T072A-2	MIA Lower Conc. E Checkpoint Interior	MCM			\$ 153,938.99		\$ 153,938.99		83%	100.00%
	No Measures - Emergency Job		Senaia International			\$ 127,550.00		\$ 127,550.00	83%	
V040A-4	MIA-Satellite E Pavement Rehab- Fueling Pkg.4	Cherokee		12/28/15	\$ 13,569,746.53		\$ 13,569,746.53		0%	100.00%
	No Available SBE/Const. Firm		Cherokee Enterprises, Inc.			\$ 13,615,267.09		\$ 12,439,229.86	0%	91.36%
W-001-A	MIA Overhead Utility Bridge #36 -Emerg. Work			3/11/16	\$ 4,064,048.73		\$ 2,967,289.63		85%	73.01%
			Weathertrol			\$ 546,094.00		\$ 546,094.00	13%	100.00%
			Jador International			\$ 2,719,446.23		\$ 1,528,766.63	67%	56.22%
			Fleites Construction			\$ 408,380.22		\$ 408,380.22	10%	100.00%
	Subtotal (No Measures)				\$ 30,389,329.98		\$ 29,292,570.88	\$ -	0%	

## PROJECTS WITH SBE/CONSTRUCTION GOALS

Project #	Project Name	Prime	SBE/Const. Subcontractor	Start Date	Contract Award	SBE/Const.	Amount Paid to GC	Amount Paid to All Subs	SBE/C Part.	% Complete
V040A-3	MIA-Sat.E Pavement Rehab-Pkg.3 Asphalt	MCM		12/28/15	\$ 1,167,666.27		\$ 887,924.46		6%	76.04%
	SBE/CONSTRUCTION GOAL (6%)		General Asphalt - Prime		\$ 1,016,955.55			\$ 818,332.79		
		SBE Firm	Quality Construction Performance			\$ 58,757.94			6%	
V040A-2	MIA-Sat.E Pavement Rehab-Pkg. 2 Concrete	MCM			\$ 3,879,068.34		\$ 3,006,246.38		15%	77.50%
	SBE/CONSTRUCTION GOAL (15%)		Cherokee Enterprises - Prime		\$ 3,176,549.65			\$ 2,515,618.94		
		SBE Firm	A&M Brothers Concrete & Drainage			\$ 617,075.00			15%	



Project #	Project Name	Prime		Start Date	Contract Award	CSBE Award	Amount Paid to GC	Amount Paid to CSBE	CSBE Part.	% Complete
	TOTAL SBE/Construction PARTICIPATION				\$ 5,046,734.61				6%	

	TOTAL SBE/CONSTRUCTION PARTICIPATION				\$ 85,948,338.91	\$ 35,191,037.21			41%	
--	--------------------------------------	--	--	--	------------------	------------------	--	--	-----	--

**PROJECTS WITH DBE GOALS**

Project #	Project Name	Prime	DBE Subcontractor	Start Date	Contract Award	DBE Award	Amount Paid to GC	Amount Paid to All Subs	DBE Part.	% Complete
P046A	MIA-Central Chiller Plant Refurb. & Modif.	MCM		12/28/12	\$ 9,950,599.06		\$ 9,950,599.06	\$ 8,903,894.29	24%	100.00%
	DBE Goal (15%)		Multiple DBE Subcontractors			\$ 2,367,357.75		\$ 2,367,357.75	24%	100.00%
	TOTAL DBE PARTICIPATION				\$ 9,950,599.06	\$ 2,367,357.75			24%	

**JOC Status Report  
(as of 2/6/2019)**

Construction Type	Contract #	Company	Projects Assigned	Pending Job Orders	Pending Total	Approved Job Orders	PO Total	PO + Pending Total	PO/SBE-C %	Total Savings
Open Market	JOC-11-6060-JE/GC-01	Allied Contractors	1	0	\$ -	3	\$ 1,426,847.66	\$ 1,426,847.66	95.43%	\$ 68,811.90
Open Market	JOC-13-11538-JE/GC-01 (G)	BDI Construction	18	0	\$ -	45	\$ 3,487,263.36	\$ 3,487,263.36	36.57%	\$ 331,939.56
Open Market	JOC-13-11538-JE/GC-01 (C)	F.H. Paschen	13	1	\$ 8,335.03	24	\$ 1,689,200.10	\$ 1,697,535.13	35.70%	\$ 98,477.55
Open Market	JOC-13-11538-JE/GC-01 (B)	Harbour Construction	16	1	\$ 20,000.00	26	\$ 5,314,287.21	\$ 5,334,287.21	88.04%	\$ 639,855.72
Open Market	JOC-13-11538-JE/GC-01 (F)	Hitt Contracting	1	0	\$ -	1	\$ 297,815.72	\$ 297,815.72	18.33%	\$ -
Open Market	JOC-13-11538-JE/GC-01 (H)	Johnson-Laux Construction	9	4	\$ 337,868.68	16	\$ 3,489,356.23	\$ 3,827,224.91	25.23%	\$ 219,116.16
Open Market	JOC-13-11538-JE/GC-01 (A)	LEE Construction Group	10	0	\$ -	25	\$ 5,180,746.33	\$ 5,180,746.33	83.48%	\$ 48,236.99
SBE-C Level 1 Set-Aside	JOC-13-11538-JE/GC-03	LEE Construction Group	2	0	\$ -	3	\$ 109,662.54	\$ 109,662.54	100.00%	\$ 1,494.70
Open Market	JOC-13-11538-JE/GC-01 (D)	LEGO Construction Co	11	1	\$ 5,326.08	34	\$ 6,069,785.05	\$ 6,075,111.13	80.65%	\$ 276,765.83
SBE-C Level 2 Set-Aside	JOC-13-11538-JE/GC-04	RC Construction	17	0	\$ -	34	\$ 3,786,483.20	\$ 3,786,483.20	98.82%	\$ 450,976.52
Open Market	JOC-13-11538-JE/GC-01 (E)	Thornton Construction	3	0	\$ -	7	\$ 253,477.92	\$ 253,477.92	12.62%	\$ 3,008.35
<b>Electrical Construction</b>										
Open Market	JOC-13-11538-JE/EC-06	Solares Electrical	21	3	\$ 211,127.59	19	\$ 984,460.16	\$ 1,195,587.75	41.05%	\$ 20,849.73
<b>Mechanical Construction</b>										
Open Market	JOC-13-11538-JE/MC-09 (A)	Comfort Tech	16	7	\$ 1,067,340.00	14	\$ 2,437,428.02	\$ 3,504,768.02	59.13%	\$ 91,133.83
SBE-C Level 2 Set-Aside	JOC-13-11538-JE/MC-11 (A)	Comfort Tech	7	0	\$ -	7	\$ 205,715.87	\$ 205,715.87	100.00%	\$ 39,608.30
Open Market	JOC-13-11538-JE/MC-09 (B)	C.T. Mechanical	1	0	\$ -	1	\$ 22,799.91	\$ 22,799.91	0.00%	\$ -
SBE-C Level 2 Set-Aside	JOC-13-11538-JE/MC-11 (B)	Premier Air Conditioning	0	0	\$ -	0	\$ -	\$ -	0.00%	\$ -
<b>Roofing Construction</b>										
Open Market	JOC-13-11538-JE/RC-12	Atlas Apex Roofing	2	1	\$ -	4	\$ 332,996.93	\$ 332,996.93	0.00%	\$ 39,692.37
SBE-C Level 2 Set-Aside	JOC-13-11538-JE/RC-13	Florida Roofing Solutions Inc.	2	0	\$ -	3	\$ 816,006.15	\$ 816,006.15	100.00%	\$ -
<b>Total</b>			<b>150</b>	<b>18</b>	<b>\$ 1,649,997.38</b>	<b>266</b>	<b>\$ 35,904,332.36</b>	<b>\$ 37,554,329.74</b>		<b>\$ 2,329,967.51</b>

Construction Type	Projects Assigned	Pending Job Orders	Pending Total	Approved Job Orders	PO Total	Total Savings		SBE Participation	Total Awarded	Overall %
General Construction	101	7	\$ 371,529.79	218	\$ 31,104,925.32	\$ 2,138,683.28		JOC Contract Total	\$ 24,824,393.04	69.14%
Electrical Construction	21	3	\$ 211,127.59	19	\$ 984,460.16	\$ 20,849.73		Year 1	\$ 10,570,105.67	73.02%
Mechanical Construction	24	7	\$ 1,067,340.00	22	\$ 2,665,943.80	\$ 130,742.13		Year 2	\$ 8,598,946.96	83.71%
Roofing Construction	4	1	\$ -	7	\$ 1,149,003.08	\$ 39,692.37		Year 3	\$ 5,655,340.41	50.69%
<b>JOC Contract Total</b>	<b>150</b>	<b>18</b>	<b>\$ 1,649,997.38</b>	<b>266</b>	<b>\$ 35,904,332.36</b>	<b>\$ 2,329,967.51</b>	<b>6.09%</b>	<b>Contract Purchase Authority</b>		
<b>Total Awarded Year 1</b>	<b>71</b>			<b>101</b>	<b>\$ 14,475,391.93</b>	<b>\$ 1,086,248.40</b>		Year 1	PHT 09/14-056	\$ 30,000,000.00
<b>Total Awarded Year 2</b>	<b>36</b>			<b>90</b>	<b>\$ 10,272,814.49</b>	<b>\$ 803,619.08</b>		OTR1	PHT 10/15-083	\$ 20,000,000.00
<b>Total Awarded Year 3</b>	<b>43</b>			<b>75</b>	<b>\$ 11,156,125.94</b>	<b>\$ 440,100.03</b>		OTR2	PHT 12/16-069	\$ 20,000,000.00
			<b>Year 3 Remaining (\$70m)</b>		<b>\$ 34,095,667.64</b>					
			<b>Year 3 Remaining (\$70m) + Pending</b>		<b>\$ 32,445,670.26</b>					

Firm Name	Gender	Ethnicity	NON-SBE	DBE	SBE/AE	SBE/C	SBE/GS	Micro	Total Awarded
1st Fence USA, Inc.			X						\$ 34,514.70
3-Form			X						\$ 3,159.57
A Beautiful Ceiling			X						\$ 800.00
A & O Plumbing	M	HISPANIC				X	X		\$ 142,796.00
A Affordable Carpet & Maintenance, Inc.									\$ 30,047.23
A Ultimate Fabrication & Welding			X						\$ 3,965.73
A-1 Property Services Group	F	HISPANIC				X	X		\$ 3,800.00
AAA Automatic Door Repair	M/F	H/C				X	X	X	\$ 53,502.44
ABC Concrete Cutting, Inc.			X						\$ 44,007.50
Ace Flooring			X						\$ 57,722.76
Acousti Engineering Company of Florida	M	CAUCASIAN	X						\$ 129,917.00
AGC Electric, Inc.	M	HISPANIC	X						\$ 130,000.00
Air Proserv	M	CAUCASIAN							\$ 677.94
Air Proserv	M	CAUCASIAN	X						\$ 11,916.51
Airmax			X						\$ 159,320.00
Al Hill Plumbing Corp.	M	African-American				X	X	X	\$ 133,996.12
All Points Design Corp.	F	HISPANIC		X		X	X	X	\$ 333,336.46
All Specialties Sales	F	CAUCASIAN	X						\$ 59,010.00
Amaro's Rigging & Moving	M	HISPANIC	X						\$ 4,000.00
American Impact Windows and Doors			X						\$ 13,500.00
Ameriglass Engineering, Inc.	M	HISPANIC					X		\$ 8,000.00
Amion Enterprises International Corp.	M	HISPANIC		X			X	X	\$ 156,314.23
Apex Air Conditioning Contractors			X						\$ 16,200.00
Arazoza Brothers Corp.	M	HISPANIC	X						\$ 19,545.00
Arfran, Inc.	F	HISPANIC	X						\$ 35,500.00
ASE Telecom	F	HISPANIC	X						\$ 99,498.11
Assa Abloy Entrance Systems	SH	SHAREHOLDER	X						\$ 2,066.00
Astro Painting, Corp.	M	HISPANIC				X	X	X	\$ 69,955.78
Atlantic Awnings, Inc.		HISPANIC	X						\$ 21,500.00
Atlantic Doors & Hardware			X						\$ 37,604.00
Atlas Carpet & Tile	M	HISPANIC	X						\$ 67,125.13
Baja Millworks, Inc.	F	HISPANIC		X		X	X		\$ 71,786.92
Basulto & Associates, Inc.			X						\$ 7,200.00
Bay Carpets, Inc.			X						\$ 6,625.23
Bergolla, Inc.	M	HISPANIC	X						\$ 39,000.00
Bionic Plumbing Corp.	M/F	CAUCASIAN	X						\$ 201,907.20
Brophy & Assoc.									\$ 75,632.50
Brunsteel Corp.	M	HISPANIC	X						\$ 4,000.00
Builders Specialties, Inc.			X						\$ 596.00
C & S Paint and Wallpaper, Inc.	M	HISPANIC	X						\$ 1,123.00
Cardel Fire Protection			X						\$ 24,382.00
Carpotech, Inc.	M	CAUCASIAN	X						\$ 2,258.76
CC Doors Corp., Inc.	M	CAUCASIAN	X						\$ 18,118.00
Centerline Plumbing, Inc.	M	CAUCASIAN				X			\$ 540,127.56
Central Fire Sprinkler System, Inc.	M	HISPANIC				X	X	X	\$ 46,400.00
Century Fire, Inc.	M	HISPANIC				X			\$ 24,000.00
CFT Technologies			X						\$ 4,600.00
CJ Fire Protection, Inc.	M	African-American				X	X	X	\$ 24,585.00
Coastal Demolition Contractors, Inc.							X		\$ 50,100.00
Comfort Tech Air Conditioning, Inc.	F	HISPANIC	X						\$ 383,729.26
Comfort Tech Air Conditioning, Inc.	F	HISPANIC		X		X	X		\$ 2,165,143.75
Commercial Interior Contractors, Corp.	F	HISPANIC				X	X		\$ 256,634.43
Concrete by M&J			X						\$ 9,123.40
Cool-Breeze Air Conditioning	M	HISPANIC	X						\$ 8,195.57
Crystal Clear Glass, Inc.			X						\$ 35,900.00
CT Mechanical Co.	M	HISPANIC	X						\$ 57,000.00
Cube Care Co.	F	HISPANIC		X			X	X	\$ 21,216.44
Custom Concepts Miami, Inc.			X						\$ 133,750.00
Cutting Edge Sales & Installation, Inc.	F	HISPANIC				X	X	X	\$ 192,123.10

Vendor Classification				
		Totals	Count	%
Male	\$	8,749,301.49	76	44.71%
Female	\$	5,021,333.62	26	15.29%
N/A or Other	\$	2,002,717.87	68	40.00%
Total	\$	15,773,352.98	170	100.00%
African-American	\$	305,822.26	7	4.12%
Caucasian	\$	2,216,397.49	29	17.06%
Hispanic	\$	11,507,577.56	69	40.59%
N/A or Other	\$	1,743,555.67	65	38.24%
Total	\$	15,773,352.98	170	100.00%
NON-SBE	\$	5,448,899.10	108	63.53%
SBE	\$	10,324,453.88	62	36.47%
Total	\$	15,773,352.98	170	100.00%
		Totals	Count	%
Male SBE	\$	6,289,208.16	37	59.68%
Female SBE	\$	3,689,232.05	15	24.19%
N/A SBE	\$	346,013.67	10	16.13%
Total	\$	10,324,453.88	62	100.00%
African-American SBE	\$	215,318.06	6	9.68%
Caucasian SBE	\$	682,453.81	6	9.68%
Hispanic SBE	\$	9,080,668.34	40	64.52%
N/A SBE	\$	346,013.67	10	16.13%
Total	\$	10,324,453.88	62	100.00%
DBE	\$	4,936,329.54	16	
SBE/AE	\$	7,000.00	1	
SBE/C	\$	9,733,809.71	45	
SBE/GS	\$	7,460,882.55	41	
Micro	\$	4,994,537.81	32	

Firm Name	Gender	Ethnicity	NON-SBE	DBE	SBE/AE	SBE/C	SBE/GS	Micro	Total Awarded
CV Ocean Plumbing, Inc.	M	HISPANIC				X	X	X	\$ (44,313.46)
Cynamon Bro's	M/F	HISPANIC	X						\$ 35,755.00
Dade Electric Service, Inc.	M	CAUCASIAN				X	X		\$ 4,000.00
Delta Construction Group			X						\$ 50,400.00
Dixie Clamp and Scaffold, Inc.	M	CAUCASIAN	X						\$ 1,143.00
Drywall and Framing Investment Group, Inc.	M	HISPANIC	X						\$ 213,140.00
Durabond Company	M	CAUCASIAN	X						\$ 10,400.00
ECCS Florida, LLC	M	HISPANIC		X		X	X	X	\$ 229,999.99
Eddy's Plumbing Services, Inc.	M	CAUCASIAN					X	X	\$ 79,500.00
EE&G Environmental Services, LLC	M	CAUCASIAN	X						\$ 7,500.00
Environmental Graphics	M	CAUCASIAN	X						\$ 9,105.60
F & L Fire and Electrical System, Inc.	M	HISPANIC				X	X	X	\$ 214,336.00
Firematic Sprinklers, Inc.			X						\$ 7,700.00
Florida Power Quality Solutions, Inc.	M	HISPANIC				X	X	X	\$ 507,274.12
Florida Roofing Solutions Inc.	M	HISPANIC		X		X	X		\$ 14,825.21
Florida Sol Systems, Inc.	F	HISPANIC	X						\$ 2,500.00
Franklin Flooring	M	African-American							\$ 22,624.33
Franklin Flooring	M	African-American	X						\$ 90,504.20
G & R Electric									\$ 30,248.65
GAMMA Air System, Inc.	M	HISPANIC				X	X	X	\$ 691,225.00
Generation Electrical Services, Corp.	M	HISPANIC				X	X	X	\$ 3,444.00
Glenco Industries			X						\$ 44,011.00
Gomez & Son Fence Corp.	F	HISPANIC				X			\$ 24,379.00
Gomez Insulation									\$ 45,685.51
Gulfstream Petroleum Services, Inc.	M	CAUCASIAN	X						\$ 3,997.18
Haber & Sons Plumbing, Inc.	M	HISPANIC				X	X	X	\$ 354,983.97
High Power Electric, LLC	M	HISPANIC				X	X	X	\$ 648,816.33
High Tech Access Corp.			X						\$ 7,413.98
Horizon Fire Sprinklers			X						\$ 16,800.00
I.H.M. Plumbing Services	F	HISPANIC	X						\$ 21,979.66
Ideacom	M	CAUCASIAN	X						\$ 41,655.90
Institutional Products, Inc.	M	HISPANIC	X						\$ 238,028.00
Integ			X						\$ 128,568.25
J & C Drywall	M	HISPANIC	X						\$ 11,156.00
J.P. Moran, Inc.	F	CAUCASIAN				X			\$ 19,433.00
JAMPRO Demolition, Inc.									\$ 26,000.00
JFB Acoustics			X						\$ 49,678.00
JJAS Door Installations, Inc.	F	HISPANIC		X		X	X	X	\$ 125,247.80
Kelly Glass			X						\$ 6,222.76
Kesoki Painting, LLC	F	HISPANIC		X		X	X	X	\$ 275,615.04
KMI International, Inc.	M	CAUCASIAN	X						\$ 93,688.00
Lemus Irrigation, Inc.			X						\$ 13,500.00
M & J Elevator Interiors, Inc.	M	HISPANIC	X						\$ 3,800.00
MADY & Associates	M	HISPANIC			X		X	X	\$ 7,000.00
Mar's Contractors, Inc.	F	African-American		X		X	X	X	\$ 20,850.00
Mapache Enterprises, Inc.			X						\$ 6,410.00
Mardale Specialties Direct, Inc.			X						\$ 3,361.00
Mardan Fabrication, Inc.	M	CAUCASIAN	X						\$ 32,453.00
MB Acoustic Ceiling, Inc.			X						\$ 6,236.80
MCCS Services			X						\$ 30,000.00
MEDCON Construction Services, LLC	F	CAUCASIAN				X		X	\$ 38,715.31
Miguel Lopez Jr. Inc.	M	HISPANIC				X			\$ 146,128.75
Moreno Construction, Inc.	M	HISPANIC	X						\$ 75,000.00
Nabuc Plumbing Corp.	M	HISPANIC	X						\$ 37,300.00
Nabuc Plumbing Corp.	M	HISPANIC							\$ 2,800.00
National Fire Protection	M	HISPANIC	X						\$ 7,300.00
NyCom, Inc.	M	CAUCASIAN	X						\$ 8,200.00
O'Neill Brothers Flooring, Inc.			X						\$ 2,000.00
People's Plumbing & Mechanical, Inc.	F	HISPANIC				X	X	X	\$ 138,150.80

[illegible]



**OHL**  

---

**Arellano**

# OHL Arellano Construction Co.

Project A – Jackson North Medical Center

Monday February 11<sup>th</sup> 2019 (1:00 – 3:00 PM)

CM SBE-C Advisory Board Presentation





**OHL**  
**Arellano**

**MESSAM**  
CONSTRUCTION

Project A – Jackson North Medical Center

Monday February 11<sup>th</sup> 2019

CM SBE-C Advisory Board Presentation



## Our Approach To Maximize C-SBE Participation at JNMC

1. SBE Outreach events
2. Encourage non C-SBEs to become certified
3. Lower tier participation from C-SBEs & non C-SBEs



**OHL**  
**Arellano**



**Project A – Jackson North Medical Center**

**Monday February 11<sup>th</sup> 2019**

**CM SBE-C Advisory Board Presentation**



**1. Applicable Contract Goals:**

- a) Small Business Enterprise – Construction: 32.77%
- b) Small Business Enterprise – Goods & Services: 0.25%
- c) Small Business Enterprise – Protégé/Mentorship: 6.31%

**2. Achieved Contract Goals (To Date):**

- a) Small Business Enterprise – **Construction: 33.07%** ( Including GMP 001 – GMP 005)
- b) Small Business Enterprise – Goods & Services: **3.14%**
- c) Small Business Enterprise – Protégé/Mentorship: **15%**





**OHL**  
**Arellano**



**Project A – Jackson North Medical Center**

**Monday February 11<sup>th</sup> 2019**

**CM SBE-C Advisory Board Presentation**



1. Overall Contract Scope of Work:

- a) GMP001.00 – CT Scan UPS
- b) GMP002.00 – Temporary Parking Lot
- c) GMP003.00 – Package 01
  - 1<sup>st</sup> – 6<sup>th</sup> Floor Cosmetic Upgrade
    - 1<sup>st</sup> Floor Lobby Renovation
    - 2<sup>nd</sup> Floor LDR Renovation
    - 3<sup>rd</sup> & 4<sup>th</sup> Floors Cosmetic Renovation
    - 5<sup>th</sup> Floor Repainting
    - 6<sup>th</sup> Floor (Partial) Cosmetic Renovation
  - Domestic Water Riser
  - Re-Roofing Alteration
- d) GMP004.00 – Package 02
  - 7<sup>th</sup> Floor Medical/Surgical
  - Chiller Replacement
  - Interventional Radiology Room
  - Physical Therapy
- e) GMP005.00 – Package 03
  - Oxygen Tank Farm Enclosure
- a) GMP006.00 – Package 04 (4a & 4b)
  - Emergency Department
  - Surgical Suite Renovation
  - Body Hold
  - Permanent Parking lot
  - External Finish Upgrades

# Project A – Jackson North Medical Center



7<sup>th</sup> Floor: Roofing



1<sup>st</sup> Floor Lobby Ribbon  
Ceremony



2<sup>nd</sup> Floor: Labor & Delivery



**OHL**  
**Arellano**



## Project A – Jackson North Medical Center

Monday February 11<sup>th</sup> 2019

### CM SBE-C Advisory Board Presentation



#### 1. Information to date:

- a) Total # of GMPs awarded by Jackson:
  - GMP001.00 – Issued & Dated 04/26/2017 - \$361,323.35
  - GMP002.00 – Issued & Dated 03/03/2017 - \$301,318.39
  - GMP003.00 – Issued & Dated 01/18/2018 - \$26,754,970.00
  - GMP004.00 – Issued & Dated 02/20/2018 - \$10,640,340.00
  - GMP005.00 – Issued & Dated 02/20/2018 - \$732,548.34
  - GMP006.00 – Issued & Dated 10/17/2018 - \$19,888,941
- b) Total \$ value of all awarded GMPs: \$58,679,441.08
- c) Total \$ value of payment received by Jackson: **[Grand Total: \$11,421,781.86]**
  - GMP001.00 – \$148,666.04
  - GMP002.00 – \$293,785.43
  - GMP003.00 – \$6,617,211.28
  - GMP004.00 – \$4,278,018.79
  - GMP005.00 – \$9,212.20
  - GMP006.00 – \$74,888.12
- d) Total # of SBEs contracted to date (for all GMPs):
  - GMP001.00 – 0
  - GMP002.00 – 1
  - GMP003.00 – 9
  - GMP004.00 – 9
  - GMP005.00 – 4
  - GMP006.00 – 5 \*\* *(Additional SBEs to be contracted)*
- e) Total \$ value contracted to SBEs to date (for all GMPs)
  - GMP002.00 – \$154,230.00
  - GMP003.00 – \$3,468,748.00
  - GMP004.00 – \$1,746,304.00
  - GMP005.00 – \$313,070.00 \*\* *(Additional SBEs to be contracted)*
  - GMP006.00 – \$2,668,997.00 \*\* *(Additional SBEs to be contracted)*
- f) Total \$ value paid to SBEs to date (for all GMPs)
  - GMP002.00 – \$156,478.50
  - GMP003.00 – \$691,119.54
  - GMP004.00 – \$904,185.25
  - GMP005.00 – N/A
  - GMP006.00 – N/A



**OHL**  
**Arellano**



## Project A – Jackson North Medical Center

**Monday February 11<sup>th</sup> 2019**



### **CM SBE-C Advisory Board Presentation**

#### 1. Certified SBE-Construction & SBE-Goods & Services Subcontracts Awarded to date:

- **GMP002.00 – Temporary Parking Lot**
  - Solution Construction (Site Work)(Hispanic Owned )- \$154,230.00
- **GMP003.00 – Package 01**
  - Real Master Construction RMC (Drywall)(Hispanic Owned) - \$1,261,261.98
  - Solution Construction (Site Work)(Hispanic Owned)- \$76,750.00
  - Gomez & Son Fence (Permanent Fencing)(Hispanic/Women Owned)- \$19,274.00
  - Salomon Roofing (Re-roofing)(White Owned) - \$890,267.00
  - Imperial Flooring (Resilient/Carpet Flooring & Ceramic Tile)(Hispanic Owned) - \$992,198.00
  - Gomez Quality Insulation, Inc c/o Comfort Tech Air Conditioning (HVAC Mechanical Insulation)(Hispanic Owned) - \$44,000.00
  - Mars Contractors (Plumbing)(African American/Women Owned) - \$1,356,759.00
  - CJ Fire Protection (Fire Sprinkler System)(African American Owned) - \$89,500.00
  - Mark Products USA (Casework) (White Owned) **(Goods & Services)** - \$399,900.00
- **GMP004.00 – Package 02**
  - SCR Mechanical (Tier 2) (Misc. Steel/Metals)(White Owned) - \$171,429.00
  - Office Furniture by Tempo (Casework)(Hispanic Owned) - \$301,745.00
  - Electrical Alliance (Tier 2) (Electrical) (Hispanic Owned) - \$357,924.77
  - Gomez Quality Insulation (Tier 2) (HVAC) (Hispanic Owned) - \$168,620
  - Salomon Roofing (Re-Roofing)(White Owned) - \$39,389.00
  - Franklin Flooring (Ceramic Tile)(African American Owned) - \$134,146.00
  - Al Hill Plumbing (Plumbing)(African American/Women Owned) - \$1,160,600.00
  - CJ Fire Protection (Fire Sprinkler System)(African American Owned) - \$72,290.00
  - Cube Care (Cubicle Curtains/Tracks)(White Owned) **(Goods & Services)** - \$4,303.00
- **GMP005.00 – Package 03**
  - Al Hill Plumbing (Plumbing)(African American/Women Owned) - \$173,040.00
  - Solution Construction (Site Work)(Hispanic Owned) - \$119,050.00
  - W&R Construction Group (Painting & Stucco)(Hispanic Owned) - \$20,000
  - Gomez & Son Fence (Permanent Fencing)(Hispanic/Women Owned) - \$980.00
- **GMP006.00 – Package #4 (Currently Awarding)**
  - Real Master Construction RMC (Drywall)(Hispanic Owned) - \$2,072,936.00
  - Solution Construction (Site Work)(Hispanic Owned) - \$146,900.00
  - Salomon Roofing (Re-Roofing)(White Owned) - \$81,211.00
  - Office Furniture by Tempo (Casework)(Hispanic Owned) - \$367,950.00
  - Cube Care (Cubicle Curtains/Tracks)(White Owned) **(Goods & Services)** - \$17,024.00



**OHL**  
**Arellano**



**Project A – Jackson North Medical Center**

**Monday February 11<sup>th</sup> 2019**

**CM SBE-C Advisory Board Presentation**



❖ We are in the awarding stages of GMP Package #4.

- Awarded SBE Subcontractors To Date:

1. Real Master Construction - \$2,072,936.00
2. Office Furniture by Tempo - \$367,950.00
3. Solution Construction \$146,900
4. Salomon Roofing - \$81,211.00
5. Cube Care (Goods/Services) - \$17,024.00





OHL  
Arellano



Project A – Jackson North Medical Center

Monday February 11<sup>th</sup> 2019

CM SBE-C Advisory Board Presentation



JNMC ED - NURSE STATION AT PEDS



JNMC COSMETIC UPGRADE  
PATIENT ROOM HEADWALL



# Jackson Modernization Project D

CM SBE-C Advisory Board Update **February 2019**

## Your Project Diversity Team



Andrew Smith, Sr. Project Manager

904.591.9840 [andrew.smith@skanska.com](mailto:andrew.smith@skanska.com)

Reneé Jones, Sr. Regional Diversity Director

919.524.5169 [renee.jones@skanska.com](mailto:renee.jones@skanska.com)

Frankie Rosso, Diversity and Outreach Coordinator

954.498.8265 [franchezka.rosso@skanska.com](mailto:franchezka.rosso@skanska.com)





## Overall Contract Scope of Work

Interior renovation  
and modernization to  
various hospital user  
groups ranging from  
administrative to hybrid  
OR's

## Contract Goals

Mentorship Goal

**6.31%**

SBE-C Goal

**21.59%**

SBE-G/S Goal

**0.25%**



## Project Information to Date

Total dollar value of all awarded GMP's

**\$49,369,701**

Total dollar value of Cost of Work

**\$31,924,091**

Total dollar value contracted to SBE's to date (all GMP's)

**\$10,613,453**

Total dollar value of payment received by Jackson

**\$21,350,886**

Total number of GMP's

**15**

Total number of SBE's contracted to date (all GMP's)

**22**

Total percentage contracted all SBE's to date **33.25%**

(Total dollar value contracted to SBE's divided by total dollar value cost of work equals SBE percentage)

## SBE Breakout to Date

Total amount  
contracted  
SBE-C

**\$8,126,567**

Total percentage  
contracted  
SBE-C's

**\$25.46%**

Total dollars  
paid-to-date  
SBE-C's

**\$5,053,379**

Total percentage  
paid-to-date  
SBE-C's

**15.83%**

Total amount  
contracted SBE-  
G/S

**\$2,486,885**

Total percentage  
contracted  
SBE-G/S's

**7.79%**

Total dollars  
paid to  
SBE-G/S's

**\$1,111,113**

Total percentage  
paid-to-date  
SBE-G/S's

**3.48%**

Total amount  
contracted  
Mentor Protégé

**\$674,398**

Total percentage  
contracted to  
Mentor Protégé

**5.94%**

Total dollars  
paid to Mentor  
Protégé

**\$633,566**

Total percentage  
paid-to-date  
Mentor Protégé

**5.58%**

# SBE-Construction Breakdown

Firm	Project	Original Contract Amount w/ Change Orders	Amount Paid to Date	Projections
Brophy Associates	D-3A	\$ 50,000	\$ 22,500	\$ 50,000
Comfort Tech Air Conditioning	D-3A	\$ 551,941	\$ 471,407	\$ 551,941
Gomez Quality Insulation	D-3A	\$ 44,624	\$ 37,431	\$ 44,624
Brophy Associates	D-6B	\$ 107,180	\$ 85,725	\$ 107,180
Comfort Tech Air Conditioning	D-6B	\$ 849,434	\$ 849,434	\$ 849,434
Gomez Quality Insulation	D-6B	\$ 50,002	\$ 48,661	\$ 50,002
Al Hill Enterprises	D-Hybrid	\$ 132,430	\$ 124,662	\$ 132,430
Comfort Tech	D-Hybrid	\$ 238,024	\$ 237,429	\$ 238,024
Solares Electrical Services Inc	D-Hybrid	\$ 721,527	\$ 721,527	\$ 721,527
Inclan	D- TELEMETRY	\$ 1,750	\$ 1,750	\$ 1,750
Brophy	D- TELEMETRY	\$ 9,050	\$ 8,200	\$ 9,050
Gomez	D- TELEMETRY	\$ 3,800	\$ 3,800	\$ 3,800
Solares Electrical Services Inc	D-MRI	\$ 322,049	\$ 305,947	\$ 322,049
Solution Construction	D-MRI	\$ 100,977	\$ 100,977	\$ 100,977
Easy Painting	D-NDHC	\$ 138,030	\$ 93,783	\$ 138,030
JJAS Door Installation	D-NDHC	\$ 70,903	\$ 61,374	\$ 70,903
Supreme Ceiling	D-NDHC	\$ 113,104	\$ 66,618	\$ 113,104
Solo Air Conditioning & Heating	D-Poison Control	\$ 116,957	\$ 116,957	\$ 116,957
Speedy Fire Connection	D-Poison Control	\$ 14,660	\$ 14,660	\$ 14,660
Solo Air Conditioning & Heating	D-PPE	\$ 206,944	\$ 197,689	\$ 206,944

Firm	Project	Original Contract Amount w/ Change Orders	Amount Paid to Date	Projections
Comfort Tech	D-PPW	\$ 219,059	\$ 219,059	\$ 219,808
Brophy Associates	D-PPW	\$ 31,900	\$ 28,710	\$ 31,900
Gomez Quality Insulation	D-PPW	\$ 11,100	\$ 6,689	\$ 11,100
Franklin Flooring	D-PPW	\$ 74,299	\$ 74,299	\$ 74,299
JJAS Door Installation	D-PPW	\$ 49,008	\$ 49,008	\$ 49,008
Massu Infrastructure Coatings	D-PPW	\$ 17,566	\$ 17,566	\$ 17,566
Merrick	D- WW12	\$ 352,765	\$ 241,310	\$ 348,851
Inclan Painting	D- WW12	\$ 42,997	\$ 14,548	\$ 42,997
Electric Serna	D- WW12	\$ 78,452	\$ 70,540	\$ 78,452
EM & G	D- WW12	\$ 18,532	\$ 13,320	\$ 18,532
Merrick	D- C7	\$ 1,064,321	\$ 306,038	\$ 1,064,321
Inclan Painting	D- C7	\$ 88,080	\$ -	\$ 88,080
Gomez Quality Insulation	D- C7	\$ 45,000		\$ 45,000
Brophy Associates	D- C7	\$ 97,550	\$ 4,754	\$ 97,550
Mars Contractors	D- C7	\$ 1,511,262	\$ 343,127	\$ 1,458,327
EM & G	D- C7	\$ 31,928	\$ -	\$ 31,928
Merrick	D-CSS	\$ 318,421	\$ 47,414	\$ 318,421
Brophy Associates	D-CSS	\$ 26,000	\$ -	\$ 26,000
Gomez Quality Insulation	D-CSS	\$ 30,500	\$ -	\$ 30,500
Electric Serna	D-CSS	\$ 77,650	\$ -	\$ 77,650
Supreme Ceilings	D-CSS	\$ 95,712	\$ -	\$ 95,712
<b>SBE-C TOTALS</b>		<b>\$ 8,126,567</b>	<b>\$ 5,053,379</b>	<b>\$ 9,162,031</b>

Total amount  
contracted  
SBE-C

**\$8,126,567**

Total percentage  
contracted  
SBE-C's

**\$25.46%**

Total dollars  
paid-to-date  
SBE-C's

**\$5,053,379**

Total percentage  
paid-to-date  
SBE-C's

**15.83%**

# SBE-Good & Services Breakdown

Firm	Project	Original Contract Amount w/ Change Orders	Amount Paid to Date
Cube Care	D-3A	\$ 15,909	\$ 15,909
Paramount Electric	D-3A	\$ 950,805	\$ 667,333
Paramount Electric	D-6B	\$ 203,735	\$ 203,735
Cube Care	D-6B	\$ 6,350	\$ 6,032
Paramount Electric	D-RTC	\$ 123,613	\$ 123,613
Paramount Electric	D- C7	\$ 1,186,473	\$ 94,491
<b>SBE-G/S Totals</b>		<b>\$ 2,486,885</b>	<b>\$ 1,111,113</b>

Total amount contracted SBE- G/S	Total percentage contracted SBE-G/S's	Total dollars paid to SBE-G/S's	Total percentage paid-to-date SBE-G/S's
<b>\$2,486,885</b>	<b>7.79%</b>	<b>\$1,111,113</b>	<b>3.48%</b>

# SBE-Mentor Protégé Breakdown

Firm	Project	Original Contract Amount w/ Change Orders	Amount Paid to Date
Sagoma	D-3A	\$ 51,128	\$ 51,128
	D-6B	\$ 57,621	\$ 57,621
	NDHC	\$ 400,000	\$ 359,168
	Pre-Con	\$ 165,649	\$ 165,649
<b>SBE-G/S Totals</b>		<b>\$ 674,398</b>	<b>\$ 633,566</b>

Total amount  
contracted  
Mentor Protégé  
**\$674,398**

Total percentage  
contracted to  
Mentor Protégé  
**5.94%**

Total dollars  
paid to Mentor  
Protégé  
**\$633,566**

Total percentage  
paid-to-date  
Mentor Protégé  
**5.58%**



# Jackson Rehab Project F

## Current Contract Scope

- Demolition and Enabling GMP
- Elevator for 9 story Rehab building GMP
- Structure and Dry GMP for 9 story Rehab building
- MEP GMP
- Interiors / Final GMP



# Jackson Rehab Project F

## Future Phased Scope

- Site work allowance bid
- Exterior and Interior Signage





# Jackson Rehab Project F

## Project Goals

- **6.31% SBE – C G/C Mentorship Goal on CM Services**
  - Goal adjustment made effective 6/21/18
- **34.05% SBE-C Goal on Cost of Work**
- **.25% SBE G/S Goal on Cost of Work**



# Jackson Rehab Project F

## Construction Management Protégé

- Turner Volume GMP 1 – 5 ; \$17,678,129
- Total paid to Turner \$6,550,000 37%
- (1) SBE Protégé partner – Foster Construction of South Florida (No longer on the project)
- Total paid to SBE \$349,486 7.84% (@ June 21)

# Jackson Rehab Project F

## Construction Direct work cost

- Total Volume GMP 1 – 5 \$106,666,898
- Paid to Turner to Date \$15,051,332 14.1%
- (24) SBE – C tier 1 and tier 2 subcontracts
- \$18,223,759 tier 1 and tier 2 subcontracts 17.1%
- \$6,330,000 Paid to SBE – C subcontractors 42.1%



# Jackson Rehab Project F

## **SBE Contracts issued tier 1 and tier 2**

- **Solution Construction**
- **IGWT Construction**
  - **MAM Mechanical**
  - **CJ Fire Sprinkler**
  - **Outlook Electric**
  - **Gomez and Son Fence**
- **George's Welding Service**
- **Southern Blossoms**
- **Z Roofing**



# Jackson Rehab Project F

## **SBE Contracts issued tier 1 and tier 2**

- **IGWT General Trades**
- **Allied Demolition**
- **JT Equipment**
- **Brophy and Associates**
- **Metal Design**
- **Air Logic**
- **Hi-Tech**
- **All – Quality Electrical**




# Jackson Rehab Project F

## **SBE Contracts issued tier 1 and tier 2**

- **Miami Breakers**
- **Merrick Industrial Management Corp.**
- **Exclusive Surfaces**
- **Cube Care**
- **Amion Enterprises**
- **A-1 Florida Painting**
- **Metropolitan Plumbing**

JACKSON WEST MEDICAL CENTER  
SBE-C Advisory Board Meeting  
February 11, 2019



# Project Introduction & CSBE Goals

- Jackson West Campus Project is new healthcare facility located in Doral, FL. The new facility will feature an Adult & Pediatric Emergency Rooms. Additionally it will also have Diagnostic Center and Outpatient Clinics.
- The Project CSBE Goals for the Project is:
  - 34.05% SBE - C Subcontractor
  - 6.31% SBE - C G/C Mentorship
  - .25% SBE - G/S Subcontractor





# Current State SBE-C Contractor Information

► Total # of GMPs awarded to Date = 5

► Total \$ Value of all Awarded GMPs=  
\$121,265,963.25

► Total \$ Value of Cost of Work Value =  
► \$ 108,544,233.00

Current Good and Services % = .027%

► Total \$ Value SBE G &S Contracted /  
Total \$ Value of Cost of Work of GMP  
1-5

- Total \$ Value of Payments Received from JHS to Date= \$14,193,262.70
- Current GC Mentorship Percentage is at 12.62% ( Double of Goal for Mentorship)
- CM Mentorship - Proteges & Partners on Board:  
Proteges: Lunacon Construction Corp,
  - LEGO Construction Company
  - Partner: TGSV Enterprises Inc.
- C-SBE Firms Contracted to Date= Solutions Construction, Gomez & Son Fence, Jarod Construction, 2<sup>nd</sup> Tier - Trojan Builders, 2<sup>nd</sup> Tier - Titan Construction Group,
- G & S SBE Firms Contracted to Date= Doral Digital Repographics, Go Green Document Services, Stonegate Allied Services
  - Total \$ value contracted to SBEs to Date=  
\$ 34,507,084.23 or % 31.79  
( Total \$ Value Contracted to SBE to Date / Total \$ Cost of Work Value
- Total \$ Value Paid to Date to SBEs to Date for All GMPs= \$9,309,565.49 ( 65% ) ( Includes Concrete SubTiers) Total Value \$ Paid to Date to SBE to Date/ Total Value of Payments Recvd. By JHS



# Action Plan for SBE Participation on Remaining GMPs

- ▶ Yates Construction has held several SBE Outreach Events onsite on August, September and one at Doral Community Hall in October to advise SBE Firms the current and upcoming bid packages available to them.
- ▶ Jackson Health Systems also advertises Bid Opportunities online on their website.
- ▶ Yates advertises online sites such as Dodge Report, & Construction Journal, and through local newspaper Miami Times and Los Diarios Las Americas.
- ▶ We have used Miami Dade County's Certified Directory of SBE Firms to reach out and target SBE Certified Firms and invite them to bid on packages.
- ▶ We have worked with Miami Dade SBE to advertise Invitation to Bid.
- ▶ We have received SBE Trade Specific List from Miami Dade SBD Department.



Expected SBE Awards pending Approvals of GMP 6 , 7)

Drywall, ACT, Stucco, Insulation - Epic Consultants **100% SBE**

**\$ 7.8 Million**

Painting - A1 All Florida Painting **100% SBE**

**\$ 1 Million**

Doors Frames and Hardware- JJas Doors **100% SBE**

Tract C Drawings - Solutions Construction **40% SBE**

**\$ 385,752.00 SBE**

Landscaping and Irrigation- Jarod Construction **100% SBE**

**\$ 1.1 Million**

Concrete Pavers - Jarod Construction **100% SBE**

**\$ 103 K**

Resilient Flooring **100% SBE**

Resinous Flooring **100% SBE**

Ceramic Tiling **100% SBE**

Cubicle Curtain Track & Roller Window Shades **100% SBE**

# Jackson South Medical Center

## Current Contract Scope

- ICU GMP
- CEP/ Phase II GMP





# Jackson South Medical Center

## Future Phased Scope

- Behavioral Health Phase II
- LDRP Phase 2A
- PED Phase I
- CCS Phase 2A
- Nursery and West Annex Phase 2B
- MED/SURG South & East Annex Phase 2C
- MED/SURG North Core Phase 2D



# Jackson South Medical Center

## Project Goals

- 6.31% SBE - C G/C Mentor/Protégé Goal on CM Services
- 32.77% SBE-C Goal on Cost of Work
- .25% SBE-G/S Goal on Cost of Work





# Jackson South Medical Center

## Construction Management Protégé

- Turner Volume GMP- \$27,153,124.00
- Total paid to Turner - \$6,119,145.89
- Total paid to MCO Construction - \$151,153.00



# Jackson South Medical Center

## Construction Direct work cost

- Total Volume - \$27,153,124.00
- Paid to Turner to Date - \$6,119,145.89
- (7) SBE - Subcontracts
- Paid \$1,374,986.00 to SBE Subcontractors



# Jackson South Medical Center

## SBE Contracts issued Tiers 1 through 3

- **Amion (SBE) - \$ 596,203.00**
- **EPIC Consultants (SBE) - \$2,737,011.00**
  - **American Structural Corp. (SBE) - \$293,018.54**
- **Cannonball Services USA (SBE) - \$5,173.00**
- **Enterprise Electric - \$5,478,081.00**
  - **Victoria Electric (SBE) - \$1,176,645.00**
  - **Ideacom Health Care Communications of Florida - \$275,799.68**
    - **Global Communications Security (SBE) - \$31,105.00**



# Jackson South Medical Center

## SBE Contracts Issued Tiers 1 through 3

- **Kirlin Florida - \$6,989,790.00**
  - **Osorno Group (SBE) - \$340,993.00**

**Internal Services Department**  
**Small Business Development (SBD)**  
**Small Business Enterprise – Construction Report**  
**Business Outreach and Education Section**  
**December 2018 to January 2019**

		Total for Period	YTD Total
Activity	Assistance Provided to Small Business Enterprise-Construction Program		
1	Certification Application Review/Assistance	57	267
2	Needs Assessment Meetings (NAMS)	2	84
3	Technical Assistance	139	1322
4	Payment Issues	8	41
4.1	Payment Issues Related Dollars	\$406308	\$2,273,033
5	Prompt Payment Issues	0	0
5.1	Prompt Payment Issues Related Dollars	0	0
6	Contract Issues (Non-dollar related)	8	34
7	Contact with SBE-Construction Firms (emails highlighting contract opportunities)	4,328	22,038

		Total for Period	YTD Total
Activity	Training, Education and Outreach Activities		
1	Small Business Development (sponsored) Workshops and Forums	1	10
1.1	Number of Attendants	30	279
2	Partnership Workshops & Forums	5	31
2.1	Number of Firms (with whom contact was made)	157	752
Activity	Technical Training & Development Workshops		
3	Project Management / Cost Estimating	0	0
3.1	n/a		

**Miami-Dade County**  
**SBE – Construction Applicable Projects**  
October 1, 2018 – December 31, 2018

**AWARDED CONTRACTS**

In this period, there were 46 projects approved for award totaling \$106,357,731.

**AWARDED CONTRACTS AVAILABLE FOR SMALL BUSINESS PARTICIPATION**

- 26 projects have SBE - Construction measures totaling \$18,820,307 or 17.7%.
  - \$11,033,612 as Prime (set-asides)
  - \$7,786,695 as subcontractors (goals)
- SBE – Construction firms were awarded 14 open market (non-set-aside) projects totaling \$5,868,410.
- Of the projects awarded during this period, SBE-Construction firms are participating as Prime and/or subcontractors (with or without measures) for a dollar value of \$23,469,466 or 22.07%.

**SBE-Construction Contracted Breakdown by Race/Ethnicity/Gender**

	SBE-Construction/ Black	SBE-Construction/ Hispanic	SBE-Construction/ Women	SBE-Construction Other (Unidentified)	Total SBE-Construction
SET-ASIDE	\$0	\$10,494,183 (95.12%)	\$539,429 (4.88%)	\$0	\$11,033,612
GOALS	\$0	\$4,443,153 (67.65%)	\$400,764 (6.1%)	\$1,723,527 (26.25%)	\$6,567,444
TOTAL MEASURES	\$0	\$14,937,336 (84.87%)	\$940,193 (5.34%)	\$1,723,527 (9.79%)	\$17,601,056
OPEN MARKET	\$9,750 (0.16%)	\$3,024,819 (51.54%)	\$157,200 (2.68%)	\$2,676,641 (45.62%)	\$5,868,410
<b>TOTAL</b>	<b>\$9,750</b>	<b>\$17,962,155</b>	<b>\$1,097,393</b>	<b>\$4,400,168</b>	<b>\$23,469,466</b>

-----  
**7040 Miscellaneous SBE-Construction Contracts**

- There were 157 projects approved for award totaling \$19,461,424.

**7040 Breakdown by Race/Ethnicity/Gender**

	SBE-Construction/ Black	SBE-Construction/ Hispanic	SBE-Construction/ Women	SBE-Construction Other (Unidentified)	Total SBE-Construction
<b>TOTAL</b>	<b>\$1,823,308</b>	<b>\$11,480,412</b>	<b>\$5,904,727</b>	<b>\$252, 977</b>	<b>\$19,461,424</b>

Miami-Dade County SBE/Construction Program										
Applicable Contracts										
(October 1, 2018 - December 31, 2018)										
	7360 & Non-MCC contract's									
Department	Project #	Project Title	Award Date	Prime	Subcontractors	Certifications	Owner Ethnicity/Gender	Measure	Measure Amount	Award Amount
Community Action & Human Services	WAP-HVAC-100 (7360)	Weatherization Assistance Program (WAP)	11/16/2018	Done Wright A/C And Electric Service, Inc.		DBE, SBE-CON, SBE-G&S	Black - Male	No Measure Funding Source		\$9,750.00
	WAP 035 (7360)	Weatherization Assistance Program (WAP)	11/8/2018	Daycoven Constructions LLC				No Measure Insufficient Availability		\$41,639.40
Cultural Affairs	C18 CUA AHCAC-R (7360)	AFRICAN HERITAGE CULTURAL ARTS CENTER RENOVATION AND UPGRADES	12/21/2018	AARYA CONSTRUCTION & DESIGN, INC.			Asian - Male	Goal-SBE-CON: 30%	\$524,490.00	\$1,923,130.00
Fire Department	MDFRD-562-29-B (7360)	MDFR Sweetwater Fire Station 29	11/14/2018	G E C Associates, Inc.				No Measure Fundina Source		\$4,810,037.00
Internal Services	E161392 (7360)	Miami Dade Police Department Training Bureau Damaged Sewer Line Replacement	11/9/2018	DACA Environmental, Inc.		DBE, SBE-CON	Hispanic - Female	No Measure Insufficient Availability		\$12,000.00
	E161854 (7360)	ISD/Elections - Four Metal Arm Gates at Parking Lot	10/24/2018	Aztec South, Inc.		SBE-CON, SBE-G&S	Hispanic - Female	Set Aside - 100% SBE-CON	\$22,930.00	\$22,930.00
Parks, Recreation and Open Spaces	220901-13-004 (7360)	Greynolds Park - Bridges Culverts and Fresh Water Flow Restoration	11/1/2018	Stonehenge Construction, LLC			Hispanic - Male	Goal - 11.69% SBE-CON	\$50,701.55	\$433,717.30
					Star Paving Corporation	SBE-CON, SBE-G&S	Hispanic - Male	Goal - 11.69% SBE-CON	\$50,701.55	
	590501-15-001 (7360)	Forest Lakes - Landscaping and Playground	11/19/2018	H.G. Construction, Development And Investment, Inc.		DBE	Hispanic - Male	Goal - 9.56% SBE-CON	\$20,439.18	\$213,798.96
					D.W. Recreation Services, Inc.	SBE-CON, SBE-G&S	Caucasian - Female	Goal - 11.31% SBE-CON	\$24,180.66	
	HI - Z187010 (7360)	Hurricane Irma - Canopy Shade Repair	10/18/2018	Tadeos Engineering LLC				No Measure Fundina Source		\$268,835.00
	HI-51060118001 (7360)	HURRICANE IRMA - MATHESON MARINA REPAIRS	12/12/2018	SYMMETRY CONSTRUCTION GROUP, CORP.			Hispanic - Male	No Measure Funding Source	\$0.00	\$117,694.90
	RPQ NO. HI - 176667A1	HURRICANE IRMA - MULTIPLE PARKS FENCING REPAIRS - SOUTH 1	12/3/2018	GOLDEN FENCE COMPANY, INC.		DBE	Hispanic - Female	No Measure Funding Source	\$0.00	\$145,200.00
	RPQ NO. HI - 176667A2	HURRICANE IRMA - MULTIPLE PARKS FENCING REPAIRS - SOUTH 2	12/4/2018	SAGUA CONSTRUCTION, INC.		SBE-CON	Hispanic - Male	No Measure Funding Source	\$0.00	\$145,200.00
Public Health Trust	13-11538 EC-06 (1444612)	ACCE Elevator Renovations	11/9/2018	Solares Electrical Services, Inc.		DBE	Hispanic - Male	No Measure		\$55,994.64
	13-11538 MC-09A (1449735)	ET 6/AHU 176 Upgrades	11/20/2018	Comfort Tech Air Conditioning, Inc.		DBE	Hispanic - Female	Goal - 27.39% SBE-CON	\$86,218.43	\$314,780.68
					Brophy Associates, Inc DBA Direct Digital Concepts	SBE-CON, SBE-G&S	Hispanic - Male	Goal - 18.88% SBE-CON	\$59,430.59	
					Gomez Quality Insulation, Inc.	DBE, SBE-CON, SBE-G&S	Hispanic - Male	Goal - 8.51% SBE-CON	\$26,787.84	
	RFQ 18-16232-KG	East Tower 7 BMT Unit Renovation	11/15/2018	HCC Group LLC		SBE-CON	Hispanic - Male	Level 3 Set Aside - 100% SBE-CON	\$84,500.00	\$84,500.00
	RPQ 18-16119-KG	Campus Wide AHU Replacement	10/19/2018	Premier Air Conditioning & Refrigeration, Inc.		SBE-CON, SBE-G&S	Hispanic - Male	Set Aside - 100% SBE-CON	\$862,793.55	\$862,793.55
	13-11538 GC-01B (1457156)	JSMC YSIO	12/7/2018	HARBOUR CONSTRUCTION, INC.		SBE-CON, SBE-GS	Caucasian - Male	Goal - 25% SBE-CON	\$72,125.26	\$288,501.02
	17-14995 - T2.002.01	GC POOL T2.002.01 - MTI DIAGNOSTICS INTERIOR RENOVATIONS CO.#1	12/6/2018	A N F GROUP, INC.			Hispanic - Male	Goal - 23.75 SBE-CON, Goal - 2.5% SBE-GS	\$1,601,063.12	\$6,099,288.06
	17-14995 - T2.002.02	GC POOL T2.002.02 - MTI DIAGNOSTICS INTERIOR RENOVATIONS CO.#2	12/7/2018	A N F GROUP, INC.			Hispanic - Male	Set Aside - 100% SBE-CON	\$6,305,166.43	\$6,305,166.43
	17-14995 - T1.001.00	Gc Pool T1001.00 - Acce Ahu Replacement and Elevator Modernization Gmp	10/19/2018	LEE CONSTRUCTION GROUP, INC.		DBE, SBE-CON	Hispanic - Male	Set Aside - 100% SBE-CON	\$38,545.00	\$38,545.00
	17-14995 - T2.008.00	GC POOL T2.008.00 - CORAL GABLES UCC PRECONSTRUCTION SERVICES	11/2/2018	A N F GROUP, INC.			Hispanic - Male	Set Aside - 100% SBE-CON	\$0.00	\$0.00
	17-14995 T1.002.00	GC POOL T1.002.00 - WW5 MECHANICAL ROOM GMP	10/16/2018	LEE CONSTRUCTION GROUP, INC.		DBE, SBE-CON	Hispanic - Male	Set Aside - 100% SBE-CON	\$1,001,655.54	\$1,001,655.54

	17-14995 T1.003.00	GC POOL T1.003.00 - ACCW 3 4 5 ENABLING AND RENOVATION GMPS	10/16/2018	LEE CONSTRUCTION GROUP, INC.		DBE, SBE-CON	Hispanic - Male	Set Aside - 100% SBE-CON	\$1,889,437.57	\$1,889,437.57
	17-14995 T1.004.00	GC POOL T1.004.00 - ADULT FLUOROSCOPY GMP	10/16/2018	LEE CONSTRUCTION GROUP, INC.		DBE, SBE-CON	Hispanic - Male	Set Aside - 100% SBE-CON	\$298,440.04	\$298,440.04
	17-14995- T1.005.00	GC POOL T1.005.00 - PEDIATRIC FLUOROSCOPY GMP	11/28/2018	LEE CONSTRUCTION GROUP, INC.		DBE, SBE-CON	Hispanic - Male	Set Aside - 100% SBE-CON	\$13,645.00	\$13,645.00
Public Housing and Community Development	26221 (7360)	Medvin Apartments Emergency Demolition	10/2/2018	AFLC, Inc.		SBE-CON, SBE-G&S	Hispanic - Male	No Measure Funding Source		\$39,800.00
	27575 (7360)	Parkside I & II Stucco Repairs And Exterior Paint, Etc.	10/10/2018	Aarya Construction & Design, Inc.		SBE-CON	Asian - Male	No Measure Funding Source		\$465,010.00
	31592 (7360)	Emergency Electrical Repair-Exterior-Interior Lights-Gwen Cherry 13 and 14	11/7/2018	Electric Serna Contractor, Inc.		SBE-CON, SBE-G&S	Hispanic - Male	No Measure Funding Source		\$38,305.00
	32330 (7360)	Emergency AC Repairs-Central AC for Annie Coleman-Site 140 and Ward Towers-5301-Site 121	11/4/2018	Thevenin Enterprises, Inc.		DBE, SBE-CON, SBE-G&S	Hispanic - Male	No Measure Funding Source		\$29,030.61
	33879 (7360)	Mold Remediation at Palmetto Gardens	11/5/2018	Decon Environmental & Engineering, Inc.			Caucasian - Female	No Measure Funding Source		\$750.00
	33572 (7360)	EMERGENCY PLUMBING REPAIR / LIFT STATION / LITTLE RIVER TERRACE	12/11/2018	DIAZ & RUSSELL CONSTRUCTION COMPANY		LDB, SBE-CON, SBE-G&S	Hispanic - Male	No Measure Insufficient Availability	\$0.00	\$0.00
Seaport	H2018-014 (7360)	Cruise Terminals F and G Roof Canopy Repairs	10/1/2018	Paradise Awnings Corporation		DBE, SBE-CON, SBE-G&S	Hispanic - Male	No Measure Insufficient Availability		\$2,258,000.00
	M2018-035	CRUISE TERMINALS D AND E EPOXY FLOORING REPAIRS	12/6/2018	A AFFORDABLE CARPET & MAINTENANCE, INC.		DBE, SBE-CON, SBE/GS	Hispanic - Female	Level 3 Set Aside - 100% SBE-CON	\$8,330.00	\$9,163.00
	M2018-028	PAVING IMPROVEMENTS (PORTWIDE)	12/4/2018	METRO EXPRESS INC.			Hispanic	Trade Set Aside - SBE-CON	\$0.00	\$999,581.00
Transportation and Public Works	20180090 (7360)	William Powell Bridge Expansion Joint and Fender System Rehabilitation	10/4/2018	Lambert Bros., Inc.				Goal - 10.63% SBE-CON No Measure - SBE-G&S Insufficient Availability	\$483,921.67	\$4,552,414.58
					J. Mori Painting, Inc.	LDB, SBE-CON, SBE-G&S	Hispanic - Male	Goal - 4.25% SBE-CON	\$193,477.62	
					Lincoln Electrical Contractor, Inc.	LDB, SBE-CON, SBE-G&S	Other - Male	Goal - 1.71% SBE-CON	\$77,846.29	
					P & J Striping, Inc.	DBE, SBE-CON, SBE-G&S	Hispanic - Female	Goal - 9.55% SBE-CON	\$434,755.59	
	20180176 (7360)	Push Button- North Roadway Resurfacing Contract	10/25/2018	Weekley Asphalt Paving, Inc.				Trade Set Aside - SBE-CON		\$1,714,535.08
					Interstate Construction, LLC	SBE-CON	Hispanic - Female			
					P & J Striping, Inc.	DBE, SBE-CON, SBE-G&S	Hispanic - Female			
	20180177 (7360)	Push Button- South Roadway Resurfacing Contract	11/1/2018	Weekley Asphalt Paving, Inc.				Trade Set Aside - SBE-CON		\$1,666,507.51
					Interstate Construction, LLC	SBE-CON	Hispanic - Female			
					P & J Striping, Inc.	DBE, SBE-CON, SBE-G&S	Hispanic - Female			
	365027 (7360)	Hurricane Irma Related - Repair of Damaged Fence	11/28/2018	Techgroupone, Inc.			Hispanic - Male	No Measure Funding Source		\$96,332.17
	382865 (7360)	Emergency Structural Repairs to Building	10/3/2018	Ebsary Foundation Company			Caucasian - Male	No Measure Emergency		\$50,000.00
	20180205	PTP PAVEMENT MARKINGS INSTALLATION	12/4/2018	P & J STRIPING, INC.			Hispanic - Female	Level 3 Set Aside - 100% SBE-CON	\$278,268.00	\$350,738.08
	20180206	PAVEMENT MARKINGS INSTALLATION	12/5/2018	P & J STRIPING, INC.			Hispanic - Female	Level 3 Set Aside - 100% SBE-CON	\$229,901.05	\$283,889.26
Water and Sewer	P0215 (7360)	One-Year County-Wide Contract for Rehabilitation of Sanitary Sewers by the Cured-In-Place Pipe Lining Method	10/1/2018	Envirowaste Services Group, Inc.			Hispanic - Male	No Measure Insufficient Availability		\$2,498,748.50

	S-882R	CD 1.02 Oxygen Production Upgrades	10/12/2018	Poole & Kent Company of Florida				Goal - 17.46% SBE-CON Goal - 4.8% SBE-G&S	\$2,022,171.86	\$9,084,330.00
					Corcel Corp.	DBE, SBE-G&S	Hispanic - Male	Goal - 4.8% SBE-G&S	\$436,047.84	
					Dade Electric Service, Inc.	SBE-CON, SBE-G&S	Caucasian - Male	Goal - 17.46% SBE-CON	\$1,586,124.02	
	DB17-WASD-01 (BUILD)	DESIGN-BUILD CONTRACT FOR THE CONSTRUCTION OF AN OXYGEN PRODUCTION FACILITY AT THE CENTRAL DISTRICT WASTEWATER TREATMENT PLANT	12/18/2018	PCL CONSTRUCTION, INC.				Goal - 7.42% SBE-CON, Goal - 1.1% SBE-GS	\$4,120,137.72	\$52,577,098.00
					A & B PIPE AND SUPPLY, INC.	SBE-GS	Hispanic - Male	Goal - 1.1% SBE-GS	\$531,942.66	
					SUNSHINE STATE AIR CONDITIONING, INC.	DBE	Hispanic - Male	Goal - 2.25% SBE-CON	\$1,088,064.54	
					THUNDER DEMOLITION INC.	DBE, LDB, SBE-CON, SBE-GS	Hispanic - Male	Goal - 0.20% SBE-CON	\$96,716.85	
					TRANSAMERICA CONSTRUCTION COMPANY	DBE	Hispanic - Male	Goal - 5.09% SBE-CON	\$2,461,443.78	
	P0213 (7360)	ONE YEAR COUNTY WIDE CONTRACT FOR REHABILITATION OF MANHOLES INFLOW AND INFILTRATION	12/17/2018	NATIONAL WATER MAIN CLEANING CO				Goal - 11.5% SBE-CON	\$94,860.56	\$962,108.07
					FLOTECH ENVIRONMENTAL, LLC	DBE	Hispanic - Male	Goal - 11.5% SBE-CON	\$94,860.56	
	<b>MCC-7040 Contracts</b>									
Aviation	MDADHVACA-010	Emergency/Priority Maintenance Construction Services	11/20/2018	Blizzard Air Conditioning LLC		ACDBE, DBE, SBE-CON, SBE-GS	Hispanic-M	Level 3 Set Aside - SBE/Cons:100%	\$200,000	\$200,000
	MDADHVACA-011	Emergency/Priority Maintenance Construction Services	11/21/2018	Air At Your Door, Inc		SBE-CON, SBE-GS	Hispanic-M	Level 3 Set Aside - SBE/Cons:100%	\$200,000	\$200,000
	MDADHVACA-012	Emergency/Priority Maintenance Construction Services	11/21/2018	Royal Cool Air Conditioning, Inc		SBE-CON	Hispanic-M	Level 3 Set Aside - SBE/Cons:100%	\$200,000	\$200,000
	RPQ NO. MDADPW-017	MDAD/MCC WORK ORDER-BASED PROGRAM-EMERGENCY/PRIORITY MAINTENANCE CONSTRUCTION SERVICES - PAINTING /	12/18/2018	GOVERNMENT BUSINESS DEVELOPMENT L.L.C.		ACDBE, DBE, SBE-GS	Hispanic - Male	Level 3 Set Aside - 100% SBE-CON	\$200,000.00	\$200,000.00
	RPQ NO. MDADPW-018	MDAD/MCC WORK ORDER-BASED PROGRAM-EMERGENCY/PRIORITY MAINTENANCE CONSTRUCTION SERVICES - PAINTING /	12/19/2018	AXEL PAINTING, INC		SBE-CON, SBE-GS	Hispanic	Level 3 Set Aside - 100% SBE-CON	\$200,000.00	\$200,000.00
Community Action & Human Services	RPQ NO. HPDSAILFENCE	DSAIL FENCE REPAIR	12/13/2018	Aztec South, Inc.			Hispanic - Female	Level 1 Set Aside - 100% SBE-CON	\$8,290.00	\$8,290.00
Corrections & Rehabilitation	RPQ NO. WDC - 54807	WDC - Install Fence On Vacant Lots	11/9/2018	Caridad Gomez D/B/A Gomez & Son Fence		DBE	Hispanic-F	Level 1 Set Aside - SBE/Cons: 100%	\$17,358	\$17,358
Fire Dept.	RPQ NO. MDFRD-553-VARPR	Mdfrd Stations 38 and 49 Drain Field Replacements	11/26/2018	United Underground Utility Corporation		DBE	Hispanic-F	Level 1 Set Aside - SBE/Cons: 100%	\$22,000	\$22,000



	RPQ NO. MDFRD-566-HAZ-C	New Concrete Driveway Slab At Mdf Hazmat Warehouse	10/18/2018	Sagua Construction, Inc		SBE-CON	Hispanic-M	Level 1 Set Aside - SBE/Cons: 100%	\$24,585	\$24,585
	RPQ NO. MDFRD-567-9-ER	Emergency Roof Leak Repair Station 9	10/4/2018	Enforcer Roofing Corporation		SBE-CON	Hispanic-M	Level 1 Set Aside - SBE/Cons: 100%	\$9,500	\$9,500
	RPQ NO. MDFRD-568-56-ER	Emergency Roof Leak Repair Station 56	10/22/2018	Diaz & Russell Construction Company		LBD, SBE-CON, SBE-GS	Hispanic-M	Set Aside-SBE/Cons: 100%	\$10,749	\$10,749
	RPQ NO. MDFRD-569-37-ER	Emergency Roof Leak Repairs at Station 37	10/15/2018	Enforcer Roofing Corporation		SBE-CON	Hispanic-M	Set Aside-SBE/Cons: 100%	\$9,500	\$9,500
	RPQ NO. MDFRD-570-32-ER	Emergency Roof Leak Repairs at Station 32	10/15/2018	Conwell & Associates Consulting Company		DBE, SBE-CON, SBE-GS	Black-M	Level 1 Set Aside - SBE/Cons: 100%	\$12,825	\$12,825
	RPQ NO. MDFRD-574-24-ER	EMERGENCY ROOF LEAK REPAIR AT ST. 24	12/12/2018	SUPREME ROOFING & CONSTRUCTION, INC.		DBE	Black - Male	Set Aside - 100% SBE-CON	\$9,675.00	\$10,642.50
Internal Services	RPQ NO. S172939	North Shore Library Structural Column	11/13/2018	Smart House solutions, Inc		SBE-GS	Hispanic-M	Level 1 Set Aside - SBE/Cons: 100%	\$19,200	\$19,200
	RPQ NO. E161813	MDPD SOUTH DISTRICT STATION SEWER BACK-UP ON THE GROUND FLOOR RESTROOMS	12/13/2018	REGOSA ENGINEERING SERVICES, INC.			Hispanic - Male	Set Aside - 100% SBE-CON	\$127,326.00	\$127,326.00
	RPQ NO. E161920	DADE COUNTY COURTHOUSE ASBESTOS ABATEMENT ON THE 2ND AND 11TH FLOOR	12/10/2018	MCO ENVIRONMENTAL, INC.		SBE-CON	Hispanic - Female	Set Aside - 100% SBE-CON	\$3,235.57	\$3,235.57
Library	RPQ NO. KN--001	Kendall - Library Pressure Cleaning and Exterior Painitng	10/3/2018	Cobra Painting Company		DBE	Hispanic-M	Level 1 Set Aside - SBE/Cons: 100%	\$14,850	\$14,850
	RPQ NO. KN--002Flooring	Kendall Library - Hard Flooring Demolition and Installation	10/23/2018	Commercial Interior Contractors Corp			Hispanic-F	Level 3 Set Aside - SBE/Cons:100%	\$32,558.24	\$32,558.24
Parks, Recreation and Open Spaces	RPQ NO. 164068-A	Tamiami Park - Miracle League Replacement Field	10/24/2018	Quality Construction Performance, Inc		SBE-CON, SBE-GS, DBE	Hispanic-M	Level 3 Set Aside - SBE/Cons:100%	\$272,500	\$272,500
	RPQ NO. 189999	Gwen Cherry and Eureka Park - Fencing	11/9/2018	Golden Fence Company, Inc		DBE	Hispanic-F	Level 1 Set Aside - SBE/Cons: 100%	\$30,200	\$30,200
	RPQ NO. 191364	Multiple Parks South of Tamiami Trail - Walkway Repairs	11/21/2018	Shasa Engineering Corp		LDB, SBE-CON, SBE-GS	Hispanic-M	Level 1 Set Aside - SBE/Cons: 100%	\$95,000	\$95,000
	RPQ NO. 191365	Multiple Parks North of Tamiami Trail - Walkway Repairs	11/21/2018	Shasa Engineering Corp		LDB, SBE-CON, SBE-GS	Hispanic-M	Level 1 Set Aside - SBE/Cons: 100%	\$95,000	\$95,000
	RPQ NO. 402202-15-001	Tropical Park - Sewer Connection	11/26/2018	Top Crafts Inc		DBE, SBE-CON, SBE-GS	Hispanic-M	Level 1 Set Aside - SBE/Cons: 100%	\$186,090	\$186,090
	RPQ NO. 403101-14-002	Kendall Indian Hammocks Park - Haven Addition Site Stabilization	10/30/2018	Sagua Construction, Inc		SBE-CON	Hispanic-M	Level 2 Set Aside - SBE/Cons: 100%	\$123,800	\$123,800
	RPQ NO. 501604-17-001-A	Briar Bay Linear Park Improvements	11/1/2018	Rj Spencer Construction LLC DBA Rjs Construction		DBE, LDB, SBE-CON, SBE-GS	Black-M	Level 1 Set Aside - SBE/Cons: 100%	\$164,350	\$164,350
	RPQ NO. 503002-17-001	Colonial Drive Park - Fitness Court	10/24/2018	Leadex Corporation		DBE	Hispanic-M	Level 1 Set Aside - SBE/Cons: 100%	\$123,484	\$123,484
	RPQ NO. DO-Foun-1	Doral Park Fountain Repairs for Special Assessment District	10/4/2018	Tcs Contracting Corp			Caucasian-M	Level 1 Set Aside - SBE/Cons: 100%	\$98,700	\$98,700

	RPQ NO. Z188021	Zoo Miami Amazon and Beyond Carpentry Repairs	10/16/2018	Servilacon Corp		LDB, SBE-CON, SBE-GS	Hispanic-M	Level 1 Set Aside - SBE/Cons: 100%	\$73,217	\$73,217
	RPQ NO. 186190	MULTIPLE PARKS SOUTH OF TAMiami TRAIL - ROOFING MAINTENANCE	\$ 43,452.00	CONSTRUCTION SERVICES INTERNATIONAL CORP.				Level 3 Set Aside - 100% SBE-CON	\$ 95,000.00	\$ 95,000.00
	RPQ NO. 186191	MULTIPLE PARKS NORTH OF TAMiami TRAIL - ROOFING MAINTENANCE	\$ 43,453.00	CONSTRUCTION SERVICES INTERNATIONAL CORP.				Level 3 Set Aside - 100% SBE-CON	\$ 95,000.00	\$ 95,000.00
	RPQ NO. 590300-13-001	KINGS MEADOW PARK - BASKETBALL / WALKWAYS / LIGHTING AND PARKING LOT	\$ 43,447.00	RJ SPENCER CONSTRUCTION LLC DBA RJS CONSTRUCTION		DBE	Black - Male	Level 1 Set Aside - 100% SBE-CON	\$ 610,000.00	\$ 660,500.00
Police	RPQ NO. PAINTPROJECTB	Exterior Painting Projects At Training Bureau FY17/18	10/19/2018	Inclan Painting and Waterproofing, Corp D/B/A Inclan Construction			Hispanic-M	Level 3 Set Aside - SBE/Cons:100%	\$54,700	\$54,700
Public Housing And Community Development	RPQ NO. 27058	Little River Plaza Electrical	10/16/2018	Electric Serna Contractor, Inc			Hispanic-M	Set Aside-SBE/Cons: 100%	\$10,100	\$10,100
	RPQ NO. 28836	Linette Monique Mcfarlane	10/10/2018	Servilacon Corp		LDB, SBE-CON, SBE-GS	Hispanic-M	Set Aside-SBE/Cons: 100%	\$2,700	\$2,700
	RPQ NO. 29377	Emergency Plumbing Repairs	10/10/2018	Regosa Engineering Services, Inc			Hispanic-M	Set Aside-SBE/Cons: 100%	\$1,402.45	\$1,402.45
	RPQ NO. 29501	Emmer Turnkey - Plumbing Repairs	10/10/2018	Daca Environmental, Inc		DBE, SBE-CON	Hispanic-F	Level 1 Set Aside - SBE/Cons: 100%	\$1,600	\$1,600
	RPQ NO. 30426	Emergency A/C Repair/Wynwood Homes - C	10/15/2018	Done Wright A/C and Electric Service, Inc		DBE	Black-M	Set Aside-SBE/Cons: 100%	\$5,512.86	\$5,512.86
	RPQ NO. 30988	Emergency Electrical Repair-Buena Vista Homes	11/5/2018	Done Wright A/C and Electric Service, Inc		DBE	Black-M	Set Aside-SBE/Cons: 100%	\$3,490	\$3,490
	RPQ NO. 31061	Emergency Repairs To Chain Link Fence	10/31/2018	Aztec South, Inc			Hispanic-F	Set Aside-SBE/Cons: 100%	\$2,185	\$2,185
	RPQ NO. 31064	Emergency Plumbing Repair-Jollivette	11/7/2018	Servilacon Corp		LDB, SBE-CON, SBE-GS	Hispanic-M	Set Aside-SBE/Cons: 100%	\$3,741.80	\$3,741.80
	RPQ NO. 31113	Emergency Plumbing Repair-Jollivette	11/14/2018	Regosa Engineering Services, Inc			Hispanic-M	Set Aside-SBE/Cons: 100%	\$13,320	\$13,320
	RPQ NO. 31180	Emergency Roofing Repairs - Site 250	10/17/2018	Aztec South, Inc			Hispanic-F	Set Aside-SBE/Cons: 100%	\$8,035.00	\$8,035.00
	RPQ NO. 31210	Robert King High Community Center	10/1/2018	Miami Breaker Inc			Hispanic-M	Set Aside-SBE/Cons: 100%	\$2,975	\$2,975
	RPQ NO. 31237	Emergency Plumbing Repair-Edison	11/7/2018	Servilacon Corp		LDB, SBE-CON, SBE-GS	Hispanic-M	Set Aside-SBE/Cons: 100%	\$880	\$880
	RPQ NO. 31484	Emergency Plumbing Repair-Broken Pipe-Edison Courts	11/14/2018	Haber & Sons Plumbing, Inc		DBE	Hispanic-M	Set Aside-SBE/Cons: 100%	\$3,723.50	\$3,723.50
	RPQ NO. 31508	Emergency Electrical Repair-Claude Pepper	11/7/2018	Aro Electrical Contractor, Inc		SBE-CON, SBE-GS	Caucasian-M	Set Aside-SBE/Cons: 100%	\$680	\$680
	RPQ NO. 31598	Emergency Ac Repairs-Central Ac For Annie Coleman	11/4/2018	Thevenin Enterprises, Inc		DBE, SBE-CON, SBE-GS	Hispanic-M	Set Aside-SBE/Cons: 100%	\$1,755	\$1,755

	RPQ NO. 31630	Emergency Plumbing Repair-Broken Pipe/In Cities - Wynwood	11/14/2018	Haber & Sons Plumbing, Inc		DBE	Hispanic-M	Set Aside-SBE/Cons: 100%	\$4,108.50	\$4,108.50
	RPQ NO. 31864	Electrical Repairs At Annie Coleman-Dev Parking Lot Lights	4337400%	Allied Electrical Services		ACDBE, DBE	Black-M	Level 1 Set Aside - SBE/Cons: 100%	\$1,800	\$1,800
	RPQ NO. 32146	Emergency Electrical Repairs For Annie Coleman	4340200%	Allied Electrical Services		ACDBE, DBE	Black-M	Set Aside-SBE/Cons: 100%	\$11,550	\$11,550
	RPQ NO. 32170	Emergency Door Repairs/Annie Coleman-Ward Towers 2200-Scattered Sites A	10/31/2018	Smart House solutions, Inc		SBE-GS	Hispanic-M	Set Aside-SBE/Cons: 100%	\$14,883	\$14,883
	RPQ NO. 32193	Roofing Emergency	10/10/2018	Regosa Engineering Services, Inc			Hispanic-M	Set Aside-SBE/Cons: 100%	\$580	\$580
	RPQ NO. 32232	Emergency Parking Lot Lights Wynwood Elederly	10/1/2018	Thevenin Enterprises, Inc		DBE, SBE-CON, SBE-GS	Hispanic-M	Set Aside-SBE/Cons: 100%	\$289.80	\$289.80
	RPQ NO. 32235	Electrical Repairs Site 140	10/10/2018	Done Wright A/C and Electric Service, Inc		DBE	Black-M	Set Aside-SBE/Cons: 100%	\$6,480	\$6,480
	RPQ NO. 32261	Emergency Plumbing Repair	10/2/2018	Regosa Engineering Services, Inc			Hispanic-M	Set Aside-SBE/Cons: 100%	\$2,999	\$2,999
	RPQ NO. 32314	Site 120 and 140 Plumbing Emergency by Haber and Sons	10/16/2018	Haber & Sons Plumbing, Inc		DBE	Hispanic-M	Set Aside-SBE/Cons: 100%	\$3,493	\$3,493
	RPQ NO. 32388	Electrical Emergency - Unit No Power	10/16/2018	Done Wright A/C and Electric Service, Inc		DBE	Black-M	Set Aside-SBE/Cons: 100%	\$3,490	\$3,490
	RPQ NO. 32397	Mold Testing-In-Cities	10/17/2018	Vinward Construction Corp			Black-M	Set Aside-SBE/Cons: 100%	\$1,785	\$1,785
	RPQ NO. 32537	Emergency Roofing For Annie Coleman - Ward Towers 2200	10/31/2018	Smart House solutions, Inc		SBE-GS	Hispanic-M	Set Aside-SBE/Cons: 100%	\$12,440	\$12,440
	RPQ NO. 32548	Site 140 Electrical Repairs	10/16/2018	Thevenin Enterprises, Inc		DBE, SBE-CON, SBE-GS	Hispanic-M	Set Aside-SBE/Cons: 100%	\$2,177.19	\$2,177.19
	RPQ NO. 32559	Gwen Cherry Site 14	10/19/2018	Haber & Sons Plumbing, Inc		DBE	Hispanic-M	Set Aside-SBE/Cons: 100%	\$12,006.50	\$12,006.50
	RPQ NO. 32603	Lemon City	10/19/2018	Smart House solutions, Inc		SBE/GS	Hispanic-M	Set Aside-SBE/Cons: 100%	\$9,411	\$9,411
	RPQ NO. 32726	Emergency Central Ac Repairs	10/19/2018	Blizzard Air Conditioning LLC		ACDBE, DBE, SBE-CON, SBE-GS	Hispanic-M	Set Aside-SBE/Cons: 100%	\$772.23	\$772.23
	RPQ NO. 32734	Perrine Gardens	10/20/2018	Regosa Engineering Services, Inc			Hispanic-M	Set Aside-SBE/Cons: 100%	\$3,090.00	\$3,090.00
	RPQ NO. 32784	Plumbing Emergency	11/14/2018	Haber & Sons Plumbing, Inc		DBE	Hispanic-M	Set Aside-SBE/Cons: 100%	\$4,691	\$4,691
	RPQ NO. 32797	Robert King High Community Center	10/1/2018	Haber & Sons Plumbing, Inc		DBE	Hispanic-M	Level 1 Set Aside - SBE/Cons: 100%	\$11,517	\$11,517
	RPQ NO. 32880	Metal Door Replacement	11/5/2018	Smart House solutions, Inc		SBE-GS	Hispanic-M	Set Aside-SBE/Cons: 100%	\$3,353	\$3,353

	RPQ NO. 32922	Emergency Plumbing Repairs for Edison Park-Family	11/1/2018	Daca Environmental, Inc		DBE, SBE-CON	Hispanic-F	Set Aside-SBE/Cons: 100%	\$1,800	\$1,800
	RPQ NO. 32962	Emergency Roof Repair-Pine Island li	11/5/2018	Group li, Inc		DBE	Hispanic-M	Set Aside-SBE/Cons: 100%	\$5,880	\$5,880
	RPQ NO. 32965	Emergency Roof/Dry Wall Repairs-Naranja	10/10/2018	Group li, Inc		DBE	Hispanic-M	Set Aside-SBE/Cons: 100%	\$7,320	\$7,320
	RPQ NO. 32974	Plumbing Repair Site 140	10/31/2018	Servilacon Corp		LDB, SBE-CON, SBE-GS	Hispanic-M	Set Aside-SBE/Cons: 100%	\$370	\$370
	RPQ NO. 32996	Emergency Electrical Repairs	10/31/2018	Q-T Electric, Inc		SBE-CON, SBE-GS	Hispanic-M	Set Aside-SBE/Cons: 100%	\$1,971.61	\$1,971.61
	RPQ NO. 33070	Lemon City	11/5/2018	R & D Electric, Inc		DBE, SBE-CON, SBE-GS	Hispanic-M	Set Aside-SBE/Cons: 100%	\$694.01	\$694.01
	RPQ NO. 33081	Culmer Place	11/16/2018	Regosa Engineering Services, Inc			Hispanic-M	Set Aside-SBE/Cons: 100%	\$4,790	\$4,790
	RPQ NO. 33093	Emergency Electrical Repair-Victory Homes	11/13/2018	Allied Electrical Services		ACDBE, DBE	Black-M	Set Aside-SBE/Cons: 100%	\$1,950	\$1,950
	RPQ NO. 33138	Homestead Gardens - Emergency	11/16/2018	Done Wright A/C and Electric Service, Inc		DBE	Black-M	Set Aside-SBE/Cons: 100%	\$22,894.40	\$22,894.40
	RPQ NO. 33148	Emergency Appliance Installation-Pine Island	10/10/2018	Regosa Engineering Services, Inc			Hispanic-M	Set Aside-SBE/Cons: 100%	\$670	\$670
	RPQ NO. 33153	Emergency Central A/C Coil Clean-Southridge li	10/18/2018	Blizzard Air Conditioning LLC		ACDBE, DBE, SBE-CON, SBE-GS	Hispanic-M	Set Aside-SBE/Cons: 100%	\$1,362.50	\$1,362.50
	RPQ NO. 33228	Emergency Central Ac Repair/Replacement Rainbow Village	10/17/2018	Done Wright A/C and Electric Service, Inc		DBE	Black-M	Set Aside-SBE/Cons: 100%	\$15,570.91	\$15,570.91
	RPQ NO. 33230	Emergency Central Ac Repair/Replacement	10/18/2018	Done Wright A/C and Electric Service, Inc		DBE	Black-M	Set Aside-SBE/Cons: 100%	\$5,177	\$5,177
	RPQ NO. 33232	Emergency Roof Repair at Pine Island	11/5/2018	Crisscross Concrete Cutting & Drilling, Inc		DBE, SBE-CON	Black-M	Set Aside-SBE/Cons: 100%	\$1,850	\$1,850
	RPQ NO. 33443	Emergency Roof Repairs. Pine Island1	11/5/2018	Group li, Inc		DBE	Hispanic-M	Set Aside-SBE/Cons: 100%	\$4,680	\$4,680
	RPQ NO. 33571	Palm Tower Leaking Pipe 950/210	10/24/2018	Haber & Sons Plumbing, Inc		DBE	Hispanic-M	Set Aside-SBE/Cons: 100%	\$5,225	\$5,225
	RPQ NO. 33579	Site 140 Central Ac Replacement	10/22/2018	Southern Comfort Solutions, Inc			Hispanic-M	Set Aside-SBE/Cons: 100%	\$9,600	\$9,600
	RPQ NO. 33587	Site 121 Central Ac Replacement	10/22/2018	Air At Your Door, Inc		SBE-CON, SBE-GS	Hispanic-M	Set Aside-SBE/Cons: 100%	\$17,568	\$17,568
	RPQ NO. 33597	Emergency Plumbing Repairs For Florida City-Family	11/21/2018	Daca Environmental, Inc		DBE, SBE-CON	Hispanic-F	Set Aside-SBE/Cons: 100%	\$7,510	\$7,510
	RPQ NO. 33620	Harry Cain Tower	11/16/2018	Blizzard Air Conditioning LLC		ACDBE, DBE, SBE-CON, SBE-GS	Hispanic-M	Set Aside-SBE/Cons: 100%	\$2,015	\$2,015

	RPQ NO. 33699	Three Round Towers	11/9/2018	Daca Environmental, Inc		DBE, SBE-CON	Hispanic-F	Set Aside-SBE/Cons: 100%	\$14,366	\$14,366
	RPQ NO. 33758	Gwen Cherry 13	11/29/2018	Jazz Plumbing, Inc		SBE-CON, SBE-GS	Hispanic-M	Set Aside-SBE/Cons: 100%	\$3,200	\$3,200
	RPQ NO. 33804	Harry Cain Tower	11/29/2018	Blizzard Air Conditioning LLC		ACDBE, DBE, SBE-CON, SBE-GS	Hispanic-M	Set Aside-SBE/Cons: 100%	\$192.50	\$192.50
	RPQ NO. 33806	Edison Court	10/31/2018	Done Wright A/C and Electric Service, Inc		DBE	Black-M	Set Aside-SBE/Cons: 100%	\$282	\$282
	RPQ NO. 34105	Emergency Electrical Repairs	11/29/2018	Allied Electrical Services, Inc		ACDBE, DBE	Black-M	Set Aside-SBE/Cons: 100%	\$4,900	\$4,900
	RPQ NO. 34331	Edison Court	11/6/2018	Haber & Sons Plumbing, Inc		DBE	Hispanic-M	Set Aside-SBE/Cons: 100%	\$665.50	\$665.50
	RPQ NO. 34373	Emergency Electrical Repairs-Annie Coleman/Parking Lot Lights/Dev 014	11/15/2018	Jador International Corporation		ACDBE, DBE, LDB, SBE-CON, SBE-GS	Black-F	Set Aside-SBE/Cons: 100%	\$13,000	\$13,000
	RPQ NO. 34461	Site 140 Central Ac Repairs	11/9/2018	Blizzard Air Conditioning LLC		ACDBE, DBE, SBE-CON, SBE-GS	Hispanic-M	Set Aside-SBE/Cons: 100%	\$20,780.13	\$20,780.13
	RPQ NO. 34556	New Haven Gardens	11/13/2018	Haber & Sons Plumbing, Inc		DBE	Hispanic-M	Set Aside-SBE/Cons: 100%	\$1,941.50	\$1,941.50
	RPQ NO. 34586	Little River Plaza	11/16/2018	Diaz & Russell Construction Company		LDB, SBE-CON, SBE-GS	Hispanic-M	Set Aside-SBE/Cons: 100%	\$1,832.80	\$1,832.80
	RPQ NO. 32539	SITE 120-140 PLUMBING EMERGENCY	12/3/2018	REGOSA ENGINEERING SERVICES, INC.			Hispanic - Male	Set Aside - 100% SBE-CON	\$11,575.00	\$11,575.00
	RPQ NO. 32964	EMERGENCY ROOF REPAIRS-PINE ISLAND II	12/14/2018	GROUP II, INC.		DBE	Hispanic - Male	Set Aside - 100% SBE-CON	\$5,880.00	\$5,880.00
	RPQ NO. 33554	METAL DOOR REPLACEMENT	12/26/2018	SMART HOUSE SOLUTIONS, INC.		SBE-GS	Hispanic - Male	Set Aside - 100% SBE-CON	\$12,445.00	\$12,445.00
	RPQ NO. 33706	HALEY SOFGE TOWERS	12/27/2018	AZTEC SOUTH, INC.			Hispanic - Female	Set Aside - 100% SBE-CON	\$4,750.00	\$4,750.00
	RPQ NO. 33781	EMERGENCY LIGHTING AT EDISON PARK	12/28/2018	O-T ELECTRIC, INC.			Hispanic - Male	Set Aside - 100% SBE-CON	\$2,451.21	\$2,451.21
	RPQ NO. 33801	EMERGENCY A/C REPAIR AT HARRY CAIN TOWER	12/20/2018	BLIZZARD AIR CONDITIONING LLC		ACDBE, DBE, SBE-CON, SBE-GS	Hispanic - Male	Set Aside - 100% SBE-CON	\$910.00	\$910.00
	RPQ NO. 33890	EMERGENCY PLUMBING GWEN CHERRY 23C	12/26/2018	HABER & SONS PLUMBING, INC.		DBE	Hispanic - Male	Set Aside - 100% SBE-CON	\$1,353.00	\$1,353.00
	RPQ NO. 34160	EMERGENCY PLUMBING REPAIRS - DONN GARDENS	12/14/2018	ACME ORGANIZATION, INC.		DBE	Black - Male	Set Aside - 100% SBE-CON	\$5,839.90	\$5,839.90
	RPQ NO. 34264	EMERGENCY ROOF REPAIR	12/26/2018	ENFORCER ROOFING CORPORATION		SBE-CON	Hispanic - Male	Set Aside - 100% SBE-CON	\$3,900.00	\$3,900.00
	RPQ NO. 34506	EMERGENCY ELECTRICAL AT LITTLE RIVER TERRACE	12/20/2018	ALLIED ELECTRICAL SERVICES, INC.		ACDBE, DBE	Black - Male	Set Aside - 100% SBE-CON	\$550.00	\$550.00



	RPQ NO. 34644	EMERGENCY ELECTRICAL METER REPAIR- NARANJA	12/4/2018	HALMAG SOLUTIONS, INC. D/B/A HALMAG SOLUTIONS		SBE-CON, SBE-GS	Hispanic - Male	Set Aside - 100% SBE-CON	\$671.55	\$671.55
	RPQ NO. 34811	EMERGENCY ELECTRICAL REPAIR- MOODY VILLAGE	12/5/2018	J.C.L. ELECTRICAL CORP.			Hispanic - Male	Set Aside - 100% SBE-CON	\$4,400.00	\$4,400.00
	RPQ NO. 35151	EMERGENCY ROOF REPAIR- MOODY VILLAGE	12/7/2018	SMART HOUSE SOLUTIONS, INC.		SBE-GS	Hispanic - Male	Set Aside - 100% SBE-CON	\$1,200.00	\$1,200.00
	RPQ NO. 35283	EMERGENCY ELECTRICAL REPAIRS AT SCATTERED SITE 09 - GWEN CHERRY ELDERLY	12/11/2018	ALLIED ELECTRICAL SERVICES, INC.		ACDBE, DBE	Black - Male	Set Aside - 100% SBE-CON	\$18,700.00	\$18,700.00
	RPQ NO. 35417	GWEN CHERRY 16	12/12/2018	DIAZ & RUSSELL CONSTRUCTION COMPANY		LDB, SBE-CON, SBE-G&S	Hispanic - Male	Set Aside - 100% SBE-CON	\$1,125.00	\$1,125.00
	RPQ NO. 35441	DEV016 PLUMBING EMERGENCY	12/13/2018	JAZZ PLUMBING, INC.		SBE-CON, SBE-GS	Hispanic - Male	Set Aside - 100% SBE-CON	\$5,200.00	\$5,200.00
Regulatory and Economic Resources	RPQ NO. 03398-624	Demolition of Structure Located at 2957 NW 45 St.	11/14/2018	Absolute Demolition, Inc.		SBE-CON	Caucasian - F	Level 1 Set Aside - 100% SBE-CON	\$6,800.00	\$6,800.00
	RPQ No. 03398-625	Demolition of Structure Located at 6542 SW 148 Ave.	11/20/2018	Absolute Demolition, Inc.		SBE-CON	Caucasian - F	Level 1 Set Aside - 100% SBE-CON	\$9,304.00	\$9,304.00
	RPQ NO. 03398-626	DEMOLITION OF STRUCTURE LOCATED AT 22365 SW 119 AVE 22367	12/17/2018	ABSOLUTE DEMOLITION, INC.			Caucasian - Female	Level 1 Set Aside - 100% SBE-CON	\$9,000.00	\$9,000.00
Seaport	RPQ NO. M2018-040	Administration Building 1040 - Roof Repairs	11/27/2018	Smart House Solutions, Inc.		LDB, SBE-CON, SBE-G&S	Hispanic - M	Level 1 Set Aside - 100% SBE-CON	\$3,477.10	\$3,477.10
	RPQ NO. M2019-005	Waterline Repairs - Water Bay 103	11/2/2018	Regosa Engineering Services, Inc.		SBE-CON, SBE-G&S	Hispanic - M	Level 1 Set Aside - 100% SBE-CON	\$9,240.00	\$9,240.00
Solid Waste Management	RPQ NO. 18C005	Scale Access Control Gates - Central Transfer Station	11/26/2018	C.S.T. Electrical Contractors, Inc.		LDB, SBE-CON, SBE-G&S	Hispanic - M	Level 1 Set Aside - 100% SBE-CON	\$59,400.00	\$59,400.00
	RPQ NO. 18W011	West Transfer Station Emergency Leak Repair	11/14/2018	Haber & Sons Plumbing, Inc.		DBE, SBE-CON, SBE-G&S	Hispanic - M	Set Aside - 100% SBE-CON	\$2,603.60	\$2,603.60
Transportation and Public Works	RPQ NO. 20180178	Drainage Improvements Project	10/22/2018	Hartec Group, Inc.		DBE, SBE-CON, SBE-G&S	Black - M	Level 1 Set Aside - 100% SBE-CON	\$790,403.36	\$790,403.36
	RPQ NO. 380773	Acoustical Barrier Replacement - Phase 1	10/24/2018	Maytin Engineering Corp.		DBE, SBE-CON	Hispanic - M	Level 3 Set Aside - 100% SBE-CON	\$2,463,150.56	\$2,463,150.56
	RPQ NO. 383151	Emergency Services to Repair Damaged Fence at US 1 and Douglas Road	10/16/2018	Golden Fence Company, Inc.		DBE, SBE-CON, SBE-G&S	Hispanic - F	Set Aside - 100% SBE-CON	\$1,160.00	\$1,160.00
	RPQ NO. 383152	Emergency Service to Repair Damaged Fence Along NW 11th Terrace	10/22/2018	Aztec South, Inc.		SBE-CON, SBE-G&S	Hispanic - F	Set Aside - 100% SBE-CON	\$4,275.00	\$4,275.00
	RPQ NO. 383153	Emergency Service to Replace Damaged Fence at US 1 and 24th Ave.	10/16/2018	Fence Masters, Inc.		SBE-CON, SBE-G&S	Caucasian - M	Set Aside - 100% SBE-CON	\$3,180.00	\$3,180.00
	RPQ NO. 383756	Emergency Services for Installation of a Security Fence at First Street Mover	10/22/2018	Aztec South, Inc.		SBE-CON, SBE-G&S	Hispanic - F	Set Aside - 100% SBE-CON	\$7,100.00	\$7,100.00
	RPQ NO. 384338	Emergency Services to Repair Damaged /Inoperable Chain Link Rolling Gate at NE Bus Facility	11/19/2018	Aztec South, Inc.		SBE-CON, SBE-G&S	Hispanic - F	Set Aside - 100% SBE-CON	\$9,700.00	\$9,700.00

	RPQ NO. 384446	Emergency Services to Replace Electrical Panel at Hialeah Metrorail Station	11/15/2018	Miami Breaker Inc.		SBE-CON, SBE-G&S	Hispanic - M	Set Aside - 100% SBE-CON	\$5,700.00	\$5,700.00
	RPQ NO. 384450	Emergency Services to Repair/Replacement of Damaged Fence at Coral Way Bus Facility	10/31/2018	Fence Masters, Inc.		SBE-CON, SBE-G&S	Caucasian - M	Set Aside - 100% SBE-CON	\$2,449.00	\$2,449.00
	RPQ NO. 384851-R	Emergency Services Repair or Replacement of Damaged Metro Mover Fencing Freedom Tower Station	11/30/2018	Fence Masters, Inc.		SBE-CON, SBE-G&S	Caucasian - M	Set Aside - 100% SBE-CON	\$7,965.00	\$7,965.00
	RPQ NO. 384852	Emergency Services Repair or Replacement of Chain Link Fence Along NW 27th and 41st	11/28/2018	Aztec South, Inc.		SBE-CON, SBE-G&S	Hispanic - F	Set Aside - 100% SBE-CON	\$3,350.00	\$3,350.00
	RPQ NO. 385119	Emergency Services to Repair Damaged Fence at NW 27th Ave. 78 St.	11/9/2018	Aztec South, Inc.		SBE-CON, SBE-G&S	Hispanic - F	Set Aside - 100% SBE-CON	\$3,700.00	\$3,700.00
	RPQ NO. 386452	Emergency Services to Repair Damaged Sidewalk at NW 6 Street Side Historical Overtown Lyric Theatre Metrorail Station	11/30/2018	Atlas Concrete & Pavement, Inc.		DBE, SBE-CON, SBE-G&S	Hispanic - M	Set Aside - 100% SBE-CON	\$6,350.00	\$6,350.00
	RPQ NO. 20180195	DRAINAGE IMPROVEMENTS PROJECTS MULTIPLE SITES	12/10/2018	AMERICAN COOLING MASTERS CORP. DBA AMERICAN BUILDERS MASTERS CORP		DBE, SBE-CON, SBE-GS	Hispanic - Male	Level 1 Set Aside - 100% SBE-CON	\$507,228.50	\$583,875.92
	RPQ NO. 380677	EMERGENCY REPAIR VANDALIZED METER AT THE 14500 STREET BUSWAY SHELTER IN SOUTH DADE	12/11/2018	ELECTRIC SERNA CONTRACTOR, INC.			Hispanic - Male	Set Aside - 100% SBE-CON	\$1,800.00	\$1,800.00
	RPQ NO. 385035	EMERGENCY SERVICE TO REPAIR DAMAGED FENCE AT DADELAND SOUTH KISS AND RIDE	12/18/2018	GOLDEN FENCE COMPANY, INC.		DBE	Hispanic - Female	Set Aside - 100% SBE-CON	\$2,900.00	\$2,900.00
	RPQ NO. 386069	EMERGENCY SERVICES TO REPAIR OR REPLACEMENT DAMAGED PERIMETER FENCE AT TRANSIT PROPERTY 72ND AVENUE	12/5/2018	GOLDEN FENCE COMPANY, INC.		DBE	Hispanic - Female	Set Aside - 100% SBE-CON	\$2,969.00	\$2,969.00
	RPQ NO. 386071	EMERGENCY REPAIRS OF DAMAGED PERIMETER WALL DUE TO A CAR ACCIDENT AT CENTRAL BUS OPERATIONS BUILDING	12/20/2018	SKY LIVING CO., INC.		SBE-CON, SBE-GS	Hispanic - Male	Set Aside - 100% SBE-CON	\$3,875.00	\$3,875.00
Water and Sewer	RPQ NO. T2439	Installation of Water Services For The Consumer Line Relocation Program Phase 2a	10/5/2018	Roadway Construction. LLC			Hispanic-M	Level 2 Set Aside - SBE/Cons: 100%		\$2,609,438.57
	RPQ NO. T2484	NW 7th Avenue Wastewater Collection System Expansion	11/30/2018	Zahlene Enterprises Inc			Hispanic-F	Level 2 Set Aside - SBE/Cons: 100%		\$2,526,901.43
	RPQ NO. T2489	Cd 4.09 Install of 8 In. N 12 In. D.I. Fm at Various Locations N Install D.I. Fm Sw 155st N 107 CT	11/9/2018	American Pipeline Construction, LLC		SBE-CON	Hispanic-M	Level 2 Set Aside - SBE/Cons: 100%		\$2,197,999.27
	RPQ NO. T2507	Lime Plant Electrical Gate Repair	10/5/2018	Golden Fence Company, Inc		DBE	Hispanic-F	Level 1 Set Aside - SBE/Cons: 100%		\$1,800
	RPQ NO. T2512	Pump Station Fence Repairs	10/31/2018	Caridad Gomez D/B/A Gomez & Son Fence		DBE	Hispanic-F	Level 1 Set Aside - SBE/Cons: 100%		\$4,760
	RPQ NO. T2514	Fence and Gate Repairs at The New Facility Olf-52	10/31/2018	Golden Fence Company, Inc		DBE	Hispanic-F	Level 1 Set Aside - SBE/Cons: 100%		\$27,335
	RPQ NO. T2517	New Fence Install At Hialeah	11/7/2018	Golden Fence Company, Inc		DBE	Hispanic-F	Level 1 Set Aside - SBE/Cons: 100%		\$4,840
	RPQ NO. T2524	Gate and Fence Repair at Wwl	11/28/2018	Aztec South, Inc			Hispanic-F	Level 1 Set Aside - SBE/Cons: 100%		\$2,230
	RPQ NO. T2526	Miami Springs Sludge Lagoon Gate	11/26/2018	Golden Fence Company, Inc		DBE	Hispanic-F	Level 1 Set Aside - SBE/Cons: 100%		\$6,980

[illegible]

PROJECTS- NO MEASURE				
Award Date Between October 1, 2017 and September 30, 2018				
	Project #	Project Name	Contract Measure	Contract Award Amount
AVIATION				
1	MDADGG-006-R (7360) 1	GLASS & GLAZING AT ALL OPERATED MDAD FACILITIES SERVICE CONTRACT	NO MEASURE / INSUFFICIENT AVAILABILITY	\$250,000.00
CORRECTIONS & REHABILITATION				
2	MA-50593 R (7360) 1	KITCHEN RESINOUS FLOORING	NO MEASURE / INSUFFICIENT AVAILABILITY	\$30,000.00
3	BW7514-15/24-9	450mhz Uhf Radio System (Upgrade/Replacement Project)	NO MEASURE/ BID WAIVER	\$18,037,000.00
4	MDFRD-539-HQ-ER (7360)	Emergency Roof Repair At MDRF HQ-Hurricane Irma	NO MEASURE / INSUFFICIENT AVAILABILITY	\$12,500.00
5	MDFRD-542-USR-C (7360)	Canopy Replacement At MDRF HQ Usar - Hurricane Irma	NO MEASURE / FUNDING SOURCE	\$38,082.00
6	MDFRD-545-HQ-ER (7360)	MDFRD HQ Emergency Roof Repairs- West Side	NO MEASURE / INSUFFICIENT AVAILABILITY	\$23,100.00
INTERNAL SERVICES				
7	E160851 (7360)	Childrens Courthouse Cracked Cast Iron Drainage Pipe	NO MEASURE / INSUFFICIENT AVAILABILITY	\$24,300.00
8	FB-00680	Access Control Point Barriers Maint and Repair	NO MEASURE / INSUFFICIENT AVAILABILITY	\$2,714,000.00
9	FB-00705	Golf Netting- Palmetto Golf- Hurricane Irma	NO MEASURE / FUNDING SOURCE	\$80,250.00
10	FB-00717	Golf Netting- Crandon Golf- Hurricane Irma	NO MEASURE / FUNDING SOURCE	\$52,100.00
11	FB-00816	Building Management System at TKG	NO MEASURE / INSUFFICIENT AVAILABILITY	\$231,580.00
12	H170049-G (7360)	Replacement of Loading Dock Gate at The Stephen P. Clark Center due to Hurricane Irma	NO MEASURE / INSUFFICIENT AVAILABILITY	\$14,664.00
13	H170140 (7360)	Repair Of Exterior Insulation For Roof Top Units	NO MEASURE / INSUFFICIENT AVAILABILITY	\$5,700.00
PARKS, RECREATION AND OPEN SPACES				
14	172248 (7360)	Marva Bannerman Park- Tennis Court Improvements	NO MEASURE / FUNDING SOURCE	\$16,680.00
15	320802-12-001 (7360)	Pelican Island -Day Dock Replacement	NO MEASURE / INSUFFICIENT AVAILABILITY	\$461,342.15
16	592500-17-001 (7360)	Asian Elephant Caging	NO MEASURE / INSUFFICIENT AVAILABILITY	\$306,379.00
17	HI-173859 (7360)	Zoo Miami -Aviary Repairs Emergency	NO MEASURE / EMERGENCY	\$17,150.00
18	HI-174182 (7360)	Rickenbacker Causeway- Access Control Emergency	NO MEASURE / INSUFFICIENT AVAILABILITY	\$71,012.50
19	HI-173858 (7360)	Zoo Miami -Animal Containment Emergency	NO MEASURE / INSUFFICIENT AVAILABILITY	\$145,000.00
20	HI-176660 (7360)	Hurricane Irma- Multiple Parks Fencing Repairs- North	NO MEASURE / FUNDING SOURCE	\$400,000.00
PUBLIC HEALTH TRUST				
21	13-11538 EC-06 (1232460)	IT/PBX RELOCATION	NO MEASURE/ OTHER	\$32,979.83
22	13-11538 EC-06 (1355969)	JSMC ER Wallmounts and Outlets	NO MEASURE	\$19,448.47
23	13-11538 EC-06 (1387381)	JSMC OR Isolated Panel Replacement	NO MEASURE / INSUFFICIENT AVAILABILITY	\$45,946.29
24	13-11538 EC (1408946)	Energy Center ATS ECDP Replacement	NO MEASURE / INSUFFICIENT AVAILABILITY	\$21,968.04
25	13-11538 EC (1410407)	NGP Light Pole Installation	NO MEASURE / INSUFFICIENT AVAILABILITY	\$24,418.42
26	13-11538 EC-06 (1410751)	Central 5 ATS	NO MEASURE / INSUFFICIENT AVAILABILITY	\$227,624.44
27	13-11538 GC-01C (1277436)	ET 6A PLAYROOM	NO MEASURE	\$28,088.62
28	13-11538 GC-01C (1339218)	JSMC Employee Courtyard	NO MEASURE	\$46,750.51
29	13- 11538 MC-09A (1328981)	JNMC Pharmacy AHU Replacement	NO MEASURE	\$116,558.45
30	13-11538 MC-09A (138505)	AHU #18 Replacement	NO MEASURE / INSUFFICIENT AVAILABILITY	\$246,864.56
31	13-11538 MC-09A (1393213)	AHU 165 Replacement	NO MEASURE / INSUFFICIENT AVAILABILITY	\$299,758.41
PUBLIC HOUSING AND COMMUNITY DEVELOPMENT				
32	8303-245NSP1 (7360)	Emergency Plumbing Repair at Dwelling Structure 245 NW 22nd St	NO MEASURE/ FUNDING SOURCE	\$750.00
33	12938 (7360)	Arthur Mays Village Interior Courtyard Lighting	NO MEASURE / FUNDING SOURCE	\$195,205.95
34	14204 (7360)	Emergency Electrical Repairs-Site 120/140	NO MEASURE / EMERGENCY	\$25,963.70
35	15086 (7360)	Fence and Gate Repairs to Various Sites for Reac	NO MEASURE / FUNDING SOURCE	\$70,927.86
36	16308 (7360)	Tree and Debris Removal for Various Sites	NO MEASURE / EMERGENCY	\$71,027.27
37	16329 (7360)	Emergency Lot Paving at Ward Towers	NO MEASURE / FUNDING SOURCE	\$38,775.00
38	16521 (7360)	Emergency General Building Rpairs/Shutters-Hurricane Irma/Site 250-Donn Gardens	NO MEASURE / FUNDING SOURCE	\$54,888.00
39	16554 (7360)	Emergency General Building Rpairs/Shutters-Hurricane Irma/Site 250- Scattered Site 11-D	NO MEASURE / FUNDING SOURCE	\$34,282.00
40	16678 (7360)	Little River Plaza	NO MEASURE / FUNDING SOURCE	\$39,942.57
41	16711 (7360)	Annie Coleman Emergency Site Repairs	NO MEASURE / FUNDING SOURCE	\$66,446.27
42	17055 (7360)	Palm Towers Mold Remediation	NO MEASURE / FUNDING SOURCE	\$11,600.00
43	17211 (7360)	Emergency Roof and Other Water Intrusion Repairs due to Hurricane	NO MEASURE / FUNDING SOURCE	\$46,400.00
44	17212 (7360)	Emergency Roofing Repairs at Gwen Cherry Site 291	NO MEASURE / FUNDING SOURCE	\$57,894.00
45	17276 (7360)	Annie Coleman 5-15	NO MEASURE / EMERGENCY	\$72,808.00
46	17430 (7360)	South and North Region	NO MEASURE / FUNDING SOURCE	\$126,079.00
47	17633-193REO (7360)	Repairs on Single Family Home- Brownsville Torando Project	NO MEASURE / EMERGENCY	\$31,706.39
48	17742 (7360)	Malcom Ross/Myers Center	NO MEASURE / FUNDING SOURCE	\$7,703.29
49	17775 (7360)	Emergency Paving Repairs/Land Clearing for Hurricane Irma Annie Coleman 5-14	NO MEASURE / INSUFFICIENT AVAILABILITY	\$88,469.40
50	177946 (7360)	Emergency AC Repairs At Annie Coleman & Ward Towers	NO MEASURE / FUNDING SOURCE	38,280.00
51	18418 (7360)	Emergency Land Clearing For Hurricane Irma at Three Round Towers	NO MEASURE / FUNDING SOURCE	\$49,629.98
52	18474 (7360)	Emergency Land Clearing At Sites 250 & 260	NO MEASURE / FUNDING SOURCE	\$54,838.39
53	19022 (7360)	Perrine Gardens Plumbing Emergency Repairs	NO MEASURE / FUNDING SOURCE	\$29,845.00
54	20761- HD (7360)	Central A/C Work Orders Repairs-Annie Coleman/Ward Towers	NO MEASURE / FUNDING SOURCE	\$3,536.00
55	20987 (7360)	Emergency Air Conditioning Repair Central AC for Annie Coleman	NO MEASURE / EMERGENCY	\$27,593.70
56	23164 (7360)	Emergency Electrical Repairs	NO MEASURE / EMERGENCY	\$25,100.00
57	6143 (7360)	Public Housing and Community Development	NO MEASURE / FUNDING SOURCE	\$284,659.70
58	7139 (7360)	Emergency Concrete Repairs at Naranja Site	NO MEASURE / FUNDING SOURCE	\$10,138.50
REGULATORY AND ECONOMIC RESOURCES				
59	CCDR-17-01	Miami Dade County Secondary Canal And Culvert Cleaning Project	NO MEASURE / FUNDING SOURCE	\$1,000,000.00
60	CCDR-17-02	Miami Dade County Secondary Canal And Culvert Cleaning Project	NO MEASURE / FUNDING SOURCE	\$1,000,000.00
61	CCDR-17-03	Miami Dade County Secondary Canal And Culvert Cleaning Project	NO MEASURE / FUNDING SOURCE	\$1,000,000.00
62	CCDR-17-04	Miami Dade County Secondary Canal And Culvert Cleaning Project	NO MEASURE / FUNDING SOURCE	\$1,000,000.00
63	CCDR-17-05	Miami Dade County Secondary Canal And Culvert Cleaning Project	NO MEASURE / FUNDING SOURCE	\$500,000.00
64	CCDR-17-06	Miami Dade County Secondary Canal And Culvert Cleaning Project	NO MEASURE / FUNDING SOURCE	\$500,000.00
65	CCDR-17-07	Miami Dade County Secondary Canal And Culvert Cleaning Project	NO MEASURE / FUNDING SOURCE	\$500,000.00
66	CCDR-17-08	Miami Dade County Secondary Canal And Culvert Cleaning Project	NO MEASURE / FUNDING SOURCE	\$500,000.00
67	CCDR-17-09	Miami Dade County Secondary Canal And Culvert Cleaning Project	NO MEASURE / FUNDING SOURCE	\$500,000.00
68	CCDR-17-10	Miami Dade County Secondary Canal And Culvert Cleaning Project	NO MEASURE / FUNDING SOURCE	\$500,000.00

**PROJECTS- NO MEASURE**

**Award Date Between October 1, 2017 and September 30, 2018**

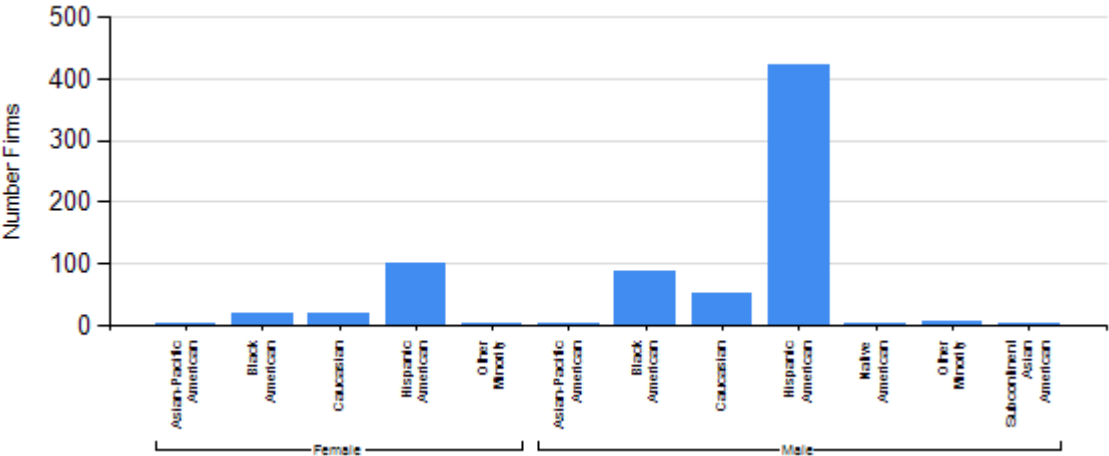
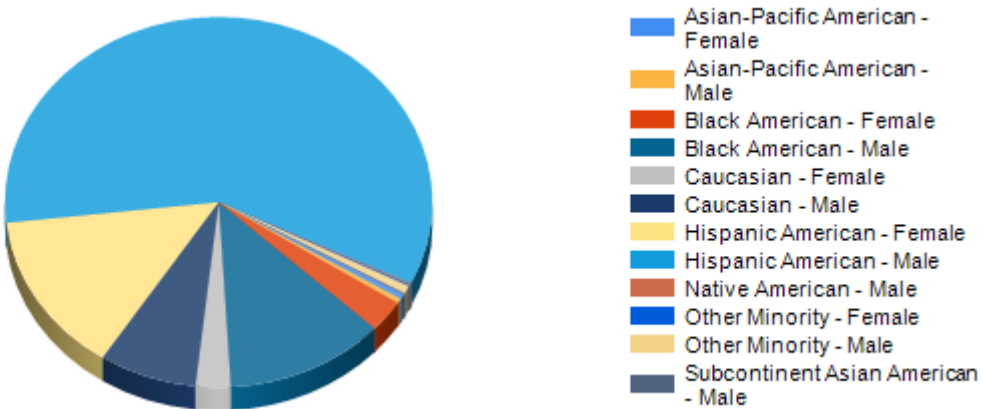
	Project #	Project Name	Contract Measure	Contract Award Amount
69	2010-051.07 (6277-0/12)	Cruise Terminal Temporary Seawall Repairs	NO MEASURE / INSUFFICIENT AVAILABILITY	\$20,350.00
70	2015-047 (7360)	Gantry Crane Rail Replacement And Repairs	NO MEASURE / FUNDING SOURCE	\$2,432,737.45
71	2017-034	SFCT-CARGO Yard Densification Ertgs Phase 1	NO MEASURE / FUNDING SOURCE	\$31,032,499.35
72	H2017-044 (7360)	Terminal H Tent Emergency Canopy Repairs	NO MEASURE / EMERGENCY	\$73,150.00
73	H2017-045-R (7360)	High-Mast Lights Replacement	NO MEASURE / FUNDING SOURCE	\$150,348.00
<b>TRANSPORTATION AND PUBLIC WORKS</b>				
74	20170179 (7360)	Sidewalks Improvements	NO MEASURE / INSUFFICIENT AVAILABILITY	\$617,813.10
75	20170195 (7360)	ADA Sidewalk Improvements	NO MEASURE / INSUFFICIENT AVAILABILITY	\$524,040.00
76	20180096 (7360)	Intersection Improvements Contract (Push Button-North)	NO MEASURE-SBE/GS TRADE SET ASIDE 2-SBE-CONS TRADE SET ASIDE 1- SBE/CONS INSUFFICIENT	\$2,171,916.92
77	20180097 (7360)	Intersection Improvements Contract (Push Button-South)	NO MEASURE-SBE/GS TRADE SET ASIDE 2-SBE-CONS TRADE SET ASIDE 1- SBE/CONS INSUFFICIENT AVAILABILITY	\$2,432,737.45
78	361606 (7360)	Hurricane Related Damages To The Metrorail Closed Circuit Television	NO MEASURE / INSUFFICIENT AVAILABILITY	\$719,950.09
79	362336 (7360)	Dadeland North Parking Garage Fire Suppression	NO MEASURE-SBE-CONS GOAL - SBE/GS 2% INSUFFICIENT AVAILABILITY	\$2,488,200.00
80	363536-1 (7360)	Traffic Signs and Signals Repairs- Hurricane Irma Emergency	NO MEASURE / EMERGENCY	\$1,000,000.00
81	363536-2 (7360)	Traffic Signs and Signals Repairs- Hurricane Irma Emergency	NO MEASURE / EMERGENCY	\$1,000,000.00
82	363536-3 (7360)	Traffic Signs and Signals Repairs- Hurricane Irma Emergency	NO MEASURE / EMERGENCY	\$1,000,000.00
83	363536-4 (7360)	Traffic Signs and Signals Repairs- Hurricane Irma Emergency	NO MEASURE / EMERGENCY	\$500,000.00
84	363536-5 (7360)	Traffic Signs and Signals Repairs- Hurricane Irma Emergency	NO MEASURE / EMERGENCY	\$1,500,000.00
85	363537-1 (7360)	Traffic Signs and Signals Repairs- Hurricane Irma Emergency	NO MEASURE / EMERGENCY	\$2,000,000.00
86	363537-2 (7360)	Disaster Services for Traffic Control Signs- Hurricane Irma Emergency	NO MEASURE / EMERGENCY	\$2,500,000.00
87	363537-3 (7360)	Disaster Services for Traffic Control Signs- Hurricane Irma Emergency	NO MEASURE / EMERGENCY	\$2,500,000.00
88	363537-4 (7360)	Disaster Services for Traffic Control Signs- Hurricane Irma Emergency	NO MEASURE / EMERGENCY	\$2,000,000.00
<b>WATER AND SEWER</b>				
89	P0209 (7360)	Ocean Outfall Pipe Leak	NO MEASURE / EMERGENCY	\$542,000.01
90	P0208 (7360)	Emergency Repairs to Five Segments of 54 Inch Pccp Water Main on NW 57 Avenue Using Carbon Fiber Met	NO MEASURE / INSUFFICIENT AVAILABILITY	\$631,810.00
91	P0209 (7360)	Emergency Repair 96 Inch Pccp Raw Water Main NW 74st and Palmetto	NO MEASURE / EMERGENCY	\$542,000.01
92	P0212 (7360)	CDWWTP 90-INCH Ocean Outfall Permanent Repair Of the 90-Inch Valve Structure	NO MEASURE	\$540,000.00
93	P0214 (7360)	Emergency Repairs on 72 INCH Interceptor at Pump Station 2	NO MEASURE / EMERGENCY	\$241,900.00
94	RTQ-00566	Injection Wells Prequalification Pool	NO MEASURE / PRE QUALIFICATION	\$112,500,000.00
95	S-910	Rehabilitation of U.S.1 Crossing Gravity Sewer Lines at SW 98st and SW 88st. Using Trenchless Technology	NO MEASURE / INSUFFICIENT AVAILABILITY	\$365,120.00



Certification Type: SBE Constuction										
PERIOD: December 1, 2018 to January 31, 2019										
			Total Amount	African American	Caucasian	Hispanic	Asian	Native American	Other	Female
	<b>Total Certified SBE-Con. as of 2/1/19</b>		<b>707</b>	<b>107</b>	<b>72</b>	<b>524</b>	<b>7</b>	<b>1</b>	<b>6</b>	<b>148</b>
1	Reviewed and Approved Applications (New, Annual Renewal, Recertification)	30								
2	Graduated	0								
3	Denied	0								
4	Removed	5								

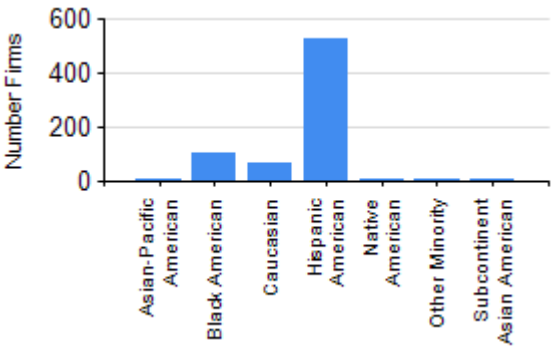
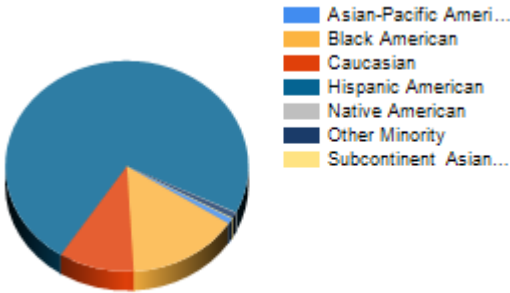
Ethnicity & Gender Summary

Ethnicity	Gender	Number Firms
Asian-Pacific American	Female	3
Asian-Pacific American	Male	3
Black American	Female	20
Black American	Male	87
Caucasian	Female	19
Caucasian	Male	53
Hispanic American	Female	101
Hispanic American	Male	423
Native American	Male	1
Other Minority	Female	1
Other Minority	Male	5
Subcontinent Asian American	Male	1
Total Firms		717



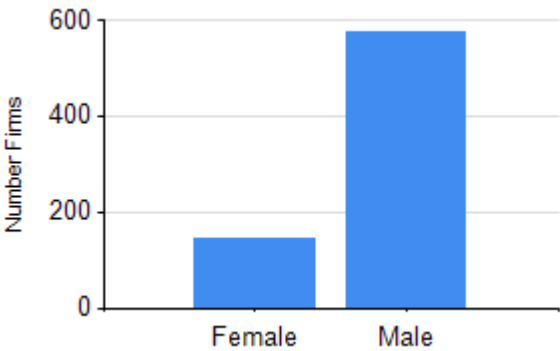
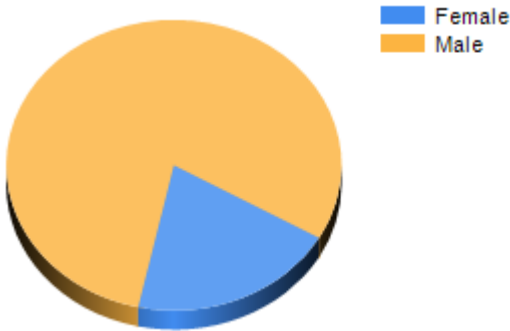
Ethnicity Summary

Ethnicity	Number Firms
Asian-Pacific American	6
Black American	107
Caucasian	72
Hispanic American	524
Native American	1
Other Minority	6
Subcontinent Asian American	1
Total Firms	717



Gender Summary

Gender	Number Firms
Female	144
Male	573
Total Firms	717



# Small Business Enterprise Construction Advisory Board Meeting Minutes December 10, 2018

Start: 1:06pm

Stop: 3:09pm

Appointed: 7

Quorum: 4

<b>PRESENT</b>	<b>ABSENT</b>
Rick Derrer	Kenneth Baer (U)
Dorothy Brown-Alfaro	Bob Baer (U)
Shirley Everett	Alexis Gonzalez (E)
Jessie Houston	

**County Staff Present:** Laurie Johnson (SBD), Claudious Thompson (SBD), Tracie Auguste (SBD), Lawanda Wright-Robinson (SBD), Alecia Anderson (SBD), Anthony Acosta (SBD), Michou Jean (SBD), Rebekah Harvard (SBD), Teodoro Carrasco (Jackson Health System), Amber Lawhorn (Jackson Health System).

**Welcome/Introductions** – Chairperson Rick Derrer called the meeting to order at 1:06pm. Board members introduced themselves.

## **I. Reports**

### **1. MCC 8-10**

- i. The report was presented by Carolyn Modeste (MCM).
- ii. Board Members asked questions and had discussion.

### **2. JMH report**

- i. The report was presented by Teodoro Carrasco (JHS).
- ii. Board Members asked questions and had discussion.

### **3. Project A- Jackson North Medical Center (OHL Arellano Construction Co.)**

- i. The report was presented by Patrick Peatom (OHL).
- ii. Mr. Peatom provided an update on GMP Package 4. There was discussion about Real Masters Construction (RMC). Mr. Peatom stated that once RMC becomes certified as a CSBE, they will then meet their 29% goal. The Board members wanted to confirm the process of a firm being certified first, before bidding a job in order for OHL to get credit towards the SBE goal.
- iii. Laurie Johnson (SBD) advised that she will provide an update at the next meeting in regards to RMC on the OHL project. Ms. Johnson confirmed that firms must be certified at the time of bid and award to be counted towards meeting a goal. However, if a firm is currently on a contract and becomes certified, dollars are counted after the firm is certified.

### **4. Project D- JMH Main Floor Modernizations (Skanska USA Building, Inc.)**

- i. The report was presented by Andrew Smith (Skanska).
- ii. Chairperson Derrer noted that the Mentor Protégé goal is at 5.94% and is currently short in meeting its goal. Mr. Smith advised that, based on the projected projects, they will be able to meet the required 6.31% goal.

### **5. Project F- Jackson Rehabilitation Hospital (Turner Construction Company)**

- i. The report was presented by Robert Leyva (Turner).

# **Small Business Enterprise Construction Advisory Board Meeting Minutes December 10, 2018**

- ii. Board Members asked questions and had discussion about Turner meeting the SBE-Goal. The current goal is 35% and Turner is at 31% towards meeting the goal. Chairperson Derrer advised Turner Construction Company to get with Jackson to figure out what can happen to ensure the goal is met.

## **6. Jackson West Medical Center (Yates Construction)**

- i. Howard Rice and Steve Lopez (Yates) introduced themselves to the board. The report was presented by Mr. Lopez, Assistant Project Manager for Yates Construction.
- ii. This is a new Jackson West Campus Project facility located in Doral, FL.

## **II. SBD Section Reports**

### **a. SBE- Business Outreach and Education (BOE)**

- i. The report was presented by Lawanda Wright-Robinson (SBD Section Chief).
- ii. Board Members asked questions and had discussion about prompt payment.

### **b. SBE- Project Review & Financial Assistance**

- i. The report was presented by Laurie Johnson (SBD Section Chief).
- ii. Ms. Johnson provided an update on the County's Bonding and Loan program.
- iii. Board Members asked questions and had discussion.

### **c. SBE- Utilization Report**

- i. The report was presented by Michou Jean (SBD Board Liaison).
- ii. The report of Projects with No Measure (Tab 10 on the agenda packet) was presented to the board. Board member Brown-Alfaro requested that the dollar value be added to the report and resubmitted at the next meeting.
- iii. Board members asked questions and had discussion.

### **d. SBE- Certification Report**

- i. The report was presented by Claudious Thompson (SBD Section Chief).
- ii. Board members asked questions and had discussion.

## **III. Old Business**

- 1. **Disparity Study** – The Board requested time to review the disparity study that was emailed to them. Ms. Johnson reminded the Board Members that the findings were presented to the Board shortly after the disparity study was done and advised the Board that she could answer any specific questions they might have.
  - i. The Board is requesting that staff goes back to the format of Utilization reports prior to the Business Management Workforce System (BMWS). Ms. Johnson advised that a report with the requested detail will be provided at the next Advisory Board meeting.

**Small Business Enterprise Construction  
Advisory Board Meeting Minutes  
December 10, 2018**

**2. Resolution No. R-1386-09 and No. R-593-13**

- i. Chairperson Derrer recommended to have SBD staff draft legislation for approval from the SBE-C Advisory Board to go to the Board of County Commissioners recommending that SBE-C firms not be required to provide a bond for projects under \$200,000, including language that they would also not be required to provide a bid bond.
- ii. Board Member Brown-Alfaro seconded the motion.
- iii. Approved (4-0).

**3. Correspondence – Ismailia Rashid (Former board member)**

- i. Board Member Brown-Alfaro recommended for staff to report to the Board why black males and black females do not have the same participation rate as other ethnic and gender groups.
- ii. Board Member Shirley Everett seconded the motion.
- iii. Approved (3-1).
  - Yes: Dorothy Brown-Alfaro, Shirley Everett, and Jessie Houston
  - No: Rick Derrer

**4. Approval of October 15, 2018 Minutes**

- i. Chairperson Rick Derrer motioned to approve the minutes.
- ii. Board member Dorothy Brown-Alfaro seconded the motion.
- iii. Approved (4-0).

**IV. New Business**

**1. 2019 Advisory Board Meeting Dates**

- i. Board Member Brown-Alfaro motioned to change the February 18, 2019 meeting date to February 11, 2019. Board Member Shirley Everett seconded the motion. Approved (4-0).
- ii. Board Member Jessie Houston motioned to change the April 15, 2019 meeting date to April 8, 2019. Board Member Shirley Everett seconded the motion. Approved (4-0).
- iii. Board Member Brown-Alfaro motioned to change the December 16, 2019 meeting date to December 9, 2019. Board Member Shirley Everett seconded the motion. Approved (4-0).

**2. Request for future agenda items**

- i. Provide the Board with Robert's Rules of Order.

**3. Approval of October 15, 2018 Minutes**

- i. Chairperson Derrer motioned to approve the minutes.
- ii. Board member Brown-Alfaro seconded the motion.
- iii. Approved (4-0).



**Small Business Enterprise Construction  
Advisory Board Meeting Minutes  
December 10, 2018**

**V. Adjournment** - Meeting adjourned by Chairperson Derrer at 3:09 p.m.

**SBD Directives**

1. Chairperson Derrer recommended to have SBD staff draft legislation for approval from the SBE-C Advisory Board to go to the Board of County Commissioners recommending that SBE-C firms not be required to provide a bond for projects under \$200,000, including language that they would also not be required to provide a bid bond.
2. Board Member Brown-Alfaro recommended for SBD staff to report to the Board on why black males and black females do not have the same participation rate as other ethnic and gender groups.