

**SMALL BUSINESS ENTERPRISE  
CONSTRUCTION  
MEETING**

**May 17, 2021**



miamidade.gov

Internal Services Department
Small Business Development
111 NW 1 Street, 19th Floor
Miami, Florida 33128
T 305-375-3111 F - 305-375-3160

Miami-Dade County
SMALL BUSINESS ENTERPRISE - CONSTRUCTION
ADVISORY BOARD MEETING

Monday, May 17, 2021 @1:00 p.m.

Virtual Meeting Zoom URL:

https://miamidade.live/SBE-ConstructionAdvisoryBoard

Webinar ID: 954 5601 8608

Password: 085992

AGENDA

I. Welcome/Introductions (10 min)

II. SBD Section Reports (30 min)

- a. SBE - Construction Business Outreach & Education.....Lawanda Wright-Robinson
SBD Business Outreach & Education
b. SBE - Construction Project Review & Analysis .....Laurie Johnson
SBD Project Review & Analysis
c. SBE - Construction Utilization Report.....Rossi Siewnarine
SBD Policy & Legislation Management
d. SBE - Construction Certification Report..... Laurie Johnson
SBD Certification

III. Construction Management Reporting (40 min)

- a. Miscellaneous Construction Contract MCC-8-10
.....Carolyn Modeste
MCM Corporation
b. Project A- Jackson North Medical Center (OHL Arellano Construction Co.)
.....Lino Gonzalez
c. Project B- Jackson West Medical Center (W.G. Yates Construction)
.....Howard Rice
d. Project D- JMH Floor Modifications (Skanska USA Building, Inc.)
.....Frank Longo
e. Project E- Jackson South Medical Center (Turner Construction Company)
.....George Preininger
f. Project F- Christine E. Lynn Rehabilitation Hospital (Turner Construction)
.....Eric VanHook



- g. DTC Vertical Expansion (Turner Construction Company)**  
..... *Kate Molinero*
  - h. Cruise Terminal F Expansion (Lemartec Corporation)**  
..... *Kurt Dyer*
  - i. Poole & Kent Company of Florida**  
..... *Wendy Campbell*
  - j. CDWWTP Oxygen Production (PCL Construction, Inc.)**  
..... *Mike Hernandez*
  - k. Design, Build, Finance, Operate, Maintain Civil and Probate Courthouse**  
..... *Armando Perez*
- IV. Old Business (15 min)**
- a.** Approval of March 15, 2021 Meeting Minutes
- V. New Business (15 min)**
- a.** Discussion about incorporating enforcement of prompt payments. Chairperson Derrer requested the Prompt payment process and timeline. Provide a breakdown of the process of prompt payment.
  - b.** Request for future agenda items
- VI. Reasonable opportunity for the public to be heard before County boards (Sec. 2-11.39.3) - (5 min)**
- VII. Adjournment (5 min)**

**NEXT MEETING: Monday, July 19, 2021, 1:00 p.m.**

## TABLE OF CONTENTS

### **AGENDA**

---

SBE - Construction Business Outreach & Education	<b>1</b>
- October 1, 2020 to December 31, 2020	
- January 1, 2021 to February 28, 2021	
- March 1, 2021 to April 30, 2021	
SBE - Construction Utilization Report	<b>2</b>
SBE – Construction Certification Report	<b>3</b>
Miscellaneous Construction Contract MCC-8-10	<b>4</b>
Project A – Jackson North Medical Center (OHL Arellano Construction Co.)	<b>5</b>
Project B- Jackson West Medical Center (W.G. Yates Construction)	<b>6</b>
Project D- JMH Floor Modifications (Skanska USA Building, INC.)	<b>7</b>
Project E- Jackson South Medical Center (Turner Construction Company)	<b>8</b>
Project F – Christine E. Lynn Rehabilitation Hospital (Turner Construction)	<b>9</b>
DTC Vertical Expansion (Turner Construction Company)	<b>10</b>
Cruise Terminal F Expansion (Lemartec Corporation)	<b>11</b>
Poole & Kent Company of Florida	<b>12</b>
CDWWTP Oxygen Production (PCL Construction, Inc.)	<b>13</b>
Design, Build, Finance, Operate, Maintain Civil and Probate Courthouse	<b>14</b>
March 15, 2021 MEETING MINUTES	<b>15</b>

**SBE - Construction Business Outreach &  
Education**

**Internal Services Department**  
**Small Business Development (SBD)**  
**Small Business Enterprise – Construction Report**  
**Business Outreach and Education Section**  
**October 1, 2020 to December 31, 2020**

		Total for Period	YTD Total
Activity	Assistance Provided to Small Business Enterprise- Construction Program		
1	Certification Assistance	39	39
2	Needs Assessment Meetings (NAMS)	2	2
3	Technical Assistance	167	167
4	Payment Issues	4	4
4.1	Payment Issues Related Dollars	\$764,164	\$764,164
5	Prompt Payment Issues	0	0
5.1	Prompt Payment Issues Related Dollars	0	0
6	Contract Issues (Non-dollar related)	2	2
7	Contact with SBE-Construction Firms (emails highlighting contract opportunities)	7,162	7,162

		Total for Period	YTD Total
Activity	Training, Education and Outreach Activities		
1	Small Business Development (sponsored) Workshops and Forums	5	5
1.1	Number of Attendants	105	105
2	Partnership Workshops & Forums	4	4
2.1	Number of Firms (with whom contact was made)	142	142
Activity	Technical Training & Development Workshops		
3	SBE Compliance Workshop	0	0
3.1	n/a		

**Internal Services Department**  
**Small Business Development (SBD)**  
**Small Business Enterprise – Construction Report**  
**Business Outreach and Education Section**  
**January 1, 2021 to February 28, 2021**

		Total for Period	YTD Total
Activity	Assistance Provided to Small Business Enterprise-Construction Program		
1	Certification Assistance	52	91
2	Needs Assessment Meetings (NAMS)	2	4
3	Technical Assistance	213	380
4	Payment Issues	7	11
4.1	Payment Issues Related Dollars	395,693	\$1,159,857
5	Prompt Payment Issues	0	0
5.1	Prompt Payment Issues Related Dollars	0	0
6	Contract Issues (Non-dollar related)	3	5
7	Contact with SBE-Construction Firms (emails highlighting contract opportunities)	5063	12,225

		Total for Period	YTD Total
Activity	Training, Education and Outreach Activities		
1	Small Business Development (sponsored) Workshops and Forums	3	8
1.1	Number of Attendants	68	173
2	Partnership Workshops & Forums	3	7
2.1	Number of Firms (with whom contact was made)	152	294
Activity	Technical Training & Development Workshops		
3	SBE Compliance Workshop	0	0
3.1	n/a		

**Internal Services Department**  
**Small Business Development (SBD)**  
**Small Business Enterprise – Construction Report**  
**Business Outreach and Education Section**  
**March 1, 2021 to April 30, 2021**

		Total for Period	YTD Total
Activity	Assistance Provided to Small Business Enterprise- Construction Program		
1	Certification Assistance	167	258
2	Needs Assessment Meetings (NAMS)	5	9
3	Technical Assistance	207	587
4	Payment Issues	7	18
4.1	Payment Issues Related Dollars	\$164,791	\$1,324,648
5	Prompt Payment Issues	0	0
5.1	Prompt Payment Issues Related Dollars	0	0
6	Contract Issues (Non-dollar related)	2	7
7	Contact with SBE-Construction Firms (emails highlighting contract opportunities)	6,174	18,399

		Total for Period	YTD Total
Activity	Training, Education and Outreach Activities		
1	Small Business Development (sponsored) Workshops and Forums	2	10
1.1	Number of Attendants	128	301
2	Partnership Workshops & Forums	5	12
2.1	Number of Firms (with whom contact was made)	191	485
Activity	Technical Training & Development Workshops		
3	SBE Compliance Workshop	1	1
3.1	n/a		



# **SBE - Construction Utilization Report**

**Miami-Dade County**  
**SBE-Construction Applicable Projects**  
 Mar 1, 2021 - May 1, 2021

**AWARDED CONTRACTS**

There were 26 projects approved for award totaling \$5,435,569. (The 26 includes 7040 & non7040 contracts)

**AWARDED CONTRACTS AVAILABLE FOR SMALL BUSINESS PARTICIPATION**

There were 1 project approved for award totaling \$130,716. (Non – 7040 contracts)

- 1 project has SBE-Construction measures totaling \$130,716.
  - \$130,716 as Prime (set-asides)
- SBE – Construction firms were awarded 1 open market (non-set-aside) projects totaling \$15,920.
- **Of the projects awarded during this period, SBE-Construction firms are participating as Prime and/or subcontractors (with or without measures) for a dollar value of \$152,656 or 2.75%.**

**SBE-Construction Contracted Breakdown by Race/Ethnicity/Gender**

	<b>SBE-Construction/ Black – Male</b>	<b>SBE-Construction/ Hispanic – Male</b>	<b>SBE-Construction/ Female</b>	<b>SBE-Construction/ Other</b>	<b>Total SBE-Construction</b>
<b>SET-ASIDE</b>	<b>\$0</b>	<b>\$130,716 (100%)</b>	<b>\$0</b>	<b>\$0</b>	<b>\$130,716</b>
<b>GOALS</b>	<b>\$0</b>	<b>\$1,120 (18.6%)</b>	<b>\$4,900 (81.40%)</b>	<b>\$0</b>	<b>\$6,020</b>
<b>TOTAL MEASURES</b>	<b>\$0</b>	<b>\$131,836 (96.42%)</b>	<b>\$4,900 (3.58%)</b>	<b>\$0</b>	<b>\$136,736</b>
<b>OPEN MARKET</b>	<b>\$0</b>	<b>\$15,920 (100%)</b>	<b>\$0</b>	<b>\$0</b>	<b>\$15,920</b>
<b>TOTAL</b>	<b>\$0</b>	<b>\$147,756</b>	<b>\$4,900</b>	<b>\$0</b>	<b>\$152,656</b>

**7040 MISCELLANEOUS SBE-CONSTRUCTION CONTRACTS**

- There were 22 projects approved for award totaling \$5,099,396.

**7040 SBE-Construction Breakdown by Race/Ethnicity/Gender**

	<b>SBE-Construction/ Black - Male</b>	<b>SBE-Construction/ Hispanic - Male</b>	<b>SBE-Construction/ Female</b>	<b>SBE-Construction Other</b>	<b>Total SBE-Construction</b>
<b>TOTAL</b>	<b>\$40,547</b>	<b>\$5,038,979</b>	<b>\$19,870</b>	<b>\$0.</b>	<b>\$5,099,396</b>

**FEMALE SBE-Construction Contracted Breakdown by Race/Ethnicity**

	<b>SBE- Construction/ Black – Female</b>	<b>SBE-Construction/ Hispanic – Female</b>	<b>SBE- Construction/ Caucasian - Female</b>	<b>SBE- Construction/ Other (including Asian or Indian) - Female</b>	<b>Total SBE- Construction</b>
<b>SET- ASIDE</b>	<b>\$0</b>	<b>\$0</b>	<b>\$0</b>	<b>\$0</b>	<b>\$0</b>
<b>GOALS</b>	<b>\$0</b>	<b>\$4,900 (100%)</b>	<b>\$0</b>	<b>\$0</b>	<b>\$4,900</b>
<b>TOTAL MEASURES</b>	<b>\$0</b>	<b>\$4,900 (100%)</b>	<b>\$0</b>	<b>\$0</b>	<b>\$4,900</b>
<b>OPEN MARKET</b>	<b>\$0</b>	<b>\$0</b>	<b>\$0</b>	<b>\$0</b>	<b>\$0</b>
<b>TOTAL</b>	<b>\$0</b>	<b>\$4,900</b>	<b>\$0</b>	<b>\$0</b>	<b>\$4,900</b>

**FEMALE 7040 SBE-Construction Breakdown by Race/Ethnicity**

<b>SBE- Construction/ Black – Female</b>	<b>SBE-Construction/ Hispanic – Female</b>	<b>SBE- Construction/ Caucasian – Female</b>	<b>SBE- Construction/ Other (including Asian or Indian) - Female</b>	<b>Total SBE- Construction</b>
<b>\$0</b>	<b>\$19,870 (100%)</b>	<b>\$0</b>	<b>\$0</b>	<b>\$19,870</b>

Contract Number	Contract Title	Original Contract Value	No Measure Reason	Goal	Start Date	End Date	Contract Type
17943-21	NORTHEAST TRANSFER STATION PUMP REPLACEMENT PROJECT	\$98,722.77		100.00%	3/16/2021	7/11/2021	Construction - MCC 7040
17943-21	NORTHEAST TRANSFER STATION PUMP REPLACEMENT PROJECT	\$98,722.77		100.00%	3/16/2021	7/11/2021	Construction - MCC 7040
232327	Multiple Parks North of Tamiami Trail Painting	\$95,000.00		100.00%	3/4/2021	3/29/2022	Construction - MCC 7040
232328	Multiple Parks South of Tamiami Trail Painting	\$95,000.00		100.00%	3/4/2021	3/29/2022	Construction - MCC 7040
4111958	JNMC Roof Repairs	\$130,715.96		100.00%	3/15/2021	12/31/2024	Construction
59920	Emergency Plumbing Repair / Annie Coleman 15	\$1,920.00		100.00%	3/10/2021	3/12/2021	Construction - MCC 7040
59989	Emergency Roof Repair / Wynwood Homes C	\$6,279.00		100.00%	3/1/2021	3/6/2021	Construction - MCC 7040
60081	WYNWOOD ELDERLY MOLD REMEDIATION	\$5,641.37	Emergency	0.00%	3/2/2021	3/7/2021	Construction - MCC 7360
60088	Emergency Electrical Repair / Lemon City	\$6,171.94		100.00%	3/4/2021	3/19/2021	Construction - MCC 7040
60158	Emergency Roofing Repair- Edison Courts	\$5,333.00		100.00%	3/11/2021	3/13/2021	Construction - MCC 7040
60172	Gwen Cherry 16 - Plumbing Repair	\$4,367.00		100.00%	3/11/2021	3/18/2021	Construction - MCC 7040
60207	Haley Sofge Towers Electrical Emergency	\$15,920.00	Emergency	0.00%	3/10/2021	3/13/2021	Construction - MCC 7040
60273	Edison Plaza Community Center - Window Replacement	\$1,475.00		100.00%	3/11/2021	3/12/2021	Construction - MCC 7040
60302	Gwen Cherry 8 Emergency Plumbing	\$1,270.00		100.00%	3/12/2021	3/13/2021	Construction - MCC 7040
60365	CULMER PLACE - A/C REPAIR/REPLACEMENT	\$8,725.00		100.00%	3/11/2021	3/17/2021	Construction - MCC 7040
60448	Culmer Place Mold Remediation	\$12,210.00		100.00%	3/12/2021	3/30/2021	Construction - MCC 7040
M2020-035-R	Waterline Repairs Bay 166	\$16,837.00		100.00%	4/13/2021	5/22/2021	Construction - MCC 7040
MDFRD-684-38-ER	EMERGENCY Roof Repair at Station 38	\$8,000.00		100.00%	3/17/2021	3/20/2021	Construction - MCC 7040
P0245EM.	FURNISH AND INSTALL 16 INCH PVC 14 INCH HDPE FORCE MAIN IN NE 183RD ST AND ISLAND BLVD	\$3,726,355.41		100.00%	4/7/2021	1/25/2022	Construction - MCC 7040
P0249	EMERGENCY CUT-IN OF 42-INCH BUTTERFLY VALVE TO REPLACE EXISTING NON-FUNCTIONING VALVE ON 42-	\$183,896.00	Emergency	0.00%	3/31/2021	4/5/2021	Construction - MCC 7360
T2697	John Preston Water Treatment Plant HVAC Equipment Replacement Lab.	\$21,890.00		100.00%	4/5/2021	5/15/2021	Construction - MCC 7040
T2700	New Trane Chiller Piping Installation	\$9,700.00		100.00%	4/21/2021	5/29/2021	Construction - MCC 7040
T2701	NEW FENCE AT VACANT LOT	\$13,980.00		100.00%	4/7/2021	4/17/2021	Construction - MCC 7040
T2702	NEW GATES FOR P/S 536	\$5,100.00		100.00%	4/8/2021	4/29/2021	Construction - MCC 7040
T2704	ALEX ORR SOUTH ROLLING GATE REPAIR	\$790.00		100.00%	4/13/2021	4/17/2021	Construction - MCC 7040
U075A	Electrical 40 Year Recertification at MIA Flamingo and Dolphin Garages	\$935,520.00		100.00%	4/5/2021	4/26/2023	Construction - MCC 7040
W210005	Joseph Caleb Center Bathroom Renovation at the 7th Floor	\$24,750.00		100.00%	3/22/2021	4/23/2021	Construction - MCC 7040
W210005	Joseph Caleb Center Bathroom Renovation at the 7th Floor	\$24,750.00		100.00%	3/22/2021	4/23/2021	Construction - MCC 7040

Assigned Department	Vendor Type	Business Name
Solid Waste Management	Prime	Haber & Sons Plumbing, Inc.
Solid Waste Management	Subcontractor	Electrical Service In Miami Corp
Parks, Recreation and Open Spaces	Prime	COBRA PAINTING COMPANY
Parks, Recreation and Open Spaces	Prime	COBRA PAINTING COMPANY
Public Health Trust	Prime	A-1 PROPERTY SERVICES GROUP, INC.
Public Housing and Community Development	Prime	Discovery Plumbing Corp
Public Housing and Community Development	Prime	BOFAM CONSTRUCTION CO, INC
Public Housing and Community Development	Prime	Cleaning & Restoration Corp.
Public Housing and Community Development	Prime	New Era Electric, Inc.
Public Housing and Community Development	Prime	Conwell & Associates Consulting Company
Public Housing and Community Development	Prime	Haber & Sons Plumbing, Inc.
Public Housing and Community Development	Prime	FLORIDA FIRE ALARM, INC.
Public Housing and Community Development	Prime	World of Frameless Glass, Inc.
Public Housing and Community Development	Prime	Haber & Sons Plumbing, Inc.
Public Housing and Community Development	Prime	Ozone Air Design LLC
Public Housing and Community Development	Prime	VINWARD CONSTRUCTION CORP.
Seaport	Prime	REGOSA ENGINEERING SERVICES, INC.
Fire Department	Prime	BOFAM CONSTRUCTION CO, INC
Water & Sewer	Prime	PABON ENGINEERING INC
Water & Sewer	Prime	Metro Express Inc.
Water & Sewer	Prime	Royal Cool Air Conditioning, Inc.
Water & Sewer	Prime	SOUTHERN COMFORT SOLUTIONS, INC.
Water & Sewer	Prime	GOLDEN FENCE COMPANY, INC.
Water & Sewer	Prime	GOLDEN FENCE COMPANY, INC.
Water & Sewer	Prime	GOLDEN FENCE COMPANY, INC.
Aviation	Prime	R & D ELECTRIC, INC.
Internal Services	Prime	A-B Remodeling Inc
Internal Services	Subcontractor	O. M. ELECTRIC, INC.

Current Certification Status	Vendor ID	FEIN	Utilization Type	Goal Type	Ethnicity	Gender	Compliance Contact
DBE, SBE-Con, SBE-GS	20098314	650845989	Prime Contractor	SBE - Con	Hispanic American	Male	Jose Haber
LDB, SBE-Con, SBE-GS	20916217	832162020	Subcontractor/Su bconsultant	SBE - Con	Hispanic American	Male	Fernando Villarruel
DBE, SBE-Con, SBE-GS	20098584	371475750	Prime Contractor	SBE - Con	Hispanic American	Male	Lazaro Garcia
DBE, SBE-Con, SBE-GS	20098584	371475750	Prime Contractor	SBE - Con	Hispanic American	Male	Lazaro Garcia
N/A	20486743	208899101	Prime Contractor	SBE - Con	Hispanic American	Male	Yosvany Madruga
DBE, SBE-Con, SBE-GS	20098591	650824075	Prime Contractor	SBE - Con	Hispanic American	Male	Antonio Mecias
DBE, SBE-Con	20125611	030470614	Prime Contractor	SBE - Con	Black American	Male	Gbolahan Austin Akinrin
N/A	20389581	203785775	Prime Contractor		Hispanic American	Male	Oswaldo 'Ozzie' Calzada Jr.
LDB, SBE-Con, SBE-GS	20763075	134350268	Prime Contractor	SBE - Con	Hispanic American	Male	Diana Martinez
DBE, SBE-Con, SBE-GS	20129859	383763521	Prime Contractor	SBE - Con	Black American	Male	Kenneth Conwell
DBE, SBE-Con, SBE-GS	20098314	650845989	Prime Contractor	SBE - Con	Hispanic American	Male	JOSE HABER
SBE-Con, SBE-GS	20495641	010552390	Prime Contractor	SBE - Con	Hispanic American	Male	CARLOS JAVECH
DBE, SBE-Con, SBE-GS	20126034	030532652	Prime Contractor	SBE - Con	Hispanic American	Male	Tulio A. Rosado
DBE, SBE-Con, SBE-GS	20098314	650845989	Prime Contractor	SBE - Con	Hispanic American	Male	JOSE HABER
SBE-Con, SBE-GS	20373395	461889492	Prime Contractor	SBE - Con	Black American	Male	AUTNEY HOLMES
SBE-Con, SBE-GS	20505318	421588323	Prime Contractor	SBE - Con	Black American	Male	Calvin Rozier
SBE-Con, SBE-GS	20503845	364525988	Prime Contractor	SBE - Con	Hispanic American	Male	Gustavo Velez
DBE, SBE-Con	20125611	030470614	Prime Contractor	SBE - Con	Black American	Male	Gbolahan Austin Akinrin
DBE, SBE-Con, SBE-GS	20098350	010569389	Prime Contractor	SBE - Con	Hispanic American	Male	Millie Pabon
N/A	20497192	650711071	Prime Contractor		Hispanic American	Male	Delio Trasobares
SBE-Con	20373220	650485078	Prime Contractor	SBE - Con	Hispanic American	Male	Lazaro Gonzalez
SBE-Con, SBE-GS	20503998	203415391	Prime Contractor	SBE - Con	Hispanic American	Male	Ricardo Monzon
DBE, LDB, SBE-Con, SBE-GS	20098461	650874219	Prime Contractor	SBE - Con	Hispanic American	Female	Luis Peraza
DBE, LDB, SBE-Con, SBE-GS	20098461	650874219	Prime Contractor	SBE - Con	Hispanic American	Female	LUIS PERAZA
DBE, LDB, SBE-Con, SBE-GS	20098461	650874219	Prime Contractor	SBE - Con	Hispanic American	Female	Luis Peraza
ACDBE, DBE, LDB, SBE-Con, SBE- G&S	20098403	611428335	Prime Contractor	SBE - Con	Hispanic American	Male	Daniel Echarri
LDB, SBE-Con, SBE-GS	20787454	201836698	Prime Contractor	SBE - Con	Hispanic American	Male	Luis E Gonzalez
SBE-Con, SBE-GS	20097874	650508775	Subcontractor/Su bconsultant	SBE - Con	Hispanic American	Female	Gabriel Guillen

Email	Phone	Fax	Address1	City	State	Zip
haberandplumbing@bellsouth.net	3054618653	3055679976	4106 NW 37TH AVENUE	MIAMI	FL	33142
fernando@electricalserviceinmiami.com	7864586741		14760 SW 176th St	Miami	FL	33187
cobrapainting@bellsouth.net	7863805323		3673 S.W. 150 Court	Miami	FL	33185
cobrapainting@bellsouth.net	7863805323		3673 S.W. 150 Court	Miami	FL	33185
OfficeManager@a1PropertyServices.net	3054717353	3054713702	890 SW 69th Avenue	Miami	FL	33144
tonimeci@yahoo.com	7864223205		13300 SW 47 St	Miami	FL	33175
AUSTIN@BOFAMINC.COM	7542450102	3056759269	1600 NW 3rd Ave, Bldg.D4	Miami	FL	33136
ozzie@servpro9200.com	3056430710	3056430720	611 NW 5th St	Miami	FL	33128
neweraelectric@hotmail.com	3059093126	7867013561	11820 SW 176 ST	Miami	FL	33177
kconwell@caconsultingc.com	3059265673	3053857827	11771 SW 137 Place	Miami	FL	33186
haberandplumbing@bellsouth.net	3054618653	3055679976	4106 NW 37TH AVENUE	MIAMI	FL	33142
javech@bellsouth.net	3056655156	3056655157	7487 SW 50th Terrace	Miami	FL	33155
tarosado@worldofframelessglass.com	3058013076	3059314490	20341 NE 30 Avenue	Aventura	FL	33180
haberandplumbing@bellsouth.net	3054618653	3055679976	4106 NW 37TH AVENUE	MIAMI	FL	33142
autneyholmes@ozoneairdesign.com	7863166769	3052807539	10935 SW 142 LANE	MIAMI	FL	33176
vinwardcc@yahoo.com	7862512398	3056906825	1011 NW 207 St	Miami	FL	33169
contractorwork@gmail.com	7862867663	3059454367	15700 NE 2nd Avenue	Miami	FL	33162
AUSTIN@BOFAMINC.COM	7542450102	3056759269	1600 NW 3rd Ave, Bldg.D4	Miami	FL	33136
pabonengineering@outlook.com	3052183547	3052581460	13028 SW 128th street	Miami	FL	33186
delio@metroexpresscorp.com	3058851330	3058851327	9442 N.W. 109 St.	Medley	FL	33178
royalcool@bellsouth.net	3052620909		6760 SW 19th TERRACE	Miami	FL	33155
ricky@scsacinc.com	3052333192	3056759226	16215 SW 117th Avenue	Miami	FL	33177
goldenfence3541@bellsouth.net	3052321666	3052321134	20641 SW 132nd Court	Miami	FL	33177
goldenfence3541@bellsouth.net	3052321666	3052321134	20641 SW 132nd Court	Miami	FL	33177
goldenfence3541@bellsouth.net	3052321666	3052321134	20641 SW 132nd Court	Miami	FL	33177
rafael@rdelectricinc.com	3054037841	3054037842	7447 NW 48 St	Miami	FL	33166
a.bremodeling@yahoo.com	3056139888		5605 West 12th Court	Hialeah	FL	33012
omelectric@bellsouth.net	3058875811	3058875812	281 W 27TH ST	HIALEAH	FL	33010

# **SBE – Construction Certification Report**



Certification Type: SBE-CON  
**PERIOD: March 1, 2021 to May 1, 2021**

				Total Amount	African American	Caucasian	Hispanic	Asian	Native American	Other	Female	Male	Total Amount
<b>Total Certified SBE-CON as of 5/1/21</b>				759	97	60	589	7	1	5	147	612	759
			1 year Renewal	3 year Recert									
1	<b>Approved Applications (New, Annual Renewal, Recertification)</b>												
	195	287		277	759								
2	<b>Graduated</b>												1
3	<b>Denied</b>												0

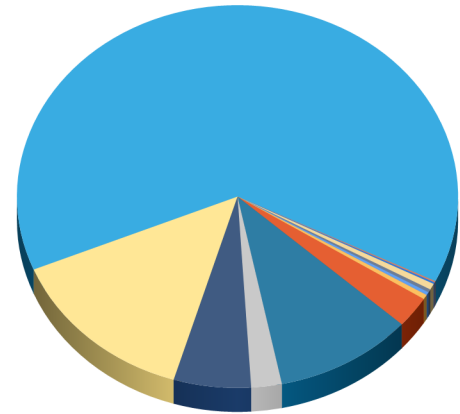
*This is a race and gender neutral program. This report is for informational purpose only.*

# Certified Directory - Ethnicity & Gender Summary

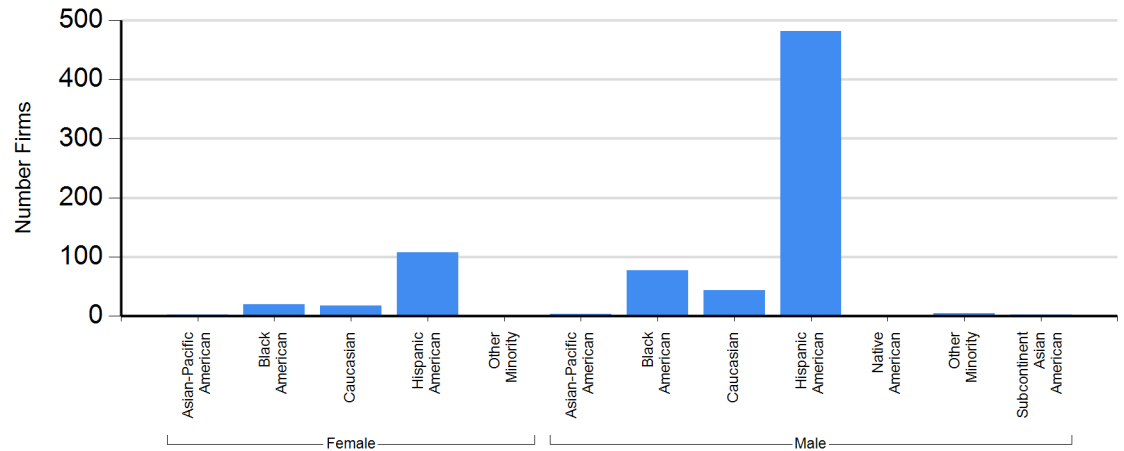
As of 5/1/2021

## Ethnicity & Gender Summary

Ethnicity	Gender	Number Firms
Asian-Pacific American	Female	2
Asian-Pacific American	Male	3
Black American	Female	20
Black American	Male	77
Caucasian	Female	17
Caucasian	Male	43
Hispanic American	Female	107
Hispanic American	Male	482
Native American	Male	1
Other Minority	Female	1
Other Minority	Male	4
Subcontinent Asian American	Male	2
<b>Total Firms</b>		<b>759</b>



- Asian-Pacific American - Female
- Asian-Pacific American - Male
- Black American - Female
- Black American - Male
- Caucasian - Female
- Caucasian - Male
- Hispanic American - Female
- Hispanic American - Male
- Native American - Male
- Other Minority - Female
- Other Minority - Male
- Subcontinent Asian American - Male

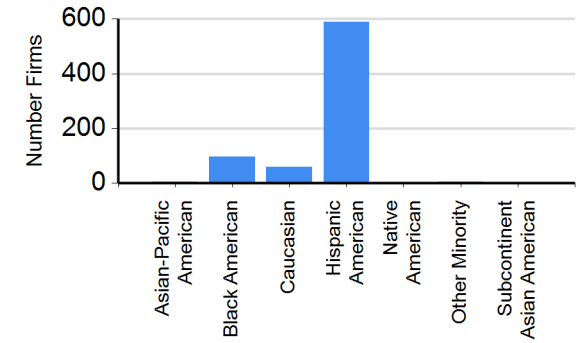
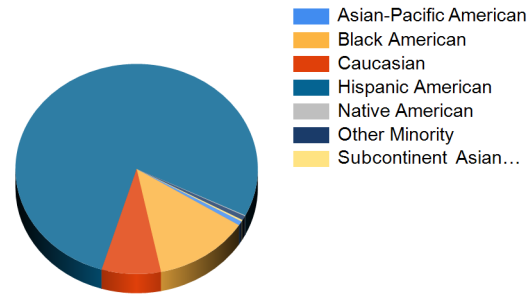


# Certified Directory - Ethnicity & Gender Summary

As of 5/1/2021

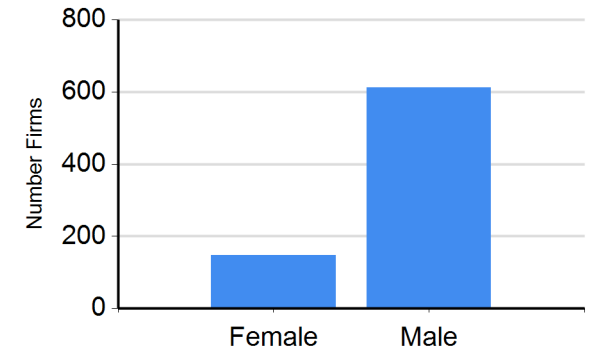
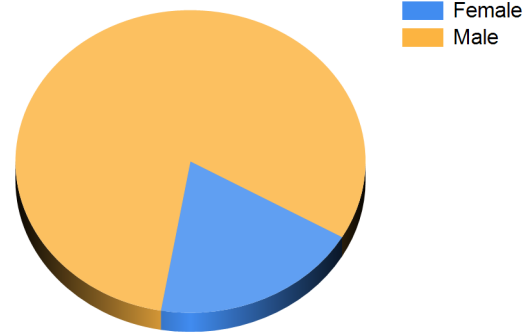
## Ethnicity Summary

Ethnicity	Number Firms
Asian-Pacific American	5
Black American	97
Caucasian	60
Hispanic American	589
Native American	1
Other Minority	5
Subcontinent Asian American	2
<b>Total Firms</b>	<b>759</b>



## Gender Summary

Gender	Number Firms
Female	147
Male	612
<b>Total Firms</b>	<b>759</b>



**Miscellaneous Construction Contract  
MCC-8-10**

Community Small Business Enterprises  
 CSBE Advisory Board Quarterly Report  
 February 28, 2021

**SBE- Construction Contracted Breakdown by Race/Ethnicity****- PROJECTS - SBE CON TRADE SET ASIDE**

	<b>Total Contract Award</b>	<b>% By Dollar (\$) Amount</b>
Female	9,762,989	18.5%
Male	40,176,221	76.2%
N/A or Other	2,751,425	5.2%
<b>Total</b>	<b>52,690,635</b>	<b>100.0%</b>

Asian SBE	132,338	0.3%
African American SBE	6,659,807	12.6%
Caucasian SBE	4,516,867	8.6%
Hispanic SBE	38,630,197	73.3%
N/A or Other	2,751,425	5.2%
<b>Total</b>	<b>52,690,635</b>	<b>100.0%</b>

Asian F SBE	79,321	0.15%
Asian M SBE	53,017	0.10%
African American F SBE	4,690,071	8.90%
African American M SBE	1,969,736	3.74%
Caucasian F SBE	1,902,957	3.61%
Caucasian M SBE	2,613,911	4.96%
Hispanic F SBE	3,090,640	5.87%
Hispanic M SBE	35,539,557	67.45%
N/A or Other	2,751,425	5.22%
<b>Total</b>	<b>52,690,635</b>	<b>100.00%</b>

**- PROJECTS WITH SBE-CON GOALS**

	<b>Total Contract Award</b>	<b>% By Dollar (\$) Amount</b>
Female SBE	-	0.0%
Male SBE	1,359,450	100.0%
<b>Total</b>	<b>1,359,450</b>	<b>100.0%</b>

Hispanic M SBE	1,359,450	100.0%
<b>Total</b>	<b>1,359,450</b>	<b>100.0%</b>

Community Small Business Enterprises  
CSBE Advisory Board Quarterly Report  
February 28, 2021

Munilla Construction Management (MCM)

Project #	Project Name	Prime		Start Date	Contract Award	CSBE Award	Amount Paid to GC	Amount Paid to CSBE	CSBE Part.	% Complete
8-10	Key Management Staff	MCM		3/1/12	\$ 12,886,035.16		\$ 11,462,994.41		20%	88.96%
	18% of Pre Const. Fee only (\$177,980.00)		MCO Construction	3/1/12		\$ 2,538,298.96		\$ 2,246,339.08	20%	88.50%
R044A	MIA-Hotel Lobby/Public Space Renovations	MCM			\$ 3,642,865.18		\$ 3,642,865.18		77%	100.00%
			Cityworks Construction, LLC			\$ 211,515.18		\$ 211,515.18	6%	100.00%
			Fleites Construction Group			\$ 180,243.08		\$ 180,243.08	5%	100.00%
			Metro Infrastructure, Corp.			\$ 248,598.15		\$ 248,598.15	7%	100.00%
			A-1 All Florida Painting, Inc.			\$ 105,286.30		\$ 105,286.30	3%	100.00%
			Fleites Construction Group			\$ 114,965.18		\$ 114,965.18	3%	100.00%
			World of Frameless Glass, Inc			\$ 190,861.29		\$ 190,861.29	5%	100.00%
			Metro Infrastructure, Corp.			\$ 317,145.09		\$ 317,145.09	9%	100.00%
			EPIC Consultants, Inc.			\$ 190,878.43		\$ 190,878.43	5%	100.00%
			A-1 All Florida Painting, Inc.			\$ 13,821.29		\$ 13,821.29	0%	100.00%
			Century Fire, Inc.			\$ 156,362.84		\$ 156,362.84	4%	100.00%
			Peoples Plumbing & Mechanical			\$ 212,121.58		\$ 212,121.58	6%	100.00%
			DODEC, Inc.			\$ 185,778.57		\$ 185,778.57	5%	100.00%
			Thevenin Enterprises, Inc.			\$ 667,035.06		\$ 667,035.06	18%	100.00%
R107A	MIA- Midfield Fire Station Modification	MCM			\$ 239,258.00		\$ 239,258.00		91%	100.00%
			EPIC Consultants, Inc.			\$ 66,141.00		\$ 66,141.00	28%	100.00%
			Xpress Painting, Inc.			\$ 62,480.00		\$ 62,480.00	26%	100.00%
			Ruben Electric Technology, Inc.			\$ 88,200.00		\$ 88,200.00	37%	100.00%
B313A	MIA- So. Terminal 5th Floor Mechanical Room	MCM			\$ 34,920.67		\$ 34,920.67		82%	100.00%
			EPIC Consultants, Inc.			\$ 12,795.00		\$ 12,795.00	37%	100.00%
			DL & RR Services, LLC			\$ 1,364.00		\$ 1,364.00	4%	100.00%
			Ruben Electric Technology, Inc.			\$ 14,647.00		\$ 14,647.00	42%	100.00%
D022A	MIA-Central Marketplace - Phase II & III	MCM			\$ 3,239,965.32		\$ 3,239,965.32		26%	100.00%
			Lunacon Construction Group, Inc.			\$ 274,607.51		\$ 274,607.51	8%	100.00%
			ABC Construction, Inc.			\$ 10,900.00		\$ 10,900.00	0%	100.00%
			C.L. Elias Construction, Inc.			\$ 44,937.00		\$ 44,937.19	1%	100.00%
			A-1 All Florida Painting, Inc.			\$ 12,195.00		\$ 12,195.00	0%	100.00%
			Century Fire, Inc.			\$ 18,425.00		\$ 18,425.00	1%	100.00%
			Richlin Plumbing, Inc.			\$ 35,219.00		\$ 35,219.00	1%	100.00%
			Sunshine State Air Conditioning			\$ 81,535.71		\$ 81,535.71	3%	100.00%
			Tropical Electric			\$ 369,221.00		\$ 369,221.00	11%	100.00%

Community Small Business Enterprises  
 CSBE Advisory Board Quarterly Report  
 February 28, 2021

Munilla Construction Management (MCM)

Project #	Project Name	Prime		Start Date	Contract Award	CSBE Award	Amount Paid to GC	Amount Paid to CSBE	CSBE Part.	% Complete
780KD11	MIA New Fire Related Dumpers at FPL Vaults #1, #2, & 5 North Terminal	AAP			\$ 202,921.85		\$ 202,921.85		90%	100.00%
			AAP Construction			\$ 183,176.00		\$ 183,176.31	90%	100.00%
S103A	MIARelocation of Runway & Localizer Shelter	MCM		2/6/14	\$ 156,925.81		\$ 156,925.81		87%	100.00%
			Hernandez Metal Fabrication			\$ 60,175.00		\$ 60,175.00	38%	100.00%
			Dato Electric			\$ 76,294.42		\$ 76,294.42	49%	100.00%
779Y	MIA-NTD FIS Re-Check	MCM			\$ 5,330,950.90		\$ 5,330,950.90		47%	100.00%
			New Beach Construction			\$ 195,200.00		\$ 195,200.00		100.00%
			Lunacon Construction Group, Inc.			\$ 43,717.00		\$ 43,717.00	1%	100.00%
			Lunacon Construction Group, Inc.			\$ 123,139.62		\$ 123,139.62	2%	100.00%
			Cityworks Construction, LLC			\$ 370,970.58		\$ 370,970.58	7%	100.00%
			A-1 All Florida Painting, Inc.			\$ 29,250.00		\$ 29,250.00	1%	100.00%
			A-1 All Florida Painting, Inc.			\$ 575,753.90		\$ 575,753.90	11%	100.00%
			C.L. Elias Construction, Inc.			\$ 62,281.89		\$ 62,281.89	1%	100.00%
			New Beach Construction			\$ 289,021.22		\$ 289,021.22	5%	100.00%
			Cityworks Construction, LLC			\$ 68,787.00		\$ 68,787.00	1%	100.00%
			Right Way Painting			\$ 69,960.03		\$ 69,960.03	1%	100.00%
			New Beach Construction			\$ 12,000.00		\$ 12,000.00	0%	100.00%
			Century Fire, Inc.			\$ 141,315.73		\$ 141,315.73	3%	100.00%
			Richlin Plumbing, Inc.			\$ 26,195.00		\$ 26,195.00	0%	100.00%
			Coakley Mechanical			\$ 277,871.00		\$ 277,871.00	5%	100.00%
			Green Light Electric System			\$ 404,629.76		\$ 404,629.76	8%	100.00%
			Supreme Ceilings & Interiors			\$ 7,831.00		\$ 7,831.00	0%	100.00%
D105C	MIA-Dolphin & Flamingo Parking Garages Rep.	MCM			\$ 7,284,481.22		\$ 7,284,481.22		92%	100.00%
			S&K Quality Contractors			\$ 820,420.00		\$ 820,420.00	11%	100.00%
			ABC Construction			\$ 3,293,720.13		\$ 3,293,720.13	45%	100.00%
			Hernandez Metal Fabricators			\$ 222,697.36		\$ 222,697.36	3%	100.00%
			A-1 All Florida Painting, Inc.			\$ 847,480.15		\$ 847,480.15	12%	100.00%
			Inclan Painting			\$ 429,576.67		\$ 429,576.67	6%	100.00%
			S&K Quality Contractors			\$ 504,470.00		\$ 504,470.00	7%	100.00%
			Stone Concept Miami			\$ 164,110.00		\$ 164,110.00	2%	100.00%
			S&K Quality Contractors			\$ 95,874.77		\$ 95,874.30	1%	100.00%
			S&K Quality Contractors			\$ 52,025.00		\$ 52,025.00	1%	100.00%
			Peoples Plumbing & Mechanical			\$ 228,748.19		\$ 228,748.19	3%	100.00%
			Ruben Electric Technology, Inc.			\$ 29,600.00		\$ 29,600.00	0%	100.00%

Community Small Business Enterprises  
 CSBE Advisory Board Quarterly Report  
 February 28, 2021

Munilla Construction Management (MCM)

Project #	Project Name	Prime		Start Date	Contract Award	CSBE Award	Amount Paid to GC	Amount Paid to CSBE	CSBE Part.	% Complete
Q043A	Building 861, 862, & 863	MCM			\$ 750,753.44		\$ 750,753.44		82%	100.00%
			Epic Consultants, Inc.			\$ 83,373.26		\$ 83,373.26	1%	100.00%
			A-1 Florida Painting, Inc.			\$ 9,425.00		\$ 9,425.00	1%	100.00%
			Epic Consultants, Inc.			\$ 65,603.89		\$ 65,603.89	9%	100.00%
			Epic Consultants, Inc.			\$ 58,701.17		\$ 58,701.17	8%	100.00%
			Coakley Mechanical Inc.			\$ 7,642.75		\$ 7,642.75	1%	100.00%
			Thevenin Enterprises, Inc.			\$ 461,136.32		\$ 461,136.32	61%	100.00%
S100A	MIA-Conc G Switchgear Replacement	MCM			\$ 1,959,981.14		\$ 1,959,981.14		92%	100.00%
			Solares Electric			\$ 1,811,494.99		\$ 1,811,494.99	92%	100.00%
V040A-1	MIA Satellite E Pavement Rehab. Pkg. 1 MOT/Elect	MCM		12/28/15	\$ 1,523,010.68		\$ 1,523,010.68		83%	100.00%
			ABC Construction			\$ 548,355.66		\$ 548,355.66	36%	100.00%
			Roberts Traffic & Markings			\$ 347,450.82		\$ 347,450.82	23%	100.00%
			Jador International			\$ 323,244.07		\$ 323,244.07	21%	100.00%
			Ameradrain Plumbing			\$ 42,625.00		\$ 42,625.00	3%	100.00%
			Peoples Plumbing & Mechanical			\$ 6,899.83		\$ 6,899.83	0%	100.00%
	<b>MIA-Quick Response Project Order</b>	MCM		<b>SAO #</b>	<b>\$ 2,012,971.01</b>		<b>\$ 1,859,435.75</b>			92.37%
SAO 43	MIA Hotel Steel Retrofit	MCM		11/9/15	\$ 272,988.64		\$ 272,988.64			100.00%
			Fleites Construction	43		\$ 39,945.00		\$ 39,945.00	15%	100.00%
			A-1 All Florida Painting, Inc.	43		\$ 197,800.00		\$ 197,800.00	72%	100.00%
			Thevenin Enterprises	43		\$ 12,800.00		\$ 12,800.00	5%	100.00%
SAO 47	MIA Hotel Steel Retrofit - Extra Work	MCM		4/8/16	\$ 58,067.31		\$ 58,067.31			100.00%
			Fleites Construction Group, Inc.	47		\$ 53,508.39		\$ 53,508.39	92%	100.00%
SAO 49	MIA Hotel Steel Retrofit - Add'l Work	MCM		5/26/16	\$ 617.29		\$ 617.29			100.00%
			Thevenin Enterprises, Inc.	49		\$ 568.83		\$ 568.83	92%	100.00%
SAO 37/38	MIA FIS Add'l APC (Passport Readers)	MCM		5/28/15	\$ 225,485.06		\$ 225,485.06			100.00%
			C.L. Elias Construction	37/38		\$ 109,589.92		\$ 109,589.92	49%	100.00%
			A-1 All Florida Painting, Inc.	37		\$ 2,725.00		\$ 2,725.00	1%	100.00%
			Century Fire	37		\$ 14,500.00		\$ 14,500.00	6%	100.00%
			Coakley Mechanical Inc.	37		\$ 13,800.00		\$ 13,800.00	6%	100.00%
			Ruben Electric Technology, Inc.	37		\$ 56,500.00		\$ 56,500.00	25%	100.00%
			Fleites Construction	37		\$ 10,500.00		\$ 10,500.00	5%	100.00%
SAO 39	MIA D FIS Add'l APCs 3rd Level Extra	MCM		9/22/15	\$ 24,314.34		\$ 24,314.34			100.00%
			C.L. Elias Construction	39		\$ 14,336.55		\$ 14,336.55	59%	100.00%
			Century Fire	39		\$ 1,953.85		\$ 1,953.85	8%	100.00%
			Coakley Mechanical Inc.	39		\$ 6,115.00		\$ 6,115.00	25%	100.00%



Community Small Business Enterprises  
 CSBE Advisory Board Quarterly Report  
 February 28, 2021

Munilla Construction Management (MCM)

Project #	Project Name	Prime		Start Date	Contract Award	CSBE Award	Amount Paid to GC	Amount Paid to CSBE	CSBE Part.	% Complete
SAO 40/44	MIA Hotel Roof Repair Hotel (Lobby)	MCM		9/12/15	\$ 11,683.86		\$ 11,683.86			100.00%
			Epic Consultants, Inc.	40/44		\$ 10,766.56		\$ 10,766.56	92%	100.00%
SAO 41	MIA Building 845 Interior Paint	MCM		8/31/15	\$ 94,205.80		\$ 94,205.80			100.00%
			Inclan Painting	41		\$ 86,500.00		\$ 86,500.00	92%	100.00%
SAO 42	MIA Electrical Survey Cc G & H	MCM		11/3/15	\$ 32,289.92		\$ 32,289.92			100.00%
			Jador International	42		\$ 29,600.00		\$ 29,600.00	92%	100.00%
SAO 45	MIA Unsafe Stucco @ Terminal E	MCM		3/4/16	\$ 21,663.02		\$ 21,663.02			100.00%
			Epic Consultants, Inc.	45		\$ 19,343.00		\$ 19,343.00	21%	100.00%
SAO 46	MIA Wall of Honor (SAO #46, 48, 50, 52)	MCM		3/4/16	\$ 223,824.87		\$ 223,824.87		100%	100.00%
			EPIC Consultant, Inc.	46		\$ 181,370.00		\$ 181,370.00	81%	100.00%
			Ruben Electric Technology, Inc.	46		\$ 8,800.00		\$ 8,800.00	4%	100.00%
			Epic Consultants, Inc.	48		\$ 15,626.11		\$ 15,626.11	7%	100.00%
			Epic Consultants, Inc.	50		\$ 12,113.60		\$ 12,113.60	5%	100.00%
			Ruben Electric Technology, Inc.	50		\$ 2,070.00		\$ 2,070.00	1%	100.00%
			Epic Consultants, Inc.	52		\$ 3,730.38		\$ 3,730.38	2%	100.00%
SAO 51	MIA Central/So MCP Elect. Survey	MCM		6/3/16	\$ 54,063.84		\$ 54,063.84		91%	100.00%
			Jador International	51		\$ 49,200.00		\$ 49,200.00	91%	100.00%
SAO 53/58	MIA Lower E Emergency Pull Station (SAO #53, 58)	MCM		9/12/16	\$ 77,834.49		\$ 77,834.49		94%	100.00%
			Jador International	53		\$ 50,879.55		\$ 50,879.55	65%	100.00%
			Jador International	58		\$ 22,488.24		\$ 22,488.24	29%	100.00%
SAO 54	MIA Cent Ticket Counters (UA) Demo Work	MCM		8/15/16	\$ 97,438.75		\$ 97,438.75		92%	100.00%
			Paradises Awning	54		\$ 96,494.13		\$ 96,494.13	99%	100.00%
			Ruben Electric Technology, Inc.	54		\$ 14,875.00		\$ 14,875.00	15%	100.00%
			Paradises Awning	70		\$ (46,876.00)		\$ (46,876.00)	-48%	100.00%
			Paradises Awning	71		\$ 25,295.62		\$ 25,295.62	26%	100.00%
SAO 56 69/84/86	MIA Cc E Satellite - 400 hz Replacement	MCM		1/20/16	\$ 268,302.07		\$ 268,302.07		92%	100.00%
			Clearview Electric	56		\$ 124,065.00		\$ 118,099.25	46%	95.19%
			Clearview Electric	69		\$ 121,600.00		\$ 115,520.00	45%	95.00%
			Clearview Electric	86		\$ 1,322.45		\$ -	0%	0.00%
SAO 57/60	MIA Renov. ID Section - Debris Removal	MCM		1/18/16	\$ 7,459.72		\$ 7,459.72			100.00%
			Fleites Construction Group, Inc.	57		\$ 4,330.46		\$ 4,330.46	0%	100.00%
			Fleites Construction	60		\$ 2,556.78		\$ 2,556.78	0%	100.00%
SAO 62	MIA E-FIS 1st, 2nd, 3rd Floor HVAC (SAO 62, 67, 68)	MCM		7/7/17	\$ 262,278.00		\$ 262,278.00		92%	100.00%
			Coakley Mechanical Inc.	62		\$ 216,700.00		\$ 216,700.00	83%	100.00%

Community Small Business Enterprises  
 CSBE Advisory Board Quarterly Report  
 February 28, 2021

Munilla Construction Management (MCM)

Project #	Project Name	Prime		Start Date	Contract Award	CSBE Award	Amount Paid to GC	Amount Paid to CSBE	CSBE Part.	% Complete
			Coakley Mechanical	67		\$ 20,438.44		\$ 20,438.44	8%	100.00%
			Coakley Mechanical	68		\$ 12,630.00		\$ 12,630.00	5%	100.00%
			Coakley Mechanical	72		\$ (7,552.20)		\$ (7,552.20)	-3%	100.00%
SAO 64	MIA E-FIS Water Fountains/Sink (SAO #64, 73, 74)	MCM		8/14/17	\$ 34,429.44		\$ 34,429.44		92%	100.00%
			C.L. Elias Construction	64		\$ 5,934.16		\$ 5,934.16	17%	100.00%
			Ameradrain Plumbing	64		\$ 25,000.00		\$ 25,000.00	73%	100.00%
			Thevenin Enterprises	64		\$ 792.00		\$ 792.00	2%	100.00%
			C. L Elias	74		\$ 244.16		\$ 244.16	0%	100.00%
SAO 76	MIA Bldg 3030 2nd FL Paint & Light (SAO #76, 77, 78)	MCM		8/29/18	\$ 118,212.72		\$ 118,212.72		92%	100.00%
			Kesoki Painting LLC	76		\$ 13,000.00		\$ 12,900.00	11%	99.23%
			Tesla Engineering, Inc	76		\$ 34,570.00		\$ 32,841.50	29%	95.00%
			Tesla Engineering, Inc	77		\$ 28,636.07		\$ 27,204.26	24%	95.00%
			Tesla Engineering, Inc	78		\$ 32,725.67		\$ 31,089.38	28%	95.00%
SAO 80/83/85	MIA Terminal F TSA Onsite Consolidational (SAO #80, 83, 85)	MCM		5/16/19	\$ 325,100.15		\$ 325,100.15		85%	100.00%
			C L Elias Construction	80		\$ 88,183.00		\$ 88,183.00	27%	100.00%
			Affordable Carpet & Maint Inc	80		\$ 31,464.47		\$ 31,464.47	10%	100.00%
			Massu Infrastructure	80		\$ 23,346.00		\$ 23,346.00	7%	100.00%
			Ameradrain Plumbing	80		\$ 4,200.00		\$ 4,200.00	1%	100.00%
			C J Fire Protection Inc	80		\$ 9,600.00		\$ 9,600.00	3%	100.00%
			Air Zone Inc.	80		\$ 26,000.00		\$ 26,000.00	8%	100.00%
			Tesla Engineering, Inc	80		\$ 34,770.00		\$ 30,843.01	11%	88.71%
			C L Eliase Construction	83		\$ 4,607.33		\$ 4,607.33	1%	100.00%
			CJ Fire Protection	83		\$ 1,265.00		\$ 1,265.00	0%	100.00%
			Tesla Engineering	83		\$ 51,792.96		\$ 51,792.96	16%	100.00%
			Tesla Engineering	85		\$ 25,470.20		\$ 24,175.38	8%	94.92%
SAO 81/87	MIA E-FIS Carousel #4 (SAO #81/87)	MCM		8/19/19	\$ 112,316.21		\$ 112,316.21		92%	100.00%
			Conbuilt	81		\$ 55,836.90		\$ 55,836.90	50%	100.00%
			C J Fire Protection	81		\$ 15,000.00		\$ 15,000.00	13%	100.00%
			ARO Electrical	81		\$ 32,741.57		\$ 32,741.57	29%	100.00%
SAO 88/90	MIA New Entrance Wall Enclosure Bldg 3030 Wing	MCM		7/17/20	\$ 40,264.23		\$ 40,264.23		33%	100.00%
			C.L. Elias Construction	88/90		\$ 29,139.46		\$ 29,139.49	26%	100.00%
			Clearview Electric	88		\$ 7,950.00		\$ 7,950.00	7%	100.00%
SAO 89	MIA Conduit Routing Investigation Curbside Term D	MCM		7/17/20	\$ 1,565.10		\$ -		1%	0.00%
			Shovel Construction	89		\$ 1,442.22		\$ 1,442.22	1%	100.00%

Community Small Business Enterprises  
 CSBE Advisory Board Quarterly Report  
 February 28, 2021

Munilla Construction Management (MCM)

Project #	Project Name	Prime		Start Date	Contract Award	CSBE Award	Amount Paid to GC	Amount Paid to CSBE	CSBE Part.	% Complete
U-055-A	MIA-Int. Renov. Reloc. Of ID Section/Drivers	MCM		4/18/16	\$ 2,988,348.84		\$ 2,988,348.84		92%	100.00%
			AAP Construction (Gen)			\$ 313,519.64		\$ 313,519.64	10%	100.00%
			Paradise Awnings			\$ 73,117.81		\$ 73,117.81	2%	100.00%
			AAP Construction (Carpentry)			\$ 99,132.25		\$ 99,132.25	3%	100.00%
			C.L. Elias Construction			\$ 134,955.94		\$ 134,955.94	5%	100.00%
			World of Frameless Glass			\$ 89,153.81		\$ 89,153.81	3%	100.00%
			Chavez South Florida Interiors			\$ 248,620.11		\$ 248,620.11	8%	100.00%
			AAP Construction (Floor & Ceiling)			\$ 196,013.00		\$ 196,013.00	7%	100.00%
			A-1 All Florida Painting, Inc.			\$ 28,079.40		\$ 28,079.40	1%	100.00%
			Century Fire			\$ 275,462.94		\$ 275,462.94	9%	100.00%
			Al Hill Plumbing			\$ 67,692.00		\$ 67,692.00	2%	100.00%
			Sunshine State Air Conditioning			\$ 295,245.40		\$ 295,245.40	10%	100.00%
			Thevening Enterprises			\$ 923,841.44		\$ 923,841.19	31%	100.00%
V-075-A	MIA-Structural Bridge Repairs No. 3111	MCM			\$552,274.69		\$ 552,274.69		92%	100.00%
			ABC Construction, Inc.			\$205,161.38		\$ 205,161.38	37%	100.00%
			AAP Construction Group Corp.			\$79,784.00		\$ 79,784.00	14%	100.00%
			EPIC Consultants, Inc.			\$98,197.00		\$ 98,197.00	18%	100.00%
			A-1 All Florida Painting, Inc.			\$122,750.00		\$ 122,750.00	22%	100.00%
T-072-D	Lower Concourse E APM Station 4th Floor	MCM			\$2,246,012.33		\$ 2,246,012.33		92%	100.00%
			AAP Construction Group Corp."A"			\$351,657.00		\$ 351,657.00	16%	100.00%
			Paradise Awnings Corporation			\$569,970.16		\$ 569,970.16	25%	100.00%
			AAP Construction Group Corp."D"			\$147,508.03		\$ 147,508.03	7%	100.00%
			AAP Construction Group Corp."E"			\$218,185.20		\$ 218,185.20	10%	100.00%
			A1-All Florida Painting, Inc			\$18,600.00		\$ 18,600.00	1%	100.00%
			Century Fire, Inc.			\$155,062.50		\$ 155,062.50	7%	100.00%
			Coakley Mechanical, Inc.			\$114,500.00		\$ 114,500.00	5%	100.00%
			Solares Electrical Serivces			\$497,718.85		\$ 497,718.85	22%	100.00%
V-043-A	Central Ticket Counters F, G Phase 1	MCM		9/23/16	\$ 771,071.17		\$ 771,071.17		89%	100.00%
			C. L. Elias Construction, Inc			\$114,390.79		\$ 114,390.79	15%	100.00%
			Paradise Awnings Corp			\$48,264.50		\$ 48,264.50	6%	100.00%
			ABC Construction, Inc			\$69,305.93		\$ 69,305.93	9%	100.00%
			Everett Painting Company, Inc			\$5,710.21		\$ 5,710.21	1%	100.00%
			C. L. Elias Construction, Inc			\$13,997.00		\$ 13,997.00	2%	100.00%
			DAC Air Conditioning Corp			\$119,970.00		\$ 119,970.00	16%	100.00%

Community Small Business Enterprises  
 CSBE Advisory Board Quarterly Report  
 February 28, 2021

Munilla Construction Management (MCM)

Project #	Project Name	Prime		Start Date	Contract Award	CSBE Award	Amount Paid to GC	Amount Paid to CSBE	CSBE Part.	% Complete
			Jador International Corp			\$316,024.55		\$ 316,024.55	41%	100.00%
			National Fire Protection			\$10,513.65		\$ 10,513.65	1%	100.00%
U-037-A	United Airlines Colocation ATO Renovations	MCM		9/16/16	\$ 361,453.93		\$ 361,453.93		99%	100.00%
			Delka Innovo Group			\$31,113.45		\$ 31,113.45	9%	100.00%
			Paradise Awnings Corp			\$33,814.03		\$ 33,814.03	9%	100.00%
			Delka Innovo Group			\$65,137.00		\$ 65,137.00	18%	100.00%
			Delka Innovo Group			\$4,173.00		\$ 4,173.00	1%	100.00%
			Epic Consultants, Inc			\$33,347.92		\$ 33,347.92	9%	100.00%
			Epic Consultants, Inc			\$23,101.00		\$ 23,101.00	6%	100.00%
			Everett Painting Company, Inc			\$8,709.49		\$ 8,709.49	2%	100.00%
			Delka Innovo Group			\$10,953.51		\$ 10,953.51	3%	100.00%
			DAC Air Conditioning Corp			\$42,445.78		\$ 42,445.78	12%	100.00%
			Al Hill Plumbing Corp			\$17,565.00		\$ 17,565.00	5%	100.00%
			National Fire Protection			\$10,536.83		\$ 10,536.83	3%	100.00%
			Thevenin Enterprises, Inc			\$86,860.79		\$ 86,860.79	24%	100.00%
T074-H	E-FIS Emergency Renovations, 1st Level	MCM		2/28/17	\$ 1,894,711.00		\$ 1,894,711.00		69%	100.00%
			A1-All Florida Painting, Inc			\$36,797.90		\$ 36,797.90	2%	100.00%
			AAP Construction Group Corp.			\$805,851.07		\$ 805,851.07	43%	100.00%
			Century Fire, Inc.			\$113,870.21		\$ 113,870.21	6%	100.00%
			Jador International Corp			\$346,067.75		\$ 346,067.75	18%	100.00%
T072-H	Lower Cc E-FIS Renovation Security & Access Control 1st & 3rd Level	MCM		8/29/17	\$ 1,404,473.50		\$ 1,404,473.50		20%	100.00%
			Jador International Corp			\$274,497.17		\$ 274,498.17	20%	100.00%
X045A	Conc. J Gate 3 - EDS Room	MCM		9/9/17	\$ 400,273.02		\$ 400,273.02		78%	100.00%
			AAP Construction Group Corp.			\$83,643.00		\$ 83,643.00	21%	100.00%
			AAP Construction Group Corp.			\$15,250.00		\$ 15,250.00	4%	100.00%
			AAP Construction Group Corp.			\$38,450.00		\$ 38,450.00	10%	100.00%
			Ameradrain Plumbing			\$47,800.24		\$ 47,800.24	12%	100.00%
			Thevenin Enterprises Inc.			\$112,863.75		\$ 112,863.75	28%	100.00%
			Jordim International			\$63,785.50		\$ 63,785.50	3%	100.00%
T072-H	Lower Cc E-FIS Renovation Third Level	MCM		8/29/17	\$ 357,550.43		\$ 357,550.43		93%	100.00%
			EPIC Consultant			\$117,932.97		\$ 117,933.00	33%	100.00%
			World of Frameless Glass			\$6,950.00		\$ 6,950.00	2%	100.00%
			EPIC Consultant			\$20,003.00		\$ 20,003.00	6%	100.00%
			Century Fire			\$32,380.00		\$ 32,380.00	9%	100.00%
			EPIC Consultant			\$20,003.00		\$ 20,003.00	6%	100.00%
			Century Fire			\$32,380.00		\$ 32,380.00	9%	100.00%

Community Small Business Enterprises  
 CSBE Advisory Board Quarterly Report  
 February 28, 2021

Munilla Construction Management (MCM)

Project #	Project Name	Prime		Start Date	Contract Award	CSBE Award	Amount Paid to GC	Amount Paid to CSBE	CSBE Part.	% Complete
			American Commerical Services			\$22,455.00		\$ 22,455.00	6%	100.00%
			Thevenin Enterprises			\$79,021.88		\$ 79,022.00	22%	100.00%
U010-F	Satellite E AHU-1 Replacement	MCM		9/13/17	\$ 406,343.64		\$ 406,343.64		84%	100.00%
			Paradise Construction			\$29,677.00		\$ 29,677.00	7%	100.00%
			AAP Construction Group Corp			\$8,640.00		\$ 8,640.00	2%	100.00%
			American Commerical Services			\$262,639.00		\$ 262,639.00	65%	100.00%
			Century Fire			\$14,075.01		\$ 14,075.01	3%	100.00%
			Thevenin Enterprises			\$26,188.93		\$ 26,188.93	6%	100.00%
R023-A	Outfall No. 2 & 3 Boom & Skimmer System	MCM		4/24/18	\$ 1,617,109.59		\$ 1,617,109.59		93%	100.00%
			ABC Construction			\$1,294,780.71		\$ 1,294,780.71	80%	100.00%
			ABC Construction			\$53,900.00		\$ 53,900.00	3%	100.00%
			Tesla Engineering, Inc			\$147,542.41		\$ 147,542.41	9%	100.00%
P109-A	Bearing Modifications to Bridge #3062 B & C	MCM		5/17/18	\$ 257,118.34		\$ 257,118.34		85%	100.00%
			SK Quality Contractor, Inc			\$66,280.00		\$ 66,280.00	26%	100.00%
			SK Quality Contractor, Inc			\$114,900.00		\$ 114,900.00	45%	100.00%
			SK Quality Contractor, Inc			\$37,272.04		\$ 37,272.04	14%	100.00%
			Tesla Engineering, Inc			\$18,811.58		\$ 18,811.58	7%	100.00%
T072E	Lower Conc E 3rd Level Sterile Corridor	MCM		9/12/18	\$ 1,857,865.39		\$ 1,673,054.19		90%	90.05%
			C. L Elias Construction			\$443,989.02		\$ 417,986.58	24%	94.14%
			Paradise Awings Corp			\$172,481.98		\$ 159,627.43	9%	92.55%
			EPIC Consultant, Inc			\$115,586.00		\$ 107,555.82	6%	93.05%
			C. L Elias Construction			\$122,441.32		\$ 112,808.37	7%	92.13%
			EPIC Consultant, Inc			\$169,980.00		\$ 160,007.57	9%	94.13%
			AAP Construction Group Corp			\$54,103.08		\$ 49,930.75	3%	92.29%
			C J Fire Protection Inc			\$205,116.00		\$ 193,381.05	11%	94.28%
			Thevenin Enterprises Inc.			\$108,000.00		\$ 93,736.51	6%	86.79%
			Jador International Corp			\$288,594.15		\$ 270,428.51	16%	93.71%
P0256C	Relocation of Swissport Shop and Offices	MCM		7/30/18	\$ 711,774.54		\$ 711,774.54		90%	100.00%
			SK Quality Contractor, Inc			\$67,557.86		\$67,557.86	9%	100.00%
			SK Quality Contractor, Inc			\$46,538.93		\$46,538.93	7%	100.00%
			Delka Innovo Group			\$120,662.06		\$120,662.06	17%	100.00%
			Oratso Corporation			\$30,741.39		\$30,741.39	4%	100.00%
			Kesoki Painting LLC			\$11,960.00		\$11,960.00	2%	100.00%
			C J Fire Protection Inc			\$29,104.16		\$29,104.16	4%	100.00%
			Ameradrain Plumbing			\$186,946.26		\$186,946.26	26%	100.00%
			Thevenin Enterprises Inc.			\$28,898.82		\$28,898.82	4%	100.00%
			PYD Electric Corp			\$121,629.09		\$121,629.09	17%	100.00%

Community Small Business Enterprises  
 CSBE Advisory Board Quarterly Report  
 February 28, 2021

Munilla Construction Management (MCM)

Project #	Project Name	Prime		Start Date	Contract Award	CSBE Award	Amount Paid to GC	Amount Paid to CSBE	CSBE Part.	% Complete
P0256C(I)	Relocation of Swissport Interior Offices	MCM		7/30/18	\$ 608,979.90		\$ 608,979.90		86%	100.00%
			SK Quality Contractor, Inc			\$61,300.35		\$61,300.35	10%	100.00%
			Fleites Construction Group, Inc.			\$57,484.00		\$57,484.00	9%	100.00%
			Delka Innovo Group			\$31,900.00		\$31,900.00	5%	100.00%
			C. L Elias Construction			\$36,718.02		\$36,718.02	6%	100.00%
			C. L Elias Construction			\$42,405.98		\$42,405.98	7%	100.00%
			C. L Elias Construction			\$25,904.70		\$25,904.70	4%	100.00%
			Government Business Development			\$10,890.00		\$10,890.00	2%	100.00%
			C J Fire Protection Inc			\$45,000.00		\$45,000.00	7%	100.00%
			Marvi Builders LLC			\$51,702.00		\$51,702.00	8%	100.00%
			DC Electric Inc			\$160,894.48		\$160,894.48	26%	100.00%
			Richlin Plumbing			\$17,907.15		\$17,907.15	3%	100.00%
P0256C(T)	Relocation of Triangle Shop and Offices	MCM		8/30/18	\$ 618,127.38		\$ 609,660.68		67%	98.63%
			SK Quality Contractor, Inc			\$90,328.17		\$90,328.17	15%	100.00%
			C. L Elias Construction			\$88,960.81		\$88,960.81	14%	100.00%
			Delka Innovo Group			\$78,997.69		\$78,997.69	13%	100.00%
			Kesoki Painting LLC			\$39,926.22		\$39,826.06	6%	99.75%
			CJ Fire & Protection			\$47,824.89		\$47,824.89	8%	100.00%
			Thevenin Enterprises, Inc			\$67,412.26		\$65,412.26	11%	97.03%
			MAG Construction			\$138,576.20		\$138,576.20	22%	100.00%
P0256B	Interior Wash Rack for Swissport Facility (Bldg 701)	MCM		6/15/18	\$ 368,184.28		\$ 368,184.28		92%	100.00%
			Delka Innovo Group			\$79,214.33		\$ 79,214.33	22%	100.00%
			SK Quality Contractor, Inc			\$14,391.22		\$ 14,058.50	4%	97.69%
			SK Quality Contractor, Inc			\$68,920.00		\$68,920.00	19%	100.00%
			Kesoki Painting LLC			\$23,710.55		\$ 23,710.55	6%	100.00%
			Delka Innovo Group			\$53,650.00		\$ 53,650.00	15%	100.00%
			C J Fire Protection Inc			\$20,000.00		\$ 20,000.00	5%	100.00%
			Ameradrain Plumbing			\$41,420.00		\$ 41,420.00	11%	100.00%
			Thevenin Enterprises			\$14,060.00		\$ 14,060.00	4%	100.00%
			Thevenin Enterprises			\$24,091.44		\$ 24,091.44	7%	100.00%
P0256D	Fumigation Facility Relocation	MCM		10/1/18	\$ 1,432,029.68		\$ 1,432,029.68		63%	100.00%
			AAP Construction Group Corp			\$291,695.19		\$ 291,695.19	20%	100.00%
			AAP Construction Group Corp			\$4,700.00		\$ 4,700.00	0%	100.00%
			AAP Construction Group Corp			\$800.00		\$ 800.00	0%	100.00%
			AAP Construction Group Corp			\$224,098.00		\$ 224,098.00	16%	100.00%
			Kesoki Painting LLC			\$3,490.00		\$ 3,490.00	0%	100.00%
			Ameradrain Plumbing			\$219,745.21		\$ 219,745.21	15%	100.00%

Community Small Business Enterprises  
 CSBE Advisory Board Quarterly Report  
 February 28, 2021

Munilla Construction Management (MCM)

Project #	Project Name	Prime		Start Date	Contract Award	CSBE Award	Amount Paid to GC	Amount Paid to CSBE	CSBE Part.	% Complete
			PYD Electric Corp			\$156,960.00		\$ 156,960.00	11%	100.00%
			Fence Masters Inc			\$49,961.00		\$ 49,961.00	3%	100.00%
			Quality Construction Performance			\$363,489.76		\$ 325,464.50	25%	89.54%
U010D3	CC E Satellite 400Hz System Upgrade Phase II	MCM		2/25/19	\$ 1,155,364.05		\$ 1,015,396.38		87%	87.89%
			AAP Construction Group Corp			\$78,447.90		\$ 73,424.12	7%	93.60%
			C L Elias Construction			\$27,987.00		\$ 20,285.97	2%	72.48%
			AAP Construction Group Corp			\$6,685.00		\$ 5,469.15	1%	81.81%
			MAG Construction			\$11,000.00		\$ 9,959.32	1%	90.54%
			Thevenin Enterprises			\$817,564.28		\$ 757,503.54	71%	92.65%
			Gamma Air System			\$58,900.00		\$ 51,006.42	5%	86.60%
X113A	AA Admiral's Club MDAD Infrastructure & New Stairs	MCM		2/22/19	\$ 1,730,240.46		\$ 1,452,994.66		79%	83.98%
			Stone Concept Miami			\$34,140.00		\$ 15,000.00	2%	43.94%
			Fleites Constrution			\$224,727.00		\$ 191,282.90	13%	85.12%
			Fleites Construction			\$457,000.00		\$ 434,150.00	26%	95.00%
			AAP Construction Group Corp			\$28,525.02		\$ 28,525.02	2%	100.00%
			Paradise Construction			\$112,800.00		\$ 105,824.00	7%	93.82%
			AAP Construction			\$15,500.00		\$ 12,815.50	1%	82.68%
			Air Zone Inc			\$277,900.10		\$ 256,833.28	16%	92.42%
			C.J. Fire Protection			\$24,000.00		\$ 17,634.19	1%	73.48%
			ARO Electrical Constructors			\$199,900.00		\$ 114,317.50	12%	57.19%
			World of Frameless Glass			\$132,800.00		\$ 81,993.51	8%	61.74%
X116A	Conc H Restroom Renovations	MCM		2/22/19	\$ 2,634,822.69		\$ 1,182,051.49		86%	44.86%
			Conbuild LLC			\$723,108.00		\$ 323,399.51	27%	44.72%
			Chavez South Florida Interiors			\$361,000.00		\$ 161,462.36	14%	44.73%
			Delka Innovo Group			\$22,000.00		\$ 18,885.20	1%	85.84%
			AAP Construction Group			\$429,000.00		\$ 124,321.80	16%	28.98%
			Kesoki Painting LLC			\$36,473.00		\$ 14,814.97	1%	40.62%
			C.J. Fire Protection			\$65,000.00		\$ 26,017.20	2%	40.03%
			RCR Plumbing Services			\$354,632.00		\$ 132,252.09	13%	37.29%
			Thevenin Enterprises			\$92,000.00		\$ 36,552.96	3%	39.73%
			Jador International Corp			\$192,000.00		\$ 224,359.67	7%	116.85%
U010D2	PC Air Temporary EGCW Plant for Lower E Service	MCM		2/6/19	\$ 2,818,244.75		\$ 2,447,747.57		77%	86.85%
			EPIC Consultant, Inc			\$171,248.00		\$ 165,402.17	6%	96.59%
			Cool Water Air Conditioning			\$1,659,852.00		\$ 1,559,189.41	59%	93.94%
			Thevenin Enterprises			\$348,000.00		\$ 333,446.86	12%	95.82%
V059A	RCF D60 Gate New Swing Doors	MCM		2/22/19	\$ 468,184.26		\$ 441,579.96		55%	94.32%
			Stone Concept Miami			\$18,876.83		\$ 18,876.83	4%	100.00%

Community Small Business Enterprises  
 CSBE Advisory Board Quarterly Report  
 February 28, 2021

Munilla Construction Management (MCM)

Project #	Project Name	Prime		Start Date	Contract Award	CSBE Award	Amount Paid to GC	Amount Paid to CSBE	CSBE Part.	% Complete
			C. L. Elias Construction, Inc			\$73,246.00		\$ 70,892.82	16%	96.79%
			World of Frameless Glass			\$50,500.00		\$ 47,975.01	11%	95.00%
			Paradise Awning			\$75,048.76		\$ 71,296.32	16%	95.00%
			Clearview Electric			\$38,889.77		\$ 35,959.40	8%	92.46%
			Paradise Construction			\$114,481.71		\$ 106,515.62	24%	93.04%
			Paradise Construction			\$82,715.82		\$ 77,718.19	18%	93.96%
Y145A	Homestead General Aviation Security Enhancement	MCM		2/12/19	\$ 672,917.65		\$ 672,917.65		92%	100.00%
			Fence Masters Inc			\$621,956.00		\$621,956.00	92%	100.00%
T072H4	Lower Conc E-FIS 1st & 3rd Floor Door Replacement	MCM		4/28/19	\$ 377,170.54		\$ 350,543.85		29%	92.94%
			AAP Construction Group Corp			\$88,450.00		\$88,450.00	23%	100.00%
			EPIC Consultants, Inc			\$15,670.00		\$15,670.00	4%	100.00%
			Clearview Electric			\$95,432.62		\$ 87,636.53	25%	91.83%
T072F	Lower Conc E Mechancial Room Upgrades	MCM		3/19/19	\$ 438,933.90		\$ 438,933.90		92%	100.00%
			Conbuild LLC			\$147,167.00		\$147,167.00	34%	100.00%
			C. L. Elias Construction, Inc			\$71,256.00		\$71,256.00	16%	100.00%
			Kesoki Painting LLC			\$80,069.47		\$80,069.47	18%	100.00%
			Gamma Air System			\$106,537.76		\$106,537.76	24%	100.00%
V089B	Building 716 Restroom Upgrade & Renovations	MCM			\$ 1,293,291.94		\$ 557,702.66		84%	43.12%
			Delka Innovo Group			\$269,009.42		\$ 145,430.87	21%	54.06%
			Delka Innovo Group			\$48,000.00		\$ 33,514.60	4%	69.82%
			Delka Innovo Group			\$23,000.00		\$ 8,235.00	2%	35.80%
			AAP Construction Group			\$8,400.00		\$ 3,377.25	1%	40.21%
			AAP Construction Group			\$240,600.00		\$ 91,910.20	19%	38.20%
			CJ Fire & Protection			\$74,000.00		\$ 34,697.57	6%	46.89%
			MAG Construction			\$332,211.00		\$ 136,858.66	26%	41.20%
			Gamma Air System			\$30,193.14		\$ 25,314.45	2%	83.84%
			PYD Electric Corp			\$58,950.00		\$ 32,192.30	5%	54.61%
U010C	Airside Operations Break Room	MCM			\$ 404,491.98		\$ 195,892.85		80%	48.43%
			Paradise Construction			\$101,624.08		\$ 44,029.12	25%	43.33%
			Paradise Construction			\$27,734.00		\$ 16,189.92	7%	58.38%
			Conbuild LLC			\$32,259.00		\$ -	8%	0.00%
			Mass Infrastructure Coatings			\$7,218.00		\$ 270.00	2%	3.74%
			Century Fire, Inc.			\$10,345.00		\$ -	3%	0.00%
			Ameradrain Plumbing			\$49,000.00		\$ 65,320.36	12%	133.31%
			Air Zone Inc			\$46,508.39		\$ 30,413.55	11%	65.39%
			ARO Electrical Constructors			\$49,500.00		\$ 23,575.93	12%	47.63%



Community Small Business Enterprises  
 CSBE Advisory Board Quarterly Report  
 February 28, 2021

Munilla Construction Management (MCM)

Project #	Project Name	Prime		Start Date	Contract Award	CSBE Award	Amount Paid to GC	Amount Paid to CSBE	CSBE Part.	% Complete
U023A	Term H Upgrade of Smoke Evacuation System	MCM			\$ 1,268,197.13		\$ 541,145.16		590%	42.67%
			Conbuild			\$133,536.00		\$ 90,688.14		67.91%
			Fleites Construction			\$48,927.00		\$ 31,175.44		63.72%
			CJ Fire Protection			\$38,500.00		\$ 17,715.65		46.01%
			Gammar Air System			\$378,100.00		\$ 152,756.78		40.40%
			Thevenin Enterprises			\$394,000.00		\$ 180,477.00		45.81%
Y128A	Building 3030 D Wing Remodel	MCM			\$ 440,757.01		\$ -	\$ 133,436.50	59%	0.00%
			Delka Innovo Group Inc			\$68,450.00		\$ 46,435.50	16%	67.84%
			AAP Construction Group Inc			\$23,300.00		\$ 18,543.60	5%	79.59%
			Conbuild LLC			\$31,877.00		\$ -	7%	0.00%
			Delka Innovo Group Inc			\$41,145.00		\$ -	9%	0.00%
			Delka Innovo Group Inc			\$6,183.00		\$ -	1%	0.00%
			Massu Infrastructure Coatings LLC			\$9,217.00		\$ 3,354.75	2%	36.40%
			AAP Construction Group Inc			\$8,370.00		\$ 1,113.75	2%	13.31%
			C.J. Fire Protection Inc			\$20,000.00		\$ -	5%	0.00%
			Airzone Inc			\$49,500.00		\$ 7,233.84	11%	14.61%
			Thevenin Enterprises			\$91,000.00		\$ 37,195.65	21%	40.87%
U010F	New Elevator at E Satellite	MCM			\$ 4,006,198.16		\$ 306,146.90		74%	7.64%
			Ohana Construction Group			\$850,000.00		\$ 157,428.90	21%	18.52%
			AAP Construction Group Inc			\$112,725.00		\$ -	3%	0.00%
			AAP Construction Group Inc			\$318,100.00		\$ -	8%	0.00%
			AAP Construction Group Inc			\$61,650.00		\$ -	2%	0.00%
			AAP Construction Group Inc			\$1,426,600.00		\$ -	36%	0.00%
			Massu Infrastructure Coatings LLC			\$10,450.00		\$ -	0%	0.00%
			C.J. Fire Protection Inc			\$39,000.00		\$ 11,448.00	1%	29.35%
			All Hill Plumbing Corp			\$75,200.00		\$ 3,846.00	2%	5.11%
			Airzone Inc			\$79,600.00		\$ 8,161.81	2%	10.25%
			MAC 195 Engineering Corp, Inc			\$293,005.39		\$ 96,743.12	7%	33.02%
V056A	Conc D Mechanical Room Mildew Remediation	MCM			\$ 159,219.33		\$ -		148%	0.00%
			Conbuild, LLC			\$34,693.00		\$ -	22%	0.00%
			Gammar Air System			\$69,400.00		\$ -	44%	0.00%
			Massu Infrastructure Coatings LLC			\$25,093.00		\$ -	16%	0.00%
	<b>Subtotal (SBE/Construction Trade Set-Aside)</b>				<b>\$ 78,351,180.71</b>	<b>\$ 52,690,634.84</b>	<b>\$ 68,314,780.88</b>	<b>\$ 46,064,431.53</b>	<b>67%</b>	

**PROJECTS WITH SBE/CONSTRUCTION GOALS**

Project #	Project Name	Prime	SBE/Const. Subcontractor	Start Date	Contract Award	SBE/Const.	Amount Paid to GC	Amount Paid to SBE/C	SBE/C Part.	% Complete
V040A-3	MIA-Sat.E Pavement Rehab-Pkg.3 Asphalt	MCM		12/28/15	\$ 1,017,073.94		\$ 1,017,073.94		6%	100.00%
	SBE/CONSTRUCTION GOAL (6%)		General Asphalt - Prime		\$ 936,354.89			\$ 936,354.89		
		SBE Firm	Quality Construction Performance			\$ 58,757.94			6%	
V040A-2	MIA-Sat.E Pavement Rehab-Pkg. 2 Concrete	MCM			\$ 3,201,675.93		\$ 3,201,675.92		15%	100.00%
	SBE/CONSTRUCTION GOAL (15%)		Cherokee Enterprises - Prime		\$ 2,959,188.43			\$ 2,959,188.43		
		SBE Firm	A&M Brothers Concrete & Drainage			\$ 617,075.00			15%	
X149A	CC G PCA 400Hz & Precooling	MCM		12/11/18	\$ 1,852,309.92		\$ 1,852,309.92		13%	100.00%
	SBE/CONSTRUCTION GOAL (12.67%)		ITW GSE Inv - Primw		\$ 1,720,510.73			\$ 1,720,510.73	13%	
			North American Const. - SBE Firm			\$ 683,617.44				
	<b>TOTAL SBE/Construction PARTICIPATION</b>				<b>\$ 6,071,059.79</b>	<b>\$ 1,359,450.38</b>			<b>22%</b>	

**MCC-8-10 PROJECTS WITHOUT CONTRACT MEASURES**

Project #	Project Name	Prime	Const. Subcontractor	Start Date	Contract Award	Subcontractor	Amount Paid to GC	Amount Paid to Subs		% Complete
K069B	MIA-Hotel 8th Floor Pool Demolition Phase II	DPC		12/12/12	\$ 5,713,132.12		\$ 5,713,132.12		0%	100.00%
	No Measures - Emergency Job - DPC					\$ 5,209,960.00		\$ 5,209,960.00		
730A6	MIA-NTD BHS Phase 3 Mechanical Electrical	Jordim Intl		4/23/13	\$ 4,769,054.46		\$ 4,769,054.46		0%	100.00%
	No Measures - Emergency Job - Jordim Intl					\$ 4,376,735.98		\$ 4,376,735.98		
	<b>MIA-Quick Response Project Order</b>	MCM								
SAO 1/7	MIA Aero Mexico Offices	MCM		6/13/12	\$ 16,083.17		\$ 16,083.17		89%	100.00%
			Titan Construction Group	1		\$ 9,750.00		\$ 9,750.00	61%	100.00%
			Residential Kitchen Design, Inc.	1		\$ 2,400.00		\$ 2,400.00	15%	100.00%
			Ruben Electric Tech., Inc.	1		\$ 1,498.00		\$ 1,498.00	9%	100.00%
			Ruben Electric Tech., Inc.	7		\$ 711.72		\$ 711.72	4%	100.00%
SAO 2/36	MIA Chiller Plant Tile Removal	MCM		8/16/12	\$ 69,304.36		\$ 69,304.36		67%	100.00%
			MCM - Self Performing	2/36		\$ 46,627.08		\$ 46,627.08	67%	100.00%
SAO 3	MIA Conc J Club Amer - Procure (SAO 3, 6, 26, 27)	MCM		7/20/12	\$ 139,524.09		\$ 139,524.09		80%	100.00%
			Materials Sub	3/26/27		\$ 57,238.00		\$ 57,238.00	41%	100.00%
			New Beach Partners	6		\$ 41,000.00		\$ 41,000.00	29%	100.00%
			Onabuc Inc	6		\$ 13,959.00		\$ 13,959.00	10%	100.00%
SAO 4	MIA MIC Mover Bollards/Gate Installation	MCM		10/4/12	\$ 10,586.49		\$ 10,586.49		88%	100.00%
			MCM - Self Performing	4		\$ 9,306.57		\$ 9,306.57	88%	100.00%

Community Small Business Enterprises  
 CSBE Advisory Board Quarterly Report  
 February 28, 2021

Munilla Construction Management (MCM)

Project #	Project Name	Prime	Const. Subcontractor	Start Date	Contract Award	Subcontractor	Amount Paid to GC	Amount Paid to Subs		% Complete
SAO 5/13	MIA Midfield Fire Station - Kitchen	MCM		8/10/12	\$ 69,617.49		\$ 69,617.49		89%	100.00%
			Archon Air Management	5		\$ 16,900.00		\$ 16,900.00	24%	100.00%
			Residential Kitchen Design, Inc.	5		\$ 37,700.00		\$ 37,700.00	54%	100.00%
			Materials Sub	13		\$ 7,498.22		\$ 7,498.22	11%	100.00%
SAO 8	MIA FIS Inspect. Station Int Fin	MCM		11/8/12	\$ 89,679.60		\$ 89,679.60		84%	100.00%
			Ruben Electric Tech., Inc.	8		\$ 75,500.00		\$ 75,500.00	84%	100.00%
SAO 9	MIA Conc G Phase II Layout & X-ray	MCM		2/20/13	\$ 12,279.52		\$ 12,279.52		64%	100.00%
			MPG Technical Group	9		\$ 4,600.00		\$ 4,600.00	37%	100.00%
	work was not performed		Dynalectric	9		\$ 3,240.00		\$ 3,240.00	26%	100.00%
SAO 16/63	MIA Conc H Gates 7, 9, & 11	MCM		7/31/13	\$ 3,429.23		\$ 3,429.23		92%	100.00%
			MPG Technical Group	16/63		\$ 1,000.00		\$ 1,000.00	29%	100.00%
			Dynalectric	16/63		\$ 2,160.00		\$ 2,160.00	63%	100.00%
SAO 10/20	MIA NTD FIS Security Doors Upgrade	MCM		1/8/13	\$ 112,903.44		\$ 112,903.44		90%	100.00%
			Dash Door & Closure	10/20		\$ 101,696.00		\$ 101,696.00	90%	100.00%
SAO 11	MIA NTD FIS Station Interior Finish	MCM		3/20/13	\$ 868.16		\$ 868.16		92%	100.00%
			Ruben Electric Tech., Inc.	11		\$ 800.00		\$ 800.00	92%	100.00%
SAO 12	MIA Top of Port Restauranr MIA Hotel - Flooring	MCM		2/28/13	\$ 3,311.19		\$ 3,311.19		87%	100.00%
			Supreme Ceiling & Interior	12		\$ 2,872.00		\$ 2,872.00	87%	100.00%
SAO 14	MIA OPF Building 40 & 41 Repairs & Renov	MCM		7/9/13	\$ 268,407.65		\$ 268,407.65		92%	100.00%
			A1 All Florida Painting	14		\$ 78,125.00		\$ 78,125.00	29%	100.00%
			Hernandez Metal Fabrication	14		\$ 169,020.00		\$ 169,020.00	63%	100.00%
SAO 21	MIA OPF Building 40 & 41 Repairs & Renov	MCM		1/23/14	\$ 17,702.21		\$ 17,702.21		186%	100.00%
			Hernandez Metal Fabrication	21		\$ 16,232.98		\$ 16,232.98	92%	100.00%
SAO 24/34	MIA OPF Building 40 & 41 Repairs & Renov	MCM		2/14/14	\$ 21,380.26		\$ 21,380.26		94%	100.00%
			Hernandez Metal Fabrication	24/34		\$ 20,135.00		\$ 20,135.00	94%	100.00%
SAO 17/35	MIA NTD CPB Lamps - Procurement	MCM		7/26/13	\$ 3,777.90		\$ 3,777.90		95%	100.00%
			Eglo USA Inc	17/35		\$ 3,600.00		\$ 3,600.00	95%	100.00%
SAO 18	MIA Conc H Canopy Replacement	MCM		7/26/13	\$ 121,945.90		\$ 121,945.90		92%	100.00%
			Paradise Awning	18		\$ 112,000.00		\$ 112,000.00	92%	100.00%
SAO 19	MIA NTD Backup A/C Units Installation	MCM		9/9/13	\$ 66,059.80		\$ 66,059.80		89%	100.00%
			Sunshine State Air Cond.	19		\$ 59,000.00		\$ 59,000.00	89%	100.00%
SAO 22/25	MIA Central Blvd Piers	MCM		10/31/13	\$ 17,363.20		\$ 17,363.20		92%	100.00%
			Bonded Lighting Protection	22/25		\$ 16,000.00		\$ 16,000.00	92%	100.00%
SAO 23	MIA Train Station Scaffolding	MCM		1/8/14	\$ 13,706.59		\$ 13,706.59		92%	100.00%
			Safway Service, LLC	19		\$ 12,630.47		\$ 12,630.47	92%	100.00%
SAO 28	MIA Cc Hotel Elevator - Opening for Buttons	MCM		6/11/14	\$ 3,489.35		\$ 3,489.35		92%	100.00%
			Cityworks Construction , LLC	28		\$ 3,215.40		\$ 3,215.40	92%	100.00%

Community Small Business Enterprises  
 CSBE Advisory Board Quarterly Report  
 February 28, 2021

Munilla Construction Management (MCM)

Project #	Project Name	Prime	Const. Subcontractor	Start Date	Contract Award	Subcontractor	Amount Paid to GC	Amount Paid to Subs		% Complete
SAO 29	MIA Cc Hotel 3rd Floor Plumbing Work	MCM		6/11/14	\$ 76,560.86		\$ 76,560.86		92%	100.00%
			People's Plumbing	29		\$ 70,550.00		\$ 70,550.00	92%	100.00%
SAO 30	MIA Cc E Check Poibnt HVAC	MCM		6/17/14	\$ 1,247.98		\$ 1,247.98		92%	100.00%
			Sunshine State Air Cond.	30		\$ 1,150.00		\$ 1,150.00	92%	100.00%
SAO 31	MIA Chapel Cladding	MCM		4/21/14	\$ 5,078.74		\$ 5,078.74		92%	100.00%
			Architectural Cladding Spec	31		\$ 4,680.00		\$ 4,680.00	92%	100.00%
SAO 32	MIA Hotel 7th Floor Panel Access	MCM		6/11/14	\$ 1,378.75		\$ 1,378.75		92%	100.00%
			Century Fire	32		\$ 1,270.50		\$ 1,270.50	92%	100.00%
SAO 33	MIA Hotel 7th Floor Panel Access	MCM		6/11/14	\$ 12,363.33		\$ 12,363.33		83%	100.00%
			Century Fire	33		\$ 2,194.94		\$ 2,194.94	18%	100.00%
			EPIC Consultants	33		\$ 1,689.93		\$ 1,689.93	14%	100.00%
			Thevenin Enterprises	33		\$ 1,335.59		\$ 1,335.59	11%	100.00%
			Dodec Inc.	33		\$ 5,062.10		\$ 5,062.10	41%	100.00%
T044A	OPF - Bldg. 40 & 41 Repairs/Renovations	MCM			\$ 307,490.11		\$ 307,490.11		92%	100.00%
	No Measures - Emergency Job		A-1 All Florida Painting, Inc.			\$ 78,125.00		\$ 78,125.00	25%	100.00%
			Hernandez Metal Fabricators			\$ 205,368.00		\$ 205,368.00	67%	100.00%
P049A	MIA-Elevator Sump Pump @ Cc "E" Lobby	MCM		3/21/15	\$ 142,129.67		\$ 142,129.67	\$ 42,043.99	89%	100.00%
	No Measures - Emergency Job		Richlin Plumbing, Inc.			\$ 118,634.00		\$ 118,634.00	83%	100.00%
			Thevenin Enterprises, Inc.			\$ 8,470.00		\$ 8,470.00	6%	100.00%
781-016	MIA-NTD BHS Parts Storage Ramp Level MEP	MCM		12/19/14	\$ 567,754.58		\$ 567,754.58		92%	100.00%
	No Measures - Emergency Job		Coakley Mechanical Inc.			\$ 109,927.50		\$ 109,927.50	19%	100.00%
			Thevenin Enterprises, Inc.			\$ 88,895.50		\$ 88,895.50	16%	100.00%
			C. L. Elias Construction			\$ 121,838.92		\$ 121,838.92	21%	100.00%
			Fleites Construction			\$ 111,426.00		\$ 111,426.00	20%	100.00%
			Hernandez Metal Fabricators			\$ 77,500.00		\$ 77,500.00	14%	100.00%
			Century Fire			\$ 10,856.94		\$ 10,856.94	2%	100.00%
T072A-2	MIA Lower Conc. E Checkpoint Interior	MCM		9/15/15	\$ 153,938.99		\$ 153,938.99		83%	100.00%
	No Measures - Emergency Job		Senaia International			\$ 127,550.00		\$ 127,550.00	83%	
V040A-4	MIA-Satellite E Pavement Rehab- Fueling Pkg.4	Cherokee		12/28/15	\$ 13,569,746.53		\$ 13,569,746.53		0%	100.00%
	No Available SBE/Const. Firm		Cherokee Enterprises, Inc.			\$ 13,615,267.09		\$ 13,615,267.09	0%	100.00%
W-001-A	MIA Overhead Utility Bridge #36 -Emerg. Work			3/11/16	\$ 2,972,706.36		\$ 2,972,706.36		85%	100.00%
			Weatherrol			\$ 546,094.00		\$ 546,094.00	18%	100.00%
			Jador International			\$ 2,167,706.71		\$ 1,796,032.45	73%	82.85%
			Fleites Construction			\$ 408,380.22		\$ 408,380.22	14%	100.00%
	<b>Subtotal (No Measures)</b>				<b>\$ 29,354,002.08</b>		<b>\$ 29,354,002.08</b>	<b>\$ -</b>	<b>0%</b>	

	<b>TOTAL SBE/CONSTRUCTION PARTICIPATION</b>				<b>\$ 113,776,242.58</b>	<b>\$ 54,050,085.22</b>			<b>48%</b>	
--	---	--	--	--	--------------------------	-------------------------	--	--	------------	--

**PROJECTS WITH DBE GOALS**

Project #	Project Name	Prime	DBE Subcontractor	Start Date	Contract Award	DBE Award	Amount Paid to GC	Amount Paid to All Subs	DBE Part.	% Complete
P046A	MIA-Central Chiller Plant Refurb. & Modif.	MCM		12/28/12	\$ 9,950,599.06		\$ 9,950,599.06	\$ 8,903,894.29	24%	100.00%
	DBE Goal (15%)		Multiple DBE Subcontractors			\$ 2,367,357.75		\$ 2,367,357.75	24%	100.00%
	<b>TOTAL DBE PARTICIPATION</b>				\$ 9,950,599.06	\$ 2,367,357.75			24%	

**Project A – Jackson North Medical Center  
(OHL Arellano Construction Co.)**

# JACKSON HEALTH SYSTEM JACKSON NORTH MEDICAL CENTER PROJECT NO. PROJECT A-GMP0003.00

## Project Team

Lino Gonzalez, Project Manager  
786-537-7618; Lino.Gonzalez@ohlna.com

Tavaris Wells, Assistant Project Manager  
954-732-6349; Tavaris.Wells@ohlna.com

Nancy Caceres, Project Administrator  
954-993-7608; Nancy.Caceres@ohlna.com

## CM SBE-C Advisory Board Update May 2021



# OVERALL CONTRACT SCOPE OF WORK NOTICE TO PROCEED DATE : 1/15/2018 END DATE : 12/1/2021

- Renovation and expansion of existing Emergency Department into Physical Therapy Area
- Renovation of the existing Surgical Department
- Alteration of 70,697 SF of new interior finishes which includes flooring, ceilings, doors, walls, casework, A/C diffusers, lighting
- Construction of a new tank farm enclosure
- Renovation of existing Labor and Delivery Area into the New Emergency Department



**Contract Goals:**

Mentorship  
**15 %**

SBE-C  
**32.77%**

SBE-G/S  
**0.25%**



# PROJECT INFORMATION TO-DATE

Total dollar value of all awarded GMP's (Award Amount):  <b>\$58,471,586.05</b>	Total dollar value of Cost of Work:  <b>\$43,143,808.67</b>	Total dollar value contracted to SBE's to- date (all GMP's):  <b>\$15,423,020.58</b>
Total dollar value of payment received by Jackson (Paid Amount) :  <b>\$42,414,100.54</b>	Total number of GMP's:  <b>6</b>	Total number of SBE's contracted to date (all GMP's):  <b>18</b>
Total percentage contracted all SBE's to-date: <b>41%</b> (Total dollar value contracted to SBE's divided by total dollar value cost of work equals SBE percentage)		<b>GMP Requirement 32.77%</b>

# SBE BREAKOUT TO-DATE

<p>g Total \$ contracted SBE-C's</p> <p><b>\$15,423,020.58</b></p>	<p>Total % contracted SBE-C's</p> <p><b>41%</b> <small>GMP Requirement 32.77%</small></p>	<p>Total \$ paid-to-date SBE-C's</p> <p><b>\$11,885,952.33</b></p>	<p>Total % paid-to-date SBE-C's</p> <p><b>77%</b></p>
<p>Total \$ contracted SBE-G/S</p> <p><b>\$557,722.86</b></p>	<p>Total % contracted SBE-G/S</p> <p><b>0.97%</b> <small>GMP Requirement 0.25%</small></p>	<p>Total \$ paid-to-date SBE-G/S</p> <p><b>\$422,514.71</b></p>	<p>Total % paid-to-date SBE-G/S</p> <p><b>0.75%</b></p>
<p>Total \$ contracted Mentor Protégé</p> <p><b>\$1,991,582.56</b></p>	<p>Total % contracted Mentor Protégé</p> <p><b>15%</b> <small>GMP Requirement 15%</small></p>	<p>Total \$ paid-to-date Mentor Protégé</p> <p><b>\$1,832,807.18</b></p>	<p>Total % paid-to-date Mentor Protégé</p> <p><b>92%</b></p>

# SBE-CONSTRUCTION BREAKDOWN (LIST ALL FIRMS)

Subcontractor	Project	Original Contract Amount with Change Order	Amount Paid to Date	Demographic Data
<b>Al Hill Plumbing</b>	JNMC-PH 2	\$1,419,513.69 (9%)	\$1,404,315.29 (1%)	<b>African American/Male</b>
<b>Bella Fiore Landscaping</b>	JNMC-PH 3	\$172,094.24 (1%)	\$126,113.90 (1%)	<b>Hispanic/Female</b>
<b>CJ Fire Protection</b>	JNMC-PH 1 JNMC-PH 3	\$590,964.58 (4%)	\$495,264.59 (1%)	<b>African American/Male</b>
<b>Gomez Fence</b>	JNMC-PH1	\$20,460 (0.13%)	\$980 (0.05%)	<b>Hispanic/Male</b>
<b>Gomez Quality Insulation/Comfort Tech</b>	JNMC-PH 1 JNMC-PH 2 JNMC-PH 3	\$603,235 (4%)	\$489,536 (1%)	<b>Hispanic/Male</b>

# SBE-CONSTRUCTION BREAKDOWN (CONTINUED)

Subcontractor	Project	Original Contract Amount with Change Order	Amount Paid to Date	Demographic Data
Imperial Flooring	JNMC-PH 1 JNMC-PH 3	\$830,541.70 (5%)	\$619,349.48 (1%)	Hispanic/Male
Franklin Flooring	JNMC-PH 2	\$107,719.38 (1%)	\$94,625.92 (1%)	African American/Male
Mars Contractors, Inc	JNMC-PH 1 JNMC-PH 3	\$4,244,367.68 (27%)	\$3,121,169.81 (1%)	African American/Male
MCR Mechanical/Summa Metals	JNMC-PH 2	\$24,000 (0.16%)	\$24,000 (100%)	Caucasian/Male
Massu Infrastructure	JNMC-PH 3	\$175,689.61 (1%)	\$112,802.63 (1%)	Hispanic/Male

# SBE-CONSTRUCTION BREAKDOWN (CONTINUED)

Subcontractor	Project	Original Contract Amount with Change Order	Amount Paid to Date	Demographic Data
Office Furniture by Tempo	JNMC-PH 2 JNMC-PH 3	\$788,209.65 (5%)	\$519,482.90 (1%)	Hispanic/Male
Salomon Roofing	JNMC-PH 1 JNMC-PH 2 JNMC-PH 3	\$965,151.88 (6%)	\$923,918.02 (1%)	Caucasian/Male
Solutions Construction	JNMC-PH 1 JNMC-PH 2 JNMC-PH 3	\$784,309.82 (5%)	\$655,716.05 (1%)	Hispanic/Male
Supreme Ceiling	JNMC-PH 3	\$513,437.78 (3%)	\$369,196.63 (1%)	African American/Male
Electrical Alliance/Road Runner	JNMC-PH 2	\$357,924.77 (2%)	\$357,924.77 (100%)	Caucasian/Male

# SBE-CONSTRUCTION BREAKDOWN (CONTINUED)

Subcontractor	Project	Original Contract Amount with Change Order (Dollar Amount & Percent SBE Projected to Earn)	Amount Paid to Date (Dollar Amount & Percent Paid to Date)	Demographic Data
Tropical Electric/ E-Tech	JNMC-PH 3	\$154,963.64 (2%)	\$147,216.00 (1%)	Hispanic/Male
Real Master Construction (RMC)	JNMC-PH 1 JNMC-PH 3	\$3,751,822.02 (24%)	\$2,575,566.25 (1%)	Caucasian/Male
W&R Construction	JNMC-PH 2	\$24,950.66 (0.16%)	\$5,090.09 (0.20%)	Hispanic/Male

<b>Total \$ contracted SBE-C's</b>	<b>Total % contracted SBE-C's</b>	<b>Total \$ paid-to-date SBE-C's</b>	<b>Total % paid-to-date SBE-C's</b>
<b>\$ 15,423,020.58</b>	<b>41 %</b>	<b>\$ 11,885,952.33</b>	<b>77%</b>

GMP Requirement 32.77%

# SBE-CONSTRUCTION DEMOGRAPHIC DATA

## TOTAL NUMBER OF FIRMS: #18

8 Hispanic-owned  
(21% of SBE-C)

\$3,276,024.56

5 African-American owned  
(44% of SBE-C)

\$6,876,003.11

4 Caucasian owned  
(33% of SBE-C)

\$5,098,898.67

1 Woman-owned  
(1% of SBE-C)

\$172,094.24

# SBE-GOODS & SERVICES BREAKDOWN (LIST ALL FIRMS)

Subcontractor	Project	Original Contract Amount with Change Order (Dollar Amount & Percent Each Firm Projected to Earn)	Amount Paid to Date (Dollar Amount & Percent Earned to Date)	Demographic Data
Mark Products USA	JNMC-PH 1	\$465,922.89 (0.85%)	\$353,419.74 (76%)	Caucasian/Male
Cube Care	JNMC-PH 2 JNMC-PH 3	\$75,070.85 (0.12%)	\$54,038.76 (82%)	Caucasian/Male
Schedule 10	JNMC-PH 3	\$16,729.12 (0.03%)	\$15,056.21 (90%)	Caucasian/Female
<b>SBE-G/S Total:</b>		<b>\$557,722.86</b>	<b>\$422,514.71</b>	
<b>Total \$ contracted SBE-G/S's</b> <b>\$ 557,722.86</b>		<b>Total % contracted SBE-G/S's</b> <b>0.97%</b> <small>GMP Requirement 0.25%</small>	<b>Total \$ paid-to-date SBE-G/S's</b> <b>\$ 422,514.71</b>	<b>Total % paid-to-date SBE-G/S's</b> <b>75%</b>



# SBE-GOODS & SERVICES DEMOGRAPHIC DATA

## TOTAL NUMBER OF FIRMS: ##

0 Hispanic-owned  
(0% of SBE-G&S)

0 African-American owned  
(0% of SBE-G&S)

2 Caucasian owned  
(66% of SBE-G&S)

1 Woman-owned  
(33% of SBE-G&S)

\$540,993.74

\$16,729.12

# SBE MENTOR-PROTÉGÉ BREAKDOWN (LIST ALL FIRMS)

Subcontractor	Project	Original Contract Amount with Change Order	Amount Paid to Date	Demographic Data
Asset Management (Messam Construction)	JNMC-PH 1 JNMC-PH 2 JNMC-PH 3	\$1,991,582.56	\$1,832,807.18	African American/Female
<b>SBE Mentor-Protégé Total:</b>		<b>\$1,991,582.56</b>	<b>\$1,832,807.18</b>	

Total \$ contracted  
Mentor Protégé  
**\$1,991,582.56**

Total % contracted  
Mentor Protégé  
**15 %**

GMP Requirement  
15%

Total \$ paid-to-date  
Mentor Protégé  
**\$1,832,807.18**

Total % paid-to-date  
Mentor Protégé  
**92 %**

# SBE MENTOR-PROTÉGÉ DEMOGRAPHIC DATA

## TOTAL NUMBER OF FIRMS: ##

0 Hispanic-owned  
(0% of SBE)

0 African-American owned  
(0% of SBE)

0 Caucasian owned  
(0% of SBE)

1 Woman-owned  
(100% of SBE)

\$1,991,582.56

# NON-SBE FIRMS BREAKDOWN (LIST ALL FIRMS)

Subcontractor	Project	Original Contract Amount with Change Order (Dollar Amount & Percent Projected to Earn)	Amount Paid to Date (Dollar Amount & Percent Earned to Date)	Demographic Data
All Metals	JNMC-PH 2	\$13,713 (0.07%)	\$12,341.70 (90%)	Hispanic /Male
Allied Bean Demolition	JNMC-PH 1 JNMC-PH 3	\$789,987.59 (3.98%)	\$657,230.90 (83%)	Caucasian/ Male
Ancient Mariner	JNMC-PH 1 JNMC-PH 2	\$70,367 (0.36%)	\$51,856.76 (74%)	Caucasian/ Male
B&B Rolling Door	JNMC-PH 3	\$15,384.00 (0.08%)	\$15,384 (0%)	Hispanic/ Male
Bergolla Inc	JNMC-PH 1 JNMC-PH 2	\$206,780.21 (1.04%)	\$142,285.57 (69%)	Hispanic/ Male
Calima	JNMC-PH 3	\$131,981 (0.67%)	\$65,487.78 (50%)	Hispanic/ Male
Comfort Tech	JNMC-PH 1 JNMC-PH 2 JNMC-PH 3	\$5,853,677.60 (29.46%)	\$4,739,598.36 (81%)	Hispanic/ Female <sup>14</sup>

# NON-SBE FIRMS BREAKDOWN (LIST ALL FIRMS)

Subcontractor	Project	Original Contract Amount with Change Order (Dollar Amount & Percent Projected to Earn)	Amount Paid to Date (Dollar Amount & Percent Earned to Date)	Demographic Data
Cooks & Boardman	JNMC-PH 2	\$9,278 (0.05%)	\$8,350.20 (90%)	Caucasian/ Male
Creative Terrazzo	JNMC-PH 1 JNMC-PH 2	\$101,550 (0.52%)	\$90,328.25 (89%)	Caucasian/ Male
DBKP Construction	JNMC-PH 3	\$41,676 (0.21%)	\$22,072.30 (53%)	Caucasian/ Male
E-Tech Electric	JNMC-PH 1 JNMC-PH 2 JNMC-PH 3	\$4,993,695.46 (25.13%)	\$3,891,983.01 (78%)	Hispanic/ Male
Inpro	JNMC-PH 1 JNMC-PH 2	\$444,184.12 (2.26%)	\$282,955.29 (64%)	Caucasian/ Male
Lotspiech	JNMC-PH 2 JNMC-PH 3	\$207,553 (1.04%)	\$165,764 (80%)	Caucasian/ Male
Mills & Nebraska	JNMC-PH 1, 2, 3	\$1,416,722.65 (7.22%)	\$1,288,427.53 (91%)	Caucasian/ Female <sup>15</sup>

# NON-SBE FIRMS BREAKDOWN (LIST ALL FIRMS)

Subcontractor	Project	Original Contract Amount with Change Order (Dollar Amount & Percent Projected to Earn)	Amount Paid to Date (Dollar Amount & Percent Earned to Date)	Demographic Data
<b>Modular Services</b>	JNMC-PH 3	\$132,043.84 (0.67%)	\$123,358.52 (93%)	Caucasian/ Female
<b>Mortech</b>	JNMC-PH 1	\$56,083.34 (0.29%)	\$56,083.34 (100%)	Caucasian/ Male
<b>MP Fire Stop</b>	JNMC-PH 2	\$42,549 (0.22%)	\$42,549 (100%)	Hispanic/ Male
<b>O&amp;R Construction</b>	JNMC-PH 3	\$310,063.39 (1.56%)	\$277,622.46 (90%)	Hispanic/ Male
<b>Paramount Drywall</b>	JNMC-PH 2	\$1,014,446.56 (5.17%)	\$1,014,446.56 (100%)	Hispanic/ Male
<b>Pawling Corp</b>	JNMC-PH 1 JNMC-PH 3	\$3,287.01 (0.02%)	\$2,367.91 (72%)	Caucasian/ Male
<b>Pena Alum</b>	JNMC-PH 1 JNMC-PH 2 JNMC-PH 3	\$233,489 (1.17%)	\$201,550.65 (86%)	Hispanic/ Male

# NON-SBE FIRMS BREAKDOWN (LIST ALL FIRMS)

Subcontractor	Project	Original Contract Amount with Change Order (Dollar Amount & Percent Projected to Earn)	Amount Paid to Date (Dollar Amount & Percent Earned to Date)	Demographic Data
Perfection Architectural	JNMC-PH 3	\$13,600 (0.07%)	\$11,340 (83%)	Caucasian/ Male
Poblocki	JNMC-PH 3	\$225,712.83 (1.14%)	\$96,912.21 (43%)	Caucasian/ Male
Renco Development	JNMC-PH 2	\$159,174.15 (0.81%)	\$159,174.15 (100%)	African American/ Male
Resource for Floors	JNMC-PH 2	\$232,557.21 (1.19%)	\$232,557.21 (100%)	Caucasian/ Male
Road Runner	JNMC-PH 2	\$1,715,574.98 (8.75%)	\$1,710,886.98 (99%)	Hispanic/ Male
Sepi Painting	JNMC-PH 1 JNMC-PH 2 JNMC-PH 3	\$616,818.36 (3.10%)	\$551,856.79 (89%)	Hispanic/ Male
Solares Electric	JNMC-PH 1	\$81,032.90 (0.41%)	\$76,981.26 (95%)	Hispanic/ Male

# NON-SBE FIRMS BREAKDOWN (LIST ALL FIRMS)

Subcontractor	Project	Original Contract Amount with Change Order (Dollar Amount & Percent Projected to Earn)	Amount Paid to Date (Dollar Amount & Percent Earned to Date)	Demographic Data
Stanley Doors	JNMC-PH 3	\$269,761(1.36%)	\$105,620.49 (39%)	Caucasian/ Male
Storage Craft	JNMC-PH 3	\$30,106 (0.15%)	\$24,928.20 (83%)	Caucasian/ Male
Summa Metals	JNMC-PH 2	\$198,053.44 (1.01%)	\$198,053.44 (100%)	Caucasian/ Male
Strut Tech	JNMC-PH 2 JNMC-PH 3	\$90,166 (0.46%)	\$75,721 (84%)	Caucasian/ Male
SwissLog	JNMC-PH 2	\$63,637 (0.32%)	\$63,637 (100%)	Caucasian/ Male
Wausau Tile	JNMC-PH 3	\$21,339.59 (0.11%)	\$15,817.41 (74%)	Caucasian/ Male
Wittrock	JNMC-PH 2	\$66,939 (0.34%)	\$60,342.91 (90%)	Caucasian/ Male



# NON-SBE FIRMS BREAKDOWN (LIST ALL FIRMS)

Subcontractor	Project	Original Contract Amount with Change Order (Dollar Amount & Percent Projected to Earn)	Amount Paid to Date (Dollar Amount & Percent Earned to Date)	Demographic Data
<b>Non-SBE Total:</b>		\$19,872,984.23	\$16,520,489.14	

Total \$ contracted  
Non-SBE  
**\$19,872,984.23**

Total % contracted  
Non-SBE  
**34%**

Total \$ paid-to-date  
Non-SBE  
**\$ 16,520,489.14**

Total % paid-to-date  
Non-SBE  
**83 %**

# NON-SBE DEMOGRAPHIC DATA

## TOTAL NUMBER OF FIRMS: 35

11 Hispanic-owned  
(39% of Non-SBE)

\$7,659,952.88

1 African-American owned  
(1% of Non-SBE)

\$159,174.15

22 Caucasian owned  
(31% of Non-SBE)

\$6,200,179.60

1 Woman-owned  
(29% of Non-SBE)

\$5,853,677.60

# DEMOGRAPHIC DATA

## SBE VS NON-SBE FIRMS: SBE 18 – NON SBE 35

### SBE Firms = Total

8 Hispanic-owned  
(21% of SBE-C and G&S)  
\$3,276,024.56

5 African-American owned  
(44% of SBE-C and G&S)  
\$6,876,003.11

4 Caucasian owned  
(33% of SBE-C and G&S)  
\$5,098,898.67

1 Woman-owned  
(1% of SBE-C and G&S)  
\$172,094.24

### Non-SBE Firms = Total

11 Hispanic-owned  
(39% of Non-SBE)  
\$7,669,952.88

1 African-American owned  
(1% of Non-SBE)  
\$159,174.15

22 Caucasian owned  
(84% of Non-SBE)  
\$6,200,179.60

1 Woman-owned  
(29% of Non-SBE)  
\$5,853,677.60

# ISSUE/CONCERN WITH SBEs/SBE PROGRAM

- No current issues or concerns




# THANK YOU



**Project B- Jackson West Medical Center  
(W.G. Yates Construction)**

JACKSON WEST (MILTON  
MEMORIAL HOSPITAL)  
SBE-C ADVISORY BOARD MEETING  
MAY 17, 2021





# PROJECT CSBE GOALS

- **Jackson West Campus Project is new healthcare facility located in Doral, FL. The Project CSBE Goals for the Project is:**
  - **34.05% SBE - C Subcontractor**
  - **6.31% SBE - C G/C Mentorship**
  - **.25% SBE – G/S Subcontractor**



# CURRENT STATE SBE-C CONTRACTOR INFORMATION

Total # of GMPs awarded to Date = **9**

Total \$ Value of all Awarded GMPs=  
**\$154,623,301.25**

Total \$ Value of Cost of Work Value =  
**\$ 136,530,792.88**

**Current SBE Good & Services % = .592%**

**Current SBE Const. Reported %= 15.69%**

- Total \$ Value of Payments Received from JHS to Date= **\$ 144,333,612.04**
- Current GC Mentorship Percentage is at 12.32% ( Double of Goal for Mentorship)
- CM Mentorship - Proteges & Partners on Board:  
Proteges: Lunacon Construction Corp,
  - LEGO Construction Company
  - Partner: TGSV Enterprises Inc.
- G & S SBE Firms Contracted to Date= Doral Digital Repographics, Go Green Document Services, Safety Systems Barricades, Aaron Industrial, Lehman Pipe Supply
- Total \$ value contracted to Approved SBEs with SOIs ( 1<sup>st</sup> and 2<sup>nd</sup> Tiers) to Date=  
**( Total \$ Value Contracted \$ 32,476,561.67**
- Total \$ Value Paid to Date to SBEs (With approved SOIs to Date for All GMPs)= **\$ 29,967,987.53**

# CSBE CONTRACTORS & VENDORS

## 1<sup>st</sup> Tier Contractors/ Vendor

Solutions Construction (*Graduated*)

Gomez & Son Fence

Jarod Construction

JJAs Door Installations

A1 All Florida Painting

Epic Consultants

Imperial Flooring

Cube Care

Aaron Safety

Stonegate Allied Services

Doral Digital Repographics

## All Other Sub Tiers 2, 3, etc

Osorno Group

Trojan Builders

Titan Construction Group

Luis & Luigi Concrete

The Go 2 Guy

Coakley Mechanical

Gomez Quality Insulation

Lehman Pipe Supply

Go Green Document Services

Tropical Electric

JML Irrigation

# CSBE % BREAKDOWN BY ETHNICITY

SBEs Contracted Directly with Yates to  
Date with Approved SOIs ( 15 )

No. of African American SBE Companies:

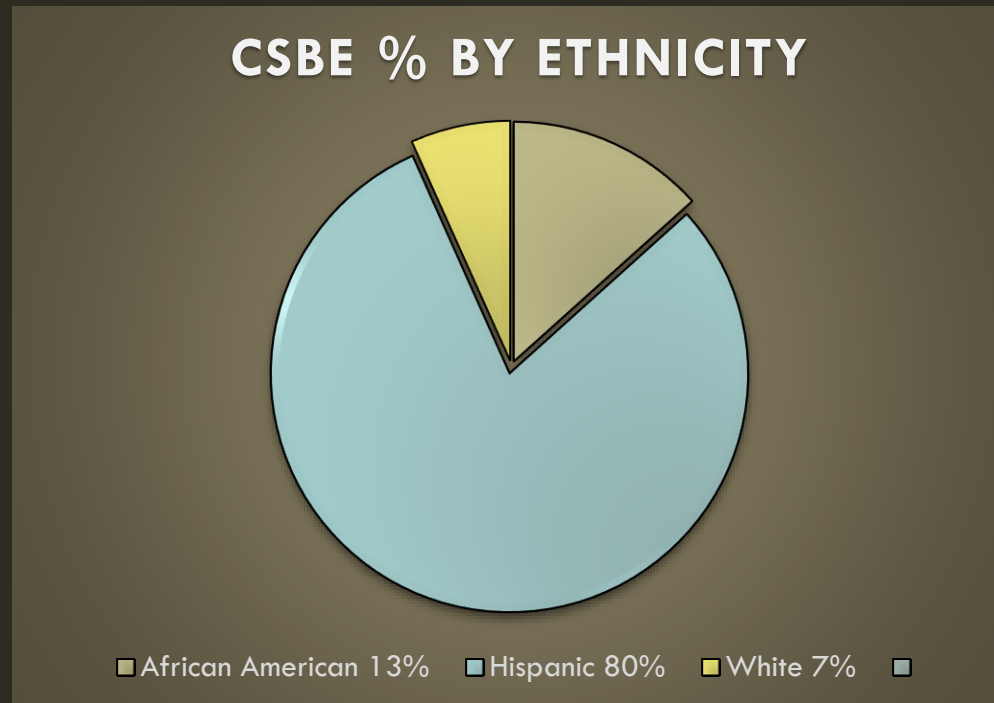
13% or 2/15

No. of Hispanic SBE Companies: 80% or 12/15

No. of Caucasian/White SBE Companies: 7% or 1/15

# CSBE % BREAKDOWN BY ETHNICITY

## 1<sup>st</sup> Tier CSBE COMPANIES BREAKDOWN BY ETHNICITY



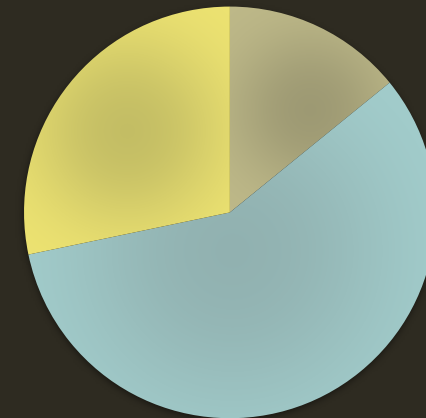
# CSBE % ETHNICITY BREAKDOWN BY \$ AMOUNT

Hispanic 57% or \$ 10,821,027.00

African American 14% or  
\$2,711,890.00

Caucasian 28% or \$5,471,046.00

% Ethnicity Breakdown by  
\$ Amt



■ African American 14% ■ Hispanic 57% ■ White 28% ■

## SBE Participation \$ All Tiers( Dollar Amounts)

1 <sup>st</sup> Solution Construction:	\$ 10,822,040.56
2 <sup>nd</sup> Cookley Mechanical	\$ 2,615,486.36
2 <sup>nd</sup> Gomez Insulation	\$ 1,130,000.00
2 <sup>nd</sup> Trojan Builder	\$ 5,471,045.56
2 <sup>nd</sup> Titan	\$ 3,826,000.00
2 <sup>nd</sup> The Go 2 Guy	\$ 497,930.06
2 <sup>nd</sup> Osorno Group	\$ 360,500.00
1 <sup>st</sup> A1 All FL Painting	\$ 1,032,861.00
2 <sup>nd</sup> Lehman Pipe Supply	\$ 196,093.91
1 <sup>st</sup> Aaron Safety	\$ 17,264.38
1 <sup>st</sup> Go Green Document	\$ 14,165.69
1 <sup>st</sup> Doral Digital Repo.	\$ 8,399.74
1 <sup>st</sup> Stonegate Allied Serv	\$ 10,773.00
2 <sup>nd</sup> Tropical Electric	\$ 5,152,857.01
1 <sup>st</sup> Jarod Construction	\$ 1,242,092.90



## ACTION PLAN FOR SBE PARTICIPATION ON REMAINING GMPS

Yates Construction has held several SBE Outreach Events onsite on August, September and one at Doral Community Hall in October to advise SBE Firms the current and upcoming bid packages available to them.

Jackson Health Systems also advertises Bid Opportunities online on their website.

Yates advertises online sites such as Dodge Report, & Construction Journal, and through local newspaper Miami Times and Los Diarios Las Americas.

We have used Miami Dade County's Certified Directory of SBE Firms to reach out and target SBE Certified Firms and invite them to bid on packages.

We have worked with Miami Dade SBE to advertise Invitation to Bid.

We have received SBE Trade Specific List from Miami Dade SBD Department.



**Project D- JMH Floor Modifications  
(Skanska USA Building, INC.)**



# Project: Compliance Audit Summary



- Main
- View
- Contract List
- Compliance Audit Summary
- Docs
- Alerts
- Comments
- Messages
- Site Visits
- Reports

**PROJECT D: JMH - PROJECT D**  
1/1/1950 - 1/1/2025

Status: **Open**

Compliance Audit Summary					
	Current Award	Award Percent	Payments	Payments Percent	Difference (Payments - Award)
Total Project	<b>\$29,142,527</b>	<b>0.00%</b>	<b>\$32,876,698</b>		
For Credit			<b>\$8,604,239</b>	<b>26.17%</b>	<b>26.171% above goal</b>
For Credit to Bid Preference Goal	<b>\$0</b>	<b>0.00%</b>	<b>\$0</b>	<b>0.00%</b>	<b>Goal matched</b>
For Credit to DBE Goal	<b>\$0</b>	<b>0.00%</b>	<b>\$0</b>	<b>0.00%</b>	<b>Goal matched</b>
For Credit to SBD Goal Goal	<b>\$0</b>	<b>0.00%</b>	<b>\$0</b>	<b>0.00%</b>	<b>Goal matched</b>
For Credit to SBE - A&E Goal	<b>\$0</b>	<b>0.00%</b>	<b>\$0</b>	<b>0.00%</b>	<b>Goal matched</b>
For Credit to SBE - Con Goal	<b>\$0</b>	<b>0.00%</b>	<b>\$8,098,003</b>	<b>24.63%</b>	<b>24.63% above goal</b>
For Credit to SBE - Goods Goal	<b>\$0</b>	<b>0.00%</b>	<b>\$506,164</b>	<b>1.54%</b>	<b>1.54% above goal</b>
For Credit to SBE - Services Goal	<b>\$0</b>	<b>0.00%</b>	<b>\$72</b>	<b>0.00%</b>	<b>0.00% above goal</b>
For Credit to Selection Factor Goal	<b>\$0</b>	<b>0.00%</b>	<b>\$0</b>	<b>0.00%</b>	<b>Goal matched</b>
For Credit to Trade Set Aside Goal	<b>\$0</b>	<b>0.00%</b>	<b>\$0</b>	<b>0.00%</b>	<b>Goal matched</b>

Prime Contractor(s)								
Prime Contractor	#	Cert	Inc. in Goal	Awards		Payments		
				Total	Retained	Total	Retained	Retained For Credit
Skanska USA Building Inc.	17	<a href="#">No</a>	No	29,142,527	21,953,558	32,876,698	20,968,302	0

Subcontractors									
Subcontractor	#	Cert	Type	Inc. in Goal	Awards		Payments		
					Total	Retained	Total	Retained	Retained For Credit
A Beautiful Ceiling, Inc.	1	<a href="#">No</a>			0	0	0	0	0
ABODE CONSTRUCTION & DEVELOPMENT, INC.	2				0	0	0	0	0
ACKERMAN PLUMBING INC	7	<a href="#">No</a>			467,405	467,405	0	0	0
ACKERMAN PLUMBING INC	1	<a href="#">No</a>			2,998	2,998	0	0	0
Adams Bros. Cabinetry, Inc. DBAAdams Group	2	<a href="#">No</a>			0	0	0	0	0
ADVANCED SYSTEMS, INC.	5	<a href="#">No</a>			0	0	0	0	0
AIR-CONNECT CO.	1	<a href="#">No</a>			0	0	9,600	9,600	0
AIR-CONNECT CO.	1	<a href="#">No</a>			0	0	0	0	0
Airmax Service Corporation	1				0	0	0	0	0
AIRQUEST ENVIRONMENTAL INC	2				5,280	5,280	6,925	6,925	0
AI Hill Enterprise Corporation DBAAI Hill Plumbing Corporation	1				0	0	0	0	0
AI Hill Enterprise Corporation DBAAI Hill Plumbing Corporation	1		Sub	 SBE - Con	127,695	127,695	124,663	124,663	124,663
ALEN CONSTRUCTION GROUP INC	1				0	0	0	0	0
ALL AMERICAN BUILDERS & DEBRIS REMOVAL, INC.	1	<a href="#">No</a>			95,600	95,600	0	0	0
ALL DADE FENCES, INC.	1		Sub	 SBE - Con	4,794	4,794	1,000	1,000	1,000
All Points Design Corp.	1	<a href="#">No</a>	Sub	 SBE - Con	28,668	28,668	42,668	42,668	42,668
ALLIEDBEAN DEMOLITION, INC.	1	<a href="#">No</a>			1	1	0	0	0
ASE TELECOM & DATA INC	1	<a href="#">No</a>			0	0	0	0	0
AVILA AIR CONDITIONING LLC	1	<a href="#">No</a>			0	0	0	0	0

<b>Bergolla, Inc.</b>	2	<a href="#">No</a>			0	0	0	0	0
<b>BROPHY ASSOCIATES, INC DBADIRECT DIGITAL CONCEPTS</b>	7		Sub	 SBE - Con	180,593	180,593	259,991	259,991	205,491
<b>C &amp; I Construction and Design, Inc.</b>	1		Sub	 SBE - Con	55,498	55,498	57,670	57,670	57,670
<b>COCONUT GROVE GLASS &amp; MIRROR CORP.</b>	2	<a href="#">No</a>			0	0	0	0	0
<b>COLOR FACTORY INC</b>	2				20,748	20,748	0	0	0
<b>Comfort Tech Air Conditioning, Inc.</b>	5				98,156	10,956	674,705	573,355	0
<b>Comfort Tech Air Conditioning, Inc.</b>	4		Sub	 SBE - Con	636,322	474,168	1,953,316	1,662,774	1,144,394
<b>Cube Care Company</b>	2		Sub	 SBE - Goods	6,350	6,350	22,259	22,259	22,259
<b>DL RENOVATIONS CORP.</b>	1		Sub	 SBE - Con	242,587	242,587	245,747	245,747	245,747
<b>DYNALECTRIC COMPANY DBADynalectric Colorado</b>	1	<a href="#">No</a>			0	0	0	0	0
<b>EAST COAST FLOORING AND INTERIORS, INC.</b>	4	<a href="#">No</a>			24,251	24,251	0	0	0
<b>Easy Painting &amp; Decorating, Inc.</b>	1	<a href="#">No</a>	Sub	 SBE - Con	57,400	57,400	138,030	138,030	138,030
<b>ELECTRIC SERNA CONTRACTOR, INC.</b>	2		Sub	 SBE - Con	156,102	156,102	181,997	181,997	181,997
<b>EM &amp; G FIRESTOPPING AND LIFE SAFETY CONSULTANTS, LLC</b>	2		Sub	 SBE - Con	34,632	34,632	18,532	18,532	18,532
<b>FLORIDA POWER QUALITY SOLUTIONS, INC.</b>	2		Sub	 SBE - Con	572,714	572,714	727,323	727,323	727,323
<b>FLORIDA SERVICE PAINTING, INC. DBAService Contracting Solutions</b>	2	<a href="#">No</a>			0	0	0	0	0
<b>FORD DRYWALL &amp; STUCCO, INC.</b>	4	<a href="#">No</a>			1	1	0	0	0
<b>FRANKLIN FLOORING INC</b>	1		Sub	 SBE - Con	56,550	56,550	148,598	148,598	148,598
<b>Go Green Document Solutions, Inc.</b>	3				0	0	453	453	0
<b>Go Green Document Solutions, Inc.</b>	2		Sub	 SBE - Services	4,318	4,318	72	72	72
<b>GOMEZ QUALITY INSULATION, INC.</b>	7		Sub	 SBE - Con	100,661	100,661	163,801	163,801	118,502
<b>H &amp; H PLUMBING OF SOUTH FLORIDA, INC.</b>	2	<a href="#">No</a>			164,000	164,000	200,187	200,187	0
<b>Hollywood Woodwork, LLC</b>	1	<a href="#">No</a>			0	0	83,260	83,260	0
<b>I.H.M. SERVICES, CORP</b>	1	<a href="#">No</a>			0	0	0	0	0
<b>Inclan Painting &amp; Waterproofing Corp. DBAInclan Construction</b>	2				76,300	76,300	14,548	14,548	0
<b>Inclan Painting &amp; Waterproofing Corp. DBAInclan Construction</b>	1		Sub	 SBE - Con	1,200	1,200	3,500	3,500	3,500
<b>Institutional Casework Installation Corp.</b>	3	<a href="#">No</a>			0	0	0	0	0
<b>INTEG MIAMI LLC</b>	3				0	0	220,351	210,751	0
<b>Integrated Cooling Solutions LLC</b>	1	<a href="#">No</a>			0	0	0	0	0
<b>J &amp; K MECHANICAL, LLC D/B/A TROPIC AIR CONDITIONING DBATROPIC AIR CONDITIONING</b>	1	<a href="#">No</a>			0	0	0	0	0
<b>J.T. EQUIPMENT SERVICE CO.</b>	1				0	0	0	0	0
<b>JJAS Door Installations, Inc.</b>	1				92,168	92,168	0	0	0
<b>JJAS Door Installations, Inc.</b>	6		Sub		233,932	233,932	412,341	412,341	412,341

				SBE - Con					
Lopresto Builders Inc	1	<a href="#">No</a>			0	0	0	0	0
Lotspeich Co. of Florida, Inc.	8	<a href="#">No</a>			25,950	25,950	0	0	0
LOTSPEICH COMPANY, INC.	1	<a href="#">No</a>			0	0	0	0	0
MARK PRODUCTS USA, INC. DBAMARK PRODUCTS	6				14,828	14,828	0	0	0
MARK PRODUCTS USA, INC. DBAMARK PRODUCTS	1				0	0	192,482	192,482	0
Massu Infrastructure Coatings, LLC	5		Sub	 SBE - Con	89,878	89,878	114,696	114,696	114,696
Medical Testing Solutions LLC	1	<a href="#">No</a>			0	0	0	0	0
MERRICK INDUSTRIAL MANAGEMENT CORPORATION	1				258,075	258,075	324,599	324,599	0
MERRICK INDUSTRIAL MANAGEMENT CORPORATION	6		Sub	 SBE - Con	1,444,936	1,391,656	2,221,584	2,106,904	2,106,904
MID-STATE METALS, LLC	1	<a href="#">No</a>			0	0	0	0	0
MULTIVISTA SYSTEMS LLC	1	<a href="#">No</a>			0	0	0	0	0
National Fire Protection, LLC	7	<a href="#">No</a>			19,000	19,000	13,750	13,750	0
NO LIMIT INTERIORS, INC.	3	<a href="#">No</a>			2,310	2,310	0	0	0
O'Neill Brothers Flooring, Inc	2	<a href="#">No</a>			53,280	53,280	114,680	114,680	0
Paramount Electric and Lighting, Inc.	3		Sub	 SBE - Goods	483,550	483,550	483,905	483,905	483,905
Pinnacle A Roofing Company	1	<a href="#">No</a>			0	0	0	0	0
PROFESSIONAL FLOORING CONTRACTORS, LLC	1	<a href="#">No</a>			0	0	0	0	0
PROIETTO PAINTING, INC.	2	<a href="#">No</a>			0	0	0	0	0
QUALITY LABOR MANAGEMENT, LLC	1	<a href="#">No</a>			0	0	0	0	0
RE: SOURCE SOUTH FLORIDA, INC. DBARESOURCE 4 FLOORS	3	<a href="#">No</a>			0	0	0	0	0
RELIABLE CONCRETE CUTTING, LLC	1	<a href="#">No</a>			0	0	0	0	0
Schedule 10 Specialists, Inc.	1				0	0	0	0	0
Smith Industries, Inc dba Smith Fence Company	2	<a href="#">No</a>			1,115	1,115	1,115	1,115	0
Smith Industries, Inc dba Smith Fence Company	1	<a href="#">No</a>			3,820	3,820	0	0	0
Solares Electrical Services, Inc.	2				1	-77,649	943,617	845,311	0
Solares Electrical Services, Inc.	3		Sub	 SBE - Con	1,043,231	964,779	1,505,438	1,421,747	1,421,747
Solo Air Conditioning & Heating Co., Inc.	2		Sub	 SBE - Con	318,444	318,444	440,858	440,858	440,858
SOLUTION CONSTRUCTION, INC.	1		Sub	 SBE - Con	100,977	100,977	100,977	100,977	100,977
SPEEDY FIRE PROTECTION, INC.	1		Sub	 SBE - Con	8,500	8,500	14,660	14,660	14,660
STATE LINE PRODUCTS OF SOUTH FLORIDA, INC.	7	<a href="#">No</a>			0	0	0	0	0
Steel Fabricators, LLC	1	<a href="#">No</a>			0	0	0	0	0
SUMMA CONSTRUCTION INC. DBASumma Metal	1	<a href="#">No</a>			0	-4,794	34,450	33,450	0
Sundance Architectural Products, LLC	1	<a href="#">No</a>			0	0	0	0	0
Supreme Ceiling & Interiors, Inc.	5		Sub	 SBE - Con	210,515	210,515	341,193	341,193	341,193
Taggart & Son Flooring Inc	2	<a href="#">No</a>			0	0	0	0	0
The BG Group, LLC.	3	<a href="#">No</a>			0	0	0	0	0
Tico Carpet Installation, Inc	1	<a href="#">No</a>			0	0	0	0	0
TRI-CITY ELECTRIC CO., INC.	5	<a href="#">No</a>			257,280	-9,405	328,196	61,511	0
TRI-CITY ELECTRIC CO., INC.	1	<a href="#">No</a>			1	-13,129	0	-13,488	-13,488
Tropic Mechanical	1	<a href="#">No</a>			49,700	49,700	0	0	0
Universal Drywall	1	<a href="#">No</a>			0	0	0	0	0

<b>Universal Shielding Corp.</b>	1	<a href="#">No</a>			0	0	0	0	0
<b>Waste Management - National Services</b>	1	<a href="#">No</a>			0	0	0	0	0
<b>Waste Management National Services Inc DBAWM Sustainability Services; WM Healthcare Solutions Inc</b>	1	<a href="#">No</a>			0	0	0	0	0

[Customer Support](#)

Copyright © 2021 B2Gnow. All rights reserved.

[Home](#) | [Print This Page](#) | [Print To PDF](#) | [Translate](#)

**Project E- Jackson South Medical Center  
(Turner Construction Company)**

# JACKSON HEALTH SYSTEM JACKSON HEALTH SOUTH PROJECT "E"

## CM SBE-C Advisory Board Update Through February 28, 2021



### Project Team

George Preininger III, Project  
Manager

786-423-5435;  
gpreininger@tcco.com

Beatrice Pabon, Compliance  
Manger

786-441-7959; bpabon@tcco.com

Kumiko Tanizaki, Project  
Engineer

786-531-5468;  
ktanizaki@tcco.com

Eric Van Hook, Project Executive

646-634-6100;  
evanhook@tcco.com

**OVERALL CONTRACT  
SCOPE OF WORK  
NOTICE TO PROCEED DATE : 1/1/2018  
END DATE : 9/30/21**

Renovations to the following area's:

- LDRP, CCS, PED's, AANNEX, OB, C-SECTION, MED SURGE SOUTH, BH.
- New Roof
- CEP East and West Building Upgrades

**Contract Goals:**

Mentorship  
**6.31 %**

SBE-C  
**32.77%**

SBE-G/S  
**0.25%**

# PROJECT INFORMATION TO-DATE

<p>Total dollar value of all awarded GMP's</p> <p><b>\$32,805,439.00</b></p>	<p>Total dollar value of Cost of Work:</p> <p><b>\$20,752,830.50</b></p>	<p>Total dollar value contracted to SBE's to- date (all GMP's):</p> <p><b>\$8,213,747.24</b></p>
<p>Total dollar value of payment received by Jackson:</p> <p><b>\$28,095,980.91</b></p>	<p>Total number of GMP's:</p> <p><b>3</b></p>	<p>Total number of SBE's contracted to date (all GMP's):</p> <p><b>13</b></p>
<p>Total percentage contracted all SBE's to-date: <b>39.58 %</b>          (Total dollar value contracted to SBE's divided by total dollar value cost of work equals SBE percentage)</p>		



# SBE BREAKOUT TO-DATE

Total \$ contracted SBE-C's	Total % contracted SBE-C's	Total \$ paid-to-date SBE-C's	Total % paid-to-date SBE-C's
<b>\$7,695,022.49</b>	<b>37.08%</b>	<b>\$6,280,861.40</b>	<b>30.27%</b>
Total \$ contracted SBE-G/S	Total % contracted SBE-G/S	Total \$ paid-to-date SBE-G/S	Total % paid-to-date SBE-G/S
<b>\$114,728.07</b>	<b>0.55%</b>	<b>\$114,628.07</b>	<b>0.55%</b>
Total \$ contracted Mentor Protégé	Total % contracted Mentor Protégé	Total \$ paid-to-date Mentor Protégé	Total % paid-to-date Mentor Protégé
<b>\$403,996.68</b>	<b>8.15%</b>	<b>\$403,996.68</b>	<b>8.15%</b>

## SBE-CONSTRUCTION BREAKDOWN (LIST ALL FIRMS)

Subcontractor	Project	Original Contract Amount with Change Order	Amount Paid to Date	Demographic Data
A-1 All Florida Painting	JHS "E" PH2	\$287,923.50	\$250,859.11	Hispanic American/Male
American Structural Corp.	JHS "E" PH2	\$342,442.66	\$231,075.28	Hispanic American/Male
Amion Enterprises	JHS "E" PH2	\$777,562.32	\$662,699.95	Hispanic American/Male
Epic Consultants	JHS "E" ICU	\$715,020.72	\$713,233.17	Hispanic American/Male
Epic Consultants	JHS "E" PH2	\$2,686,444.91	\$2,149,970.61	Hispanic American/Male
DL Renovations	JHS PH2	\$192,000.00	\$144,440.48	Hispanic American/Male

## SBE-CONSTRUCTION BREAKDOWN (CONTINUED)

Subcontractor	Project	Original Contract Amount with Change Order	Amount Paid to Date	Demographic Data
Florida Electrical Contractors	JHS ICU	\$18,770.00	\$18,770.00	Hispanic American/Male
Florida Electrical Contractors	JHS PH2	\$146,959.00	<b>\$118,019.56</b>	Hispanic American/Male
Global Communications Security	JHS ICU	\$67,435.75	\$67,435.75	Hispanic American/Male
Global Communications Security	JHS PH2	\$352,257.53	\$279,446.00	Hispanic American/Male
Jampro Demolition	JHS PH2	\$100,638.40	\$66,211.12	African/American/Male

## SBE-CONSTRUCTION BREAKDOWN (CONTINUED)

Subcontractor	Project	Original Contract Amount with Change Order	Amount Paid to Date	Demographic Data
Osorno Group	JHS ICU	\$65,205.00	\$65,205.00	Hispanic American/Male
Osorno Group	JHS PH2	\$380,991.00	<b>\$320,342.95</b>	Hispanic American/Male
Victoria Electric	JHS ICU	\$373,926.70	\$373,926.70	Hispanic American/Male
Victoria Electric	JHS PH2	\$1,176,645.00	\$808,425.72	Hispanic American/Male
World of Frameless Glass	JHS ICU	\$10,800.00	\$10,800.00	Hispanic American/Male
<b>Total \$ contracted SBE-C's</b>	<b>Total % contracted SBE-C's</b>	<b>Total \$ paid-to-date SBE-C's</b>		<b>Total % paid-to-date SBE-C's</b>
<b>\$ 7,695,022.49</b>	<b>37.08 %</b>	<b>\$ 6,280,861.40</b>		<b>81.62%</b>

# SBE-CONSTRUCTION DEMOGRAPHIC DATA

## TOTAL NUMBER OF FIRMS: 11

10 Hispanic-owned  
(90.91% of SBE-C)

01 African-American owned  
(9.09% of SBE-C)

0 Caucasian owned  
(0% of SBE-C)

0 Woman-owned  
(0% of SBE-C)

# SBE-GOODS & SERVICES BREAKDOWN (LIST ALL FIRMS)

Subcontractor	Project	Original Contract Amount with Change Order	Amount Paid to Date	Demographic Data
Cannonball Services USA	JHS "E"	\$114,728.07	\$114,628.07	African American/Male
<b>SBE-G/S Total:</b>		\$114,728.07	\$114,628.07	African American/Male

Total \$ contracted  
SBE-G/S's

**\$ 114,728.07**

Total % contracted  
SBE-G/S's

**0.55%**

Total \$ paid-to-date  
SBE-G/S's

**\$ 114,628.07**

Total % paid-to-date  
SBE-G/S's

**0.55%**

# SBE-GOODS & SERVICES DEMOGRAPHIC DATA

## TOTAL NUMBER OF FIRMS: 01

0 Hispanic-owned  
(0% of SBE-G&S)

1 African-American owned  
(9.09% of SBE-G&S)

0 Caucasian owned  
(0% of SBE-G&S)

0 Woman-owned  
(0% of SBE-G&S)

# SBE MENTOR-PROTÉGÉ BREAKDOWN (LIST ALL FIRMS)

Subcontractor	Project	Original Contract Amount with Change Order	Amount Paid to Date	Demographic Data
MCO Construction	JHS "E"	\$403,996.68	\$403,996.68	African American/Male
<b>SBE Mentor-Protégé Total:</b>		\$403,996.68	\$403,996.68	

Total \$ contracted  
Mentor Protégé

**\$403,996.68**

Total % contracted  
Mentor Protégé

**8.15%**

Total \$ paid-to-date  
Mentor Protégé

**\$403,996.68**

Total % paid-to-date  
Mentor Protégé

**8.15 %**



# SBE MENTOR-PROTÉGÉ DEMOGRAPHIC DATA

## TOTAL NUMBER OF FIRMS: 01

0 Hispanic-owned  
(0% of SBE)

1 African-American owned  
(9.09% of SBE)

0 Caucasian owned  
(0% of SBE)

0 Woman-owned  
(0% of SBE)

THANK YOU

**Project F – Christine E. Lynn Rehabilitation  
Hospital (Turner Construction)**

# JACKSON HEALTH SYSTEM JACKSON REHABILITATION PROJECT PROJECT F

## Project Team

Eric VanHook, Project Executive

Teresa Giralt, Project Engineer

Mike Binsol, Project Superintendent

**CM SBE-C Advisory Board Update**  
May 2021



# OVERALL CONTRACT NOTICE TO PROCEED DATE : 9/15/2017 END DATE : 10/1/2021 SCOPE OF WORK:

- Demolition and Enabling GMP
- Elevator for 9 story Rehab building GMP
- Structure and Dry GMP for 9 story Rehab building
- MEP GMP
- Interiors / Final GMP
- Exterior and Interior Signage



Contract Goals:

SBE-C  
34.05%

SBE-G/S  
.25%

# PROJECT INFORMATION TO-DATE

<p>Total dollar value of all awarded GMP's (Award Amount):</p> <p><b>\$127,462,406.45</b></p>	<p>Total dollar value of Cost of Work:</p> <p><b>\$123,308,107.81</b></p>	<p>Total dollar value contracted to SBE's to- date (all GMP's):</p> <p><b>\$40,884.257.10</b></p>
<p>Total dollar value of payment received by Jackson (Paid Amount) :</p> <p><b>\$121,893,683.98</b></p>	<p>Total number of GMP's:</p> <p><b>4</b></p>	<p>Total number of SBE's contracted to date (all GMP's):</p> <p><b>29</b></p>
<p>Total percentage contracted all SBE's to-date: <b>32.08 %</b>          (Total dollar value contracted to SBE's divided by total dollar value cost of work equals SBE percentage)</p>		

# SBE BREAKOUT TO-DATE

Total \$ contracted SBE-C's	Total % contracted SBE-C's	Total \$ paid-to-date SBE-C's	Total % paid-to-date SBE-C's
<b>\$40,884,257</b>	<b>32.08%</b>	<b>\$27,776,790.14</b>	<b>31.899%</b>
Total \$ contracted SBE-G/S	Total % contracted SBE-G/S	Total \$ paid-to-date SBE-G/S	Total % paid-to-date SBE-G/S
<b>\$1,944,382.64</b>	<b>1.53%</b>	<b>\$1,696,36.54</b>	<b>1.3%</b>

# SBE-CONSTRUCTION BREAKDOWN (LIST ALL FIRMS)

Subcontractor	Tier	Scope of Work	Contract Value w/ Change Orders	Demographic Data
A-1 All Florida Painting	1 <sup>st</sup>	Painting	\$618,150.00	Hispanic American/Male
Air Logic Services, Inc	2 <sup>nd</sup>	Test & Balance	\$10,350.00	Hispanic/Male
Air Logic Services, Inc	2 <sup>nd</sup>	Test & Balance	\$160,000.00	Hispanic/Male
Allied Demolition	2 <sup>nd</sup>	Site Prep	\$191,150.00	Hispanic American/Male
All Quality Electrical Services	2 <sup>nd</sup>	Electrical	\$5,731,487.56	Black American/Male
Amion Enterprises	1 <sup>st</sup>	Carpet	\$165,565.00	Black American/Male
Direct Digital Concepts DBA Brophy and Associates	2 <sup>nd</sup>	HVAC Controls	\$1,598,060.00	Hispanic American/Male
Direct Digital Concepts DBA Brophy and Associates	2 <sup>nd</sup>	HVAC Controls	\$25,400.00	Hispanic American/Male



# SBE-CONSTRUCTION BREAKDOWN (LIST ALL FIRMS)

Subcontractor	Tier	Scope of Work	Contract Value w/ Change Orders	Diversity Data
CJ Fire Protection	2 <sup>nd</sup>	Fire Sprinkler	\$43,657.50	Black American/Male
Coral Wood Design	2 <sup>nd</sup>	Installing Millwork	\$236,375.84	Hispanic American/Female
D2 Construction	1 <sup>st</sup>	Exterior Metal Framing, Sheathing and Insulation	\$208,990.00	Black American/Male
Exclusive Surface Inc.	1 <sup>st</sup>	Floor & Wall Tiling	\$1,216,355.00	Hispanic American/Female
Exclusive Surface Inc.	2 <sup>nd</sup>	Pool Tiling	\$99,770.00	Hispanic American/Female
Five Brothers Enterprise Corp.	2 <sup>nd</sup>	Labor & Material for Drywall Partitions, Ceilings, Soffits, Acoustical Ceiling	\$3,500,000.00	Hispanic American/Male
Georges Welding Services Inc.	1 <sup>st</sup>	Demo & Enabling furnish Structural Steel & Misc. Metals	\$5,561,760.63	Hispanic American/Male
Gomez & Son Fence	2 <sup>nd</sup>	Demo & Enabling Fencing	\$6,659.00	Hispanic American/Female
Gomez Quality Insulation Inc.	2 <sup>nd</sup>	Drywall & Insulation	\$22,700.00	Hispanic American/Male

## SBE-CONSTRUCTION BREAKDOWN (CONTINUED)

Subcontractor	Tier	Scope of Work	Contract Value w/ Change Orders	Diversity Data
Gomez Quality Insulation Inc.	2 <sup>nd</sup>	Ductwork and Piping Insulation	\$239,400.00	Hispanic American/Male
Hi-Tech Concrete Inc	2 <sup>nd</sup>	Supply & Fabrication of Auger Cast Reinforcement Cages	\$165,000.00	Hispanic American/Female
IGWT Construction	1 <sup>st</sup>	General Contracting for Enabling & Corridor Self preform Drywall Framing & Paint	\$1,965,675.00	Black American/Male
IGWT Construction	1 <sup>st</sup>	General Trades	\$1,160,369.00	Black American/Male
JJAS Door Installations, Inc.	2 <sup>nd</sup>	Installation and Labor for Doors and Hardware	\$605,890.83	Hispanic American/Female
JT Equipment Service Co.	2 <sup>nd</sup>	Install underground Chilled & Hot water lines	\$697,558.67	Caucasian/Male
JT Equipment Service Co.	2 <sup>nd</sup>	Furnish & Install Air handling units	\$2,045,000.00	Caucasian/Male
JT Equipment Service Co.	2 <sup>nd</sup>	HVAC Duct and Piping Instillation	\$1,300,000.00	Caucasian/Male

## SBE-CONSTRUCTION BREAKDOWN (CONTINUED)

Subcontractor	Tier	Scope of Work	Contract Value w/ Change Orders	Diversity Data
MAM A/C and Refrigeration Co.	2 <sup>nd</sup>	Mechanical HVAC	\$37,089.25	Black American/Male
Metropolitan Plumbing	2 <sup>nd</sup>	Plumbing	\$1,686,600.00	Hispanic American/Male
Merrick Industrial Management Corp.	1 <sup>st</sup>	Misc. Specialties	\$1,461,485.00	Caucasian/Male
Merrick Industrial Management Corp.	1 <sup>st</sup>	General Trades	\$1,610,341.40	Caucasian/Male

# SBE-CONSTRUCTION BREAKDOWN (CONTINUED)

Subcontractor	Tier	Scope of Work	Contract Value w/ Change Orders	Diversity Data
Merrick Industrial Management Corp.	2 <sup>nd</sup>	Glazing Installation	\$97,793.00	Caucasian/Male
Metal Design Engineering	2 <sup>nd</sup>	Installation of Air Filters	\$141,530.92	Hispanic American/Male
Outlook International Electric	2 <sup>nd</sup>	Electrical for Enabling Work	\$1,686,600.00	Black American/Female
Solution Construction	1 <sup>st</sup>	Enabling Site Work	\$2,782,344.00	Hispanic American/Male
Z Roofing & Waterproofing Inc.	1 <sup>st</sup>	Roofing and Accessories	\$1,105,390.00	Hispanic American/Male

<b>Total \$ contracted SBE-C's</b>	<b>Total % contracted SBE-C's</b>	<b>Total \$ paid-to-date SBE-C's</b>	<b>Total % paid-to-date SBE-C's</b>
<b>\$40,884,257.10</b>	<b>32.08 %</b>	<b>\$ 27,776,790.14</b>	<b>31.899%</b>

# SBE-CONSTRUCTION DEMOGRAPHIC DATA

## TOTAL NUMBER OF FIRMS: 33

16 Hispanic-owned  
(64% of SBE-C)

7 African-American owned  
(28% of SBE-C)

3 Caucasian owned  
(12% of SBE-C)

7 Woman-owned  
(28% of SBE-C)

# SBE-GOODS & SERVICES BREAKDOWN (LIST ALL FIRMS)

Subcontractor	Tier	Scope of Work	Contract Value w/ Change Orders	Diversity Data
Cube Care Co.	1 <sup>st</sup>	Shades and Curtains	\$220,315.00	Hispanic American/Female
Miami Breaker Inc.	2 <sup>nd</sup>	Equipment Reconditioning	\$76,900.00	Hispanic American/Male
Micon Scaffolding LLC	2 <sup>nd</sup>	Equipment Rental	\$138,586.40	Black American/Male
Southern Blossoms	1 <sup>st</sup>	Landscaping	\$154,957.46	Hispanic American/Female
Southern Blossoms	1 <sup>st</sup>	Landscaping & Irrigation	\$1,557,374.00	Hispanic American/Female

Total \$ contracted  
SBE-G/S's

**\$ 1,944,382.64**

Total % contracted  
SBE-G/S's

**1.53%**

Total \$ paid-to-date  
SBE-G/S's

**\$ 1,696,136.54**

Total % paid-to-date  
SBE-G/S's

**1.3%**

# SBE-GOODS & SERVICES DEMOGRAPHIC DATA

## TOTAL NUMBER OF FIRMS: 8

4 Hispanic-owned  
(80% of SBE-G&S)

1 African-American owned  
(20% of SBE-G&S)

0 Caucasian owned  
(0% of SBE-G&S)

3 Woman-owned  
(60% of SBE-G&S)

# NON-SBE FIRMS BREAKDOWN (LIST ALL FIRMS)

Subcontractor	Tier	Scope of Work	Contract Value w/ Change Orders	Diversity Data
Advanced Stucco	1	Stucco	\$1,863,153.29	Caucasian Male
AlliedBean Demolition	1	Demolition	\$621,708.00	Caucasian Male
Alpha Insulation	1	Insulation	\$255,206.00	Caucasian Male
B&I	1	Plumbing/HVAC	\$18,922,167.00	Caucasian Male
Crawford Tracey	1	Curtainwall	\$3,238,022.00	Caucasian Male
Dash Door	1	Interior Glazing	\$662,901.00	Caucasian Male
Kenpat	1	Fireproofing	\$814,898.00	Caucasian Male
Lotspiech Comp of Florida	1	Doors, Frames and HW	\$1,248,401.00	Caucasian Male
Lotspeich Drywall	1	Drywall and ACT	\$9,229,520.00	Caucasian Male
Oneill Flooring	1	Vinyl Flooring	\$1,610,341.00	Caucasian Female
Malcolm Drilling	1	Drilling	\$767,600.00	Caucasian Male



# NON-SBE FIRMS BREAKDOWN (LIST ALL FIRMS)

Subcontractor	Tier	Scope of Work	Contract Value w/ Change Orders	Diversity Data
Quorum DBA Takeform	1	Signage Interior and Exterior	\$374,630.00	Caucasian Male
Recreational Design and Construction	1	Pool	\$795,032.00	Caucasian Male
Stabil	1	Concrete	\$1,641,750.00	Caucasian Male
Translogic DBA Swisslog	1	Pneumatic Tubes	\$172,133.00	Caucasian Male
Tri City Electric	1	Electrical	\$13,648,581.00	Caucasian Male
Wilkie Sanderson	1	Millwork	\$1,518,941.00	Caucasian Male

Total \$ contracted  
Non-SBE  
**\$ 69,883,361.94**

Total % contracted  
Non-SBE  
**55%**

Total \$ paid-to-date  
Non-SBE  
**\$71,442,524.74**

Total % paid-to-date  
Non-SBE  
**Enter 56%**

# NON-SBE DEMOGRAPHIC DATA

## TOTAL NUMBER OF FIRMS: 17

0 Hispanic-owned  
(0% of Non-SBE)

0 African-American owned  
(0% of Non-SBE)

0 Caucasian owned  
(0% of Non-SBE)

1 Woman-owned  
(6% of Non-SBE)

# DEMOGRAPHIC DATA SBE VS NON-SBE FIRMS:

## SBE Firms = Total

20 Hispanic-owned  
(48% of SBE-C and G&S)

8 African-American owned  
(20% of SBE-C and G&S)

3 Caucasian owned  
(7% of SBE-C and G&S)

10 Woman-owned  
(24% of SBE-C and G&S)

## Non-SBE Firms = Total

0 Hispanic-owned  
(0% of Non-SBE)

0 African-American owned  
(0% of Non-SBE)

0 Caucasian owned  
(0% of Non-SBE)

1 Woman-owned  
(6% of Non-SBE)

THANK YOU

**DTC Vertical Expansion  
(Turner Construction Company)**

# Jackson DTC Vertical Expansion



CM SBE Advisory Board Update

**Turner**

# Jackson DTC Project Team



**Howard Gropper, LEED® AP**  
**Project Manager, Turner Construction**  
HGropper@tcco.com | (305) 322-2966

**Kate Molinero**  
**Field Engineer, Turner Construction**  
kmolinero@tcco.com | (786) 439-9146

**Turner**

# Project Goals

- 21.6% SBE - Construction Goal on Cost of Work
- .25% SBE - Good and Services Goal on Cost of Work



# Current Contract Scope

- Design Assist – Preconstruction (Steel, roofing, doors, windows, interior & exterior partitions, MEP)
  - No SBE goal for Preconstruction
- GMP 1: Steel Mill Order ODP
- GMP 2: Enabling Scope (demolition, concrete, MEP), Structural Steel, General Requirements
- GMP 3: Concrete, Masonry, Long Lead – Elevators/Curtain Wall/Windows
- GMP 4: Remaining Shell, Envelope, MEP, Finishes

## Construction Cost of Work to Date

Total dollar value of all awarded (GMP 1-4)	Total dollar value of Cost of Work	Total dollar value of payments received from Jackson
\$56,789,031	\$48,946,936	\$6,556,643
Total dollar value contracted to SBE-C to date (GMP 1-4)	Total number of SBE-C contracted to date (GMP 1-4)	Total dollars paid to SBE-C to date (GMP 1-4)
\$7,386,414	7 SBE-C Tier	\$2,152,967
Total dollar value contracted to SBE G&S to date (GMP 1-4)	Total number of SBE G&S contracted to date (GMP 1-4)	Total dollars paid to SBE G&S to date (GMP 1-4)
\$8,388	1 SBE G&S	\$5,330

Total percentage contracted all SBE-C to date: **15.09%**

Total percentage contracted all SBE-G&S to date: **0.02%**

(Total dollar value contracted to SBEs divided by Cost of Work = SBE percentage)

## SBE Construction Contracts Tiers 1 - 4

Subcontractor	Tier	Scope of Work	Contract Value w/ Change Orders	Diversity Data
Cami-Axle	1 <sup>st</sup>	CIP concrete	\$670,424.00	Hispanic American/Male
George's Welding Services Inc.	1 <sup>st</sup>	Structural Steel	2,773,255.00	Hispanic American/Male
Hodges Erectors (George's Welding)	2 <sup>nd</sup>	Structural Steel	1,530,685.00	Hispanic American/Male
John Bell Construction	1 <sup>st</sup>	Masonry	471,038.00	Hispanic American/Male
Merrick Industrial Mgmt. Corp	1 <sup>st</sup>	General Trades	528,032.29	Caucasian/Male
Metropolitan Plumbing (B&I)	2 <sup>nd</sup>	Plumbing	1,294,650.00	Hispanic American/Male
Osorno Group (B&I)	2 <sup>nd</sup>	Plumbing	118,330.00	Hispanic American/Male

## Demographic Data SBE-C

6 Hispanic owned  
SBE-C Firms  
(100% of SBE-C)

0 African American  
owned SBE-C Firms  
(0% of SBE-C)

1 Caucasian owned  
SBE-C Firms  
(0% of SBE-C)

## SBE G&S Contracts Tiers 1 & Tiers 2

Subcontractor	Tier	Scope of Work	Contract Value w/ Change Orders	Diversity Data
E. R. Brownell	1 <sup>st</sup>	Surveying	\$8,338	Hispanic American/Male

## Demographic Data SBE G&S

1 Hispanic owned  
SBE G&S Firms  
(100% of SBE-G&S)

0 African American  
owned SBE G&S Firms  
(0% of SBE-G&S)

0 Caucasian owned  
SBE G&S Firms  
(0% of SBE-G&S)

**Cruise Terminal F Expansion  
(Lemartec Corporation)**

Project #	Project Name	Prime	SBE/Const. Subcontractor	Start Date	Contract Award	CSBE Award	Amount Paid to GC	Amount Paid to CSBE	CSBE Part.	% Complete
DB19-SEA-01	Design-Build Services for Cruise Terminal F	Lemartec		8/27/20	\$ 109,336,839.19	\$ 9,741,912.37	\$ 5,188,156.60		8.91%	4.75%
	Goal (8.91 of Construction Contract Amount%)	CSBE Firm	A-1 All Florida Painting	Not Started		\$ 1,646,525.00		\$ -	1.51%	0.00%
		CSBE Firm	Paradise Awnings Corporation	2/8/21		\$ 13,981,373.00		\$ 644,063.81	12.79%	4.61%
		CSBE Firm	Imperial Flooring	Not Started		\$ 1,394,000.00		\$ -	1.27%	0.00%
							\$ -			
							\$ -			
	<b>Subtotal (SBE/Construction Trade Set-Aside)</b>				\$ 109,336,839.19	\$ 17,021,898.00	\$ 5,188,156.60	\$ 644,063.81	15.57%	

**PROJECTS WITH SBE/ SERVICES**

Project #	Project Name	Prime	SBE/Services Subcontractor	Start Date	Contract Award	SBE/SERVICES	Amount Paid to GC	Amount Paid to All Subs	SBE/AE Part.	% Complete
DB19-SEA-01	Design-Build Services for Cruise Terminal F	Lemartec	<b>Not Submitted yet</b>	8/27/20	\$ 109,336,839.19	\$ 4,373,473.57	\$ 5,819,272.46		4.00%	5.32%
	Goal (4% of Construction Contract Amount)								0.00%	
									0.00%	
	<b>TOTAL SBE/Construction PARTICIPATION</b>				\$ 109,336,839.19	\$ -	\$ 5,819,272.46	\$ -	0.00%	

**PROJECTS WITH SBE/A&E**

Project #	Project Name	Prime	DBE Subcontractor	Start Date	Contract Award	AE Award	Amount Paid to GC	Amount Paid to All Subs	AE Part.	% Complete
DB19-SEA-01	Design-Build Services for Cruise Terminal F	Lemartec		8/27/20	\$ 6,648,670.60	\$ 1,329,720.31	\$ 4,415,007.50		20%	66.40%
	Goal (20% of AE Contract Amount)		Curtis & Rogers Design Studio	8/27/20		\$ 66,486.71		\$ 11,250.00	1%	16.92%
			SDM Consulting Engineers, Inc	8/27/20		\$1,325,956.00		\$ 686,182.23	20%	51.75%
								\$ -		
								\$ -		
	<b>TOTAL AE PARTICIPATION</b>				\$ 6,648,670.60	\$ 1,392,442.71	\$ 4,415,007.50	\$ 697,432.23	<b>21%</b>	

**Poole & Kent Company of Florida**





ISD – Small Business Development

SBE-Construction Advisory Board  
Bi-Monthly Report



CD 2.15(1) PLANT 2 CLUSTER 1 DIGESTER UPGRADES

March 1, 2021 – May 1, 2021

**PROJECT NUMBER:** WASD Contract Number S-889

**OVERALL CONTRACT SCOPE OF WORK:** The overall scope of this Consent Decree project at Central District WWTP includes, but is not limited to, the replacement of all existing equipment, valves, piping; and appurtenances; electrical panels, conduits, cables, and lighting; instrumentation and controls; building mechanical; doors, windows and louvers within the digester Control Building and inside Digester Tank Nos. 1, 2, and 4; new digester covers for Digester Tank Nos. 1,2, and 4; new valve vault for Digester Cluster 1, replacement of all digester header yard piping beyond the valve vault which connects the Plant 2 Digester Clusters (including sanitary, hot water supply, hot water return, thickened sludge, and digester gas yard piping beyond valve vault); extension of the existing Electrical Room at the Control Building; structural repairs to and recoating of Control Building and Digester Tank Nos. 1, 2, and 4; and demolition of existing electrical substation buildings in order to construct two new electrical substation buildings.

**CONTRACTUAL DATES**

Notice to Proceed Date: October 31, 2016  
End Date: June 18, 2021

**CONTRACT AMOUNT**

Award Amount: \$26,411,043.21  
Amount Paid-To-Date: \$23,314,516.84  
*Paid for work performed through February 25, 2021*

**SBE PARTICIPATION GOALS**

SBE-Construction Goal: 10.10% / \$2,717,425.20  
SBE-Goods and Services Goal: 1.80% / \$484,293.60



ISD – Small Business Development

## SBE-Construction Advisory Board Bi-Monthly Report



### CD 2.15(1) PLANT 2 CLUSTER 1 DIGESTER UPGRADES

March 1, 2021 – May 1, 2021

#### SBE UTILIZATION PLAN

- Company Name: Mar’s Contractors, Inc.  
SBE Type: SBE-Construction Firm

Scope of Work: Furnish and install the following mechanical equipment and construction of related systems.

- Furnish and install digester mixing system.
- Furnish and install four (4) sludge heat exchangers.
- Furnish and install digester gas handling equipment.
- Furnish and install pressure reducing valves.
- Furnish and install High-Density Polyethylene Pipe and Fittings.
- Furnish and install Stainless Steel Pipe and Fittings.
- Provide start-up assistance and Owner training for the referenced equipment systems.

Committed Percentage:	8.00%
Award Amount:	\$2,259,127.89 (8.55%)
Amount Paid-To-Date:	\$2,208,001.46 (8.36%)

- Company Name: Sunshine State Air Conditioning  
SBE Type: SBE-Construction Firm

Scope of Work: Furnish and install the following HVAC equipment and construction of related systems.

- Furnish, install, and construct hangers and supports for HVAC Piping and Equipment.
- Furnish and install insulation for duct and HVAC piping.
- Furnish and install HVAC instrumentation and controls.
- Furnish, install, and construct metal ductwork systems.
- Furnish and install fan equipment.
- Furnish and install copper refrigeration tube, diffusers, registers, and grilles.
- Furnish and install air handling units and air conditioning equipment.
- Provide start-up assistance and Owner training for the referenced equipment systems.

Committed Percentage:	2.10%
Award Amount:	\$577,433.09 (2.19%)
Paid-To-Date:	\$511,573.36 (1.94%)



ISD – Small Business Development

## SBE-Construction Advisory Board Bi-Monthly Report



### CD 2.15(1) PLANT 2 CLUSTER 1 DIGESTER UPGRADES

March 1, 2021 – May 1, 2021

- Company Name: Corcel Corp.  
SBE Type: SBE-Goods

Scope of Supply: Furnish and deliver mechanical materials (ductile iron pipe and fittings).

Committed Percentage: 1.80%  
Award Amount: \$746,018.76 (2.82%)  
Amount Paid-to-Date: \$746,018.76 (2.82%)

#### ***Additional SBE Participation***

- Company Name: Transamerica Construction Company  
SBE Type: SBE-Construction

Scope of Work: Furnish and install concrete, precast concrete, reinforcing steel, masonry, stucco, ballast blocks, lathing and plastering to construct Plant 2 – Cluster Control, New Electrical Room, and Operations Building; Electrical Substation Building 15A, Electrical Substation Building 16A, and miscellaneous concrete structures (valve vault, sidewalks, digester tank corbels, gas flares structure, digester tanks ballast blocks, etc.).

Percentage: 0.00% | Award Amount: \$1,506,542.99 (5.70%) | Paid-To-Date: \$1,414,371.77 (5.36%)

- Company Name: Lehman Pipe and Plumbing  
SBE Type: SBE-Goods

Scope of Supply: Furnish and deliver miscellaneous mechanical materials (dismantling joints, miscellaneous pipe, valves, and fittings).

Percentage: 0.00% | Award Amount: \$89,179.70 (0.34%) | Amount Paid-to-Date: \$89,179.70 (0.34%)

- Company Name: All American Precast Company  
SBE Type: SBE-Goods

Scope of Supply: Furnish and deliver 4 precast concrete manholes (sanitary sewer).

Percentage: 0.00% | Award Amount: \$8,248.72 (0.03%) | Amount Paid-To-Date: \$8,248.72 (0.03%)



ISD – Small Business Development

SBE-Construction Advisory Board  
Bi-Monthly Report



CD 2.15(1) PLANT 2 CLUSTER 1 DIGESTER UPGRADES

March 1, 2021 – May 1, 2021

ACHIEVED SBE PARTICIPATION GOALS

SBE-Type	Project Goal		Committed		Additional		Total	
	Percent	Dollar Value	Percent	Dollar Value	Percent	Dollar Value	Percent	Dollar Value
SBE-CONS	10.10%	\$2,515,425.20	10.74%	\$2,836,560.98	5.70%	\$1,506,542.99	16.44%	\$4,343,103.97
SBE-G	1.80%	\$448,293.60	2.82%	\$746,018.76	0.37%	\$97,428.42	3.19%	\$843,447.18

ISSUES OR CONCERNS WITH SBE PROGRAM OR SBE FIRMS

- 1) Payments from WASD are untimely resulting in delayed payments to SBE firm(s).
- 2) SBD personnel perform site investigations and either request information and/or documentation or provide Notice of Intent to Violate (NOIV) anywhere from 6 months to 18 months after the site investigation, making it difficult to take corrective measures.

DEMOGRAPHICS FOR COMMITTED SBE FIRMS

SBE-Construction Firm(s)	SBE-Goods Firm(s)
Company: Mar's Contractors, Inc.	Company: Corcel Corp.
Owner Ethnicity: African American	Ethnicity: Hispanic
Owner Gender: Female	Owner Gender: Male
Company Location: Miami, 33186	Company Location: Miami, 33142
Participation Percentage: 8.55%	Participation Percentage: 2.82%
Participation Amount: \$2,259,127.89	Participation Amount: \$746,018.76
Company: Sunshine State Air Conditioning	
Owner Ethnicity: Hispanic	
Owner Gender: Male	
Company Location: Miami, 33014	
Participation Percentage: 2.19%	
Participation Amount: \$577,433.09	

**CD 1.07 SDWWTP DIGESTERS & CONTROL BUILDING UPGRADES, ACID PHASE AND SUBSTATION 7 & 8**

March 1, 2021 – May 1, 2021

**PROJECT NUMBER(S):** WASD Contract Number S-897

**OVERALL CONTRACT SCOPE OF WORK:** The overall scope of this Consent Decree project at South District WWTP includes, but is not limited to, the complete rehabilitation and repair of Clusters 1 and 2 including replacement of all existing equipment, valves, piping and appurtenances, electrical panels, conduits, cables, lighting, instrumentation and controls, building mechanical, architectural doors, windows, and louvers within Clusters 1 and 2 Control Building and inside Digester Tank Nos. 1 through 8; new digester floating covers for Digester Tank Nos. 1 through 8; extension of the existing Electrical Room at Clusters 1 and 2 Control Building; structural repairs to and recoating of Control Building and Digester Tank Nos. 1 through 8; new hot water piping loop from existing Cogeneration building to Clusters 1, 2, 3 and new hot water supply system within the existing Cogeneration Building; new digester gas flares, new digester gas, thickened sludge, digested sludge, utility water, potable water, and cooling water supply/return yard piping, valves, vaults, and appurtenances between the existing Sludge Concentrators, Digesters Clusters 1, 2, 3, and Cogeneration Buildings; including demolition of existing yard piping, valves, and appurtenances and support and relocation of existing utilities; demolition of all electrical equipment inside existing Substation No. 7 and 8 Building; the construction of a new Substations No. 7 and No. 8 Building, including related site civil, architectural, structural, building mechanical, electrical, and instrumentation and controls; new electrical and instrumentation and control ductbanks conduit and cabling between new and existing facilities. This project includes construction of a new Acid Phase digester complex. This includes the construction of four (4) digester tanks, a control building, and an electrical building, including related site civil, architectural and structural, process mechanical systems, building mechanical, electrical and instrumentation and controls, painting and protective coatings; gas piping; new yard piping valves, vaults, and appurtenances to the Acid Phase Digester Complex, and support and relocation of existing utilities.

**CONTRACTUAL DATES**

Notice to Proceed Date: August 8, 2018  
End Date: July 13, 2023

**CONTRACT AMOUNT**

Award Amount: \$93,361,000.00  
Amount Paid-To-Date: \$63,140,237.20  
*Paid for work performed through February 2021*

**CD 1.07 SDWWTP DIGESTERS & CONTROL BUILDING UPGRADES, ACID PHASE AND SUBSTATION 7 & 8**

March 1, 2021 – May 1, 2021

**SBE PARTICIPATION GOALS**

SBE-Construction Goal: 10.24% / \$9,560,166.40  
SBE-Goods Goal: 00.86% / \$802,904.60

**SBE UTILIZATION PLAN**

- Company Name: Eli's Mechanical Corp.  
SBE Type: SBE-Construction Firm

Scope of Work: Furnish and install the following mechanical equipment and construction of related systems.

- Furnish and install louvers.
- Furnish and install HVAC equipment and construct systems (hangers and supports, duct insulation, HVAC piping insulation, metal ductwork systems, fan equipment, diffusers, registers, and grilles, air filtration units, air conditioning equipment).
- Furnish and install eight (8) linear motion mixers.
- Furnish and install twelve (12) sludge heat exchangers.
- Furnish and install two (2) shell and plate heat exchangers.
- Furnish and install four (4) centrifugal multi-stage blowers including new control panels and motors.

Committed Percentage: 10.24%  
Award Amount: \$9,761,501 (10.45%)  
Amount Paid-To-Date: \$7,950,059.52 (8.52%)

- Company Name: Corcel Corp.  
SBE Type: SBE-Goods

Scope of Supply: Furnish and deliver mechanical materials (plug valves).

Committed Percentage: 0.86%  
Award Amount: \$841,888.20 (0.90%)  
Amount Paid-to-Date: \$844,431.37 (0.90%)

**Additional SBE Participation**

- Company Name: Gomez & Son Fence Corp.  
SBE Type: SBE-Construction

**CD 1.07 SDWWTP DIGESTERS & CONTROL BUILDING UPGRADES, ACID PHASE AND SUBSTATION 7 & 8**

March 1, 2021 – May 1, 2021

Scope of Work: Furnish and install chain link fencing at the Acid Phase Digestion Area and the Substation 7 and 8 Area.

Percentage: 0.00% | Award Amount: \$37,300 (0.04%) | Amount Paid-To-Date: \$1,340

- Company Name: Lehman Pipe and Plumbing  
 SBE Type: SBE-Goods

Scope of Supply: Furnish and delivery miscellaneous mechanical materials (pipe, valves, and fittings).

Percentage: 0.00% | Award Amount: \$232,656.89 (0.25%) | Amount Paid-To-Date: \$232,656.89

**ACHIEVED SBE PARTICIPATION GOALS**

SBE-Type	Project Goal		Committed		Additional		Total	
	Percent	Dollar Value	Percent	Dollar Value	Percent	Dollar Value	Percent	Dollar Value
SBE-CONS	10.24%	\$9,560,166.40	10.46%	\$9,761,501.00	0.04%	\$37,300.00	10.50%	\$9,798,801.00
SBE-G	0.86%	\$802,904.60	0.90%	\$841,888.20	0.25%	\$232,656.89	1.15%	\$1,074,545.09

**ISSUES OR CONCERNS WITH SBE PROGRAM OR SBE FIRMS**

- 1) Payments from WASD are untimely resulting in delayed payments to SBE firm(s).
- 2) SBD personnel perform site investigations and either request information and/or documentation or provide Notice of Intent to Violate (NOIV) anywhere from 6 months to 18 months after the site investigation, making it difficult to take corrective measures.

**DEMOGRAPHICS FOR COMMITTED SBE FIRMS**

SBE-Construction Firm(s)	SBE-Goods/Services Firm(s)
Company: Eli's Mechanical Corp.	Company: Corcel Corp.
Owner Ethnicity: Hispanic	Ethnicity: Hispanic
Owner Gender: Male	Owner Gender: Male
Company Location: Hialeah, 33018	Company Location: Miami, 33142
Participation Percentage: 10.45%	Participation Percentage: 0.90%
Participation Amount: \$9,761,501	Participation Amount: \$841,888.20



ISD – Small Business Development

SBE-Construction Advisory Board  
Bi-Monthly Report



**CD 2.15(2) PLANT 2 CLUSTER 2 DIGESTER UPGRADES**

March 1, 2021 – May 1, 2021

**PROJECT NUMBER:** WASD Contract Number S-909

**OVERALL CONTRACT SCOPE OF WORK:** The overall scope of this Consent Decree project at Central District WWTP includes, but is not limited to, the replacement of all existing equipment, valves, piping; and appurtenances; electrical panels, conduits, cables, and lighting; instrumentation and controls; building mechanical; and architectural doors, windows, and louvers within the Digester Cluster Control Building No. 2 and inside Digester Tank Nos. 5, 6, 7, and 8; new digester covers for Digester Tank Nos. 5, 6, 7, and 8; new valve vault for Digester Cluster 2, replacement of all digester header yard piping beyond the valve vault which connects the Plant 2 Digester Clusters (including sanitary, hot water supply, hot water return, thickened sludge, and digester gas yard piping beyond valve vault); extension of the existing Electrical Room at the Control Building; structural repairs to and recoating of Control Building and Digester Tank Nos. 5, 6, 7, and 8.

**CONTRACTUAL DATES**

Notice to Proceed Date: July 10, 2018  
End Date: April 21, 2022

**CONTRACT AMOUNT**

Award Amount: \$29,227,440  
Amount Paid-To-Date: \$24,876,554.19  
*Paid for work performed through March 15, 2021*

**SBE PARTICIPATION GOALS**

SBE-Construction Goal: 10.43% / \$3,048,421.99  
SBE-Goods and Services Goal: 2.71% / \$729,063.62





ISD – Small Business Development

## SBE-Construction Advisory Board Bi-Monthly Report



### CD 2.15(2) PLANT 2 CLUSTER 2 DIGESTER UPGRADES

March 1, 2021 – May 1, 2021

#### SBE UTILIZATION PLAN

- Company Name: Eli's Mechanical Corp.  
SBE Type: SBE-Construction Firm

Scope of Work: Furnish and install the following mechanical equipment and construction of related systems.

- Furnish and install digester mixing system.
- Furnish and install two (2) centrifugal multistage blowers.
- Furnish and install mechanical/process piping.
- Provide start-up assistance and Owner training for the referenced equipment systems.

Committed Percentage:	7.00%
Award Amount:	\$3,096,019 (10.59%)
Amount Paid-To-Date:	\$2,581,643.05 (8.83%)

- Company Name: Sunshine State Air Conditioning  
SBE Type: SBE-Construction Firm

Scope of Work: Furnish and install the following HVAC equipment and construction of related systems.

- Furnish, install, and construct hangers and supports for HVAC Piping and Equipment.
- Furnish and install insulation for duct and HVAC piping.
- Furnish and install HVAC instrumentation and controls.
- Furnish, install, and construct metal ductwork systems.
- Furnish and install fan equipment.
- Furnish and install copper refrigeration tube, diffusers, registers, and grilles.
- Furnish and install air filtration units and air conditioning equipment.
- Provide start-up assistance and Owner training for the referenced equipment systems.

Committed Percentage:	1.50%
Award Amount:	\$455,000 (1.56%)
Amount Paid-To-Date:	\$127,170 (0.44%)

- Company Name: Transamerica Construction Company  
SBE Type: SBE-Construction



SBE-Construction Advisory Board  
Bi-Monthly Report



ISD – Small Business Development

CD 2.15(2) PLANT 2 CLUSTER 2 DIGESTER UPGRADES

March 1, 2021 – May 1, 2021

Scope of Work: Furnish and install concrete, precast concrete, reinforcing steel, masonry, stucco, ballast blocks, lathing and plastering to construct Plant 2 – Cluster Control, New Electrical Room, and Operations Building and miscellaneous concrete structures (valve vault, sidewalks, concrete pipe supports, digester tank corbels, gas flares structure, digester tanks ballast blocks, etc.).

Committed Percentage: 2.00%  
Award Amount: \$708,201.32 (2.42%)  
Amount Paid-To-Date: \$617,349.85 (2.11%)

- Company Name: Corcel Corp.  
SBE Type: SBE-Goods

Scope of Supply: Furnish and deliver mechanical materials (ductile iron pipe and fittings, butterfly valves, plug valves, expansion joints).

Committed Percentage: 2.71%  
Award Amount: \$877,200.65 (3.00%)  
Amount Paid-to-Date: \$879,503.95% (3.01%)

**Additional SBE Participation**

- Company Name: Gomez & Son Fence  
SBE Type: SBE-Construction

Scope of Work: Furnish and install chain link fence.

Percentage: 0.00% | Award Amount: \$12,788 (0.04%) | Amount Paid-To-Date: \$11,509.20 (0.04%)

- Company Name: Lehman Pipe and Plumbing  
SBE Type: SBE-Goods

Scope of Supply: Furnish and deliver miscellaneous mechanical materials (dismantling joints, miscellaneous pipe, valves, and fittings).

Percentage: 0.00% | Award Amount: \$113,474.08 (0.40%) | Amount Paid-To-Date: \$113,474.08



**SBE-Construction Advisory Board  
Bi-Monthly Report**



ISD – Small Business Development

**CD 2.15(2) PLANT 2 CLUSTER 2 DIGESTER UPGRADES**

March 1, 2021 – May 1, 2021

**ACHIEVED SBE PARTICIPATION GOALS**

SBE-Type	Project Goal		Committed		Additional		Total	
	Percent	Dollar Value	Percent	Dollar Value	Percent	Dollar Value	Percent	Dollar Value
SBE-CONS	10.43%	\$3,048,421.99	14.57%	\$4,259,220.32	0.04%	\$12,788.00	14.62%	\$4,272,008.32
SBE-G	2.71%	\$792,063.62	3.01%	\$879,503.95	0.39%	\$113,474.08	3.40%	\$992,978.03

**ISSUES OR CONCERNS WITH SBE PROGRAM OR SBE FIRMS**

- 1) Payments from WASD are untimely resulting in delayed payments to SBE firm(s).
- 2) SBD personnel perform site investigations and either request information and/or documentation or provide Notice of Intent to Violate (NOIV) anywhere from 6 months to 18 months after the site investigation, making it difficult to take corrective measures.

**DEMOGRAPHICS FOR COMMITTED SBE FIRMS**

SBE-Construction Firm(s)	SBE-Goods Firm(s)
Company: Eli's Mechanical Corp.	Company: Corcel Corp.
Owner Ethnicity: Hispanic	Ethnicity: Hispanic
Owner Gender: Male	Owner Gender: Male
Company Location: Hialeah, 33018	Company Location: Miami, 33142
Participation Percentage: 10.59%	Participation Percentage: 3.01%
Participation Amount: \$3,096,019	Participation Amount: \$879,503.95
Company: Sunshine State Air Conditioning	
Owner Ethnicity: Hispanic	
Owner Gender: Male	
Company Location: Miami, 33014	
Participation Percentage: 1.56%	
Participation Amount: \$455,000	
Company: Transamerica Construction Company	
Owner Ethnicity: Hispanic	
Owner Gender: Male	
Company Location: Miami, 33137	
Participation Percentage: 2.41%	
Participation Amount: \$705,841.95	



ISD – Small Business Development

SBE-Construction Advisory Board  
Bi-Monthly Report



CD 1.05(2) EFFLUENT PUMP STATION ELECTRICAL IMPROVEMENTS FOR PUMPS 1 THROUGH 6

March 1, 2021 – May 1, 2021

**PROJECT NUMBER:** WASD Contract Number S-922

**OVERALL CONTRACT SCOPE OF WORK:** The overall scope of this Consent Decree project at South District WWTP includes, but is not limited to, electrical improvements at the Effluent Pump Station 1. The referenced pump station consists of twelve (12) vertical turbine pumps which pump treated effluent from the plant to the injection wells onsite. The electrical improvements include replacing the motors for existing Effluent Pumps 1 through 6 with new 900 horsepower motors, and the construction of a new two-story electrical building which will house all new electrical switchgear, transformers, motor control centers, variable frequency drives, and other electrical & control equipment for pump station operation.

**CONTRACTUAL DATES**

Notice to Proceed Date: October 3, 2019  
End Date: October 21, 2021

**CONTRACT AMOUNT**

Award Amount: \$25,576,690  
Amount Paid-To-Date: \$18,902,895.39  
*Paid for work performed through March 15, 2021*

**SBE PARTICIPATION GOALS**

SBE-Construction Goal: 8.62% / \$2,204,710.68  
SBE-Goods Goal: 3.03% / \$774,973.71



ISD – Small Business Development

## SBE-Construction Advisory Board Bi-Monthly Report



### CD 1.05(2) EFFLUENT PUMP STATION ELECTRICAL IMPROVEMENTS FOR PUMPS 1 THROUGH 6

March 1, 2021 – May 1, 2021

#### SBE UTILIZATION PLAN

- Company Name: Transamerica Construction Company  
SBE Type: SBE-Construction

Scope of Work: Furnish all concrete, reinforcing steel, masonry, structural precast concrete, grouting, and stucco required to construct the new Effluent Pump Station No. 1 Electrical Building and perform modifications to the existing Effluent Pump Station No. 1 Facility.

Committed Percentage:	8.62%
Award Amount:	\$2,265,192.14 (8.86%)
Amount Paid-To-Date:	\$2,045,057.53 (8.00%)

- Company Name: Sunshine State Air Conditioning  
SBE Type: SBE-Construction Firm

Scope of Work: Furnish and install the following HVAC equipment and construction of related systems.

- Furnish, install, and construct hangers and supports for HVAC Piping and Equipment.
- Furnish and install all louvers.
- Furnish and install insulation for duct and HVAC piping.
- Furnish and install HVAC instrumentation and controls.
- Furnish, install, and construct metal ductwork systems.
- Furnish and install fan equipment.
- Furnish and install diffusers, registers, and grilles.
- Furnish and install air filtration units and air conditioning equipment – water cooled.
- Provide start-up assistance and Owner training for the referenced equipment systems.

Committed Percentage:	2.00%
Award Amount:	\$672,700 (2.63%)
Amount Paid-To-Date:	\$162,000 (0.63%)

- Company Name: Corcel Corp.  
SBE Type: SBE-Goods

Scope of Supply: Furnish and deliver electrical equipment (switchgear, transformers, panelboards, switches, etc.)



ISD – Small Business Development

### SBE-Construction Advisory Board Bi-Monthly Report



## CD 1.05(2) EFFLUENT PUMP STATION ELECTRICAL IMPROVEMENTS FOR PUMPS 1 THROUGH 6

March 1, 2021 – May 1, 2021

Committed Percentage:	3.03%
Award Amount:	\$846,968.80 (3.31%)
Amount Paid-to-Date:	\$818,128.63 (3.20%)

#### Additional SBE Participation

- Company Name: JJAS Door Installations, Inc.  
SBE Type: SBE-Construction

Scope of Work: Furnish and install thirteen (13) stainless steel doors with frames and related finish hardware.

Percentage: 0.00% | Award Amount: \$90,242 (0.35%) | Amount Paid-To-Date: \$2,815.56

- Company Name: Gomez & Son Fence  
SBE Type: SBE-Construction

Scope of Work: Furnish and install chain link fence with gates.

Percentage: 0.00% | Award Amount: \$17,980 (0.07%) | Amount Paid-To-Date: \$0.00

- Company Name: Lehman Pipe and Plumbing  
SBE Type: SBE-Goods

Scope of Supply: Furnish and deliver miscellaneous mechanical materials.

Percentage: 0.00% | Award Amount: \$13,374.70 (0.05%) | Amount Paid-To-Date: \$13,374.70

#### ACHIEVED SBE PARTICIPATION GOALS

SBE-Type	Project Goal		Committed		Additional		Total	
	Percent	Dollar Value	Percent	Dollar Value	Percent	Dollar Value	Percent	Dollar Value
SBE-CONS	8.62%	\$2,204,710.68	11.49%	\$2,937,892.14	0.42%	\$108,222.00	11.91%	\$3,046,114.14
SBE-G	3.03%	\$774,973.71	3.31%	\$846,968.80	0.05%	\$13,374.70	3.36%	\$860,343.50



ISD – Small Business Development

### SBE-Construction Advisory Board Bi-Monthly Report



## CD 1.05(2) EFFLUENT PUMP STATION ELECTRICAL IMPROVEMENTS FOR PUMPS 1 THROUGH 6

March 1, 2021 – May 1, 2021

#### ISSUES OR CONCERNS WITH SBE PROGRAM OR SBE FIRMS

- 1) Payments from WASD are untimely resulting in delayed payments to SBE firm(s).
- 2) SBD personnel perform site investigations and either request information and/or documentation or provide Notice of Intent to Violate (NOIV) anywhere from 6 months to 18 months after the site investigation, making it difficult to take corrective measures.

#### DEMOGRAPHICS FOR COMMITTED SBE FIRMS

SBE-Construction Firm(s)	SBE-Goods Firm(s)
Company: Transamerica Construction Company	Company: Corcel Corp.
Owner Ethnicity: Hispanic	Ethnicity: Hispanic
Owner Gender: Male	Owner Gender: Male
Company Location: Miami, 33137	Company Location: Miami, 33142
Participation Percentage: 8.86%	Participation Percentage: 3.31%
Participation Amount: \$2,265,192.14	Participation Amount: \$846,968.80
Company: Sunshine State Air Conditioning	
Owner Ethnicity: Hispanic	
Owner Gender: Male	
Company Location: Miami, 33014	
Participation Percentage: 2.63%	
Participation Amount: \$672,000	



ISD – Small Business Development

SBE-Construction Advisory Board  
Bi-Monthly Report



DESIGN-BUILD SERVICES FOR THE CONSTRUCTION OF SOUTH AND CENTRAL DISTRICT WWTP  
SLUDGE THICKENING AND DEWATERING BUILDINGS

March 1, 2021 – May 1, 2021

**PROJECT NUMBER(S):** ISD Project Number DB18-WASD-02  
WASD Contract Numbers S-884 & S-888  
CD Project Numbers 1.06, 1.08, 2.12, 2.13, 2.16, 2.18

**OVERALL CONTRACT SCOPE OF WORK:** The overall scope of this Consent Decree project is to provide all resources and professional services to perform the planning, engineering design, coordination with Water and Sewer Operations, permitting, construction, furnishing of all materials, fabrication and installation, labor and equipment necessary for the construction of all civil/site, process mechanical, architectural, structural, electrical, instrumentation, plumbing, Heat Ventilation Air Conditioning (HVAC), fire protection, odor control components and all other necessary components to facilitate successful design, construction and commissioning of the new Sludge Thickening and Dewatering Building located at South District WWTP and the new Dewatering/Thickening Facilities located at Central District WWTP.

**CONTRACTUAL DATES**

Notice to Proceed Date: July 6, 2020  
End Date: June 26, 2023

**CONTRACT AMOUNT**

Award Amount: \$195,555,440  
(Design \$16,341,600 / Construction \$179,213,840)

Amount Paid-To-Date: \$20,022,672.11  
*Paid for work performed through March 5, 2021*

**SBE PARTICIPATION GOALS**

SBE-A/E Goal: 14.00% / \$2,287,824  
SBE-Construction Goal: 9.43% / \$16,899,865.11  
SBE-Goods Goal: 2.00% / \$3,584,276.80





SBE-Construction Advisory Board  
Bi-Monthly Report




ISD – Small Business Development

DESIGN-BUILD SERVICES FOR THE CONSTRUCTION OF SOUTH AND CENTRAL DISTRICT WWTP  
SLUDGE THICKENING AND DEWATERING BUILDINGS

March 1, 2021 – May 1, 2021

**SBE UTILIZATION PLAN**

- Company Name: Dodec, Inc.  
SBE Type: SBE-Construction Firm  
Scope of Work: Furnish and install mechanical equipment (centrifuges) and construction of related mechanical systems.  
Committed Percentage: 3.29%  
Award Amount: \$6,538,680 (3.65%)  
Amount Paid-To-Date: \$25,000
  
- Company Name: Eli's Mechanical Corp.  
SBE Type: SBE-Construction Firm  
Scope of Work: Furnish and install mechanical equipment and construction related mechanical systems. Mechanical equipment includes Gravity Belt Thickeners, Pumps, Polymer System, Ferric Feed Equipment, and related.  
Committed Percentage: 3.01%  
Award Amount: \$7,190,746 (4.01%)  
Amount Paid-To-Date: \$118,857.46
  
- Company Name: Sunshine State Air Conditioning  
SBE Type: SBE-Construction Firm  
Scope of Work: Furnish and install all HVAC equipment and construction of related HVAC systems.  
Committed Percentage: 2.58%  
Award Amount: Subcontract has not been issued, pending finalization of design.  
Amount Paid-To-Date: \$0.00
  
- Company Name: Mar's Contractors, Inc.  
SBE Type: SBE-Construction Firm  
Scope of Work: Furnish and install all plumbing equipment/material and construction of related plumbing systems.  
Committed Percentage: 0.67%  
Award Amount: Subcontract has not been issued, pending finalization of design.  
Amount Paid-To-Date: \$0.00



SBE-Construction Advisory Board  
Bi-Monthly Report



ISD – Small Business Development

DESIGN-BUILD SERVICES FOR THE CONSTRUCTION OF SOUTH AND CENTRAL DISTRICT WWTP  
SLUDGE THICKENING AND DEWATERING BUILDINGS

March 1, 2021 – May 1, 2021

- Company Name: Corcel Corp.  
SBE Type: SBE-Goods  
Scope of Supply: Furnish and deliver mechanical equipment (biofilter system), mechanical materials (pipe, fittings, and valves) and related.  
Committed Percentage: 1.65%  
Award Amount (Equip): \$1,922,242.94 (1.07%)  
Award Amount (Material): Purchase Order has not been issued, pending finalization of design.  
Amount Paid-to-Date: \$0.00
  
- Company Name: Lehman Pipe and Plumbing Supply, Inc.  
SBE Type: SBE-Goods  
Scope of Supply: Furnish and deliver mechanical materials (pipe, valves, and fittings).  
Committed Percentage: 0.35%  
Award Amount: Purchase Order has not been issued, pending finalization of design.  
Amount Paid-to-Date: \$0.00

**ACHIEVED SBE PARTICIPATION GOALS**

SBE-Type	Project Goal		Committed		Additional		Total	
	Percent	Dollar Value	Percent	Dollar Value	Percent	Dollar Value	Percent	Dollar Value
SBE-CONS	9.55%	\$17,114,921.72	10.91%	\$19,553,875.80	0%	\$0.00	10.91%	\$19,553,875.80
SBE-G	2.00%	\$3,584,276.80	2.00%	\$3,584,276.80	0%	\$0.00	2.00%	\$3,584,276.80

\*\* This project is design-build and currently at the 60% design phase. Additional subcontracts and purchase orders will be issued to the committed SBE firms accordingly.

**ISSUES OR CONCERNS WITH SBE PROGRAM OR SBE FIRMS**

- 1) Payments from WASD are untimely resulting in delayed payments to SBE firm(s).
- 2) SBD personnel perform site investigations and either request information and/or documentation or provide Notice of Intent to Violate (NOIV) anywhere from 6 months to 18 months after the site investigation, making it difficult to take corrective measures.



**SBE-Construction Advisory Board  
Bi-Monthly Report**



ISD – Small Business Development

**DESIGN-BUILD SERVICES FOR THE CONSTRUCTION OF SOUTH AND CENTRAL DISTRICT WWTP  
SLUDGE THICKENING AND DEWATERING BUILDINGS**

March 1, 2021 – May 1, 2021

**DEMOGRAPHICS FOR COMMITTED SBE FIRMS**

<b>SBE-Construction Firm(s)</b>	<b>SBE-Goods Firm(s)</b>
Company: Eli's Mechanical Corp.	Company: Corcel Corp.
Owner Ethnicity: Hispanic	Ethnicity: Hispanic
Owner Gender: Male	Owner Gender: Male
Company Location: Hialeah, 33018	Company Location: Miami, 33142
Participation Percentage: 4.01%	Participation Percentage: 1.65%
Participation Amount: \$7,190,746	Participation Amount: \$2,957,028.36
Company: Dodec, Inc.	Company: Lehman Pipe and Plumbing Supply
Owner Ethnicity: African American	Ethnicity: White
Owner Gender: Male	Owner Gender: Female
Company Location: Hialeah, 33018	Company Location: Miami, 33142
Participation Percentage: 3.65%	Participation Percentage: 0.35%
Participation Amount: \$6,538,680	Participation Amount: \$627,248.44
Company: Mar's Contractors, Inc.	
Owner Ethnicity: African American	
Owner Gender: Female	
Company Location: Miami, 33186	
Participation Percentage: 0.67%	
Participation Amount: \$1,200,732.73	
Company: Sunshine State Air Conditioning	
Owner Ethnicity: Hispanic	
Owner Gender: Male	
Company Location: Miami Gardens, 33014	
Participation Percentage: 2.58%	
Participation Amount: \$4,623,717.07	

**CDWWTP Oxygen Production  
(PCL Construction, Inc.)**

**MIAMI-DADE COUNTY  
CDWWTP OXYGEN PRODUCTION FACILITY  
DB17-WASD-01  
SBE ADVISORY BOARD MEETING (MAY-2021)**



# OVERALL CONTRACT SCOPE OF WORK

- › The new Central District Wastewater Treatment Plant Oxygen Production Facility Project consists of a new building that will house the two 90-ton per day Vacuum Pressure Swing Adsorption (VPSA) oxygen production units.
- › These units will supply oxygen to the Oxygenation Trains to support the biological process of the water treatment. The square footage of the project is approximately 35,000 sf. The construction of the project involves auger cast piles, cast in place concrete, precast wall panels, precast double tees, mechanical equipment, electrical equipment, HVAC equipment, and instrumentation.



# PROJECT INFORMATION



- › **Project No.** DB17-WASD-01
- › **Notice to Proceed Date:** March 29<sup>th</sup>, 2019
- › **Project Final Completion:** June 7<sup>th</sup>, 2022
- › **Project Award amount:** \$57,904,062.00
- › **Project Paid Amount:** \$41,372,127.85
- › **Applicable Contract Goals:**
  - › Construction: **7.42%**
  - › Goods and Service: **1.10%**
  - › A&E: **17.13%** (of Design Cost)



# SBE FIRMS – CONSTRUCTION (ONLY)



- Construction SBE Goal: **7.42%**

AMOUNT REQUIRED PER PRIME CONTRACT			
Name of Firms	Description of Work	Agreement Req %	Agreement Req Amount
Transamerica Construction Company	Concrete, Precat Double Tees	5.09%	\$ 2,503,811.39
Sunshine State Air Conditioning, Inc.	HVAC	2.25%	\$ 1,106,792.86
Thunder Demolition Inc.	Demolition	0.20%	\$ 98,381.59
		<b>7.54%</b>	\$ 3,708,985.84

ACTUAL AMOUNT BASED ON CONTRACTS ISSUED TO SUBCONTRACTORS			
Name of Firms	Description of Work	Actual Contract %	Actual Contract Amount
Transamerica Construction Company	Concrete, Precat Double Tees	6.31%	\$ 3,104,134.62
Sunshine State Air Conditioning, Inc.	HVAC	2.89%	\$ 1,421,337.26
Thunder Demolition Inc.	Demolition	0.16%	\$ 80,333.72
		<b>9.36%</b>	\$ 4,605,805.60

ACTUAL AMOUNT BASED ON PAID TO DATE			
Name of Firms	Description of Work	% Paid to Date	Amount Paid to Date
Transamerica Construction Company	Concrete, Precat Double Tees	5.74%	\$ 2,821,948.40
Sunshine State Air Conditioning, Inc.	HVAC	1.82%	\$ 893,769.00
Thunder Demolition Inc.	Demolition	0.16%	\$ 80,333.72
		<b>7.72%</b>	\$ 3,796,051.12



# SBE FIRMS – DEMOGRAPHIC / ETHNICITY

› Demographic Data:

› 3 Hispanic owned SBE-Con firms totaling 100%

Name of Firms	Ethnicity	Goal Percentage	Ethnicity Participation %	Dollar Amount
Transamerica Construction Company	Hispanic - Male	6.21%	33.3%	\$3,054,795.55
Sunshine State Air Conditioning, Inc.	Hispanic - Male	2.89%	33.3%	\$1,421,337.26
Thunder Demolition, Inc.	Hispanic - Male	0.16%	33.3%	\$80,333.72
<b>Total</b>	-	<b>9.26%</b>	<b>100%</b>	<b>\$4,556,466.53</b>

**Design, Build, Finance, Operate, Maintain Civil  
and Probate Courthouse**

# MIAMI-DADE COUNTY NEW CIVIL AND PROBATE COURTHOUSE

## SBE ADVISORY BOARD MEETING

May 2021



# PROJECT SBE GOALS



- Miami-Dade County New Civil and Probate Courthouse Project consists of a new Courthouse Building, 24 stories high, with a parking basement and additional parking in the portions of the first and second elevated levels. The square footage is approximately 612,000 square feet of usable area, plus approximately 30,000 square feet of parking, for a total of approximately 642,000 square feet of gross building area. The project has approximately 24,000 square feet of footprint, which essentially covers the entire parcel of land and will provide 47 new courtrooms.
- The Project SBE Goals for the Project is 13.11 % SBE - Construction

# Current State SBE Contractor Information

---

Overall contract scope of work: New courthouse building, 24 stories high. Scope consists of site work, building shell, building envelope, interiors, furniture, fixtures and equipment, mechanical systems, life safety systems, electrical systems, security and access control.

Notice to Proceed Date: January 24, 2020. Date of Contract Close, same as NTP.  
End Date: January 22, 2024

Project award amount: \$262,767,000.00, of which \$174, 566,214.00 is the estimated subcontracted cost of the project.

Project paid amount: \$42,885,520.24

Applicable contract goals: SBE-Con Program: 13.11%

SBE firms meeting the goals: Please refer to slides 7 and 8

Goal Achieved in % and \$: Goal: 13.80% totaling minimum \$24,089,057. Portions are committed and in process of contracting.

# Summary

## SBE Contractors & Vendors

1st Tier Contractor	2nd Tier Contractors (SBE)	2nd Tier Contractors (NOT SBE)	3rd Tier Contractors (SBE)
Tutor Perini Corp	Titan Construction Group	George's Welding	R&G Engineering
		Capform	
	Commercial Interior Contractors	Building Envelope Systems	Trojan Builders Inc
		Fisk Electric	TRU-PROOF INC
	John Bell Construction	Acousti Engineering	Low Voltage Systems, Inc
		3MB	Jorin Construction Mgmt

# Summary

## Approved SBE Participation (Dollar Amounts)

---

Titan Construction Group Inc	\$181,130
Trojan Builders Inc	\$10,447,500
TRU-PROOF INC	\$1,000,000
Low Voltage Systems, Inc	\$3,000,000
Jorin Construction Mgmt	\$4,550,000
John Bell Comstruction	\$2,431,087
Hodges Erectors	\$450,000
Commercial Interior	\$1,994,340
R&G Engineering	\$35,000

# EXPECTED % SBE PARTICIPATION

Expected SBE % 13.80





CONTRACT NO. and TITLE: MIAMI DADE COUNTY COURTHOUSE

Contract Value: \$ 174,566,214.00  
 Modified Contract Value: \$ 174,566,214.00  
 Required 13.11% \$ 22,885,631.00

SCHEDULE OF SBE PARTICIPATION

Rev 1 Dated: May 17, 2021

Name, Address, Telephone Number of D/M/WBE (including name of contact person). Federal I.D. # or Social Security Number	Description of Work, Products and/or Services to be provided	CONTRACT AMOUNT (% COMMITED)	Agreed Dollar Amount of SBE Subcontract	SBE % of Total Contract Price	Paid Amount	ISSUES OR CONCERNS	SBE scope- Projected Start and Completion Date
Titan SBE 1401 SW 1st Street, Suite A Miami, FL 33135 305-213-6837 <a href="mailto:swdiaz@titan-cg.com">swdiaz@titan-cg.com</a> Fed. ID #: Samuel Diaz	Carpentry, Miscellaneous labor-Contract with TPC	\$181,130	\$181,130	0.10%	\$181,130	NONE	March 2020 to August 2020 (COMPLETED)
Trojan Builders SBE 55 NW 9th Ave Homestead, FL 33030 561-848-4110 Fed. ID #: Rocky Bowe	Steel, Reinforcing and Structural-Lower tier sub to Capform	NEGOTIATED ( AGREEMENT IN PROCESS )	\$10,447,500	5.98%	Work not started	NONE	September 2021 to September 2022
TRU-PROOF INC SBE 8431 SW 100th Street Mimai, FL 33156 <a href="mailto:eparedes@besmiami.com">eparedes@besmiami.com</a> Fed. ID #: Eusebio Paredes	Alum/Glass Curtain Wall - Lower tier sub to Building Envelope Systems	NEGOTIATED ( AGREEMENT IN PROCESS )	\$1,000,000	0.57%	Work not started	NONE	January 2022 to December 2023
Low Voltage SBE 1440 NW 78th Avenue Doral, FL 33126 <a href="mailto:DLAMAS@LOWVSYSTEM.COM">DLAMAS@LOWVSYSTEM.COM</a> Fed. ID #: Denis Lamas	Electrical, Low Voltage-Lower tier to Fisk Electric	NEGOTIATED ( AGREEMENT IN PROCESS )	\$3,000,000	1.72%	Work not started	NONE	January 2022 to December 2023
Jorrin SBE 13301 SW 194 AVE Miami, FL 33255 <a href="mailto:jorrinmcm@aol.com">jorrinmcm@aol.com</a> Fed. ID #: Gonzalo J. Jorrin	Gypsum Wallboard and Accoustical-Lower tier to Acousti Engineering	NEGOTIATED ( AGREEMENT IN PROCESS )	\$4,550,000	2.61%	Work not started	NONE	January 2022 to December 2023
John Bell SBE 260 Palermo Ave Coral Gables, FL 33134 <a href="mailto:jazz@johnbellconstruction.com">jazz@johnbellconstruction.com</a> Fed. ID #: Jazz Machin	Masonry-Contract with TPC	NEGOTIATED ( AGREEMENT IN PROCESS )	\$2,431,087	1.39%	Work not started	NONE	November 2021 to November 2022

CONTRACT NO. and TITLE: MIAMI DADE COUNTY COURTHOUSE

Contract Value: \$ 174,566,214.00  
 Modified Contract Value: \$ 174,566,214.00  
 Required 13.11% \$ 22,885,631.00

SCHEDULE OF SBE PARTICIPATION

Rev 1 Dated: May 17, 2021

Name, Address, Telephone Number of D/M/WBE (including name of contact person). Federal I.D. # or Social Security Number	Description of Work, Products and/or Services to be provided	CONTRACT AMOUNT (% COMMITED)	Agreed Dollar Amount of SBE Subcontract	SBE % of Total Contract Price	Paid Amount	ISSUES OR CONCERNS	SBE scope- Projected Start and Completion Date
Hodges Erectors SBE 100 S. Biscayne Blvd, Suite 1015 Miami, FL 33131 <a href="mailto:jorge.amador@hodgeserectors.com">jorge.amador@hodgeserectors.com</a> Fed. ID #: Jorge Amador	Miscellaneous Metals- Lower tier to George's Welding Services	NEGOTIATED ( AGREEMENT IN PROCESS )	\$450,000	0.26%	Work not started	NONE	January 2022 to December 2023
Commercial SBE 1799 NW 22ND ST Miami, FL 33142 Fed. ID #: Eloise Gonzalez	Carpet and VCT-Contract with TPC	NEGOTIATED ( AGREEMENT IN PROCESS )	\$1,994,340	1.14%	Work not started	NONE	August 2023 to December 2023
R&G Engineering SBE 10830 NW 23 Stre 786-236-4817 Miami, FL 33172 305-470-1905 <a href="mailto:rgarcia@randgeng.com">rgarcia@randgeng.com</a> Fed. ID #: Ramon Garcia	Water & Sewer Lines-Lower tier sub to 3MB Const	\$35,000	\$35,000	0.02%	To be paid in May 2021 \$35,000	NONE	March 2021 to April 2021 (COMPLETED)
Bidder/ Proposed <b>Tutor Perini Corporation</b> Authorized Representative: _____ Authorized Signature: _____ Address: _____ Telephone No. _____ Date: _____							
Level of Participa		\$24,089,057					
% of Goal Achiev		13.80%					

# THANK YOU!



We truly appreciate the opportunity to present before this Board  
and to be of service to the community of



## **March 15, 2021 Meeting Minutes**

**Small Business Enterprise Construction  
Advisory Board Meeting Minutes  
March 15, 2021  
SBD Main Conference Room**

Start: 1:10PM  
Stop: 1:51PM

Appointed: 9  
Quorum: 5

(E)=Excused (U) =Unexcused

<u>PRESENT</u>	<u>ABSENT</u>
William Derrer (Chairperson)	Alejandro Munilla
Jessie Bernard Houston	Marcus Thermes
Dorothy Brown-Alfaro	
Anthony R. Gomez	
Elsie K. Hamler	
Remy Mackowski	
Jeovanni R. Tarafa	

- I. **Welcome/Introductions** – Michou Jean (SBD) called the meeting to order at 1:10 PM. She advised that Board members and SBD staff are to be present, physically, in person and all other participants will be watching virtually through Zoom.
  
- II. **SBD Section Reports**
  - a. **SBE – Construction Business Outreach and Education (BOE)**
    - i. The report was presented by Lawanda Wright-Robinson (SBD Section Chief).
    - ii. The data for the report was collected from January 1, 2021 to February 28, 2021. Throughout this time Small Business Development (SBD) worked with firms to answer questions and assist with any issues or concerns. Ms. Wright- Robinson advised that the data presented reflects these actions.
  
  - b. **SBE- Project Review & Analysis**
    - i. The report was presented by Laurie Johnson (SBD Section Chief).
    - ii. Dorothy Brown-Alfaro questioned the total amount of awarded projects awarded to date compared to the total value of listed bids. Ms. Johnson provided clarification by explaining that some of the listed projects have not been awarded and all due dates have not been reached yet.
    - iii. Ms. Johnson explained that 250 local firms were assisted with the instruction process to apply to different COVID-19 financial assistance.
  
  - c. **SBE – Construction Utilization Report**
    - i. The report was presented by Patrick Hines (SBD Sr. Professional Services Specialist).
    - ii. The report collected data from December 1, 2020 to March 1, 2021.
    - iii. Ms. Brown- Alfaro inquired about the disparity amongst Hispanics and Black within the set aside category, which should be further discussed in the subcommittee meeting.

**Small Business Enterprise Construction  
Advisory Board Meeting Minutes  
March 15, 2021  
SBD Main Conference Room**

**d. SBE – Construction Certification Report**

- i. The report was presented by Laurie Johnson (SBD Section Chief).
- ii. The report collected data from December 1, 2020 to March 1, 2021.
- iii. Ms. Johnson (SBD Section Chief) provided a list of firms that graduated and certified. The report also included the demographic composition of those firms.
- iv. Ms. Brown- Alfaro questioned why the total number of certified firms has decreased if only one firm graduated, Ms. Johnson explained that the number can decrease based on a variety of reasons such as eligibility reviews and Covid-19.

**III. Construction Management Reporting**

**a. Miscellaneous Construction Contract (MCC 8-10)**

- ii. The report was presented by Carolyn Modeste (MCM).
- iii. The MCC 8-10 contract expires August 28, 2021 and there is not another MCC-9 in place.
- iv. Chairperson William Derrer is concerned with why MCC-8 coming to an end but MCC-9 has yet to be awarded. The board requested the status of MCC-9 from the department.

**b. Project A- Jackson North Medical Center (OHL Arellano Construction Co.)**

- i. The report was presented by Lino Gonzalez of OHL Arellano Construction Co. (OHL).
- ii. Numbers on report regarding contract goals were incorrect and should be resubmitted in a revised report.
- iii. Chairperson Derrer and Ms. Hamler requested future reports to include total dollar values based on ethnicity.

**c. Project B- Jackson West Medical Center (Yates Construction)**

- i. The report was presented by Steve Lopez for Howard Rice.
- ii. Chairperson Derrer questioned if a problem was foreseen to meet the set goal, Mr. Lopez explained that the process has been long, but he does not foresee a problem with reaching the goal. The project is estimated to finish around June. There is an estimated 70% completed.

**d. Project C – JMH CEP Upgrades (Skanska USA Building, Inc.)**

- i. Kenneth Robertson with Jackson Health System Spoke on behalf of Project C. Skanska asked to be excused due to medical reasons. Skanska will report at the next meeting.
- ii. Item deferred.

**e. Project D- JMH Main Floor Modernizations (Skanska USA Building, Inc.)**

- i. Kenneth Robertson with Jackson Health System spoke on behalf of Project D. Skanska asked to be excused due to medical reasons. Within the next meeting Project D should be 100% closed out.
- ii. Item deferred.

**Small Business Enterprise Construction  
Advisory Board Meeting Minutes  
March 15, 2021  
SBD Main Conference Room**

**f. Project E- Jackson South Medical Center (Turner Construction Company)**

- i. The report was presented by Beatrice Pabon for George Preininger.
- ii. The scope of the protege was questioned, Mr. Kenneth Robertson provided clarification of the scope of work is to manage the project as part of general conditions.

**g. Project F- Christine E. Lynn Rehabilitation Hospital (Turner Construction Company)**

- i. The report was presented by Teresa Giralt on behalf of Eric Van Hook (Turner).
- ii. Total contracted SBE-C's total paid to date and total percentage paid to date was calculated inaccurately and Ms. Giralt will should correct them.
- iii. Ms. Brown- Alfaro questioned whether the total money contracted SBE-G/S was composed of multiple SBE-C's. Ms. Giralt confirmed that it was.

**h. DTC Vertical Expansion (Turner Construction Company)**

- i. The report was presented by Peggy West on behalf Alex Caballo (Turner).
- ii. End date for project has been extended to July 21,2021.
- iii. Numbers on report were based on Turner instead of BMWS (Business Management Workforce System), Ms. West was not available to update report however she did correct the numbers and share them with the board.
- iv. Ms. Hamler requested that the data is broke down into a dollar amount instead of number of firms for the next report.

**i. Foundry Project Flash (Miller Construction Company)**

- i. The report was presented by Kasey Mauney
- ii. New goals are based on the new plan the project needs to be developed, since previous goals no longer apply since the project has been revamped.
- iii. Ms. Hamler questioned why the previous goal was very low, Laurie Johnson will review the previous goal, evaluate why the goal was set low, and report back to the board.

**j. New Cruise Terminal V-Terminal H (Suffolk Construction Company, Inc.)**

**k. Cruise Terminal F Expansion (Lemartec Corporation)**

- i. This report was presented by Diego Natale.
- ii. Chairperson Derrer questioned if the goals will be met and Mr. Natale assured the Board that he is confident that goals will be met.

**l. Poole & Kent Company of Florida**

- i. This report was presented by Brian MacClugage for Wendy Campbell.
- ii. Dorothy Brown-Alfaro asked about the makeup goal, Mr. MacClugage provided the goal as well as percentage.
- iii. Mr. MacClugage explained how committed percentages are determined.

**Small Business Enterprise Construction  
Advisory Board Meeting Minutes  
March 15, 2021  
SBD Main Conference Room**

- m. CDWWTP Oxygen Production (PCL Construction, Inc.)**
        - i. Item deferred.
      - n. Design, Build, Finance, Operate, Maintain Civil and Probate Courthouse**
        - i. Item deferred.
  - IV. Old Business**
    - a. Approval of January 11, 2021 Meeting Minutes**
      - i. Dorothy Brown-Alfaro motioned to approve the meeting minutes and member Jeovanni R. Tarafa seconded the motion. (Approved 7-0)
- V. New Business**
  - a. Discussion about incorporating enforcement on prompt payments**
    - i. Item deferred.
  - b. Request for future agenda items**
    - i. Chairperson Derrer requested to limit future information being presented in meetings in order to be able to get through entire set agenda.
    - ii. Create a standard format for future meetings to solve time constraints.
    - iii. Old business will continue in the next meeting.
    - iv. Board requested an update on MCC-9 from the department since MCC-8 is completed.
    - v. Laurie Johnson will review the previous goal, evaluate why the goal was set low for project Foundry Project Flash, and report back to the board.
- VI. Reasonable opportunity for the public to be heard before County boards (Sec. 2-11.39.3).**
  - a. No Speakers.
- VII. Adjournment** - Meeting adjourned by board member Chairperson Derrer at 1:51 p.m.