

**SMALL BUSINESS ENTERPRISE
CONSTRUCTION
MEETING**

May 16, 2022

Miami-Dade County
SMALL BUSINESS ENTERPRISE - CONSTRUCTION
ADVISORY BOARD MEETING

Monday, May 16, 2022@1:00 p.m.

Virtual Meeting Zoom URL:

<https://miamidade.live/SBE-ConstructionAdvisoryBoard>

Webinar ID: 954 5601 8608

AGENDA

- I. Welcome/Introductions (5 min)**
- II. Discussions (15 min)**
 - a. Task log**
 - b. Recommendations**
 - c. Ongoing Construction Challenges**
- III. SBD Section Reports (15 min)**
 - a. SBE – Construction Business Outreach & Education.....***Lawanda Wright-Robinson*
SBD Business Outreach & Education
 - b. SBE – Construction Project Review & Analysis***Laurie Johnson*
SBD Project Review & Analysis
 - c. SBE – Construction Utilization Report.....***Rossi Siewnarine*
SBD Policy & Legislation Management
 - d. SBE – Construction Certification Report.....***Jeanise Cummings-Labossier*
SBD Certification
- IV. Construction Management Reporting (45 min)**
 - a. Miscellaneous Construction Contract MCC-8-10 (MCM Corporation)**
.....*Carolyn Modeste*
 - b. Project A- Jackson North Medical Center (OHL Arellano Construction Co.)**
.....*Lawrence Dow*
 - c. Project B- Jackson West Medical Center (W.G. Yates Construction)**
.....*Richard Gomez*
 - d. Project E- Jackson South Medical Center (Turner Construction Company)**
.....*Beatrice Pabon*
 - e. Project F- Christine E. Lynn Rehabilitation Hospital (Turner Construction)**
.....*Jordyn Hopkins*
 - f. DTC Vertical Expansion (Turner Construction Company)**
.....*Jordyn Hopkins*

- g. Foundry Flash (Miller Construction Company)**
..... Kasey Mauney
- h. Cruise Terminal F Expansion (Lemartec Corporation)**
..... *Diego Natale*
- i. NDWWTPP CLARIFIERS CD3.02.2 (Kiewit Infrastructure South, Co.)**
..... *David Austin*
- j. CDWWTP Oxygen Production (PCL Construction, Inc.)**
..... *Mike Hernandez*
- k. Design, Build, Finance, Operate, Maintain Civil and Probate Courthouse**
..... *Armando Perez*
- l. Grove Central Mixed-Use (Juneau Construction)**
..... *Antonio Souza*
- m. Poole & Kent Company of Florida**
..... *Brian MacClugage*
- V. Old Business (15 min)**

 - a.** Approval of March 21, 2022, Meeting Minutes
 - b.** Contracts Over 25 Million Report
- VI. New Business (15 min)**

 - a.** Request for future agenda items
- VII. Reasonable opportunity for the public to be heard before County boards (Sec. 2-11.39.3) – (5 min)**
- VIII. Adjournment (5 min)**

Delivering Excellence Every Day
NEXT MEETING: Monday, July 18, 2022, 1:00 P.M

Table of Contents

| Agenda | |
|---|----|
| Task Log | 1 |
| Recommendations | 2 |
| SBE - Construction Business Outreach & Education | 3 |
| SBE – Project Review & Analysis | 4 |
| SBE – Construction Utilization Report | 5 |
| SBE – Construction Certification Report | 6 |
| Miscellaneous Construction Contract MCC-8-10 (MCM Corporation) | 7 |
| Project A – Jackson North Medical Center (OHL Arellano Construction Co.) | 8 |
| Project B- Jackson West Medical Center (W.G. Yates Construction) | 9 |
| Project E- Jackson South Medical Center (Turner Construction Company) | 10 |
| Project F – Christine E. Lynn Rehabilitation Hospital (Turner Construction Company) | 11 |
| DTC Vertical Expansion (Turner Construction Company) | 12 |
| Foundry Project Flash (Miller Construction Company) | 13 |
| Cruise Terminal F Expansion (Lemartec Corporation) | 14 |
| NDWWTPP Clarifiers (Kiewit Infrastructure South, Co.) | 15 |
| Design, Build, Finance, Operate, Maintain Civil and Probate Courthouse (Plenary Justice Miami LLC) | 16 |

| | |
|--|----|
| Grove Central Mixed-Use (Juneau Construction) | 17 |
| S-889 CD 2.15(1) Plant 2 Cluster 1 Digester Upgrades | |
| S-897 SDWWTP Digester & Control BLD | |
| S-909 CDWWTP Plant 2 Cluster 2 Digester | |
| S-884 & S-888 Design build Thickening Sludge | |
| S-922CD 1.05.2 Effluent PS Electria (Poole & Kent Company of Florida) | 18 |
| March 21, 2022 Meeting Minutes | 19 |
| Contracts Over 25 Million Report | 20 |

Task Log

| SBE - Construction Advisory Board Task Log As of March 21, 2022 | | | | |
|--|---|------------|---|---|
| # | Task | Department | Comment | Status |
| 1 | Recommendation #1: Enforce prompt payment and streamline processing of SBE-Cs pay applications for base contract work and retainage. The tracking of these payments from the time that an SBE-C submits the pay application to the Prime or Miami-Dade County to the time that SBE-C is paid. The direct process will assist user departments in tracking and facilitate the contractors experience, which will encourage future business with Miami-Dade County. The Board of County Commissioners should mandate that each department fulfills this recommendation. | | SBD- is working on a write up (update at next advisory meeting) Dorothy will provide a document that was sent previously, regarding the recommendation | Approved by Construction Advisory Board (3/21/2022) |
| 2 | Recommendation #2: Streamline and avoid delays in prompt processing and approval of SBE-Cs change order work from the time that the SBE-C submit the change orders to the Prime or Miami-Dade County, to include the tracking of these change orders, and when the change order is approved, to include from the time that an SBE-C submits the pay application to the Prime or Miami-Dade County to the time that SBE-C is paid. The direct process will assist user departments in tracking and facilitate the contractors experience, which will encourage future business with Miami-Dade County. The Board of County Commissioners should mandate that each department fulfills this recommendation. | | Recommendation: to let it stay fixed like the davis Bacon's throughout the duration of the project | Approved by Construction Advisory Board (3/21/2022) |
| 3 | SBE-Cs should not be burden with the task to estimate what the future wage rates will be for projects under Miami Dade County Responsible Wages and Benefits Schedule because according to past SBE-Cs , as the rate increased per year, SBE-C were allowed to bill Miami Dade for the increase, or if the SBE-C bid on a job in 2022 and project was for five year, the wages was fixed at the 2022 rate until the project was completed, similar to the Davis Bacon Wages. | | Recommendation: to let it stay fixed like the davis Bacon's throughout the duration of the project | Language needs to be amended |
| 4 | SBE-Cs and local Trade organization should be allowed to provide industry input into both Miami Dade County Responsible Wages and the Davis Bacon Wages by amending the Administrative Order, Ordinance, and laws to include our input. | | Recommendation: different method will be used | Language needs to be amended |
| 5 | SBE-Cs and local Trade organization should be allowed to provide industry input into both Miami Dade County Responsible Wages and the Davis Bacon Wages by amending the Administrative Order, Ordinance, and laws to include our input. | | Recommendation: to reduce the percentages for penalties Recommendation: tier for penalties for affordability purposes | Language needs to be amended |
| | Recommendation #3: Outreach and educate contractors on their contract and what is allotted to them. That way all contractors know the process is to receive payment. SBE-C and non-SBE-C should be automatically paid interest when paid late by Prime and Miami-Dade County. Payment of interest should be tracked by Miami-Dade County. | | Item was deferred to amend language. | Language needs to be amended |
| 6 | Recommendation #4: Miami-Dade County Penalties of 20%, 40%, 60% needs to be reduced back to 10%, 20%, and 30%, again for small certified SBE-Cs and local trade organization should have input from the local industry and Miami-Dade should amend the Administrative Order, Ordinance, and laws to include the SBE-C and local trade organization input. The penalty should not be reduced for larger businesses. In addition, certified small businesses are to receive a warning for a first-time offense. | | | Approved by Construction Advisory Board (3/21/2022) |
| 7 | SBD and Miami Dade County should be required to provide the SBE-C advisory board members and all SBE-Cs with a draft copy of any and all legislation that will impact SBE-C prior to any legislation going before Miami Dade County Committees, Board of County Commissioners, and Mayor. | | | Pending |
| 8 | SBD should provide the SBE-C Advisory Board Member with updates as requested in previous zoom and in person meeting on how House Bill 735 will impact SBE-C and non-SBE-C business. What is SBD, Miami County Business Tax Division , Miami Dade County , and Miami County Construction Board plan of action to notify all trades that will be impacted by House Bill 735? How will HB 735 impact SBE-C certification. How will the SBE-Cs and non-SBE-C be able to provide a commercial useful service without having a business tax license in Miami Dade County by July 2023. | | Need more data to support that all departments at doing 200K or less prior to making a recommendation | Pending |

| | | | | |
|----|---|--|------------------------|-------------------|
| 9 | SBE-C Advisory Board members discussed adopting the Hillsborough County bond program whereby no bid, payment, and performance bond will be required for contracts \$500,000.00 and under in Miami Dade County. | | Implement | Pending |
| 10 | Request for un-completed action items that has been requested by the SBE-C Advisory Board is to remain on SBE-C future agendas until the task, item, and requested information has been provide and/or completed. | | Review document | Provided |
| 11 | SBE-C Advisory Board discussed in previous meeting increasing the trade dollar limits in the SBE-C Administrative Order, and Ordinance similar to Broward County. | | | Ongoing |
| 12 | SBE-C and non-SBE-C should be automatically paid interest when paid late by Prime and Miami Dade County and payment of interest should be tracked by Miami Dade County. | | | Pending |
| 13 | SBE-C overhead and profit should be increased on Miami Dade County Projects to include MCC-7040,MCC-7360, MCC-9, AND OTHER Miami Dade County projects, currently at 15%. | | | Pending |
| 14 | In previous SBE-C advisory board meetings, we requested copies of all departments process, flow charts, checklist, and procedures on prompt payment and processing of base contract , change order and retainage. | | | Provided |
| 15 | How is SBD and Miami Dade County notifying SBE-Cs and Miami Dade County Departments that MIAMI DADE COUNTY ,effective October 2020 per Florida state law can only hold 5% retainage on public projects. | | | Ongoing dicussion |
| 16 | How is SBD and Miami Dade County notifying SBE-Cs who are working under a Prime or Miami Dade County on these sky rocketing escalation cost for material which is resulting in SBE-Cs paying the Primes and Miami Dade County to work on County Projects. | | | Ongoing dicussion |
| 17 | MENTOR PROTEGE PROGRAM IN MIAMI DADE COUNTY | | Want a update from sbd | Pending |

Recommendations

SBE Construction Advisory Board

Sub-Committee Recommendations 3/21/2022

Recommendation #1: Enforce prompt payment and streamline processing of SBE-Cs pay applications for base contract work and retainage. The tracking of these payments from the time that an SBE-C submits the pay application to the Prime or Miami-Dade County to the time that SBE-C is paid. The direct process will assist user departments in tracking and facilitate the contractors experience, which will encourage future business with Miami-Dade County. The Board of County Commissioners should mandate that each department fulfills this recommendation.

Recommendation #2: Streamline and avoid delays in prompt processing and approval of SBE-Cs change order work from the time that the SBE-C submit the change orders to the Prime or Miami-Dade County, to include the tracking of these change orders, and when the change order is approved, to include from the time that an SBE-C submits the pay application to the Prime or Miami-Dade County to the time that SBE-C is paid. The direct process will assist user departments in tracking and facilitate the contractors experience, which will encourage future business with Miami-Dade County. The Board of County Commissioners should mandate that each department fulfills this recommendation.

Recommendation #3: Outreach and educate contractors on their contract and what is allotted to them. That way all contractors know the process is to receive payment. SBE-C and non-SBE-C should be automatically paid interest when paid late by Prime and Miami-Dade County. Payment of interest should be tracked by Miami-Dade County. Recommendation is being amended.

Recommendation #4: Miami-Dade County Penalties of 20%, 40%, 60% needs to be reduced back to 10%, 20%, and 30%, again for small certified SBE-Cs and local trade organization should have input from the local industry and Miami-Dade should amend the Administrative Order, Ordinance, and laws to include the SBE-C and local trade organization input. The penalty should not be reduced for larger businesses. In addition, certified small businesses are to receive a warning for a first-time offense.

SBE - Construction Business Outreach & Education

Internal Services Department
Small Business Development (SBD)
Small Business Enterprise –Construction Report
Business Outreach and Education Section
March 1, 2022 to April 29, 2022

| | | Total for Period | YTD Total |
|----------|---|------------------|-------------|
| Activity | Assistance Provided to Small Business Enterprise-Construction Program | | |
| 1 | Certification Assistance | 65 | 199 |
| 2 | Needs Assessment Meetings (NAMS) | 6 | 14 |
| 3 | Technical Assistance | 133 | 369 |
| 4 | Payment Issues | 3 | 9 |
| 4.1 | Payment Issues Related Dollars | \$456,255 | \$1,537,377 |
| 5 | Prompt Payment Issues | 0 | 1 |
| 5.1 | Prompt Payment Issues Related Dollars | 0 | \$134,780 |
| 6 | Contract Issues (Non-dollar related) | 0 | 5 |
| 7 | Contact with SBE-Construction Firms (emails highlighting contract opportunities | 5,600 | 15,208 |
| | | | |

| | | Total for Period | YTD Total |
|----------|---|------------------|-----------|
| Activity | Training, Education and Outreach Activities | | |
| 1 | Small Business Development (sponsored) Workshops and Forums | 1 | 7 |
| 1.1 | Number of Attendants | 52 | 154 |
| 2 | Partnership Workshops & Forums | 4 | 14 |
| 2.1 | Number of Firms (with whom contact was made) | 117 | 383 |
| Activity | Technical Training & Development Workshops | | |
| 3 | Compliance & Workforce Training | 1 | 1 |
| 3.1 | n/a | | |

SBE – Project Review & Analysis

Miami Dade County
Small Business Enterprise - Construction Services
Construction Projects Review Summary
March 1, 2022 – April 30, 2022

There were **38** projects reviewed for Small Business Enterprise - Construction measures during the period with a total estimated valued of **\$176,757,053.01**

MISCELLANEOUS CONSTRUCTION CONTRACT – MCC 7040

- SBE-CON Set Aside – **101** projects valued @ **\$22,379,298**



Small Business Development Division Proposal Review Summary

Date/Time Run: 5/3/2022 1:40:40 PM

| Department | Proposal Number | Description | Date Created | Estimated Value | Program | Applied Measure | % Applied Measure | Staff Member |
|---------------------------------|-----------------|---|--------------|-----------------|----------------|-----------------|-------------------|---------------------|
| Transportation and Public Works | 20210092 | Roadway improvements to NE 151 Street from East of Railroad Tracks to Bay Vista Boulevard | 4/6/2022 | \$12,358,724.61 | SBE - Con | No | 6.11% | Jhonnatan Escalante |
| | | | | | SBE - Services | No | 0.24% | Jhonnatan Escalante |
| Transportation and Public Works | 20220040 | Matheson Hammock Bridge Rehabilitation | 4/6/2022 | \$309,948.21 | SBE - Con | | 0.00% | Jhonnatan Escalante |
| Transportation and Public Works | 20220059 | Emergency Response for Street Lighting Restoration | 4/19/2022 | \$0.00 | DBE | | 10.65% | Jhonnatan Escalante |
| Transportation and Public Works | 20220060 | Emergency Response for Traffic Signals Restoration | 4/19/2022 | \$0.00 | | | 0.00% | Jhonnatan Escalante |
| Transportation and Public Works | 20220061 | Emergency Response for Sidewalk Repairs | 4/19/2022 | \$0.00 | | | 0.00% | Jhonnatan Escalante |
| Transportation and Public Works | 20220062 | Emergency Response for Ground Mounted Traffic Control Signs Restoration | 4/19/2022 | \$0.00 | | | 0.00% | Jhonnatan Escalante |
| Transportation and Public Works | 20220063 | Emergency Response for Pumping Operations | 4/19/2022 | \$0.00 | | | 0.00% | Jhonnatan Escalante |
| Transportation and Public Works | 20220064 | Emergency Response for Storm Drain Cleaning | 4/19/2022 | \$0.00 | | | 0.00% | Jhonnatan Escalante |
| Aviation | AA-147A | Global Concessions (Guava Java) Grease Traps Cc F and G | 3/4/2022 | \$108,796.00 | | | 0.00% | Robert Parson |
| Aviation | AB040A | MIA NTD Baggage Handling System Modification to the Inline Check Baggage Inspection System (CBIS) | 4/15/2022 | \$13,591,315.00 | | | 0.00% | Robert Parson |
| Aviation | AC-100A | HMS Host - Peet's Office - MIA North Terminal CcD Gate 51 Hold room | 3/8/2022 | \$811,880.00 | SBE - A&E | | 0.00% | Robert Parson |
| | | | | | SBE - Con | | 15.35% | Robert Parson |
| Aviation | AC-113A | AA MIA 787 Terminal Wi-Fi at Miami International Airport | 4/1/2022 | \$79,362.00 | | | 0.00% | Robert Parson |
| Aviation | BA-010A | CR Aviation TMB 40/50 YR. recertification repair | 4/13/2022 | \$135,700.00 | | | 0.00% | Robert Parson |



Small Business Development Division Proposal Review Summary

Date/Time Run: 5/3/2022 1:40:40 PM

| Department | Proposal Number | Description | Date Created | Estimated Value | Program | Applied Measure | % Applied Measure | Staff Member |
|-----------------------------------|-----------------------------------|---|--------------|-----------------|-----------|-------------------|-------------------|---------------------|
| Aviation | BA-016A | Frontier Airlines build out their crew rooms on 2nd & 3rd floor of CC F | 4/5/2022 | \$394,000.00 | SBE - Con | | 30.89% | Robert Parson |
| Aviation | BA-031A | AIClear Expansion of Services, Checkpoint F, 3rd FL Pre-Security | 4/28/2022 | \$16,265.71 | | | 0.00% | Robert Parson |
| Cultural Affairs | C22-CUA-Caleb-BOH | Joseph Caleb Auditorium Back-of House Addition and Renovations | 4/21/2022 | \$3,109,234.00 | | | 0.00% | Jhonnatan Escalante |
| Aviation | E21-MDAD-05 | Inspection Services and Environmental Oversight | 4/25/2022 | \$2,205,500.00 | | | 0.00% | Robert Parson |
| Aviation | E21-MDAD-06 | Inspection Services and Environmental Oversight | 4/25/2022 | \$2,205,500.00 | | | 0.00% | Robert Parson |
| FTX Arena | FTX-03-15-2022 | WA #16 – Concrete Restoration | 3/15/2022 | \$65,837.50 | SBE - Con | | 61.80% | Jhonnatan Escalante |
| Parks, Recreation and Open Spaces | HI-502501-18-005 | Charles Deering Estate Mangrove Boardwalk Reconstruction | 4/29/2022 | \$1,860,500.00 | SBE - Con | | 0.00% | Jhonnatan Escalante |
| Fire Department | ITQ No. FR-1957-22-PA (RTQ-01107) | Awning Station #46 | 4/26/2022 | \$5,000.00 | | | 0.00% | Alexandria Miller |
| Aviation | MCC AA126A-2 | AA126A-2 NTD AA Ramp Level Restrooms | 4/5/2022 | \$2,555,887.42 | | | 0.00% | Robert Parson |
| Aviation | MCC AA126A-3 | AA126A-3 NTD AA Ramp Level Restrooms | 4/6/2022 | \$2,023,978.04 | | | 0.00% | Robert Parson |
| Miami-Dade Police Department | PDCANOPY-1 (RTQ-01107) | Canopy | 4/26/2022 | \$50,000.00 | | | 0.00% | Alexandria Miller |
| Public Health Trust | RFQ 22-19202-KG | Jackson Medical Pavilion Signage | 4/12/2022 | \$140,000.00 | SBE - Con | Level 3 Set Aside | 100.00% | Jhonnatan Escalante |
| Solid Waste Management | RPQ No. 16673-22 | West Transfer Station Installation of Existing Generator and Related Services | 4/11/2022 | \$139,036.00 | SBE - Con | Level 1 Set Aside | 100.00% | Tyrone White Jr. |
| Seaport | RPQ No. 2021-010 | Construction Contract Services for Shore Power For Terminals | 3/31/2022 | \$94,848,965.94 | SBE - Con | | 0.00% | Tyrone White Jr. |



Small Business Development Division Proposal Review Summary

Date/Time Run: 5/3/2022 1:40:40 PM

| Department | Proposal Number | Description | Date Created | Estimated Value | Program | Applied Measure | % Applied Measure | Staff Member |
|---------------|------------------|--|--------------|-----------------|----------------|-----------------|-------------------|------------------|
| Seaport | RPQ No. 2021-034 | Cargo Yard Drainage Improvements Phase 1 (SFCT) | 3/18/2022 | \$1,629,760.00 | SBE - Con | | 15.09% | Tyrone White Jr. |
| | | | | | SBE - Goods | | 2.58% | Tyrone White Jr. |
| | | | | | SBE - Services | | 0.74% | Tyrone White Jr. |
| Water & Sewer | S-938 | Furnish And Install A 12-inch DIPS DR 11, PE 4710 High Density Polyethylene (HDPE) Pipe Employing Horizontal Directional Drilling Method In Rickenbacker Causeway from P.S. No. 60 To Arthur Lamb Jr. Road | 4/22/2022 | \$682,914.69 | SBE - Con | | 5.30% | Caesar Suarez |
| | | | | | SBE - Goods | | 0.00% | Caesar Suarez |
| Water & Sewer | S-970 | Ocean Outfall Legislation Program Construction Package CE-5, CDWWTP Municipal Injection Wells 10 & 11 | 3/14/2022 | \$27,902,707.00 | SBE - Con | | 0.93% | Caesar Suarez |
| | | | | | SBE - Goods | | 0.00% | Caesar Suarez |
| | | | | | SBE - Services | | 0.00% | Caesar Suarez |
| Water & Sewer | S-980 | South District Onsite Sodium Hypochlorite Tank No. 2 Repair | 4/22/2022 | \$2,299,682.00 | SBE - Con | | 11.18% | Caesar Suarez |
| | | | | | SBE - Goods | | 4.00% | Caesar Suarez |
| Aviation | TAC-N-AA167A | OPF - Off Lease Only Bldg. | 4/4/2022 | \$2,297,166.00 | SBE - Con | | 26.46% | Robert Parson |
| Aviation | TAC-N-AB023A | OPF - Off Lease Only LLC. Lot | 3/29/2022 | \$282,550.00 | SBE - Con | | 28.03% | Robert Parson |
| Aviation | TAC-N-AC 112A | SouthWest Airlines SWA Installation of Boarding elements signage at their 4 gates (G 9, G11, G15, G19) at CC G, 2nd Floor. TAC N AC 112-A | 3/7/2022 | \$79,109.52 | | | 0.00% | Robert Parson |
| Aviation | TAC-N-AC-078A | LATAM Salmon Door Installation | 4/26/2022 | \$131,216.00 | | | 0.00% | Robert Parson |
| Aviation | TAC-N-BA-014A | AA MIA-WiFi Refresh Cargo, Building 714 | 3/2/2022 | \$44,636.00 | | | 0.00% | Robert Parson |
| Aviation | TAC-N-BA-018A | AERO MIAMI I LIGHT POLE BLDG. 709-710 | 3/28/2022 | \$4,670.00 | | | 0.00% | Robert Parson |



Small Business Development Division Proposal Review Summary

Date/Time Run: 5/3/2022 1:40:40 PM

| Department | Proposal Number | Description | Date Created | Estimated Value | Program | Applied Measure | % Applied Measure | Staff Member |
|---------------------------------|-----------------|--|--------------|------------------|---------|-----------------|-------------------|---------------------|
| Transportation and Public Works | TP-0000006441 | Golden Glades Multimodal Transportation Facility - Technology Components | 4/14/2022 | \$4,387,211.37 | DBE | | 10.65% | Jhonnatan Escalante |
| Total | | | | | | | | |
| Totals for Construction | | | | \$176,757,053.01 | | | 1.95% | |
| Totals Count for Construction | | | | 38 | | | | |



Small Business Development Division Proposal Review Summary

Date/Time Run: 5/3/2022 1:40:40 PM

| | Estimated Value | % Applied Measure |
|---------------|------------------|-------------------|
| Report Totals | \$176,757,053.01 | 1.95% |
| Construction | \$176,757,053.01 | 1.95% |



INTERNAL SERVICE DEPARTMENT CAPITAL IMPROVEMENTS INFORMATION SYSTEM

MCC Out For Bids

Tuesday, May 3, 2022

Contracts out for bids from 3/1/2022 to 04/30/2022

| MCC No | Project Name | Est Amt | Bid Due Date | Insurance Approval Date | Bidders Add Date | PreBid Meeting Date |
|--|---|--------------|--------------|-------------------------|------------------|---------------------|
| AV: 7040-10271049-E | MIA Bldg 704 Emergency Structural Shoring | \$89,302 | 4/1/2022 | | 4/5/2022 | |
| AV: 7040-10278714-E | MIA Bldg 3089 Park 8 Emergency Structural Shoring of Beams and Repairs | \$64,237 | 7/22/2021 | | 4/8/2022 | |
| AV: 7040-AA066A | MIA Bldg 3089 Park-8 40 Year Electrical Repairs and Upgrades | \$532,959 | 4/13/2022 | | 3/7/2022 | 3/29/2022 |
| AV: 7040-AA153A | MIA Terminal D Stucco Replacement | \$1,624,964 | 5/25/2022 | | 4/8/2022 | 5/10/2022 |
| AV: 7040-AC017A-2022 | MDAD Fac. Dev. - Material Hauling and Proper Disposal Service Contract - 2022 | \$4,950,000 | 5/6/2022 | | 3/30/2022 | 4/12/2022 |
| AV: 7040-MDADBP-004 | MDAD MCC 7040 Work Order Based Program Emergency Priority Maint. Const. Services | \$200,000 | 4/27/2022 | | 3/9/2022 | 4/13/2022 |
| AV: 7040-MDADBP-005 | MDAD MCC 7040 Work Order Based Program Emergency Priority Maint. Const. Services | \$200,000 | 4/27/2022 | | 3/10/2022 | 4/13/2022 |
| AV: 7040-MDADPW-025 | MDAD/MCC Work Order-Based Program-Emer/Priority Maintenance Const Services - Pa | \$200,000 | 6/1/2022 | | 4/14/2022 | 5/17/2022 |
| AV: 7040-MDADPW-026 | MDAD/MCC Work Order-Based Program-Emer/Priority Maintenance Const Services - Pa | \$200,000 | 6/1/2022 | | 4/14/2022 | 5/17/2022 |
| AV: 7040-MDADTF-007 | MDAD MCC 7040 Work Order Based Program Emergency Priority Maint. Const. Serv. FLO | \$200,000 | 5/4/2022 | | 3/23/2022 | 4/20/2022 |
| AV: 7040-Y086G | 708 Building Expansion Joints and Cracks Restoration | \$3,601,634 | 5/11/2022 | | 3/30/2022 | 4/26/2022 |
| AV Total: 11 | | \$11,863,097 | | | | |
| CO: 7040-HPITSGATEREP | Inn Transition South Gate Repair | \$8,500 | 5/3/2022 | | 4/20/2022 | 4/26/2022 |
| CO: 7040-HPITSOFFREM | ITS Office Remediation | \$9,000 | 4/7/2022 | | 3/30/2022 | 4/5/2022 |
| CO Total: 2 | | \$17,500 | | | | |
| CR: 7040-CR-BC-WDoors2 | Boot Camp Windows and Doors | \$220,000 | 4/22/2022 | | 3/10/2022 | 3/18/2022 |
| CU: 7040-C22-CUA-MDCA02 | Miami-Dade County Auditorium Fire Alarm Monitoring Equipment Installation | \$15,000 | 4/20/2022 | | 4/5/2022 | 4/13/2022 |
| FR: 7040-MDFRD-721-USR-P | PAINTING OF USAR WAREHOUSE | \$20,000 | 5/5/2022 | | 4/14/2022 | 4/21/2022 |
| FR: 7040-MDFRD-720-HQ-GR | Spreading and Compaction of Limerock at MDFR HQ Bldg | \$9,750 | 3/4/2022 | | 3/2/2022 | |
| FR: 7040-MDFR-720-40YRHQ | HQ-40YR SITE LIGHTING | \$58,264 | 3/24/2022 | | 3/2/2022 | 3/9/2022 |
| FR Total: 3 | | \$88,014 | | | | |
| HD: 7040-67686 | Emergency Electrical Repair / Lighting / Vista Verde-Site 160 | \$1,369 | 4/14/2021 | | 4/22/2022 | 4/13/2021 |
| HD: 7040-68519 | Emergency Plumbing Repair / Culmer Place - Site 220 | \$3,135 | 1/5/2022 | | 3/11/2022 | |
| HD: 7040-68959 | Emergency Plumbing Repair / Rainbow Village-Site 210 | \$10,800 | 1/14/2022 | | 4/21/2022 | |
| HD: 7040-68999 | Emergency Roofing Repairs / Leaks / Gwen Cherry 12-Site 291 | \$8,500 | 1/21/2022 | | 4/29/2022 | |
| HD: 7040-69940 | Emergency Plumbing Repair / Resurfacing-Reglazing Bathtubs / Twin Lakes-Palm Cou | \$3,625 | 1/22/2022 | | 4/28/2022 | |
| HD: 7040-70025 | Edison Courts/Scattered Site locations - Bathtub Refinishing | \$3,000 | 4/15/2022 | | 4/8/2022 | 4/12/2022 |
| HD: 7040-70035 | Emergency Door Repair/ Palm Court Site 150 | \$3,080 | 1/30/2022 | | 4/18/2022 | |
| HD: 7040-70369 | Emergency Plumbing Repair for Arthur Mays Village Site 361 | \$12,500 | 4/5/2022 | | 4/25/2022 | |
| HD: 7040-70416 | Homestead Gardens - Plumbing-Code Enforcement Violations | \$24,230 | 12/17/2021 | | 4/26/2022 | |
| HD: 7040-70417 | Twin Lakes Emergency Glass Replacement | \$1,250 | 2/11/2022 | | 4/20/2022 | |
| HD: 7040-70433 | Emergency Roofing Repair for Town Park Site 210 | \$9,800 | 4/8/2022 | | 4/21/2022 | |
| HD: 7040-70479 | Little River Terrace Mold Remediation | \$13,000 | 3/25/2022 | | 4/25/2022 | |
| HD: 7040-70490 | Emergency Mold Remediation for Ward Towers Site 120 | \$10,696 | 3/16/2022 | | 4/22/2022 | |
| HD: 7040-70532 | Fence Repair / Orchard Villa Homes- Site 120 | \$2,000 | 5/16/2022 | | 4/29/2022 | 5/10/2022 |
| HD: 7040-68470 | Emergency Plumbing Repair / Biscayne Plaza -Site 320 | \$2,750 | 9/16/2021 | | 3/7/2022 | |
| HD: 7040-69340 | Newberg - Paving Repair | \$6,350 | 2/10/2022 | | 3/9/2022 | |
| HD: 7040-69100 | Emergency inspection of sewer line/clean out - Moody Village | \$17,310 | 9/30/2021 | | 3/9/2022 | |
| HD: 7040-69130 | New Haven Gardens | \$5,150 | 1/26/2022 | | 3/4/2022 | |
| HD: 7040-68722 | Emergency Electrical Repair/ Homestead Gardens-Site 330 | \$2,890 | 1/5/2022 | | 3/7/2022 | 1/4/2021 |
| HD: 7040-68778 | Emergency Mold Remediation and Restoration /Palm Towers Site 150 | \$24,305 | 10/14/2021 | | 3/9/2022 | |
| HD: 7040-69065 | Emergency Mold Remediation / Scattered Site-017-A / Site 120 | \$14,250 | 1/22/2022 | | 3/30/2022 | |
| HD: 7040-69239 | Emergency Electrical Repair/ Gwen Cherry 6 Site 110 | \$4,800 | 1/28/2022 | | 3/23/2022 | |
| HD: 7040-69687 | Emergency Plumbing Repair /Naranja Site-351 | \$2,415 | 2/19/2022 | | 3/31/2022 | |
| HD: 7040-69693 | Emergency Plumbing Repair - Arthur Mays Village | \$24,275 | 1/21/2022 | | 3/23/2022 | |
| HD: 7040-69977 | Emergency Fence Project- Parkside II | \$5,950 | 10/18/2021 | | 4/5/2022 | |
| HD: 7040-70115 | New Havens Garden Site 05- Plumbing | \$9,970 | 3/18/2022 | | 4/7/2022 | |
| HD: 7040-69113 | Emergency Mold Remediation/ Victory Homes - Community Center/ Site 190 | \$13,622 | 12/11/2021 | | 3/31/2022 | |
| HD: 7040-69123 | Emergency Parking Lot Repair/ Palm Court-Site 150 | \$6,250 | 2/12/2022 | | 3/23/2022 | |

| | | | | |
|--|--|-----------------------|-----------|-----------|
| HD: 7040-69655 | Emergency Meter Stack Replacement/ Gwen Cherry 14 / Site 291 | \$6,420 4/13/2021 | 4/1/2022 | |
| HD: 7040-69126 | Emergency Roofing Repair/Town Park Site-210 | \$1,730 2/3/2022 | 4/7/2022 | |
| HD: 7040-69981 | Little River terrace plumbing emergency | \$24,610 3/6/2022 | 4/5/2022 | |
| HD: 7040-70027 | Emergency Plumbing Repairs/Perrine Gardens Site 340 | \$10,800 2/25/2022 | 4/8/2022 | 2/25/2022 |
| HD: 7040-68986 | Gwen Cherry 6 | \$19,000 2/4/2022 | 4/1/2022 | |
| HD: 7040-68450 | Emergency A/C-Central Repair / Ward Towers II / Site 121 | \$4,555 12/8/2021 | 4/20/2022 | |
| HD: 7040-69892 | Emergency Plumbing Repairs /Emmer Turnkey Site 130 | \$1,430 11/3/2021 | 4/18/2022 | |
| HD: 7040-70368 | Emergency AC repair at Arthur Mays Daycare | \$450 3/28/2022 | 4/15/2022 | |
| HD: 7040-70030 | Emergency A/C Units Replacement / Grove Homes / Richmond Homes/ Site 310/340 | \$8,400 3/3/2022 | 4/13/2022 | 3/2/2022 |
| HD Total: 37 | | \$324,667 | | |
| | | | | |
| ID: 7040-E164825 | E164825 MDPD Kendall Liftstation Pumps Replacements | \$45,000 4/21/2022 | 3/30/2022 | 4/12/2022 |
| ID: 7040-I190029 | CIIP – Multiparking Kiosk and Electrical Upgrade | \$428,620 5/6/2022 | 3/18/2022 | 4/1/2022 |
| ID: 7040-Z000168-B-R | SPCC Renovation of 2nd Floor Atrium Public Restrooms | \$376,407 5/19/2022 | 4/11/2022 | 4/21/2022 |
| ID Total: 3 | | \$850,026 | | |
| | | | | |
| LB: 7040-WC-24564-22 | WC AHU Replacement and NE Chiller Emergency Repairs | \$694,403 3/31/2022 | 4/20/2022 | 3/22/2022 |
| | | | | |
| MT: 7040-20220031 | Drainage Improvements Multiple Sites | \$549,936 4/20/2022 | 3/11/2022 | 4/7/2022 |
| MT: 7040-20220050 | Sidewalk Improvements-Multiple Sites | \$800,000 5/25/2022 | 4/12/2022 | 5/11/2022 |
| MT: 7040-TP0000006334 | Emergency services to install UPS providing emergency lights to Central Bus Gara | \$77,860 2/2/2022 | 3/2/2022 | 1/27/2022 |
| MT: 7040-TP-0000007089 | Emergency services to repair the fence and secure the area at West Kendall Bus T | \$3,350 3/7/2022 | 3/8/2022 | 3/3/2022 |
| MT: 7040-TP-0000007451 | Emergency repair to the fence at Dadeland South Tail Track 9701 South Dadeland B | \$1,900 3/16/2022 | 3/17/2022 | |
| MT: 7040-TP-0000007739 | Emergency repair to the fence at NW 29th Ave and NW 215th Street | \$1,200 4/7/2022 | 4/13/2022 | 4/6/2022 |
| MT Total: 6 | | \$1,434,246 | | |
| | | | | |
| PD: 7040-E22004 | Emergency Roof Repairs at Fred Taylor Headquarters | \$24,000 2/18/2022 | 3/23/2022 | 2/17/2022 |
| PD: 7040-ALARM-ARCOLA | Upgrade of Fire Alarm at Northside/Arcola Station | \$73,667 3/29/2022 | 4/6/2022 | |
| PD: 7040-PCB-ALARM | Fire Alarm Upgrade at PCB | \$39,318 3/29/2022 | 4/1/2022 | |
| PD: 7040-Station 6-ALARM | Upgrade of Fire Alarm System at Intracoastal Station | \$52,605 3/29/2022 | 3/31/2022 | |
| PD Total: 4 | | \$189,590 | | |
| | | | | |
| PE: 7040-03398-665 | Demolition of Structure located at 3455 NW 102 ST | \$10,422 4/25/2022 | 4/5/2022 | 4/21/2022 |
| | | | | |
| PR: 7040-254588 | Sidney Wynn Park at Arcola Pool Bldg. Restrooms Sewage Line Repairs | \$8,000 3/16/2022 | 3/11/2022 | 3/14/2022 |
| PR: 7040-254588-A | Sidney Wynn Park at Arcola Pool Bldg. Restrooms Sewage Line Repairs | \$8,000 4/21/2022 | 4/14/2022 | 4/18/2022 |
| PR: 7040-255215 | Tropical Park Removal of Electrical Components at Santas Enchanted Forest | \$51,000 4/1/2022 | 3/10/2022 | 3/17/2022 |
| PR: 7040-258129 | Multiple Parks North of Tamiami Trail - Fence Repairs | \$95,000 5/23/2022 | 4/25/2022 | |
| PR: 7040-258130 | Multiple Parks South of Tamiami Trail - Fence Repairs | \$95,000 5/23/2022 | 4/25/2022 | |
| PR: 7040-258204 | Multiple Parks North of Tamiami Trail - Walkway Repairs | \$95,000 4/26/2022 | 3/28/2022 | 4/5/2022 |
| PR: 7040-258205 | Multiple Parks South of Tamiami Trail - Walkway Repairs | \$95,000 4/26/2022 | 3/28/2022 | 4/5/2022 |
| PR: 7040-42200319001-R | Rickenbacker Causeway William Powell Bridge Northeast Shoreline Protection | \$265,093 5/30/2022 | 4/28/2022 | 5/10/2022 |
| PR: 7040-C2021PGDR-A | Palmetto Golf Course - Deck/Pier Repairs - Rebid | \$154,840 5/12/2022 | 4/15/2022 | 4/21/2022 |
| PR: 7040-C2022NCZG3 | Tamiami Park North Central Zone Group 3 - Baseball Field Chain Link Fence Replac | \$261,000 4/18/2022 | 3/21/2022 | 4/5/2022 |
| PR: 7040-C2022PGCRR | Palmetto Golf Clubhouse Roof Replacement | \$200,000 5/20/2022 | 4/12/2022 | 4/27/2022 |
| PR: 7040-C2022RHAW | Roberta Hunter Asphalt Walkway Repairs/Parking Lot Sealcoat and Stripe | \$203,600 4/7/2022 | 3/2/2022 | 3/18/2022 |
| PR: 7040-C2022WBP | Wilbur Bell Park - Pool Infrastructure Repairs | \$50,000 4/26/2022 | 3/21/2022 | 4/6/2022 |
| PR: 7040-C40310121001 | Kendall Indian Hammocks Maintenance Compound Repairs | \$173,453 5/5/2022 | 4/7/2022 | 4/20/2022 |
| PR: 7040-SAD-Paint 3 | Special Tax District - Paint 3 | \$156,400 5/16/2022 | 4/28/2022 | 5/6/2022 |
| PR: 7040-ST260716 | Highland Lakes - Community Perimeter Wall Painting | \$25,000 6/2/2022 | 4/28/2022 | 5/12/2022 |
| PR: 7040-255238 | Multiple Parks South – Court Resurfacing | \$95,000 4/4/2022 | 3/10/2022 | |
| PR: 7040-255239 | Multiple Parks North – Court Resurfacing | \$95,000 4/4/2022 | 3/10/2022 | |
| PR: 7040-E254366-2 | Emergency Gwen Cherry DERM Fence Restricted Area | \$75,900 4/25/2022 | 4/28/2022 | |
| PR Total: 19 | | \$2,202,286 | | |
| | | | | |
| SP: 7040-2021-023 | Cruise Terminal F Metal Roof Interior Structure Repainting | \$1,092,493 5/25/2022 | 4/25/2022 | 5/4/2022 |
| SP: 7040-M2020-016 | Cruise Terminal J Air Curtain Repairs | \$105,250 3/23/2022 | 3/4/2022 | 3/15/2022 |
| SP Total: 2 | | \$1,197,743 | | |
| | | | | |
| SW: 7040-18200-21 | Emergency Roofing Repairs at the Northeast Transfer Station Building 1 | \$137,842 2/1/2022 | 3/17/2022 | 12/6/2021 |
| | | | | |
| sw: 7040-18459-22 | Furnish and Install Seven Remote Telemetry Units at Various DSWM Locations | \$35,000 5/4/2022 | 4/19/2022 | 4/26/2022 |
| | | | | |
| WS: 7040-T2719D | Sewage Pump Station No. 0051 Rehabilitation | \$715,257 8/5/2021 | 4/7/2022 | 7/9/2021 |

| | | | | | |
|---------------------------------|---|-------------|-----------|-----------|-----------|
| WS: 7040-T2740R | Installation of 12-inch DI WM Along SW 3rd ST between SE 2nd Ave and Biscayne B | \$342,779 | 4/4/2022 | 3/2/2022 | 3/7/2022 |
| WS: 7040-T2778 | SUNSET GATE AT ALEXANDER ORR | \$800 | 3/10/2022 | 3/8/2022 | 3/9/2022 |
| WS: 7040-T2779 | Rehabilitation Sewage Pump Station No 1300 | \$837,406 | 4/26/2022 | 3/23/2022 | 3/28/2022 |
| WS: 7040-T2781 | UPGRADES TO SEWAGE PUMP STATION NO. 0520 | \$715,112 | 5/11/2022 | 4/5/2022 | 4/11/2011 |
| WS: 7040-T2783 | REPLACE 1800 LF OF 8 INCH DI WM TO REPLACE 3-INCH 4 INCH SHALLOW PIPELINE WITH | \$482,610 | 5/19/2022 | 4/28/2022 | 5/4/2022 |
| WS: 7040-T2782 | SWWF Fence Repair | \$3,500 | 4/4/2022 | 4/6/2022 | 3/30/2022 |
| WS: 7040-T2784 | Old Generator Building Security Fence | \$2,000 | 4/29/2022 | 4/27/2022 | 4/28/2022 |
| WS Total: 8 | | \$3,099,464 | | | |

Totals: 101

\$22,379,298

Exit

Date Last Edited : 04/01/2011 -10:58:43

SBE – Construction Utilization Report

Miami-Dade County Small Business Enterprise (SBE) Construction Program

| Contract Type | CONTRACTS AWARDED ANNUAL REPORTING: 2019 | | | | | | CONTRACTS AWARDED ANNUAL REPORTING: 2020 | | | | | | CONTRACTS AWARDED ANNUAL REPORTING: 2021 | | | | | | CONTRACTS AWARDED ANNUAL REPORTING: 2022 | | | | | |
|---------------------------|--|------|-------------|-----|---------------|------|--|-----|-------------|-----|---------------|------|--|------|-------------|-----|---------------|------|--|------|-------------|------|-------------|------|
| | TOTAL (SBE + NO SBE GOALS/MEASURES) | | | | | | TOTAL (SBE + NO SBE GOALS/MEASURES) | | | | | | TOTAL (SBE + NO SBE GOALS/MEASURES) | | | | | | TOTAL (SBE + NO SBE GOALS/MEASURES) | | | | | |
| | SBE | | NON-SBE | | TOTAL | | SBE | | NON-SBE | | TOTAL | | SBE | | NON-SBE | | TOTAL | | SBE | | NON-SBE | | TOTAL | |
| 1. Construction | 101,129,333 | 18% | 461,549,862 | 82% | 562,679,195 | 45% | 42,019,511 | 7% | 601,524,280 | 93% | 643,543,791 | 50% | 48,690,866 | 6% | 750,872,552 | 94% | 799,563,418 | 76% | 11,862,515 | 11% | 95,145,831 | 89% | 107,008,345 | 71% |
| 2. MCC | 157,795 | 100% | | 0% | 157,795 | 0% | | | | | - | 0% | | | | | - | 0% | | | | | - | 0% |
| 3. MCC 7040 | 51,616,093 | 95% | 2,642,590 | 5% | 54,258,683 | 4% | 104,517,810 | 99% | 1,446,505 | 1% | 105,964,315 | 8% | 103,842,783 | 100% | 472,866 | 0% | 104,315,649 | 10% | 16,367,546 | 100% | | 0% | 16,367,546 | 11% |
| 4. MCC 7360 | 48,135,099 | 42% | 66,603,558 | 58% | 114,738,657 | 9% | 60,515,072 | 50% | 60,997,068 | 50% | 121,512,140 | 9% | 37,671,021 | 35% | 69,546,626 | 65% | 107,217,647 | 10% | 3,428,019 | 48% | 3,710,296 | 52% | 7,138,315 | 5% |
| 5. Design/Build | 103,928,736 | 24% | 329,325,963 | 76% | 433,254,699 | 35% | 77,740,332 | 22% | 271,573,148 | 78% | 349,313,479 | 27% | | | | | - | 0% | | 0% | 20,098,720 | 100% | 20,098,720 | 13% |
| 6. Leases | 4,730,338 | 6% | 74,565,711 | 94% | 79,296,049 | 6% | 4,997,093 | 8% | 54,662,922 | 92% | 59,660,015 | 5% | 6,386,036 | 17% | 30,151,212 | 83% | 36,537,248 | 3% | 175,757 | 28% | 458,983 | 72% | 634,740 | 0% |
| 7. Maintenance | | | | | - | 0% | | | | | - | 0% | | | | | - | 0% | | | | | - | 0% |
| 8. Owner Direct Purchases | | | | | - | 0% | | | | | - | 0% | | | | | - | 0% | | | | | - | 0% |
| TOTAL | 309,697,394 | 25% | 934,687,684 | 75% | 1,244,385,079 | 100% | 289,789,817 | 23% | 990,203,923 | 77% | 1,279,993,739 | 100% | 196,590,706 | 19% | 851,043,256 | 81% | 1,047,633,961 | 100% | 31,833,836 | 21% | 119,413,829 | 79% | 151,247,665 | 100% |

| Contract Type | CONTRACTS PAID ANNUAL REPORTING: 2019 | | | | | | CONTRACTS PAID ANNUAL REPORTING: 2020 | | | | | | CONTRACTS PAID ANNUAL REPORTING: 2021 | | | | | | CONTRACTS PAID ANNUAL REPORTING: 2022 | | | | | |
|---------------------------|---------------------------------------|------|-------------|-----|---------------|------|---------------------------------------|-----|-------------|------|---------------|------|---------------------------------------|-----|-------------|-----|---------------|------|---------------------------------------|-----|-------------|-----|-------------|------|
| | TOTAL (SBE + NO SBE GOALS/MEASURES) | | | | | | TOTAL (SBE + NO SBE GOALS/MEASURES) | | | | | | TOTAL (SBE + NO SBE GOALS/MEASURES) | | | | | | TOTAL (SBE + NO SBE GOALS/MEASURES) | | | | | |
| | SBE | | NON-SBE | | TOTAL | | SBE | | NON-SBE | | TOTAL | | SBE | | NON-SBE | | TOTAL | | SBE | | NON-SBE | | TOTAL | |
| 1. Construction | 167,909,099 | 19% | 710,100,200 | 81% | 878,009,299 | 80% | 145,701,062 | 19% | 639,871,865 | 81% | 785,572,927 | 73% | 101,941,140 | 16% | 534,560,898 | 84% | 636,502,038 | 60% | 11,845,556 | 9% | 116,173,611 | 91% | 128,019,167 | 47% |
| 2. MCC | 142,411 | 100% | | 0% | 142,411 | 0% | | | | | - | 0% | | | | | - | 0% | | | | | - | 0% |
| 3. MCC 7040 | 59,794,323 | 86% | 9,367,952 | 14% | 69,162,275 | 6% | 56,624,369 | 94% | 3,298,354 | 6% | 59,922,723 | 6% | 57,177,271 | 96% | 2,620,781 | 4% | 59,798,051 | 6% | 21,548,649 | 99% | 244,462 | 1% | 21,793,111 | 8% |
| 4. MCC 7360 | 41,243,147 | 46% | 49,374,278 | 54% | 90,617,426 | 8% | 24,651,383 | 35% | 46,547,290 | 65% | 71,198,673 | 7% | 25,963,994 | 50% | 25,765,302 | 50% | 51,729,296 | 5% | 5,651,187 | 40% | 8,550,976 | 60% | 14,202,163 | 5% |
| 5. Design/Build | 17,379,674 | 27% | 46,207,225 | 73% | 63,586,899 | 6% | 14,037,007 | 11% | 109,604,954 | 89% | 123,641,961 | 11% | 25,393,992 | 12% | 178,769,148 | 88% | 204,163,140 | 19% | 7,285,651 | 14% | 46,339,897 | 86% | 53,625,549 | 20% |
| 6. Leases | | | | | - | 0% | 1,162,994 | 3% | 35,170,042 | 97% | 36,333,036 | 3% | 8,612,529 | 9% | 83,327,796 | 91% | 91,940,326 | 9% | 3,776,708 | 7% | 46,805,855 | 93% | 50,582,563 | 19% |
| 7. Maintenance | | | | | - | 0% | | | | | - | 0% | | | | | - | 0% | | | | | - | 0% |
| 8. Owner Direct Purchases | | | | | - | 0% | | 0% | 361,629 | 100% | 361,629 | 0% | 482,185 | 2% | 22,530,001 | 98% | 23,012,186 | 2% | 236,770 | 5% | 4,662,796 | 95% | 4,899,566 | 2% |
| TOTAL | 286,468,654 | 26% | 815,049,655 | 74% | 1,101,518,309 | 100% | 242,176,814 | 22% | 834,854,135 | 78% | 1,077,030,949 | 100% | 219,571,111 | 21% | 847,573,926 | 79% | 1,067,145,037 | 100% | 50,344,521 | 18% | 222,777,597 | 82% | 273,122,118 | 100% |

| Ethnicity Type | CONTRACTS AWARDED DEMOGRAPHICS ANNUAL REPORTING: 2019 | | | | | | CONTRACTS AWARDED DEMOGRAPHICS ANNUAL REPORTING: 2020 | | | | | | CONTRACTS AWARDED DEMOGRAPHICS ANNUAL REPORTING: 2021 | | | | | | CONTRACTS AWARDED DEMOGRAPHICS ANNUAL REPORTING: 2022 | | | | | |
|--------------------------------|---|------|-------------|-----|------------|-----|---|------|---------------|------|------------|-----|---|-----|---------------|------|-------------|------|---|-----|-------------|------|---------------|------|
| | TOTAL (SBE + NO SBE GOALS/MEASURES) | | | | | | TOTAL (SBE + NO SBE GOALS/MEASURES) | | | | | | TOTAL (SBE + NO SBE GOALS/MEASURES) | | | | | | TOTAL (SBE + NO SBE GOALS/MEASURES) | | | | | |
| | Male | | Female | | Unknown | | Male | | Female | | Unknown | | Male | | Female | | Unknown | | Male | | Female | | Unknown | |
| 1. Asian Pacific American | 2,317,844 | 97% | 82,002 | 3% | | 0% | 2,399,846 | 0% | 88,635 | 66% | 45,000 | 34% | | 0% | 133,635 | 0% | 284,947 | 32% | 617,220 | 68% | | 0% | 902,167 | 0% |
| 2. Black American | 15,162,557 | 50% | 15,273,010 | 50% | | 0% | 30,435,566 | 2% | 13,871,612 | 76% | 4,438,435 | 24% | 10,000 | 0% | 18,320,047 | 1% | 10,041,852 | 89% | 1,190,928 | 11% | | 0% | 11,232,781 | 1% |
| 3. Caucasian | 765,501,193 | 99% | 10,029,957 | 1% | | 0% | 775,531,151 | 59% | 337,631,917 | 90% | 34,747,107 | 9% | 1,089,316 | 0% | 373,468,340 | 29% | 323,640,263 | 87% | 48,142,348 | 13% | (500) | 0% | 371,782,111 | 35% |
| 4. Hispanic American | 314,271,652 | 81% | 73,653,167 | 19% | 80,500 | 0% | 388,005,319 | 30% | 481,578,510 | 89% | 59,087,965 | 11% | 5,000 | 0% | 540,671,475 | 42% | 198,042,576 | 81% | 47,532,301 | 19% | | 0% | 245,574,877 | 23% |
| 5. Native American | | | | | | 0% | - | 0% | 100,869 | 100% | | 0% | | 0% | 100,869 | 0% | | | | | | | - | 0% |
| 6. Other Minority | 4,412,300 | 61% | 2,834,720 | 39% | | 0% | 7,247,021 | 1% | 4,262,107 | 99% | 34,100 | 1% | | 0% | 4,296,207 | 0% | 26,873,956 | 82% | 390,184 | 1% | 5,595,835 | 17% | 32,859,975 | 3% |
| 7. Subcontinent Asian American | 3,817,377 | 100% | | 0% | | 0% | 3,817,377 | 0% | 257,230,065 | 100% | | 0% | | 0% | 257,230,065 | 20% | 610,000 | 100% | | 0% | | 0% | 610,000 | 0% |
| 8. Unknown | 56,427 | 0% | 2,075,941 | 2% | 96,389,174 | 98% | 98,521,542 | 8% | 14,548,168 | 17% | 26,168 | 0% | 71,198,766 | 83% | 85,773,101 | 7% | 94,930 | 0% | | 0% | 384,577,120 | 100% | 384,672,050 | 37% |
| TOTAL | 1,105,539,351 | 85% | 103,948,798 | 8% | 96,469,674 | 7% | 1,305,957,822 | 100% | 1,109,311,882 | 87% | 98,378,775 | 8% | 72,303,082 | 6% | 1,279,993,739 | 100% | 559,588,524 | 53% | 97,872,981 | 9% | 390,172,455 | 37% | 1,047,633,961 | 100% |

| Ethnicity Type | CONTRACTS PAID DEMOGRAPHICS ANNUAL REPORTING: 2019 | | | | | | CONTRACTS PAID DEMOGRAPHICS ANNUAL REPORTING: 2020 | | | | | | CONTRACTS PAID DEMOGRAPHICS ANNUAL REPORTING: 2021 | | | | | | CONTRACTS PAID DEMOGRAPHICS ANNUAL REPORTING: 2022 | | | | | |
|--------------------------------|--|------|-------------|-----|-------------|------|--|------|-------------|------|------------|-----|--|------|---------------|------|-------------|------|--|-----|------------|-----|---------------|------|
| | TOTAL (SBE + NO SBE GOALS/MEASURES) | | | | | | TOTAL (SBE + NO SBE GOALS/MEASURES) | | | | | | TOTAL (SBE + NO SBE GOALS/MEASURES) | | | | | | TOTAL (SBE + NO SBE GOALS/MEASURES) | | | | | |
| | Male | | Female | | Unknown | | Male | | Female | | Unknown | | Male | | Female | | Unknown | | Male | | Female | | Unknown | |
| 1. Asian Pacific American | 176,226 | 3% | 6,002,387 | 97% | | 0% | 6,178,613 | 1% | 731,398 | 3% | 21,620,996 | 97% | | 0% | 22,352,394 | 2% | 708,143 | 6% | 12,111,546 | 94% | | 0% | 12,819,689 | 1% |
| 2. Black American | 25,124,569 | 45% | 30,915,781 | 55% | | 0% | 56,040,350 | 5% | 13,866,206 | 56% | 11,066,956 | 44% | | 0% | 24,933,163 | 2% | 16,738,541 | 52% | 15,468,598 | 48% | | 0% | 32,218,139 | 3% |
| 3. Caucasian | 575,953,745 | 95% | 30,684,096 | 5% | 230,692 | 0% | 606,868,533 | 55% | 509,013,904 | 97% | 12,407,343 | 2% | 653,530 | 0% | 522,074,778 | 48% | 490,156,351 | 97% | 12,711,496 | 3% | 399,657 | 0% | 503,267,504 | 47% |
| 4. Hispanic American | 338,633,853 | 86% | 55,394,300 | 14% | | 0% | 394,028,153 | 36% | 360,180,502 | 89% | 44,657,270 | 11% | | 0% | 404,837,771 | 38% | 350,852,941 | 89% | 44,864,436 | 11% | 5,000 | 0% | 395,722,377 | 37% |
| 5. Native American | 40,200 | 100% | | 0% | | 0% | 40,200 | 0% | | | | 0% | | 0% | 100,948 | 100% | | 0% | | 0% | | 0% | 100,948 | 0% |
| 6. Other Minority | 7,339,648 | 168% | 18,125 | 0% | (2,981,803) | -68% | 4,375,970 | 0% | 12,254,215 | 80% | 13,869 | 0% | 3,134,411 | 20% | 15,402,495 | 1% | 3,308,872 | 73% | 151,824 | 3% | 1,076,593 | 24% | 4,537,289 | 0% |
| 7. Subcontinent Asian American | 668,404 | 98% | 11,500 | 2% | | 0% | 679,904 | 0% | 45,267,701 | 100% | | 0% | | 0% | 45,267,701 | 4% | 68,063,741 | 100% | | 0% | | 0% | 68,063,741 | 6% |
| 8. Unknown | | 0% | 14,500 | 0% | 33,292,087 | 100% | 33,306,587 | 3% | | 0% | | 0% | 42,162,648 | 100% | 42,162,648 | 4% | 14,116,466 | 28% | 86,931 | 0% | 36,211,953 | 72% | 50,415,349 | 5% |
| TOTAL | 947,936,645 | 86% | 123,040,689 | 11% | 30,540,976 | 3% | 1,101,518,309 | 100% | 941,313,926 | 87% | 89,766,435 | 8% | 45,950,588 | 4% | 1,077,030,949 | 100% | 944,046,002 | 88% | 85,394,832 | 8% | 37,704,203 | 4% | 1,067,145,037 | 100% |

NOTES

¹As a result of two landmark cases (Engineering Contractors Association v. Metropolitan Dade County and Hershell Gill Consulting Engineers, Inc. v. Miami-Dade County) Miami-Dade County's three Small Business Enterprise (SBE) programs in Construction, A&E, and Goods and Services are race and gender neutral.

²The capturing of demographic data is based on voluntary information provided and or entered by prime and sub-contractors.

³Payments reported may be from contracts awarded outside the reporting period.

Miami-Dade County Small Business Enterprise (SBE) Construction Program

| CONTRACTS AWARDED | | | | | | | | | | | | | | | | | | |
|-------------------------------------|-----------|------|---------|-----|-----------|------|-----------------------|-----|------------|------|------------|------|-------------------------------------|------|------------|------|------------|------|
| Reporting Period: 3/1/22 to 4/28/22 | | | | | | | | | | | | | | | | | | |
| SBE GOALS/MEASURES | | | | | | | NO SBE GOALS/MEASURES | | | | | | TOTAL (SBE + NO SBE GOALS/MEASURES) | | | | | |
| Contract Type | SBE | | NON-SBE | | TOTAL | | SBE | | NON-SBE | | TOTAL | | SBE | | NON-SBE | | TOTAL | |
| 1. Construction | 25,233 | 8% | 274,767 | 92% | 300,000 | 8% | 235,100 | 2% | 11,721,985 | 98% | 11,957,085 | 32% | 260,333 | 2% | 11,996,752 | 98% | 12,257,085 | 30% |
| 2. MCC | | | | | - | 0% | | | | | - | 0% | - | | - | | - | 0% |
| 3. MCC 7040 | 3,271,650 | 100% | | 0% | 3,271,650 | 91% | | | | | - | 0% | 3,271,650 | 100% | - | 0% | 3,271,650 | 8% |
| 4. MCC 7360 | 25,200 | 100% | | 0% | 25,200 | 1% | 2,967,283 | 54% | 2,573,396 | 46% | 5,540,679 | 15% | 2,992,483 | 54% | 2,573,396 | 46% | 5,565,879 | 14% |
| 5. Design/Build | | | | | - | 0% | | 0% | 20,098,720 | 100% | 20,098,720 | 53% | - | 0% | 20,098,720 | 100% | 20,098,720 | 49% |
| 6. Leases | | | | | - | 0% | | | | | - | 0% | - | | - | | - | 0% |
| 7. Maintenance | | | | | - | 0% | | | | | - | 0% | - | | - | | - | 0% |
| 8. Owner Direct Purchases | | | | | - | 0% | | | | | - | 0% | - | | - | | - | 0% |
| TOTAL | 3,322,083 | 92% | 274,767 | 8% | 3,596,850 | 100% | 3,202,383 | 9% | 34,394,101 | 91% | 37,596,484 | 100% | 6,524,465 | 16% | 34,668,868 | 84% | 41,193,333 | 100% |

| CONTRACTS PAID | | | | | | | | | | | | | | | | | | |
|-------------------------------------|------------|------|-------------|-------|------------|------|-----------------------|------|------------|-----|------------|------|-------------------------------------|------|-------------|-------|------------|------|
| Reporting Period: 3/1/22 to 4/28/22 | | | | | | | | | | | | | | | | | | |
| SBE GOALS/MEASURES | | | | | | | NO SBE GOALS/MEASURES | | | | | | TOTAL (SBE + NO SBE GOALS/MEASURES) | | | | | |
| Contract Type | SBE | | NON-SBE | | TOTAL | | SBE | | NON-SBE | | TOTAL | | SBE | | NON-SBE | | TOTAL | |
| 1. Construction | 3,088,018 | 15% | 17,037,435 | 85% | 20,125,453 | 48% | 785,519 | 2% | 41,320,077 | 98% | 42,105,596 | 88% | 3,873,537 | 6% | 58,357,511 | 94% | 62,231,049 | 70% |
| 2. MCC | | | | | - | 0% | | | | | - | 0% | - | | - | | - | 0% |
| 3. MCC 7040 | 6,899,475 | 98% | 163,916 | 2% | 7,063,391 | 17% | 264,382 | 100% | | 0% | 264,382 | 1% | 7,163,857 | 98% | 163,916 | 2% | 7,327,773 | 8% |
| 4. MCC 7360 | 547,528 | 26% | 1,554,614 | 74% | 2,102,142 | 5% | 2,212,301 | 50% | 2,235,255 | 50% | 4,447,556 | 9% | 2,759,829 | 42% | 3,789,869 | 58% | 6,549,698 | 7% |
| 5. Design/Build | 782,434 | 6% | 11,506,084 | 94% | 12,288,518 | 29% | | | | | - | 0% | 782,434 | 6% | 11,506,084 | 94% | 12,288,518 | 14% |
| 6. Leases | 1,624,918 | 780% | (1,416,714) | -680% | 208,204 | 0% | | | | | - | 0% | 1,624,918 | 780% | (1,416,714) | -680% | 208,204 | 0% |
| 7. Maintenance | | | | | - | 0% | | | | | - | 0% | - | | - | | - | 0% |
| 8. Owner Direct Purchases | | | | | - | 0% | 11,072 | 1% | 822,118 | 99% | 833,190 | 2% | 11,072 | 1% | 822,118 | 99% | 833,190 | 1% |
| TOTAL | 12,942,374 | 31% | 28,845,334 | 69% | 41,787,708 | 100% | 3,273,274 | 7% | 44,377,450 | 93% | 47,650,723 | 100% | 16,215,647 | 18% | 73,222,784 | 82% | 89,438,431 | 100% |

| | CONTRACTS AWARDED DEMOGRAPHICS | | | | | | | | | | | | | | | | | | | | | | | |
|--------------------------------|-------------------------------------|------|---------|-----|---------|----|-----------|-----------------------|------------|------|---------|----|------------|------|-------------------------------------|------|------------|------|---------|----|------------|------|------------|------|
| | Reporting Period: 3/1/22 to 4/28/22 | | | | | | | | | | | | | | | | | | | | | | | |
| | SBE GOALS/MEASURES | | | | | | | NO SBE GOALS/MEASURES | | | | | | | TOTAL (SBE + NO SBE GOALS/MEASURES) | | | | | | | | | |
| Ethnicity Type | Male | | Female | | Unknown | | TOTAL | | Male | | Female | | Unknown | | TOTAL | | Male | | Female | | Unknown | | TOTAL | |
| 1. Asian Pacific American | 199,940 | 100% | | 0% | | 0% | 199,940 | 6% | | | | | | | - | 0% | 199,940 | 100% | - | 0% | - | 0% | 199,940 | 0% |
| 2. Black American | 161,252 | 100% | | 0% | | 0% | 161,252 | 4% | 36,069 | 100% | | 0% | | 0% | 36,069 | 0% | 197,321 | 100% | - | 0% | - | 0% | 197,321 | 0% |
| 3. Caucasian | 228,555 | 100% | | 0% | | 0% | 228,555 | 6% | 15,292,309 | 100% | | 0% | | 0% | 15,292,309 | 41% | 15,520,864 | 100% | - | 0% | - | 0% | 15,520,864 | 38% |
| 4. Hispanic American | 2,579,607 | 87% | 396,728 | 13% | | 0% | 2,976,335 | 83% | 4,153,762 | 95% | 220,000 | 5% | | 0% | 4,373,762 | 12% | 6,733,369 | 92% | 616,728 | 8% | - | 0% | 7,350,096 | 18% |
| 5. Native American | | | | | | | - | 0% | | | | | | | - | 0% | - | | - | | - | | - | 0% |
| 6. Other Minority | | | | | | | - | 0% | 725,520 | 100% | | 0% | | 0% | 725,520 | 2% | 725,520 | 100% | - | 0% | - | 0% | 725,520 | 2% |
| 7. Subcontinent Asian American | | | | | | | - | 0% | | | | | | | - | 0% | - | | - | | - | | - | 0% |
| 8. Unknown | 30,768 | 100% | | 0% | | 0% | 30,768 | 1% | | 0% | | 0% | 17,168,824 | 100% | 17,168,824 | 46% | 30,768 | 0% | - | 0% | 17,168,824 | 100% | 17,199,592 | 42% |
| TOTAL | 3,200,122 | 89% | 396,728 | 11% | - | 0% | 3,596,850 | 100% | 20,207,660 | 54% | 220,000 | 1% | 17,168,824 | 46% | 37,596,484 | 100% | 23,407,782 | 57% | 616,728 | 1% | 17,168,824 | 42% | 41,193,333 | 100% |

| | CONTRACTS PAID DEMOGRAPHICS | | | | | | | | | | | | | | | | | | | | | | | |
|--------------------------------|-------------------------------------|------|-----------|-----|-----------|------|-------------|-----------------------|------------|------|---------|-----|---------|------|-------------------------------------|------|-------------|------|-----------|-----|-----------|------|-------------|------|
| | Reporting Period: 3/1/22 to 4/28/22 | | | | | | | | | | | | | | | | | | | | | | | |
| | SBE GOALS/MEASURES | | | | | | | NO SBE GOALS/MEASURES | | | | | | | TOTAL (SBE + NO SBE GOALS/MEASURES) | | | | | | | | | |
| Ethnicity Type | Male | | Female | | Unknown | | TOTAL | | Male | | Female | | Unknown | | TOTAL | | Male | | Female | | Unknown | | TOTAL | |
| 1. Asian Pacific American | 39,960 | 40% | 60,903 | 60% | | 0% | 100,863 | 0% | | | | | | | - | 0% | 39,960 | 40% | 60,903 | 60% | - | 0% | 100,863 | 0% |
| 2. Black American | 709,589 | 93% | 51,758 | 7% | | 0% | 761,347 | 2% | 85,628 | 65% | 45,253 | 35% | | 0% | 130,882 | 0% | 795,218 | 89% | 97,011 | 11% | - | 0% | 892,229 | 1% |
| 3. Caucasian | 23,335,240 | 101% | (289,279) | -1% | | 0% | 23,045,961 | 55% | 19,796,077 | 100% | 15,129 | 0% | | 0% | 19,811,207 | 42% | 43,131,317 | 101% | (274,150) | -1% | - | 0% | 42,857,167 | 48% |
| 4. Hispanic American | 15,212,194 | 88% | 2,067,455 | 12% | | 0% | 17,279,650 | 41% | 17,780,367 | 95% | 930,748 | 5% | | 0% | 18,711,115 | 39% | 32,992,561 | 92% | 2,998,203 | 8% | - | 0% | 35,990,764 | 40% |
| 5. Native American | | | | | | | - | 0% | | | | | | | - | 0% | - | | - | | - | | - | 0% |
| 6. Other Minority | (2,423,291) | 96% | | 0% | (109,521) | 4% | (2,532,812) | -6% | 7,929 | 100% | | 0% | | 0% | 7,929 | 0% | (2,415,362) | 96% | - | 0% | (109,521) | 4% | (2,524,883) | -3% |
| 7. Subcontinent Asian American | 4,388 | 100% | | 0% | | 0% | 4,388 | 0% | 8,821,876 | 100% | | 0% | | 0% | 8,821,876 | 19% | 8,826,263 | 100% | - | 0% | - | 0% | 8,826,263 | 10% |
| 8. Unknown | 11,347 | 0% | | 0% | 3,116,965 | 100% | 3,128,312 | 7% | | 0% | | 0% | 167,716 | 100% | 167,716 | 0% | 11,347 | 0% | - | 0% | 3,284,681 | 100% | 3,296,028 | 4% |
| TOTAL | 36,889,427 | 88% | 1,890,837 | 5% | 3,007,444 | 7% | 41,787,708 | 100% | 46,491,877 | 98% | 991,130 | 2% | 167,716 | 0% | 47,650,723 | 100% | 83,381,304 | 93% | 2,881,967 | 3% | 3,175,160 | 4% | 89,438,431 | 100% |

NOTES

¹As a result of two landmark cases (Engineering Contractors Association v. Metropolitan Dade County and Hershell Gill Consulting Engineers, Inc. v. Miami-Dade County) Miami-Dade County's three Small Business Enterprise (SBE) programs in Construction, A&E, and Goods and Services are race and gender neutral.

²The capturing of demographic data is based on voluntary information provided and or entered by prime and sub-contractors.

³Payments reported may be from contracts awarded outside the reporting period.

SBE – Construction Certification Report

Certification Type: SBE-CON

PERIOD: March 1, 2022 to April 30, 2022

| | | | | Total Amount | African American | Caucasian | Hispanic | Asian | Native American | Other | | Female | Male | Total Amount |
|---|---|-----|---------------|--------------|------------------|-----------|----------|-------|-----------------|-------|--|--------|------|--------------|
| | Total Certified SBE-CON as of 4/30/22 | | | 760 | 98 | 53 | 595 | 5 | 1 | 8 | | 134 | 626 | 760 |
| | | New | 3 year Recert | | | | | | | | | | | |
| 1 | Approved Applications (New & Recertification) | | 13 | 22 | 35 | | | | | | | | | |
| 2 | Graduated | | | | 0 | | | | | | | | | |
| 3 | Denied | | | | 0 | | | | | | | | | |
| | | | | | | | | | | | | | | |

This is a race and gender neutral program. This report is for informational purpose only.

Note: The SBE program is race and gender neutral. This report is for informational purposes only.

Certified Directory - Ethnicity & Gender Summary

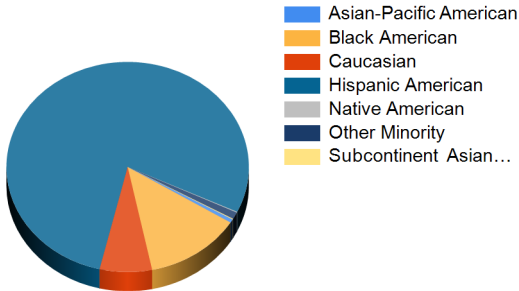
Ethnicity & Gender Summary

| Ethnicity | Gender | Number Firms | Percent of Total |
|-----------------------------|--------|--------------|------------------|
| Asian-Pacific American | Female | 2 | 0.26% |
| Asian-Pacific American | Male | 2 | 0.26% |
| Black American | Female | 18 | 2.37% |
| Black American | Male | 80 | 10.53% |
| Caucasian | Female | 13 | 1.71% |
| Caucasian | Male | 40 | 5.26% |
| Hispanic American | Female | 99 | 13.03% |
| Hispanic American | Male | 496 | 65.26% |
| Native American | Male | 1 | 0.13% |
| Other Minority | Female | 2 | 0.26% |
| Other Minority | Male | 6 | 0.79% |
| Subcontinent Asian American | Male | 1 | 0.13% |
| Total Firms | | 760 | |

Certified Directory - Ethnicity & Gender Summary

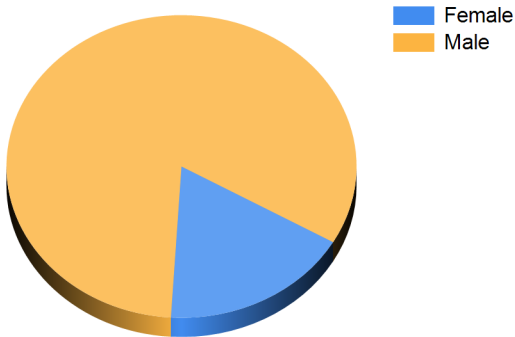
Ethnicity Summary

| Ethnicity | Number Firms | Percent of Total |
|-----------------------------|--------------|------------------|
| Asian-Pacific American | 4 | 0.53% |
| Black American | 98 | 12.89% |
| Caucasian | 53 | 6.97% |
| Hispanic American | 595 | 78.29% |
| Native American | 1 | 0.13% |
| Other Minority | 8 | 1.05% |
| Subcontinent Asian American | 1 | 0.13% |
| Total Firms | 760 | |

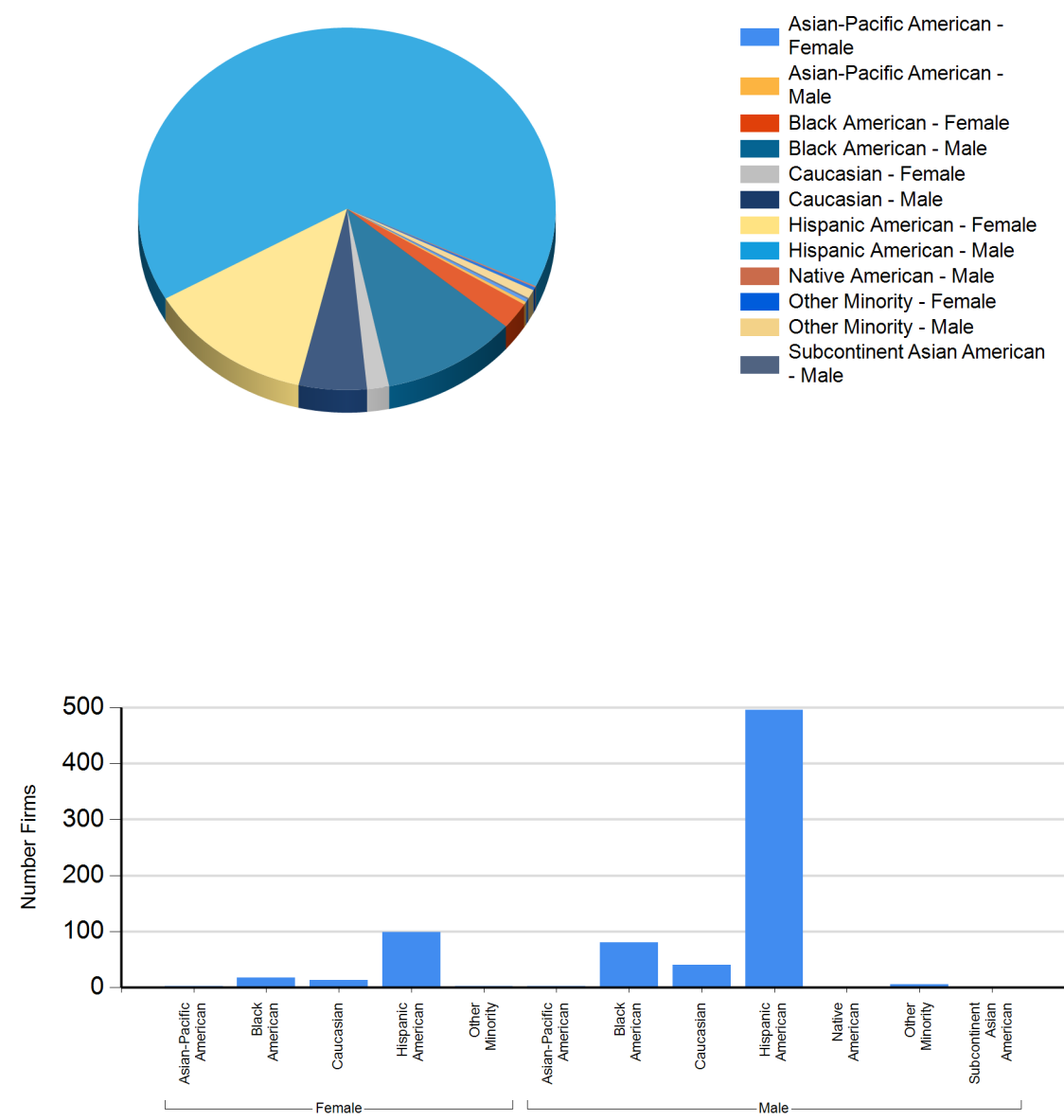


Gender Summary

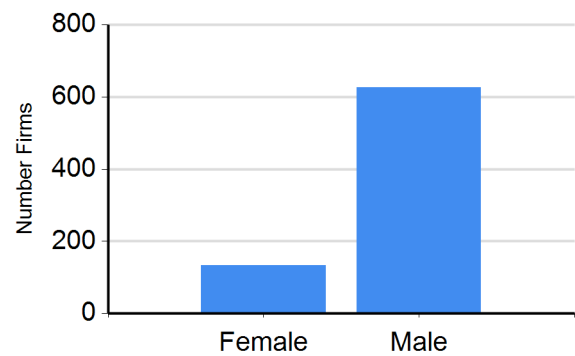
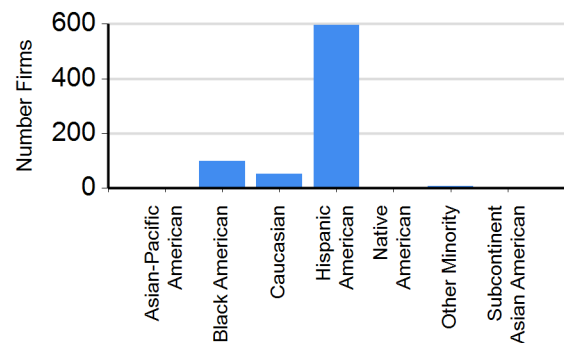
| Gender | Number Firms | Percent of Total |
|-------------|--------------|------------------|
| Female | 134 | 17.63% |
| Male | 626 | 82.37% |
| Total Firms | 760 | |



Certified Directory - Ethnicity & Gender Summary



Certified Directory - Ethnicity & Gender Summary



**Miscellaneous Construction Contract
MCC-8-10
(MCM Corporation)**

MCC-8-10 SBE Utilization Report
as of April 30, 2022

| MCC 8-140 Contract Breakdown | Awarded to MCM | Paid to MCM | Awarded to Subcontractors | Paid to Subcontractors | Paid | Contracts |
|----------------------------------|-------------------|-------------------|---------------------------|------------------------|--------|-----------|
| Construction Management Contract | \$ 14,113,959.41 | \$ 13,218,588.66 | \$ 2,698,483.84 | \$ 2,614,944.16 | 19.78% | 19.12% |
| MCC Trade Set Aside Contracts | \$ 66,409,714.39 | \$ 62,638,102.87 | \$ 52,086,502.44 | \$ 48,792,349.23 | 77.90% | 78.43% |
| MCC SBE -Con % Measure Contracts | \$ 6,077,751.18 | \$ 6,077,751.17 | \$ 1,359,450.38 | \$ 1,359,450.38 | 22.37% | 22.37% |
| MCC DBE % Measure Contracts | \$ 9,950,599.06 | \$ 9,950,599.06 | \$ 2,367,357.75 | \$ 2,367,357.75 | 23.79% | 23.79% |
| No Measure Contracts | \$ 29,362,970.99 | \$ 29,362,970.99 | \$ 28,037,584.36 | \$ 28,079,628.35 | 95.63% | 95.49% |
| Totals | \$ 125,914,995.03 | \$ 121,248,012.75 | \$ 86,549,378.77 | \$ 83,213,729.87 | 68.63% | 68.74% |
| SBE \$ For Credit Paid | | | \$ 56,144,436.66 | \$ 52,766,743.77 | | |
| SBE % Utilized | | | 44.59% | 41.91% | | |

Community Small Business Enterprises
CSBE Advisory Board Quarterly Report
April 30, 2022

| Project # | Project Name | Prime | | Start Date | Contract Award | CSBE Award | Amount Paid to GC | Amount Paid to CSBE | CSBE Part. | % Complete |
|-----------|---|-------|----------------------------------|------------|-------------------------|------------------------|-------------------------|------------------------|------------|---------------|
| 8-10 | Key Management Staff | MCM | | 3/1/12 | \$ 14,113,959.41 | | \$ 13,218,588.66 | | 19% | 93.66% |
| | | | | | | | | | | |
| | | | MCO Construction | 3/1/12 | | \$ 2,698,483.84 | | \$ 2,614,944.16 | 19% | 96.90% |
| | Subtotal Construction Management | | | | \$ 14,113,959.41 | \$ 2,698,483.84 | \$ 13,218,588.66 | \$ 2,614,944.16 | | 19.78% |
| R044A | MIA-Hotel Lobby/Public Space Renovations | MCM | | | \$ 3,642,865.18 | | \$ 3,642,865.18 | | 77% | 100.00% |
| | | | Cityworks Construction, LLC | | | \$ 211,515.18 | | \$ 211,515.18 | 6% | 100.00% |
| | | | Fleites Construction Group | | | \$ 180,243.08 | | \$ 180,243.08 | 5% | 100.00% |
| | | | Metro Infrastructure, Corp. | | | \$ 248,598.15 | | \$ 248,598.15 | 7% | 100.00% |
| | | | A-1 All Florida Painting, Inc. | | | \$ 105,286.30 | | \$ 105,286.30 | 3% | 100.00% |
| | | | Fleites Construction Group | | | \$ 114,965.18 | | \$ 114,965.18 | 3% | 100.00% |
| | | | World of Frameless Glass, Inc | | | \$ 190,861.29 | | \$ 190,861.29 | 5% | 100.00% |
| | | | Metro Infrastructure, Corp. | | | \$ 317,145.09 | | \$ 317,145.09 | 9% | 100.00% |
| | | | EPIC Consultants, Inc. | | | \$ 190,878.43 | | \$ 190,878.43 | 5% | 100.00% |
| | | | A-1 All Florida Painting, Inc. | | | \$ 13,821.29 | | \$ 13,821.29 | 0% | 100.00% |
| | | | Century Fire, Inc. | | | \$ 156,362.84 | | \$ 156,362.84 | 4% | 100.00% |
| | | | Peoples Plumbing & Mechanical | | | \$ 212,121.58 | | \$ 212,121.58 | 6% | 100.00% |
| | | | DODEC, Inc. | | | \$ 185,778.57 | | \$ 185,778.57 | 5% | 100.00% |
| | | | Thevenin Enterprises, Inc. | | | \$ 667,035.06 | | \$ 667,035.06 | 18% | 100.00% |
| R107A | MIA- Midfield Fire Station Modification | MCM | | | \$ 239,258.00 | | \$ 239,258.00 | | 91% | 100.00% |
| | | | EPIC Consultants, Inc. | | | \$ 66,141.00 | | \$ 66,141.00 | 28% | 100.00% |
| | | | Xpress Painting, Inc. | | | \$ 62,480.00 | | \$ 62,480.00 | 26% | 100.00% |
| | | | Ruben Electric Technology, Inc. | | | \$ 88,200.00 | | \$ 88,200.00 | 37% | 100.00% |
| B313A | MIA- So. Terminal 5th Floor Mechanical Room | MCM | | | \$ 34,920.67 | | \$ 34,920.67 | | 82% | 100.00% |
| | | | EPIC Consultants, Inc. | | | \$ 12,795.00 | | \$ 12,795.00 | 37% | 100.00% |
| | | | DL & RR Services, LLC | | | \$ 1,364.00 | | \$ 1,364.00 | 4% | 100.00% |
| | | | Ruben Electric Technology, Inc. | | | \$ 14,647.00 | | \$ 14,647.00 | 42% | 100.00% |
| D022A | MIA-Central Marketplace - Phase II & III | MCM | | | \$ 3,239,965.32 | | \$ 3,239,965.32 | | 26% | 100.00% |
| | | | Lunacon Construction Group, Inc. | | | \$ 274,607.51 | | \$ 274,607.51 | 8% | 100.00% |
| | | | ABC Construction, Inc. | | | \$ 10,900.00 | | \$ 10,900.00 | 0% | 100.00% |
| | | | C.L. Elias Construction, Inc. | | | \$ 44,937.00 | | \$ 44,937.19 | 1% | 100.00% |
| | | | A-1 All Florida Painting, Inc. | | | \$ 12,195.00 | | \$ 12,195.00 | 0% | 100.00% |
| | | | Century Fire, Inc. | | | \$ 18,425.00 | | \$ 18,425.00 | 1% | 100.00% |
| | | | Richlin Plumbing, Inc. | | | \$ 35,219.00 | | \$ 35,219.00 | 1% | 100.00% |
| | | | Sunshine State Air Conditioning | | | \$ 81,535.71 | | \$ 81,535.71 | 3% | 100.00% |
| | | | Tropical Electric | | | \$ 369,221.00 | | \$ 369,221.00 | 11% | 100.00% |

Community Small Business Enterprises
CSBE Advisory Board Quarterly Report
April 30, 2022

| Project # | Project Name | Prime | | Start Date | Contract Award | CSBE Award | Amount Paid to GC | Amount Paid to CSBE | CSBE Part. | % Complete |
|-----------|---|-------|----------------------------------|------------|-----------------|-----------------|-------------------|---------------------|------------|------------|
| 780KD11 | MIA New Fire Related Dumpers at FPL Vaults #1, #2, & 5 North Terminal | AAP | | | \$ 202,921.85 | | \$ 202,921.85 | | 90% | 100.00% |
| | | | AAP Construction | | | \$ 183,176.00 | | \$ 183,176.31 | 90% | 100.00% |
| S103A | MIARelocation of Runway & Localizer Shelter | MCM | | 2/6/14 | \$ 156,925.81 | | \$ 156,925.81 | | 87% | 100.00% |
| | | | Hernandez Metal Fabrication | | | \$ 60,175.00 | | \$ 60,175.00 | 38% | 100.00% |
| | | | Dato Electric | | | \$ 76,294.42 | | \$ 76,294.42 | 49% | 100.00% |
| 779Y | MIA-NTD FIS Re-Check | MCM | | | \$ 5,330,950.90 | | \$ 5,330,950.90 | | 51% | 100.00% |
| | | | New Beach Construction | | | \$ 195,200.00 | | \$ 195,200.00 | 4% | 100.00% |
| | | | Lunacon Construction Group, Inc. | | | \$ 43,717.00 | | \$ 43,717.00 | 1% | 100.00% |
| | | | Lunacon Construction Group, Inc. | | | \$ 123,139.62 | | \$ 123,139.62 | 2% | 100.00% |
| | | | Cityworks Construction, LLC | | | \$ 370,970.58 | | \$ 370,970.58 | 7% | 100.00% |
| | | | A-1 All Florida Painting, Inc. | | | \$ 29,250.00 | | \$ 29,250.00 | 1% | 100.00% |
| | | | A-1 All Florida Painting, Inc. | | | \$ 575,753.90 | | \$ 575,753.90 | 11% | 100.00% |
| | | | C.L. Elias Construction, Inc. | | | \$ 62,281.89 | | \$ 62,281.89 | 1% | 100.00% |
| | | | New Beach Construction | | | \$ 289,021.22 | | \$ 289,021.22 | 5% | 100.00% |
| | | | Cityworks Construction, LLC | | | \$ 68,787.00 | | \$ 68,787.00 | 1% | 100.00% |
| | | | Right Way Painting | | | \$ 69,960.03 | | \$ 69,960.03 | 1% | 100.00% |
| | | | New Beach Construction | | | \$ 12,000.00 | | \$ 12,000.00 | 0% | 100.00% |
| | | | Century Fire, Inc. | | | \$ 141,315.73 | | \$ 141,315.73 | 3% | 100.00% |
| | | | Richlin Plumbing, Inc. | | | \$ 26,195.00 | | \$ 26,195.00 | 0% | 100.00% |
| | | | Coakley Mechanical | | | \$ 277,871.00 | | \$ 277,871.00 | 5% | 100.00% |
| | | | Green Light Electric System | | | \$ 404,629.76 | | \$ 404,629.76 | 8% | 100.00% |
| | | | Supreme Ceilings & Interiors | | | \$ 7,831.00 | | \$ 7,831.00 | 0% | 100.00% |
| D105C | MIA-Dolphin & Flamingo Parking Garages Rep. | MCM | | | \$ 7,284,481.22 | | \$ 7,284,481.22 | | 92% | 100.00% |
| | | | S&K Quality Contractors | | | \$ 820,420.00 | | \$ 820,420.00 | 11% | 100.00% |
| | | | ABC Construction | | | \$ 3,293,720.13 | | \$ 3,293,720.13 | 45% | 100.00% |
| | | | Hernandez Metal Fabricators | | | \$ 222,697.36 | | \$ 222,697.36 | 3% | 100.00% |
| | | | A-1 All Florida Painting, Inc. | | | \$ 847,480.15 | | \$ 847,480.15 | 12% | 100.00% |
| | | | Inclan Painting | | | \$ 429,576.67 | | \$ 429,576.67 | 6% | 100.00% |
| | | | S&K Quality Contractors | | | \$ 504,470.00 | | \$ 504,470.00 | 7% | 100.00% |
| | | | Stone Concept Miami | | | \$ 164,110.00 | | \$ 164,110.00 | 2% | 100.00% |
| | | | S&K Quality Contractors | | | \$ 95,874.77 | | \$ 95,874.30 | 1% | 100.00% |
| | | | S&K Quality Contractors | | | \$ 52,025.00 | | \$ 52,025.00 | 1% | 100.00% |
| | | | Peoples Plumbing & Mechanical | | | \$ 228,748.19 | | \$ 228,748.19 | 3% | 100.00% |
| | | | Ruben Electric Technology, Inc. | | | \$ 29,600.00 | | \$ 29,600.00 | 0% | 100.00% |

Community Small Business Enterprises
CSBE Advisory Board Quarterly Report
April 30, 2022

| Project # | Project Name | Prime | | Start Date | Contract Award | CSBE Award | Amount Paid to GC | Amount Paid to CSBE | CSBE Part. | % Complete |
|-----------|--|-------|----------------------------------|------------|-----------------|-----------------|-------------------|---------------------|------------|------------|
| Q043A | Building 861, 862, & 863 | MCM | | | \$ 750,753.44 | | \$ 750,753.44 | | 82% | 100.00% |
| | | | Epic Consultants, Inc. | | | \$ 83,373.26 | | \$ 83,373.26 | 1% | 100.00% |
| | | | A-1 Florida Painting, Inc. | | | \$ 9,425.00 | | \$ 9,425.00 | 1% | 100.00% |
| | | | Epic Consultants, Inc. | | | \$ 65,603.89 | | \$ 65,603.89 | 9% | 100.00% |
| | | | Epic Consultants, Inc. | | | \$ 58,701.17 | | \$ 58,701.17 | 8% | 100.00% |
| | | | Coakley Mechanical Inc. | | | \$ 7,642.75 | | \$ 7,642.75 | 1% | 100.00% |
| | | | Thevenin Enterprises, Inc. | | | \$ 461,136.32 | | \$ 461,136.32 | 61% | 100.00% |
| S100A | MIA-Conc G Switchgear Replacement | MCM | | | \$ 1,959,981.14 | | \$ 1,959,981.14 | | 92% | 100.00% |
| | | | Solares Electric | | | \$ 1,811,494.99 | | \$ 1,811,494.99 | 92% | 100.00% |
| V040A-1 | MIA Satellite E Pavement Rehab. Pkg. 1 MOT/Elect | MCM | | 12/28/15 | \$ 1,523,010.68 | | \$ 1,523,010.68 | | 83% | 100.00% |
| | | | ABC Construction | | | \$ 548,355.66 | | \$ 548,355.66 | 36% | 100.00% |
| | | | Roberts Traffic & Markings | | | \$ 347,450.82 | | \$ 347,450.82 | 23% | 100.00% |
| | | | Jador International | | | \$ 323,244.07 | | \$ 323,244.07 | 21% | 100.00% |
| | | | Ameradrain Plumbing | | | \$ 42,625.00 | | \$ 42,625.00 | 3% | 100.00% |
| | | | Peoples Plumbing & Mechanical | | | \$ 6,899.83 | | \$ 6,899.83 | 0% | 100.00% |
| | MIA-Quick Response Project Order | MCM | | SAO # | \$ 2,012,971.01 | | \$ 1,859,435.75 | | | 92.37% |
| SAO 43 | MIA Hotel Steel Retrofit | MCM | | 11/9/15 | \$ 272,988.64 | | \$ 272,988.64 | | 92% | 100.00% |
| | | | Fleites Construction | 43 | | \$ 39,945.00 | | \$ 39,945.00 | 15% | 100.00% |
| | | | A-1 All Florida Painting, Inc. | 43 | | \$ 197,800.00 | | \$ 197,800.00 | 72% | 100.00% |
| | | | Thevenin Enterprises | 43 | | \$ 12,800.00 | | \$ 12,800.00 | 5% | 100.00% |
| SAO 47 | MIA Hotel Steel Retrofit - Extra Work | MCM | | 4/8/16 | \$ 58,067.31 | | \$ 58,067.31 | | 92% | 100.00% |
| | | | Fleites Construction Group, Inc. | 47 | | \$ 53,508.39 | | \$ 53,508.39 | 92% | 100.00% |
| SAO 49 | MIA Hotel Steel Retrofit - Add'l Work | MCM | | 5/26/16 | \$ 617.29 | | \$ 617.29 | | 92% | 100.00% |
| | | | Thevenin Enterprises, Inc. | 49 | | \$ 568.83 | | \$ 568.83 | 92% | 100.00% |
| SAO 37/38 | MIA FIS Add'l APC (Passport Readers) | MCM | | 5/28/15 | \$ 225,485.06 | | \$ 225,485.06 | | 92% | 100.00% |
| | | | C.L. Elias Construction | 37/38 | | \$ 109,589.92 | | \$ 109,589.92 | 49% | 100.00% |
| | | | A-1 All Florida Painting, Inc. | 37 | | \$ 2,725.00 | | \$ 2,725.00 | 1% | 100.00% |
| | | | Century Fire | 37 | | \$ 14,500.00 | | \$ 14,500.00 | 6% | 100.00% |
| | | | Coakley Mechanical Inc. | 37 | | \$ 13,800.00 | | \$ 13,800.00 | 6% | 100.00% |
| | | | Ruben Electric Technology, Inc. | 37 | | \$ 56,500.00 | | \$ 56,500.00 | 25% | 100.00% |
| | | | Fleites Construction | 37 | | \$ 10,500.00 | | \$ 10,500.00 | 5% | 100.00% |
| SAO 39 | MIA D FIS Add'l APCs 3rd Level Extra | MCM | | 9/22/15 | \$ 24,314.34 | | \$ 24,314.34 | | 92% | 100.00% |
| | | | C.L. Elias Construction | 39 | | \$ 14,336.55 | | \$ 14,336.55 | 59% | 100.00% |
| | | | Century Fire | 39 | | \$ 1,953.85 | | \$ 1,953.85 | 8% | 100.00% |
| | | | Coakley Mechanical Inc. | 39 | | \$ 6,115.00 | | \$ 6,115.00 | 25% | 100.00% |

Community Small Business Enterprises
CSBE Advisory Board Quarterly Report
April 30, 2022

| Project # | Project Name | Prime | | Start Date | Contract Award | CSBE Award | Amount Paid to GC | Amount Paid to CSBE | CSBE Part. | % Complete |
|--------------------|---|-------|----------------------------------|------------|----------------|----------------|-------------------|---------------------|------------|------------|
| SAO 40/44 | MIA Hotel Roof Repair Hotel (Lobby) | MCM | | 9/12/15 | \$ 11,683.86 | | \$ 11,683.86 | | 92% | 100.00% |
| | | | Epic Consultants, Inc. | 40/44 | | \$ 10,766.56 | | \$ 10,766.56 | 92% | 100.00% |
| SAO 41 | MIA Building 845 Interior Paint | MCM | | 8/31/15 | \$ 94,205.80 | | \$ 94,205.80 | | 92% | 100.00% |
| | | | Inclan Painting | 41 | | \$ 86,500.00 | | \$ 86,500.00 | 92% | 100.00% |
| SAO 42 | MIA Electrical Survey Cc G & H | MCM | | 11/3/15 | \$ 32,289.92 | | \$ 32,289.92 | | 92% | 100.00% |
| | | | Jador International | 42 | | \$ 29,600.00 | | \$ 29,600.00 | 92% | 100.00% |
| SAO 45 | MIA Unsafe Stucco @ Terminal E | MCM | | 3/4/16 | \$ 21,663.02 | | \$ 21,663.02 | | 21% | 100.00% |
| | | | Epic Consultants, Inc. | 45 | | \$ 19,343.00 | | \$ 19,343.00 | 21% | 100.00% |
| SAO 46 | MIA Wall of Honor (SAO #46, 48, 50, 52) | MCM | | 3/4/16 | \$ 223,824.87 | | \$ 223,824.87 | | 100% | 100.00% |
| | | | EPIC Consultant, Inc. | 46 | | \$ 181,370.00 | | \$ 181,370.00 | 81% | 100.00% |
| | | | Ruben Electric Technology, Inc. | 46 | | \$ 8,800.00 | | \$ 8,800.00 | 4% | 100.00% |
| | | | Epic Consultants, Inc. | 48 | | \$ 15,626.11 | | \$ 15,626.11 | 7% | 100.00% |
| | | | Epic Consultants, Inc. | 50 | | \$ 12,113.60 | | \$ 12,113.60 | 5% | 100.00% |
| | | | Ruben Electric Technology, Inc. | 50 | | \$ 2,070.00 | | \$ 2,070.00 | 1% | 100.00% |
| | | | Epic Consultants, Inc. | 52 | | \$ 3,730.38 | | \$ 3,730.38 | 2% | 100.00% |
| SAO 51 | MIA Central/So MCP Elect. Survey | MCM | | 6/3/16 | \$ 54,063.84 | | \$ 54,063.84 | | 91% | 100.00% |
| | | | Jador International | 51 | | \$ 49,200.00 | | \$ 49,200.00 | 91% | 100.00% |
| SAO 53/58 | MIA Lower E Emergency Pull Station (SAO #53, 58) | MCM | | 9/12/16 | \$ 77,834.49 | | \$ 77,834.49 | | 94% | 100.00% |
| | | | Jador International | 53 | | \$ 50,879.55 | | \$ 50,879.55 | 65% | 100.00% |
| | | | Jador International | 58 | | \$ 22,488.24 | | \$ 22,488.24 | 29% | 100.00% |
| SAO 54 | MIA Cent Ticket Counters (UA) Demo Work | MCM | | 8/15/16 | \$ 97,438.75 | | \$ 97,438.75 | | 92% | 100.00% |
| | | | Paradises Awning | 54 | | \$ 96,494.13 | | \$ 96,494.13 | 99% | 100.00% |
| | | | Ruben Electric Technology, Inc. | 54 | | \$ 14,875.00 | | \$ 14,875.00 | 15% | 100.00% |
| | | | Paradises Awning | 70 | | \$ (46,876.00) | | \$ (46,876.00) | -48% | 100.00% |
| | | | Paradises Awning | 71 | | \$ 25,295.62 | | \$ 25,295.62 | 26% | 100.00% |
| SAO 56 69/84/86 | MIA Cc E Satellite - 400 hz Replacement | MCM | | 1/20/16 | \$ 268,302.07 | | \$ 268,302.07 | | 87% | 100.00% |
| | | | Clearview Electric | 56 | | \$ 118,099.25 | | \$ 118,099.25 | 44% | 100.00% |
| | | | Clearview Electric | 69 | | \$ 115,520.00 | | \$ 115,520.00 | 43% | 100.00% |
| | | | Clearview Electric | 86 | | \$ 1,322.45 | | \$ - | 0% | 0.00% |
| SAO 57/60 | MIA Renov. ID Section - Debris Removal | MCM | | 1/18/16 | \$ 7,459.72 | | \$ 7,459.72 | | | 100.00% |
| | | | Fleites Construction Group, Inc. | 57 | | \$ 4,330.46 | | \$ 4,330.46 | 0% | 100.00% |
| | | | Fleites Construction | 60 | | \$ 2,556.78 | | \$ 2,556.78 | 0% | 100.00% |
| SAO 62 | MIA E-FIS 1st, 2nd, 3rd Floor HVAC (SAO 62, 67, 68) | MCM | | 7/7/17 | \$ 262,278.00 | | \$ 262,278.00 | | 92% | 100.00% |
| | | | Coakley Mechanical Inc. | 62 | | \$ 216,700.00 | | \$ 216,700.00 | 83% | 100.00% |

Community Small Business Enterprises
CSBE Advisory Board Quarterly Report
April 30, 2022

| Project # | Project Name | Prime | | Start Date | Contract Award | CSBE Award | Amount Paid to GC | Amount Paid to CSBE | CSBE Part. | % Complete |
|--------------|---|-------|-------------------------------|------------|----------------|---------------|-------------------|---------------------|------------|------------|
| | | | Coakley Mechanical | 67 | | \$ 20,438.44 | | \$ 20,438.44 | 8% | 100.00% |
| | | | Coakley Mechanical | 68 | | \$ 12,630.00 | | \$ 12,630.00 | 5% | 100.00% |
| | | | Coakley Mechanical | 72 | | \$ (7,552.20) | | \$ (7,552.20) | -3% | 100.00% |
| SAO 64 | MIA E-FIS Water Fountains/Sink (SAO #64, 73, 74) | MCM | | 8/14/17 | \$ 34,429.44 | | \$ 34,429.44 | | 92% | 100.00% |
| | | | C.L. Elias Construction | 64 | | \$ 5,934.16 | | \$ 5,934.16 | 17% | 100.00% |
| | | | Ameradrain Plumbing | 64 | | \$ 25,000.00 | | \$ 25,000.00 | 73% | 100.00% |
| | | | Thevenin Enterprises | 64 | | \$ 792.00 | | \$ 792.00 | 2% | 100.00% |
| | | | C. L Elias | 74 | | \$ 244.16 | | \$ 244.16 | 0% | 100.00% |
| SAO 76 | MIA Bldg 3030 2nd FL Paint & Light (SAO #76, 77, 78) | MCM | | 8/29/18 | \$ 118,212.72 | | \$ 118,212.72 | | 92% | 100.00% |
| | | | Kesoki Painting LLC | 76 | | \$ 12,900.00 | | \$ 12,900.00 | 11% | 100.00% |
| | | | Tesla Engineering, Inc | 76 | | \$ 32,841.50 | | \$ 32,841.50 | 28% | 100.00% |
| | | | Tesla Engineering, Inc | 77 | | \$ 27,204.26 | | \$ 27,204.26 | 23% | 100.00% |
| | | | Tesla Engineering, Inc | 78 | | \$ 31,089.38 | | \$ 31,089.38 | 26% | 100.00% |
| SAO 80/83/85 | MIA Terminal F TSA Onsite Consolidational (SAO #80, 83, 85) | MCM | | 5/16/19 | \$ 325,100.15 | | \$ 325,100.15 | | 91% | 100.00% |
| | | | C L Elias Construction | 80 | | \$ 88,183.00 | | \$ 88,183.00 | 27% | 100.00% |
| | | | Affordable Carpet & Maint Inc | 80 | | \$ 31,464.47 | | \$ 31,464.47 | 10% | 100.00% |
| | | | Massu Infrastructure | 80 | | \$ 23,346.00 | | \$ 23,346.00 | 7% | 100.00% |
| | | | Ameradrain Plumbing | 80 | | \$ 4,200.00 | | \$ 4,200.00 | 1% | 100.00% |
| | | | C J Fire Protection Inc | 80 | | \$ 9,600.00 | | \$ 9,600.00 | 3% | 100.00% |
| | | | Air Zone Inc. | 80 | | \$ 26,000.00 | | \$ 26,000.00 | 8% | 100.00% |
| | | | Tesla Engineering, Inc | 80 | | \$ 30,843.01 | | \$ 30,843.01 | 9% | 100.00% |
| | | | C L Eliase Construction | 83 | | \$ 4,607.33 | | \$ 4,607.33 | 1% | 100.00% |
| | | | CJ Fire Protection | 83 | | \$ 1,265.00 | | \$ 1,265.00 | 0% | 100.00% |
| | | | Tesla Engineering | 83 | | \$ 51,792.96 | | \$ 51,792.96 | 16% | 100.00% |
| | | | Tesla Engineering | 85 | | \$ 24,175.38 | | \$ 24,175.38 | 7% | 100.00% |
| SAO 81/87 | MIA E-FIS Carousel #4 (SAO #81/87) | MCM | | 8/19/19 | \$ 112,316.21 | | \$ 112,316.21 | | 92% | 100.00% |
| | | | Conbuilt | 81 | | \$ 55,836.90 | | \$ 55,836.90 | 50% | 100.00% |
| | | | C J Fire Protection | 81 | | \$ 15,000.00 | | \$ 15,000.00 | 13% | 100.00% |
| | | | ARO Electrical | 81 | | \$ 32,741.57 | | \$ 32,741.57 | 29% | 100.00% |
| SAO 88/90 | MIA New Entrance Wall Enclosure Bldg 3030 Wing | MCM | | 7/17/20 | \$ 40,264.23 | | \$ 40,264.23 | | 33% | 100.00% |
| | | | C.L. Elias Construction | 88/90 | | \$ 29,139.46 | | \$ 29,139.49 | 26% | 100.00% |
| | | | Clearview Electric | 88 | | \$ 7,950.00 | | \$ 7,950.00 | 7% | 100.00% |
| SAO 89 | MIA Conduit Routing Investigation Curbside Term D | MCM | | 7/17/20 | \$ 1,565.10 | | \$ 1,565.10 | | 1% | 100.00% |
| | | | Shovel Construction | 89 | | \$ 1,442.22 | | \$ 1,442.22 | 1% | 100.00% |
| | | | | | | | | | | |
| | | | | | | | | | | |

Community Small Business Enterprises
CSBE Advisory Board Quarterly Report
April 30, 2022

| Project # | Project Name | Prime | | Start Date | Contract Award | CSBE Award | Amount Paid to GC | Amount Paid to CSBE | CSBE Part. | % Complete |
|-----------|--|-------|------------------------------------|------------|-----------------|---------------|-------------------|---------------------|------------|------------|
| U-055-A | MIA-Int. Renov. Reloc. Of ID Section/Drivers | MCM | | 4/18/16 | \$ 2,988,348.84 | | \$ 2,988,348.84 | | 92% | 100.00% |
| | | | AAP Construction (Gen) | | | \$ 313,519.64 | | \$ 313,519.64 | 10% | 100.00% |
| | | | Paradise Awnings | | | \$ 73,117.81 | | \$ 73,117.81 | 2% | 100.00% |
| | | | AAP Construction (Carpentry) | | | \$ 99,132.25 | | \$ 99,132.25 | 3% | 100.00% |
| | | | C.L. Elias Construction | | | \$ 134,955.94 | | \$ 134,955.94 | 5% | 100.00% |
| | | | World of Frameless Glass | | | \$ 89,153.81 | | \$ 89,153.81 | 3% | 100.00% |
| | | | Chavez South Florida Interiors | | | \$ 248,620.11 | | \$ 248,620.11 | 8% | 100.00% |
| | | | AAP Construction (Floor & Ceiling) | | | \$ 196,013.00 | | \$ 196,013.00 | 7% | 100.00% |
| | | | A-1 All Florida Painting, Inc. | | | \$ 28,079.40 | | \$ 28,079.40 | 1% | 100.00% |
| | | | Century Fire | | | \$ 275,462.94 | | \$ 275,462.94 | 9% | 100.00% |
| | | | Al Hill Plumbing | | | \$ 67,692.00 | | \$ 67,692.00 | 2% | 100.00% |
| | | | Sunshine State Air Conditioning | | | \$ 295,245.40 | | \$ 295,245.40 | 10% | 100.00% |
| | | | Thevening Enterprises | | | \$ 923,841.44 | | \$ 923,841.19 | 31% | 100.00% |
| V-075-A | MIA-Structural Bridge Repairs No. 3111 | MCM | | | \$552,274.69 | | \$ 552,274.69 | | 92% | 100.00% |
| | | | ABC Construction, Inc. | | | \$205,161.38 | | \$ 205,161.38 | 37% | 100.00% |
| | | | AAP Construction Group Corp. | | | \$79,784.00 | | \$ 79,784.00 | 14% | 100.00% |
| | | | EPIC Consultants, Inc. | | | \$98,197.00 | | \$ 98,197.00 | 18% | 100.00% |
| | | | A-1 All Florida Painting, Inc. | | | \$122,750.00 | | \$ 122,750.00 | 22% | 100.00% |
| T-072-D | Lower Concourse E APM Station 4th Floor | MCM | | | \$2,246,012.33 | | \$ 2,246,012.33 | | 92% | 100.00% |
| | | | AAP Construction Group Corp."A" | | | \$351,657.00 | | \$ 351,657.00 | 16% | 100.00% |
| | | | Paradise Awnings Corporation | | | \$569,970.16 | | \$ 569,970.16 | 25% | 100.00% |
| | | | AAP Construction Group Corp."D" | | | \$147,508.03 | | \$ 147,508.03 | 7% | 100.00% |
| | | | AAP Construction Group Corp."E" | | | \$218,185.20 | | \$ 218,185.20 | 10% | 100.00% |
| | | | A1-All Florida Painting, Inc | | | \$18,600.00 | | \$ 18,600.00 | 1% | 100.00% |
| | | | Century Fire, Inc. | | | \$155,062.50 | | \$ 155,062.50 | 7% | 100.00% |
| | | | Coakley Mechanical, Inc. | | | \$114,500.00 | | \$ 114,500.00 | 5% | 100.00% |
| | | | Solares Electrical Serivces | | | \$497,718.85 | | \$ 497,718.85 | 22% | 100.00% |
| V-043-A | Central Ticket Counters F, G Phase 1 | MCM | | 9/23/16 | \$ 771,071.17 | | \$ 771,071.17 | | 91% | 100.00% |
| | | | C. L. Elias Construction, Inc | | | \$114,390.79 | | \$ 114,390.79 | 15% | 100.00% |
| | | | Paradise Awnings Corp | | | \$48,264.50 | | \$ 48,264.50 | 6% | 100.00% |
| | | | ABC Construction, Inc | | | \$69,305.93 | | \$ 69,305.93 | 9% | 100.00% |
| | | | Everett Painting Company, Inc | | | \$5,710.21 | | \$ 5,710.21 | 1% | 100.00% |
| | | | C. L. Elias Construction, Inc | | | \$13,997.00 | | \$ 13,997.00 | 2% | 100.00% |
| | | | DAC Air Conditioning Corp | | | \$119,970.00 | | \$ 119,970.00 | 16% | 100.00% |

Community Small Business Enterprises
CSBE Advisory Board Quarterly Report
April 30, 2022

| Project # | Project Name | Prime | | Start Date | Contract Award | CSBE Award | Amount Paid to GC | Amount Paid to CSBE | CSBE Part. | % Complete |
|-----------|---|-------|-------------------------------|------------|-----------------|--------------|-------------------|---------------------|------------|------------|
| | | | Jador International Corp | | | \$316,024.55 | | \$ 316,024.55 | 41% | 100.00% |
| | | | National Fire Protection | | | \$10,513.65 | | \$ 10,513.65 | 1% | 100.00% |
| U-037-A | United Airlines Colocation ATO Renovations | MCM | | 9/16/16 | \$ 361,453.93 | | \$ 361,453.93 | | 93% | 100.00% |
| | | | Delka Innovo Group | | | \$31,113.45 | | \$ 31,113.45 | 9% | 100.00% |
| | | | Paradise Awnings Corp | | | \$600.00 | | \$ 600.00 | 0% | 100.00% |
| | | | Delka Innovo Group | | | \$65,137.00 | | \$ 65,137.00 | 18% | 100.00% |
| | | | Delka Innovo Group | | | \$4,173.00 | | \$ 4,173.00 | 1% | 100.00% |
| | | | Epic Consultants, Inc | | | \$33,347.92 | | \$ 33,347.92 | 9% | 100.00% |
| | | | Epic Consultants, Inc | | | \$23,101.00 | | \$ 23,101.00 | 6% | 100.00% |
| | | | Everett Painting Company, Inc | | | \$8,709.49 | | \$ 8,709.49 | 2% | 100.00% |
| | | | Delka Innovo Group | | | \$10,953.51 | | \$ 10,953.51 | 3% | 100.00% |
| | | | DAC Air Conditioning Corp | | | \$42,445.78 | | \$ 42,445.78 | 12% | 100.00% |
| | | | Al Hill Plumbing Corp | | | \$17,565.00 | | \$ 17,565.00 | 5% | 100.00% |
| | | | National Fire Protection | | | \$10,536.83 | | \$ 10,536.83 | 3% | 100.00% |
| | | | Thevenin Enterprises, Inc | | | \$86,860.79 | | \$ 86,860.79 | 24% | 100.00% |
| T074-H | E-FIS Emergency Renovations, 1st Level | MCM | | 2/28/17 | \$ 1,894,711.00 | | \$ 1,894,711.00 | | 69% | 100.00% |
| | | | A1-All Florida Painting, Inc | | | \$36,797.90 | | \$ 36,797.90 | 2% | 100.00% |
| | | | AAP Construction Group Corp. | | | \$805,851.07 | | \$ 805,851.07 | 43% | 100.00% |
| | | | Century Fire, Inc. | | | \$113,870.21 | | \$ 113,870.21 | 6% | 100.00% |
| | | | Jador International Corp | | | \$346,067.75 | | \$ 346,067.75 | 18% | 100.00% |
| T072-H | Lower Cc E-FIS Renovation Security & Access Control 1st & 3rd Level | MCM | | 8/29/17 | \$ 1,404,473.50 | | \$ 1,404,473.50 | | 20% | 100.00% |
| | | | Jador International Corp | | | \$274,498.17 | | \$ 274,498.17 | 20% | 100.00% |
| X045A | Conc. J Gate 3 - EDS Room | MCM | | 9/9/17 | \$ 400,273.02 | | \$ 400,273.02 | | 78% | 100.00% |
| | | | AAP Construction Group Corp. | | | \$83,643.00 | | \$ 83,643.00 | 21% | 100.00% |
| | | | AAP Construction Group Corp. | | | \$15,250.00 | | \$ 15,250.00 | 4% | 100.00% |
| | | | AAP Construction Group Corp. | | | \$38,450.00 | | \$ 38,450.00 | 10% | 100.00% |
| | | | Ameradrain Plumbing | | | \$47,800.24 | | \$ 47,800.24 | 12% | 100.00% |
| | | | Thevenin Enterprises Inc. | | | \$112,863.75 | | \$ 112,863.75 | 28% | 100.00% |
| | | | Jordim International | | | \$63,785.50 | | \$ 63,785.50 | 3% | 100.00% |
| T072-H | Lower Cc E-FIS Renovation Third Level | MCM | | 8/29/17 | \$ 357,550.43 | | \$ 357,550.43 | | 93% | 100.00% |
| | | | EPIC Consultant | | | \$117,932.97 | | \$ 117,933.00 | 33% | 100.00% |
| | | | World of Frameless Glass | | | \$6,950.00 | | \$ 6,950.00 | 2% | 100.00% |
| | | | EPIC Consultant | | | \$20,003.00 | | \$ 20,003.00 | 6% | 100.00% |
| | | | Century Fire | | | \$32,380.00 | | \$ 32,380.00 | 9% | 100.00% |
| | | | EPIC Consultant | | | \$20,003.00 | | \$ 20,003.00 | 6% | 100.00% |
| | | | Century Fire | | | \$32,380.00 | | \$ 32,380.00 | 9% | 100.00% |

Community Small Business Enterprises
CSBE Advisory Board Quarterly Report
April 30, 2022

| Project # | Project Name | Prime | | Start Date | Contract Award | CSBE Award | Amount Paid to GC | Amount Paid to CSBE | CSBE Part. | % Complete |
|-----------|---|-------|------------------------------|------------|-----------------|----------------|-------------------|---------------------|------------|------------|
| | | | American Commerical Services | | | \$22,455.00 | | \$ 22,455.00 | 6% | 100.00% |
| | | | Thevenin Enterprises | | | \$79,021.88 | | \$ 79,022.00 | 22% | 100.00% |
| U010-F | Satellite E AHU-1 Replacement | MCM | | 9/13/17 | \$ 406,343.64 | | \$ 406,343.64 | | 84% | 100.00% |
| | | | Paradise Construction | | | \$29,677.00 | | \$ 29,677.00 | 7% | 100.00% |
| | | | AAP Construction Group Corp | | | \$8,640.00 | | \$ 8,640.00 | 2% | 100.00% |
| | | | American Commerical Services | | | \$262,639.00 | | \$ 262,639.00 | 65% | 100.00% |
| | | | Century Fire | | | \$14,075.01 | | \$ 14,075.01 | 3% | 100.00% |
| | | | Thevenin Enterprises | | | \$26,188.93 | | \$ 26,188.93 | 6% | 100.00% |
| R023-A | Outfall No. 2 & 3 Boom & Skimmer System | MCM | | 4/24/18 | \$ 1,617,109.59 | | \$ 1,617,109.59 | | 93% | 100.00% |
| | | | ABC Construction | | | \$1,294,780.71 | | \$ 1,294,780.71 | 80% | 100.00% |
| | | | ABC Construction | | | \$53,900.00 | | \$ 53,900.00 | 3% | 100.00% |
| | | | Tesla Engineering, Inc | | | \$147,542.41 | | \$ 147,542.41 | 9% | 100.00% |
| P109-A | Bearing Modifications to Bridge #3062 B & C | MCM | | 5/17/18 | \$ 257,118.34 | | \$ 257,118.34 | | 92% | 100.00% |
| | | | SK Quality Contractor, Inc | | | \$66,280.00 | | \$ 66,280.00 | 26% | 100.00% |
| | | | SK Quality Contractor, Inc | | | \$114,900.00 | | \$ 114,900.00 | 45% | 100.00% |
| | | | SK Quality Contractor, Inc | | | \$37,272.04 | | \$ 37,272.04 | 14% | 100.00% |
| | | | Tesla Engineering, Inc | | | \$18,811.58 | | \$ 18,811.58 | 7% | 100.00% |
| T072E | Lower Conc E 3rd Level Sterile Corridor | MCM | | 9/12/18 | \$ 1,891,533.97 | | \$ 1,891,533.97 | | 91% | 100.00% |
| | | | C. L Elias Construction | | | \$492,940.72 | | \$ 492,940.72 | 26% | 100.00% |
| | | | Paradise Awings Corp | | | \$172,481.98 | | \$ 172,481.98 | 9% | 100.00% |
| | | | EPIC Consultant, Inc | | | \$115,286.00 | | \$ 115,286.00 | 6% | 100.00% |
| | | | C. L Elias Construction | | | \$113,808.39 | | \$ 113,808.39 | 6% | 100.00% |
| | | | EPIC Consultant, Inc | | | \$169,480.00 | | \$ 169,480.00 | 9% | 100.00% |
| | | | AAP Construction Group Corp | | | \$54,103.08 | | \$ 54,103.08 | 3% | 100.00% |
| | | | C J Fire Protection Inc | | | \$205,116.00 | | \$ 205,116.00 | 11% | 100.00% |
| | | | Thevenin Enterprises Inc. | | | \$106,197.85 | | \$ 106,197.85 | 6% | 100.00% |
| | | | Jador International Corp | | | \$292,424.97 | | \$ 292,424.97 | 15% | 100.00% |
| P0256C | Relocation of Swissport Shop and Offices | MCM | | 7/30/18 | \$ 711,774.54 | | \$ 711,774.54 | | 90% | 100.00% |
| | | | SK Quality Contractor, Inc | | | \$67,557.86 | | \$67,557.86 | 9% | 100.00% |
| | | | SK Quality Contractor, Inc | | | \$46,538.93 | | \$46,538.93 | 7% | 100.00% |
| | | | Delka Innovo Group | | | \$120,662.06 | | \$120,662.06 | 17% | 100.00% |
| | | | Oratso Corporation | | | \$30,741.39 | | \$30,741.39 | 4% | 100.00% |
| | | | Kesoki Painting LLC | | | \$11,960.00 | | \$11,960.00 | 2% | 100.00% |
| | | | C J Fire Protection Inc | | | \$29,104.16 | | \$29,104.16 | 4% | 100.00% |
| | | | Ameradrain Plumbing | | | \$186,946.26 | | \$186,946.26 | 26% | 100.00% |
| | | | Thevenin Enterprises Inc. | | | \$28,898.82 | | \$28,898.82 | 4% | 100.00% |
| | | | PYD Electric Corp | | | \$121,629.09 | | \$121,629.09 | 17% | 100.00% |

Community Small Business Enterprises
CSBE Advisory Board Quarterly Report
April 30, 2022

| Project # | Project Name | Prime | | Start Date | Contract Award | CSBE Award | Amount Paid to GC | Amount Paid to CSBE | CSBE Part. | % Complete |
|-----------|--|-------|----------------------------------|------------|-----------------|--------------|-------------------|---------------------|------------|------------|
| P0256C(I) | Relocation of Swissport Interior Offices | MCM | | 7/30/18 | \$ 608,979.90 | | \$ 608,979.90 | | 89% | 100.00% |
| | | | SK Quality Contractor, Inc | | | \$61,300.35 | | \$61,300.35 | 10% | 100.00% |
| | | | Fleites Construction Group, Inc. | | | \$57,484.00 | | \$57,484.00 | 9% | 100.00% |
| | | | Delka Innovo Group | | | \$31,900.00 | | \$31,900.00 | 5% | 100.00% |
| | | | C. L Elias Construction | | | \$36,718.02 | | \$36,718.02 | 6% | 100.00% |
| | | | C. L Elias Construction | | | \$42,405.98 | | \$42,405.98 | 7% | 100.00% |
| | | | C. L Elias Construction | | | \$25,904.70 | | \$25,904.70 | 4% | 100.00% |
| | | | Government Business Development | | | \$10,890.00 | | \$10,890.00 | 2% | 100.00% |
| | | | C J Fire Protection Inc | | | \$45,000.00 | | \$45,000.00 | 7% | 100.00% |
| | | | Marvi Builders LLC | | | \$51,702.00 | | \$51,702.00 | 8% | 100.00% |
| | | | DC Electric Inc | | | \$160,894.48 | | \$160,894.48 | 26% | 100.00% |
| | | | Richlin Plumbing | | | \$17,907.15 | | \$17,907.15 | 3% | 100.00% |
| P0256C(T) | Relocation of Triangle Shop and Offices | MCM | | 8/30/18 | \$ 618,128.33 | | \$ 618,128.33 | | 90% | 100.00% |
| | | | SK Quality Contractor, Inc | | | \$90,328.17 | | \$90,328.17 | 15% | 100.00% |
| | | | C. L Elias Construction | | | \$88,960.81 | | \$88,960.81 | 14% | 100.00% |
| | | | Delka Innovo Group | | | \$83,754.83 | | \$83,754.83 | 14% | 100.00% |
| | | | Kesoki Painting LLC | | | \$39,926.22 | | \$39,926.22 | 6% | 100.00% |
| | | | CJ Fire & Protection | | | \$47,824.89 | | \$47,824.89 | 8% | 100.00% |
| | | | Thevenin Enterprises, Inc | | | \$65,957.73 | | \$65,957.73 | 11% | 100.00% |
| | | | MAG Construction | | | \$138,657.65 | | \$138,657.65 | 22% | 100.00% |
| P0256B | Interior Wash Rack for Swissport Facility (Bldg 701) | MCM | | 6/15/18 | \$ 368,184.28 | | \$ 368,184.28 | | 92% | 100.00% |
| | | | Delka Innovo Group | | | \$79,214.33 | | \$ 79,214.33 | 22% | 100.00% |
| | | | SK Quality Contractor, Inc | | | \$14,058.50 | | \$ 14,058.50 | 4% | 100.00% |
| | | | SK Quality Contractor, Inc | | | \$68,920.00 | | \$68,920.00 | 19% | 100.00% |
| | | | Kesoki Painting LLC | | | \$23,710.55 | | \$ 23,710.55 | 6% | 100.00% |
| | | | Delka Innovo Group | | | \$53,650.00 | | \$ 53,650.00 | 15% | 100.00% |
| | | | C J Fire Protection Inc | | | \$20,000.00 | | \$ 20,000.00 | 5% | 100.00% |
| | | | Ameradrain Plumbing | | | \$41,420.00 | | \$ 41,420.00 | 11% | 100.00% |
| | | | Thevenin Enterprises | | | \$14,060.00 | | \$ 14,060.00 | 4% | 100.00% |
| | | | Thevenin Enterprises | | | \$24,091.44 | | \$ 24,091.44 | 7% | 100.00% |
| P0256D | Fumigation Facility Relocation | MCM | | 10/1/18 | \$ 1,432,029.68 | | \$ 1,432,029.68 | | 89% | 100.00% |
| | | | AAP Construction Group Corp | | | \$291,695.19 | | \$ 291,695.19 | 20% | 100.00% |
| | | | AAP Construction Group Corp | | | \$4,700.00 | | \$ 4,700.00 | 0% | 100.00% |
| | | | AAP Construction Group Corp | | | \$800.00 | | \$ 800.00 | 0% | 100.00% |
| | | | AAP Construction Group Corp | | | \$224,098.00 | | \$ 224,098.00 | 16% | 100.00% |
| | | | Kesoki Painting LLC | | | \$3,490.00 | | \$ 3,490.00 | 0% | 100.00% |
| | | | Ameradrain Plumbing | | | \$219,745.21 | | \$ 219,745.21 | 15% | 100.00% |

Community Small Business Enterprises
CSBE Advisory Board Quarterly Report
April 30, 2022

| Project # | Project Name | Prime | | Start Date | Contract Award | CSBE Award | Amount Paid to GC | Amount Paid to CSBE | CSBE Part. | % Complete |
|-----------|---|-------|----------------------------------|------------|-----------------|----------------|-------------------|---------------------|------------|------------|
| | | | PYD Electric Corp | | | \$156,960.00 | | \$ 156,960.00 | 11% | 100.00% |
| | | | Fence Masters Inc | | | \$49,961.00 | | \$ 49,961.00 | 3% | 100.00% |
| | | | Quality Construction Performance | | | \$325,464.50 | | \$ 325,464.50 | 23% | 100.00% |
| U010D3 | CC E Satellite 400Hz System Upgrade Phase II | MCM | | 2/25/19 | \$ 1,121,722.94 | | \$ 1,121,722.94 | | 90% | 100.00% |
| | | | AAP Construction Group Corp | | | \$78,447.90 | | \$ 78,447.90 | 7% | 100.00% |
| | | | C L Elias Construction | | | \$32,456.10 | | \$ 32,456.10 | 3% | 100.00% |
| | | | AAP Construction Group Corp | | | \$6,685.00 | | \$ 6,685.01 | 1% | 100.00% |
| | | | MAG Construction | | | \$11,000.00 | | \$ 10,999.99 | 1% | 100.00% |
| | | | Thevenin Enterprises | | | \$822,369.64 | | \$ 822,369.64 | 73% | 100.00% |
| | | | Gamma Air System | | | \$58,900.00 | | \$ 58,900.00 | 5% | 100.00% |
| X113A | AA Admiral's Club MDAD Infrastrucure & New Stairs | MCM | | 2/22/19 | \$ 2,292,361.83 | | \$ 1,972,844.16 | | 88% | 86.06% |
| | | | Stone Concept Miami | | | \$34,140.00 | | \$ 15,000.00 | 1% | 43.94% |
| | | | Fleites Constrution | | | \$268,816.44 | | \$ 228,317.49 | 12% | 84.93% |
| | | | Fleites Construction | | | \$457,000.00 | | \$ 434,150.00 | 20% | 95.00% |
| | | | AAP Construction Group Corp | | | \$49,518.76 | | \$ 37,411.10 | 2% | 75.55% |
| | | | Paradise Construction | | | \$112,800.00 | | \$ 106,652.85 | 5% | 94.55% |
| | | | AAP Construction | | | \$15,500.00 | | \$ 12,815.50 | 1% | 82.68% |
| | | | Air Zone Inc | | | \$302,944.72 | | \$ 269,090.39 | 13% | 88.82% |
| | | | C.J. Fire Protection | | | \$24,000.00 | | \$ 22,066.98 | 1% | 91.95% |
| | | | ARO Electrical Constructors | | | \$625,122.25 | | \$ 484,656.38 | 27% | 77.53% |
| | | | World of Frameless Glass | | | \$132,800.00 | | \$ 125,590.09 | 6% | 94.57% |
| X116A | Conc H Restroom Renovations | MCM | | 2/22/19 | \$ 3,208,826.62 | | \$ 1,986,063.96 | | 86% | 61.89% |
| | | | Conbuild LLC | | | \$936,686.32 | | \$ 505,957.02 | 29% | 54.02% |
| | | | Chavez South Florida Interiors | | | \$493,139.88 | | \$ 269,281.58 | 15% | 54.61% |
| | | | Delka Innovo Group | | | \$58,995.74 | | \$ 31,657.93 | 2% | 53.66% |
| | | | AAP Construction Group | | | \$134,707.28 | | \$ 134,709.28 | 4% | 100.00% |
| | | | Kesoki Painting LLC | | | \$36,473.00 | | \$ 19,353.57 | 1% | 53.06% |
| | | | C.J. Fire Protection | | | \$65,000.00 | | \$ 41,307.43 | 2% | 63.55% |
| | | | RCR Plumbing Services | | | \$354,632.00 | | \$ 206,848.91 | 11% | 58.33% |
| | | | Thevenin Enterprises | | | \$92,000.00 | | \$ 63,682.58 | 3% | 69.22% |
| | | | Jador International Corp | | | \$578,667.91 | | \$ 406,147.26 | 18% | 70.19% |
| | | | Commercial Interior Contractors | | | \$303,075.00 | | \$ 150,202.45 | 9% | 49.56% |
| U010D2 | PC Air Temporary EGCW Plant for Lower E Service | MCM | | 2/6/19 | \$ 2,621,078.16 | | \$ 2,621,078.16 | | 85% | 100.00% |
| | | | EPIC Consultant, Inc | | | \$182,786.79 | | \$ 182,786.79 | 7% | 100.00% |
| | | | Cool Water Air Conditioning | | | \$1,689,290.37 | | \$ 1,689,290.37 | 64% | 100.00% |
| | | | Thevenin Enterprises | | | \$360,546.69 | | \$ 360,546.69 | 14% | 100.00% |

Community Small Business Enterprises
CSBE Advisory Board Quarterly Report
April 30, 2022

| Project # | Project Name | Prime | | Start Date | Contract Award | CSBE Award | Amount Paid to GC | Amount Paid to CSBE | CSBE Part. | % Complete |
|-----------|---|-------|-------------------------------|------------|-----------------|--------------|-------------------|---------------------|------------|------------|
| V059A | RCF D60 Gate New Swing Doors | MCM | | 2/22/19 | \$ 468,184.26 | | \$ 468,184.26 | | 55% | 100.00% |
| | | | Stone Concept Miami | | | \$18,876.83 | | \$ 18,876.83 | 4% | 100.00% |
| | | | C. L. Elias Construction, Inc | | | \$74,092.50 | | \$ 74,092.50 | 16% | 100.00% |
| | | | World of Frameless Glass | | | \$50,500.00 | | \$ 50,500.01 | 11% | 100.00% |
| | | | Paradise Awning | | | \$75,048.76 | | \$ 75,048.76 | 16% | 100.00% |
| | | | Clearview Electric | | | \$38,424.48 | | \$ 38,424.48 | 8% | 100.00% |
| | | | Paradise Construction | | | \$114,481.71 | | \$ 114,481.71 | 24% | 100.00% |
| | | | Paradise Construction | | | \$82,715.82 | | \$ 82,715.82 | 18% | 100.00% |
| Y145A | Homestead General Aviation Security Enhancement | MCM | | 2/12/19 | \$ 672,917.65 | | \$ 672,917.65 | | 92% | 100.00% |
| | | | Fence Masters Inc | | | \$621,956.00 | | \$621,956.00 | 92% | 100.00% |
| T072H4 | Lower Conc E-FIS 1st & 3rd Floor Door Replacement | MCM | | 4/28/19 | \$ 364,794.38 | | \$ 364,794.38 | | 32% | 100.00% |
| | | | AAP Construction Group Corp | | | \$88,450.00 | | \$88,450.00 | 24% | 100.00% |
| | | | EPIC Consultants, Inc | | | \$15,670.00 | | \$15,670.00 | 4% | 100.00% |
| | | | Clearview Electric | | | \$100,880.84 | | \$ 100,880.84 | 28% | 100.00% |
| T072F | Lower Conc E Mechancial Room Upgrades | MCM | | 3/19/19 | \$ 438,933.90 | | \$ 438,933.90 | | 92% | 100.00% |
| | | | Conbuild LLC | | | \$147,167.00 | | \$147,167.00 | 34% | 100.00% |
| | | | C. L. Elias Construction, Inc | | | \$71,256.00 | | \$71,256.00 | 16% | 100.00% |
| | | | Kesoki Painting LLC | | | \$80,069.47 | | \$80,069.47 | 18% | 100.00% |
| | | | Gamma Air System | | | \$106,537.76 | | \$106,537.76 | 24% | 100.00% |
| V089B | Building 716 Restroom Upgrade & Renovations | MCM | | | \$ 1,301,291.94 | | \$ 1,169,245.06 | | 90% | 89.85% |
| | | | Delka Innovo Group | | | \$325,202.42 | | \$ 303,369.20 | 25% | 93.29% |
| | | | Delka Innovo Group | | | \$56,927.54 | | \$ 53,891.16 | 4% | 94.67% |
| | | | Delka Innovo Group | | | \$23,000.00 | | \$ 21,361.89 | 2% | 92.88% |
| | | | AAP Construction Group | | | \$8,400.00 | | \$ 6,384.00 | 1% | 76.00% |
| | | | AAP Construction Group | | | \$240,600.00 | | \$ 226,790.65 | 18% | 94.26% |
| | | | CJ Fire & Protection | | | \$90,198.95 | | \$ 84,221.83 | 7% | 93.37% |
| | | | MAG Construction | | | \$332,211.00 | | \$ 324,687.58 | 26% | 97.74% |
| | | | Gamma Air System | | | \$41,588.25 | | \$ 38,921.62 | 3% | 93.59% |
| | | | PYD Electric Corp | | | \$58,950.00 | | \$ 58,548.98 | 5% | 99.32% |
| U010C | Airside Operations Break Room | MCM | | | \$ 478,388.26 | | \$ 478,388.26 | | 90% | 100.00% |
| | | | Paradise Construction | | | \$95,845.53 | | \$ 95,845.53 | 20% | 100.00% |
| | | | Paradise Construction | | | \$52,460.27 | | \$ 52,460.27 | 11% | 100.00% |
| | | | Conbuild LLC | | | \$32,259.00 | | \$ 32,259.00 | 7% | 100.00% |
| | | | Mass Infrastructure Coatings | | | \$5,873.00 | | \$ 5,873.00 | 1% | 100.00% |
| | | | Century Fire, Inc. | | | \$10,345.00 | | \$ 10,345.00 | 2% | 100.00% |
| | | | Ameradrain Plumbing | | | \$89,272.95 | | \$ 89,272.95 | 19% | 100.00% |

Community Small Business Enterprises
CSBE Advisory Board Quarterly Report
April 30, 2022

| Project # | Project Name | Prime | | Start Date | Contract Award | CSBE Award | Amount Paid to GC | Amount Paid to CSBE | CSBE Part. | % Complete |
|-----------|---|-------|----------------------------------|------------|-----------------|----------------|-------------------|---------------------|------------|------------|
| | | | Air Zone Inc | | | \$49,062.39 | | \$ 49,062.39 | 10% | 100.00% |
| | | | ARO Electrical Constructors | | | \$97,418.50 | | \$ 97,418.50 | 20% | 100.00% |
| U023A | Term H Upgrade of Smoke Evacuation System | MCM | | | \$ 1,223,219.85 | | \$ 1,223,219.85 | | 86% | 100.00% |
| | | | Conbuild | | | \$133,536.00 | | \$ 133,536.00 | 11% | 100.00% |
| | | | Fleites Construction | | | \$53,655.33 | | \$ 53,655.33 | 4% | 100.00% |
| | | | CJ Fire Protection | | | \$38,500.00 | | \$ 38,500.00 | 3% | 100.00% |
| | | | Gammar Air System | | | \$396,177.99 | | \$ 396,177.99 | 32% | 100.00% |
| | | | Thevenin Enterprises | | | \$425,345.12 | | \$ 425,345.12 | 35% | 100.00% |
| Y128A | Building 3030 D Wing Remodel | MCM | | | \$ 419,044.36 | | \$ 419,044.36 | | 87% | 100.00% |
| | | | Delka Innovo Group Inc | | | \$68,587.15 | | \$ 68,587.15 | 16% | 100.00% |
| | | | AAP Construction Group Inc | | | \$34,704.40 | | \$ 34,704.40 | 8% | 100.00% |
| | | | Conbuild LLC | | | \$31,877.00 | | \$ 31,877.00 | 8% | 100.00% |
| | | | Delka Innovo Group Inc | | | \$41,145.00 | | \$ 41,145.00 | 10% | 100.00% |
| | | | Delka Innovo Group Inc | | | \$6,183.00 | | \$ 6,182.98 | 1% | 100.00% |
| | | | Massu Infrasture Coatings LLC | | | \$9,217.00 | | \$ 9,217.00 | 2% | 100.00% |
| | | | AAP Construction Group Inc | | | \$8,370.00 | | \$ 8,370.00 | 2% | 100.00% |
| | | | C.J. Fire Proptection Inc | | | \$20,000.00 | | \$ 20,000.00 | 5% | 100.00% |
| | | | Airzone Inc | | | \$51,018.80 | | \$ 51,018.80 | 12% | 100.00% |
| | | | Thevenin Enterprises | | | \$94,215.22 | | \$ 94,215.22 | 22% | 100.00% |
| | | | Ameridrain | | | \$1,800.00 | | \$ 1,800.00 | 0% | 100.00% |
| U010F-7.1 | New Elevator at E Satellite | MCM | | | \$ 4,006,198.16 | | \$ 2,073,137.70 | | 88% | 51.75% |
| | | | Ohana Construction Group | | | \$946,918.81 | | \$ 787,033.58 | 24% | 83.12% |
| | | | AAP Construction Group Inc | | | \$112,725.00 | | \$ 5,376.05 | 3% | 4.77% |
| | | | AAP Construction Group Inc | | | \$318,100.00 | | \$ 201,236.12 | 8% | 63.26% |
| | | | AAP Construction Group Inc | | | \$61,650.00 | | \$ 34,928.89 | 2% | 56.66% |
| | | | AAP Construction Group Inc | | | \$1,426,600.00 | | \$ 340,329.90 | 36% | 23.86% |
| | | | Massu Infrasture Coatings LLC | | | \$10,450.00 | | \$ 3,371.55 | 0% | 32.26% |
| | | | C.J. Fire Proptection Inc | | | \$39,000.00 | | \$ 20,193.35 | 1% | 51.78% |
| | | | All Hill Plumbing Corp | | | \$75,200.00 | | \$ 39,812.60 | 2% | 52.94% |
| | | | Airzone Inc | | | \$79,600.00 | | \$ 37,899.30 | 2% | 47.61% |
| | | | MAC 195 Engineering Corp, Inc | | | \$459,336.97 | | \$ 348,140.49 | 11% | 75.79% |
| | | | Quality Construction Performance | | | \$88,500.00 | | \$ 76,950.00 | 2% | 86.95% |
| V056A | Conc D Mechanical Room Mildew Remediation | MCM | | | \$ 151,282.26 | | \$ 151,282.26 | | 83% | 100.00% |
| | | | Conbuild, LLC | | | \$32,234.70 | | \$ 32,234.70 | 21% | 100.00% |
| | | | Gammar Air System | | | \$74,085.94 | | \$ 74,085.94 | 49% | 100.00% |
| | | | Massu Infrasture Coatings LLC | | | \$18,653.50 | | \$ 18,653.50 | 12% | 100.00% |

| | | | | | | | | | | |
|--|---|--|--|--|------------------|------------------|------------------|------------------|-----|--|
| | Subtotal (SBE/Construction Trade Set-Aside) | | | | \$ 66,399,025.80 | \$ 52,086,502.44 | \$ 62,638,102.87 | \$ 48,792,349.23 | 78% | |
|--|---|--|--|--|------------------|------------------|------------------|------------------|-----|--|

PROJECTS WITH SBE/CONSTRUCTION GOALS

| Project # | Project Name | Prime | SBE/Const. Subcontractor | Start Date | Contract Award | SBE/Const. | Amount Paid to GC | Amount Paid to SBE/C | SBE/C Part. | % Complete |
|-----------|---|----------|----------------------------------|------------|------------------------|------------------------|------------------------|----------------------|-------------|------------|
| V040A-3 | MIA-Sat.E Pavement Rehab-Pkg.3 Asphalt | MCM | | 12/28/15 | \$ 1,017,073.94 | | \$ 1,017,073.94 | | 6% | 100.00% |
| | SBE/CONSTRUCTION GOAL (6%) | | General Asphalt - Prime | | \$ 936,354.89 | | | \$ 936,354.89 | | |
| | | SBE Firm | Quality Construction Performance | | | \$ 58,757.94 | | | 6% | |
| V040A-2 | MIA-Sat.E Pavement Rehab-Pkg. 2 Concrete | MCM | | | \$ 3,201,675.93 | | \$ 3,201,675.92 | | 15% | 100.00% |
| | SBE/CONSTRUCTION GOAL (15%) | | Cherokee Enterprises - Prime | | \$ 2,959,188.43 | | | \$ 2,959,188.43 | | |
| | | SBE Firm | A&M Brothers Concrete & Drainage | | | \$ 617,075.00 | | | 15% | |
| X149A | CC G PCA 400Hz & Precooling | MCM | | 12/11/18 | \$ 1,859,001.31 | | \$ 1,859,001.31 | | 13% | 100.00% |
| | SBE/CONSTRUCTION GOAL (12.67%) | | ITW GSE Inv - Primw | | \$ 1,720,510.73 | | | \$ 1,720,510.73 | 13% | |
| | | | North American Const. - SBE Firm | | | \$ 683,617.44 | | | | |
| | TOTAL SBE/Construction PARTICIPATION | | | | \$ 6,077,751.18 | \$ 1,359,450.38 | \$ 6,077,751.17 | | 22% | |

MCC-8-10 PROJECTS WITHOUT CONTRACT MEASURES

| Project # | Project Name | Prime | Const. Subcontractor | Start Date | Contract Award | Subcontractor | Amount Paid to GC | Amount Paid to Subs | | % Complete |
|-----------|---|-------------|----------------------------------|------------|-----------------|-----------------|-------------------|---------------------|-----|------------|
| K069B | MIA-Hotel 8th Floor Pool Demolition Phase II | DPC | | 12/12/12 | \$ 5,713,132.12 | | \$ 5,713,132.12 | | 0% | 100.00% |
| | No Measures - Emergency Job - DPC | | | | | \$ 5,209,960.00 | | \$ 5,209,960.00 | | |
| 730A6 | MIA-NTD BHS Phase 3 Mechanical Electrical | Jordin Intl | | 4/23/13 | \$ 4,769,054.46 | | \$ 4,769,054.46 | | 0% | 100.00% |
| | No Measures - Emergency Job - Jordin Intl | | | | | \$ 4,376,735.98 | | \$ 4,376,735.98 | | |
| | MIA-Quick Response Project Order | MCM | | | | | | | | |
| SAO 1/7 | MIA Aero Mexico Offices | MCM | | 6/13/12 | \$ 16,083.17 | | \$ 16,083.17 | | 89% | 100.00% |
| | | | Titan Construction Group | 1 | | \$ 9,750.00 | | \$ 9,750.00 | 61% | 100.00% |
| | | | Residential Kitchen Design, Inc. | 1 | | \$ 2,400.00 | | \$ 2,400.00 | 15% | 100.00% |
| | | | Ruben Electric Tech., Inc. | 1 | | \$ 1,498.00 | | \$ 1,498.00 | 9% | 100.00% |
| | | | Ruben Electric Tech., Inc. | 7 | | \$ 711.72 | | \$ 711.72 | 4% | 100.00% |
| SAO 2/36 | MIA Chiller Plant Tile Removal | MCM | | 8/16/12 | \$ 69,304.36 | | \$ 69,304.36 | | 67% | 100.00% |
| | | | MCM - Self Performing | 2/36 | | \$ 46,627.08 | | \$ 46,627.08 | 67% | 100.00% |
| SAO 3 | MIA Conc J Club Amer - Procure (SAO 3, 6, 26, 27) | MCM | | 7/20/12 | \$ 139,524.09 | | \$ 139,524.09 | | 80% | 100.00% |
| | | | Materials Sub | 3/26/27 | | \$ 57,238.00 | | \$ 57,238.00 | 41% | 100.00% |
| | | | New Beach Partners | 6 | | \$ 41,000.00 | | \$ 41,000.00 | 29% | 100.00% |

Community Small Business Enterprises
CSBE Advisory Board Quarterly Report
April 30, 2022

| | | | | | | | | | | |
|------------------|---|--------------|----------------------------------|-------------------|-----------------------|----------------------|--------------------------|----------------------------|-----|-------------------|
| | | | Onabuc Inc | 6 | | \$ 13,959.00 | | \$ 13,959.00 | 10% | 100.00% |
| SAO 4 | MIA MIC Mover Bollards/Gate Installation | MCM | | 10/4/12 | \$ 10,586.49 | | \$ 10,586.49 | | 88% | 100.00% |
| | | | MCM - Self Performing | 4 | | \$ 9,306.57 | | \$ 9,306.57 | 88% | 100.00% |
| | | | | | | | | | | |
| Project # | Project Name | Prime | Const. Subcontractor | Start Date | Contract Award | Subcontractor | Amount Paid to GC | Amount Paid to Subs | | % Complete |
| SAO 5/13 | MIA Midfield Fire Station - Kitchen | MCM | | 8/10/12 | \$ 69,617.49 | | \$ 69,617.49 | | 89% | 100.00% |
| | | | Archon Air Management | 5 | | \$ 16,900.00 | | \$ 16,900.00 | 24% | 100.00% |
| | | | Residential Kitchen Design, Inc. | 5 | | \$ 37,700.00 | | \$ 37,700.00 | 54% | 100.00% |
| | | | Materials Sub | 13 | | \$ 7,498.22 | | \$ 7,498.22 | 11% | 100.00% |
| SAO 8 | MIA FIS Inspect. Station Int Fin | MCM | | 11/8/12 | \$ 89,679.60 | | \$ 89,679.60 | | 84% | 100.00% |
| | | | Ruben Electric Tech., Inc. | 8 | | \$ 75,500.00 | | \$ 75,500.00 | 84% | 100.00% |
| SAO 9 | MIA Conc G Phase II Layout & X-ray | MCM | | 2/20/13 | \$ 12,279.52 | | \$ 12,279.52 | | 64% | 100.00% |
| | | | MPG Technical Group | 9 | | \$ 4,600.00 | | \$ 4,600.00 | 37% | 100.00% |
| | work was not performed | | Dynalectric | 9 | | \$ 3,240.00 | | \$ 3,240.00 | 26% | 100.00% |
| SAO 16/63 | MIA Conc H Gates 7, 9, & 11 | MCM | | 7/31/13 | \$ 3,429.23 | | \$ 3,429.23 | | 92% | 100.00% |
| | | | MPG Technical Group | 16/63 | | \$ 1,000.00 | | \$ 1,000.00 | 29% | 100.00% |
| | | | Dynalectric | 16/63 | | \$ 2,160.00 | | \$ 2,160.00 | 63% | 100.00% |
| SAO 10/20 | MIA NTD FIS Security Doors Upgrade | MCM | | 1/8/13 | \$ 112,903.44 | | \$ 112,903.44 | | 90% | 100.00% |
| | | | Dash Door & Closure | 10/20 | | \$ 101,696.00 | | \$ 101,696.00 | 90% | 100.00% |
| | | | | | | | | | | |
| SAO 11 | MIA NTD FIS Station Interior Finish | MCM | | 3/20/13 | \$ 868.16 | | \$ 868.16 | | 92% | 100.00% |
| | | | Ruben Electric Tech., Inc. | 11 | | \$ 800.00 | | \$ 800.00 | 92% | 100.00% |
| SAO 12 | MIA Top of Port Restauranr MIA Hotel - Flooring | MCM | | 2/28/13 | \$ 3,311.19 | | \$ 3,311.19 | | 87% | 100.00% |
| | | | Supreme Ceiling & Interior | 12 | | \$ 2,872.00 | | \$ 2,872.00 | 87% | 100.00% |
| SAO 14 | MIA OPF Building 40 & 41 Repairs & Renov | MCM | | 7/9/13 | \$ 268,407.65 | | \$ 268,407.65 | | 92% | 100.00% |
| | | | A1 All Florida Painting | 14 | | \$ 78,125.00 | | \$ 78,125.00 | 29% | 100.00% |
| | | | Hernandez Metal Fabrication | 14 | | \$ 169,020.00 | | \$ 169,020.00 | 63% | 100.00% |
| SAO 21 | MIA OPF Building 40 & 41 Repairs & Renov | MCM | | 1/23/14 | \$ 17,702.21 | | \$ 17,702.21 | | 92% | 100.00% |
| | | | Hernandez Metal Fabrication | 21 | | \$ 16,232.98 | | \$ 16,232.98 | 92% | 100.00% |
| SAO 24/34 | MIA OPF Building 40 & 41 Repairs & Renov | MCM | | 2/14/14 | \$ 21,380.26 | | \$ 21,380.26 | | 94% | 100.00% |
| | | | Hernandez Metal Fabrication | 24/34 | | \$ 20,135.00 | | \$ 20,135.00 | 94% | 100.00% |
| SAO 17/35 | MIA NTD CPB Lamps - Procurement | MCM | | 7/26/13 | \$ 3,777.90 | | \$ 3,777.90 | | 95% | 100.00% |
| | | | Eglo USA Inc | 17/35 | | \$ 3,600.00 | | \$ 3,600.00 | 95% | 100.00% |
| SAO 18 | MIA Conc H Canopy Replacement | MCM | | 7/26/13 | \$ 121,945.90 | | \$ 121,945.90 | | 92% | 100.00% |
| | | | Paradise Awning | 18 | | \$ 112,000.00 | | \$ 112,000.00 | 92% | 100.00% |
| SAO 19 | MIA NTD Backup A/C Units Installation | MCM | | 9/9/13 | \$ 66,059.80 | | \$ 66,059.80 | | 89% | 100.00% |
| | | | Sunshine State Air Cond. | 19 | | \$ 59,000.00 | | \$ 59,000.00 | 89% | 100.00% |
| SAO 22/25 | MIA Central Blvd Piers | MCM | | 10/31/13 | \$ 17,363.20 | | \$ 17,363.20 | | 92% | 100.00% |
| | | | Bonded Lighting Protection | 22/25 | | \$ 16,000.00 | | \$ 16,000.00 | 92% | 100.00% |
| SAO 23 | MIA Train Station Scaffolding | MCM | | 1/8/14 | \$ 13,706.59 | | \$ 13,706.59 | | 92% | 100.00% |
| | | | Safway Service, LLC | 19 | | \$ 12,630.47 | | \$ 12,630.47 | 92% | 100.00% |

Community Small Business Enterprises
CSBE Advisory Board Quarterly Report
April 30, 2022

| | | | | | | | | | | |
|------------------|---|--------------|--------------------------------|-------------------|-------------------------|-------------------------|--------------------------|----------------------------|-----------|-------------------|
| SAO 28 | MIA Cc Hotel Elevator - Opening for Buttons | MCM | | 6/11/14 | \$ 3,489.35 | | \$ 3,489.35 | | 92% | 100.00% |
| | | | Cityworks Construction , LLC | 28 | | \$ 3,215.40 | | \$ 3,215.40 | 92% | 100.00% |
| Project # | Project Name | Prime | Const. Subcontractor | Start Date | Contract Award | Subcontractor | Amount Paid to GC | Amount Paid to Subs | | % Complete |
| SAO 29 | MIA Cc Hotel 3rd Floor Plumbing Work | MCM | | 6/11/14 | \$ 76,560.86 | | \$ 76,560.86 | | 92% | 100.00% |
| | | | People's Plumbing | 29 | | \$ 70,550.00 | | \$ 70,550.00 | 92% | 100.00% |
| SAO 30 | MIA Cc E Check Poibnt HVAC | MCM | | 6/17/14 | \$ 1,247.98 | | \$ 1,247.98 | | 92% | 100.00% |
| | | | Sunshine State Air Cond. | 30 | | \$ 1,150.00 | | \$ 1,150.00 | 92% | 100.00% |
| SAO 31 | MIA Chapel Cladding | MCM | | 4/21/14 | \$ 5,078.74 | | \$ 5,078.74 | | 92% | 100.00% |
| | | | Architectural Cladding Spec | 31 | | \$ 4,680.00 | | \$ 4,680.00 | 92% | 100.00% |
| SAO 32 | MIA Hotel 7th Floor Panel Access | MCM | | 6/11/14 | \$ 1,378.75 | | \$ 1,378.75 | | 92% | 100.00% |
| | | | Century Fire | 32 | | \$ 1,270.50 | | \$ 1,270.50 | 92% | 100.00% |
| SAO 33 | MIA Hotel 7th Floor Panel Access | MCM | | 6/11/14 | \$ 12,363.33 | | \$ 12,363.33 | | 83% | 100.00% |
| | | | Century Fire | 33 | | \$ 2,194.94 | | \$ 2,194.94 | 18% | 100.00% |
| | | | EPIC Consultants | 33. | | \$ 1,689.93 | | \$ 1,689.93 | 14% | 100.00% |
| | | | Thevenin Enterprises | 33 | | \$ 1,335.59 | | \$ 1,335.59 | 11% | 100.00% |
| | | | Dodec Inc. | 33 | | \$ 5,062.10 | | \$ 5,062.10 | 41% | 100.00% |
| T044A | OPF - Bldg. 40 & 41 Repairs/Renovations | MCM | | | \$ 307,490.11 | | \$ 307,490.11 | | 92% | 100.00% |
| | No Measures - Emergency Job | | A-1 All Florida Painting, Inc. | | | \$ 78,125.00 | | \$ 78,125.00 | 25% | 100.00% |
| | | | Hernandez Metal Fabricators | | | \$ 205,368.00 | | \$ 205,368.00 | 67% | 100.00% |
| P049A | MIA-Elevator Sump Pump @ Cc "E" Lobby | MCM | | 3/21/15 | \$ 142,129.67 | | \$ 142,129.67 | \$ 42,043.99 | 89% | 100.00% |
| | No Measures - Emergency Job | | Richlin Plumbing, Inc. | | | \$ 118,634.00 | | \$ 118,634.00 | 83% | 100.00% |
| | | | Thevenin Enterprises, Inc. | | | \$ 8,470.00 | | \$ 8,470.00 | 6% | 100.00% |
| 781-016 | MIA-NTD BHS Parts Storage Ramp Level MEP | MCM | | 12/19/14 | \$ 567,754.58 | | \$ 567,754.58 | | 92% | 100.00% |
| | No Measures - Emergency Job | | Coakley Mechanical Inc. | | | \$ 109,927.50 | | \$ 109,927.50 | 19% | 100.00% |
| | | | Thevenin Enterprises, Inc. | | | \$ 88,895.50 | | \$ 88,895.50 | 16% | 100.00% |
| | | | C. L. Elias Construction | | | \$ 121,838.92 | | \$ 121,838.92 | 21% | 100.00% |
| | | | Fleites Construction | | | \$ 111,426.00 | | \$ 111,426.00 | 20% | 100.00% |
| | | | Hernandez Metal Fabricators | | | \$ 77,500.00 | | \$ 77,500.00 | 14% | 100.00% |
| | | | Century Fire | | | \$ 10,856.94 | | \$ 10,856.94 | 2% | 100.00% |
| T072A-2 | MIA Lower Conc. E Checkpoint Interior | MCM | | 9/15/15 | \$ 153,938.99 | | \$ 153,938.99 | | 83% | 100.00% |
| | No Measures - Emergency Job | | Senaia International | | | \$ 127,550.00 | | \$ 127,550.00 | 83% | |
| V040A-4 | MIA-Satellite E Pavement Rehab- Fueling Pkg.4 | Cherokee | | 12/28/15 | \$ 13,569,746.53 | | \$ 13,569,746.53 | | 0% | 100.00% |
| | No Available SBE/Const. Firm | | Cherokee Enterprises, Inc. | | | \$ 13,615,267.09 | | \$ 13,615,267.09 | 0% | 100.00% |
| W-001-A | MIA Overhead Utility Bridge #36 -Emerg. Work | | | 3/11/16 | \$ 2,981,675.27 | | \$ 2,981,675.27 | | 93% | 100.00% |
| | | | Weathertrol | | | \$ 546,094.00 | | \$ 546,094.00 | 18% | 100.00% |
| | | | Jador International | | | \$ 1,808,206.71 | | \$ 1,808,206.71 | 61% | 100.00% |
| | | | Fleites Construction | | | \$ 408,380.22 | | \$ 408,380.22 | 14% | 100.00% |
| | Subtotal (No Measures) | | | | \$ 29,362,970.99 | \$ 28,037,584.36 | \$ 29,362,970.99 | \$ 28,079,628.35 | 0% | |

| | | | | | | | | | | |
|--|--------------------------------------|--|--|--|-------------------|------------------|--|--|-----|--|
| | TOTAL SBE/CONSTRUCTION PARTICIPATION | | | | \$ 101,839,747.97 | \$ 53,445,952.82 | | | 52% | |
|--|--------------------------------------|--|--|--|-------------------|------------------|--|--|-----|--|

PROJECTS WITH DBE GOALS

| Project # | Project Name | Prime | DBE Subcontractor | Start Date | Contract Award | DBE Award | Amount Paid to GC | Amount Paid to All Subs | DBE Part. | % Complete |
|-----------|--|-------|-----------------------------|------------|-----------------|-----------------|-------------------|-------------------------|-----------|------------|
| P046A | MIA-Central Chiller Plant Refurb. & Modif. | MCM | | 12/28/12 | \$ 9,950,599.06 | | \$ 9,950,599.06 | \$ 8,903,894.29 | 24% | 100.00% |
| | DBE Goal (15%) | | Multiple DBE Subcontractors | | | \$ 2,367,357.75 | | \$ 2,367,357.75 | 24% | 100.00% |
| | | | | | | | | | | |
| | | | | | | | | | | |
| | TOTAL DBE PARTICIPATION | | | | \$ 9,950,599.06 | \$ 2,367,357.75 | \$ 9,950,599.06 | \$ 2,367,357.75 | 24% | |

| | | | | | | | | | | |
|---------------|--|--|--|--|------------------|-----------------|------------------|-----------------|-----|--|
| TOTALS | | | | | \$125,904,306.44 | \$86,549,378.77 | \$121,248,012.75 | \$83,213,729.87 | 69% | |
|---------------|--|--|--|--|------------------|-----------------|------------------|-----------------|-----|--|

**Project A – Jackson North Medical Center
(OHL Arellano Construction Co.)**

JACKSON HEALTH SYSTEM JACKSON NORTH MEDICAL CENTER PROJECT NO. PROJECT A-GMP0003.00

Project Team

Lino Gonzalez, Project Manager
786-537-7618; Lino.Gonzalez@ohlna.com

Nancy Caceres, Project Administrator
954-993-7608; Nancy.Caceres@ohlna.com

CM SBE-C Advisory Board Update May 2022



OVERALL CONTRACT SCOPE OF WORK NOTICE TO PROCEED DATE : 1/15/2018 END DATE : 12/31/2021

- Renovation and expansion of existing Emergency Department into Physical Therapy Area
- Renovation of the existing Surgical Department
- Alteration of 70,697 SF of new interior finishes which includes flooring, ceilings, doors, walls, casework, A/C diffusers, lighting
- Construction of a new tank farm enclosure
- Renovation of existing Labor and Delivery Area into the New Emergency Department



Contract Goals:

Mentorship
6.31 %

SBE-C
32.77%

SBE-G/S
0.25%

PROJECT INFORMATION TO-DATE

| | | |
|---|---|---|
| Total dollar value of all awarded GMP's (Award/Original Amount): \$58,317,356.05 <small>\$56,273,897.56 Current Contract Amount</small> | Total dollar value of Cost of Work: (Fee & GC not included) \$53,575,522.83 | Total dollar value contracted to SBE's to- date (all GMP's): \$16,921,355.83 |
| Total dollar value of payment received by Jackson (Paid Amount) : \$49,757,430.09 | Total number of GMP's: 6 | Total number of SBE's contracted to date (all GMP's): 22 |
| Total percentage contracted all SBE's to-date: 32% <small>(Total dollar value contracted to SBE's divided by total dollar value cost of work equals SBE percentage)</small> | | |
| GMP Requirement 32.77% | | |

SBE BREAKOUT TO-DATE

| | | | |
|--|---|--|--|
| <p>Total \$ contracted SBE-C's</p> <p>\$16,921,355.83</p> | <p>Total % contracted SBE-C's</p> <p>32% <small>GMP Requirement 32.77%</small></p> | <p>Total \$ paid-to-date SBE-C's</p> <p>\$15,909,555.80</p> | <p>Total % paid-to-date SBE-C's</p> <p>94%</p> |
| <p>Total \$ contracted SBE-G/S</p> <p>\$558,692.86</p> | <p>Total % contracted SBE-G/S</p> <p>0.97% <small>GMP Requirement 0.25%</small></p> | <p>Total \$ paid-to-date SBE-G/S</p> <p>\$542,430.69</p> | <p>Total % paid-to-date SBE-G/S</p> <p>97%</p> |
| <p>Total \$ contracted Mentor Protégé</p> <p>\$2,103,669.23 <small>CM Contract amount \$58,471,586.05</small></p> | <p>Total % contracted Mentor Protégé</p> <p>15% <small>GMP Requirement 6.31%</small></p> | <p>Total \$ paid-to-date Mentor Protégé</p> <p>\$2,011,577.24</p> | <p>Total % paid-to-date Mentor Protégé</p> <p>95%</p> |

SBE-CONSTRUCTION BREAKDOWN (LIST ALL FIRMS)

| Subcontractor | Project | Original Contract Amount with Change Order | Amount Paid to Date | Demographic Data |
|---------------------------------------|-------------------------------------|--|------------------------|-----------------------|
| Al Hill Plumbing | JNMC-PH 2 | \$1,417,728.14 (8.92%) | \$1,406,588.44 (0.99%) | African American/Male |
| Bella Fiore Landscaping | JNMC-PH 3 | \$177,094.24 (1.11%) | \$165,864.52(0.94%) | Hispanic/Female |
| CJ Fire Protection | JNMC-PH 1 JNMC-PH 3 | \$611,183.69 (3.85%) | \$567,631.85(0.93%) | African American/Male |
| Gomez Fence | JNMC-PH1 | \$980 (0.01%) | \$980 (100%) | Hispanic/Male |
| Gomez Quality Insulation/Comfort Tech | JNMC-PH 1 JNMC-PH 2 JNMC-PH 3 | \$603,235.00 (3.80%) | \$489,536 (0.81%) | Hispanic/Male |

SBE-CONSTRUCTION BREAKDOWN (CONTINUED)

| Subcontractor | Project | Original Contract Amount with Change Order | Amount Paid to Date | Demographic Data |
|-----------------------------|------------------------|--|---------------------------|-------------------------|
| Imperial Flooring | JNMC-PH 1 JNMC-PH 3 | \$871,841.65 (5.49%) | \$822,141.07 (0.94%) | Hispanic/Male |
| Franklin Flooring | JNMC-PH 2 | \$107,719.38(0.68%) | \$94,625.92 (0.88%) | African American/Male |
| Mars Contractors, Inc | JNMC-PH 1 JNMC-PH 3 | \$4,460,072.93 (28.06%) | \$4,170,958.91 (0.94%) | African American/Female |
| MCR Mechanical/Summa Metals | JNMC-PH 2 | \$24,000 (0.15%) | \$24,000 (100%) | Caucasian/Male |
| Massu Infrastructure | JNMC-PH 3 | \$195,197.73 (1.23%) | \$185,437.84 (0.95%) | Hispanic/Male |

SBE-CONSTRUCTION BREAKDOWN (CONTINUED)

| Subcontractor | Project | Original Contract Amount with Change Order | Amount Paid to Date | Demographic Data |
|---------------------------------|-------------------------------------|--|----------------------|-----------------------|
| Office Furniture by Tempo | JNMC-PH 2 JNMC-PH 3 | \$785,709.65 (4.94%) | \$746,424.17 (0.95%) | Hispanic/Male |
| Salomon Roofing | JNMC-PH 1 JNMC-PH 2 JNMC-PH 3 | \$976,590.31 (6.14%) | \$930,356.94 (0.95%) | Caucasian/Male |
| Solutions Construction | JNMC-PH 1 JNMC-PH 2 JNMC-PH 3 | \$827,256.62 (5.20%) | \$743,745.05 (0.90%) | Hispanic/Male |
| Supreme Ceiling | JNMC-PH 3 | \$561,097.31 (3.53%) | \$532,091.72 (0.95%) | African American/Male |
| Electrical Alliance/Road Runner | JNMC-PH 2 | \$357,924.77 (2.25%) | \$357,924.77 (100%) | Caucasian/Male |

SBE-CONSTRUCTION BREAKDOWN (CONTINUED)

| Subcontractor | Project | Original Contract Amount with Change Order | Amount Paid to Date | Demographic Data |
|-----------------------------------|------------------------------------|---|------------------------|-----------------------|
| Tropical Electric/ E-Tech | JNMC-PH 3 | \$154,963.64 (0.88%) | \$147,216.00 (0.95%) | Hispanic/Male |
| Real Master Construction (RMC) | JNMC-PH 1 JNMC-PH 3 | \$3,842,894.02 (23.94%) | \$3,626,148.10 (0.90%) | Caucasian/Male |
| W&R Construction | JNMC-PH 2 | \$24,950.66 (0.16%) | \$22,185.59 (0.89%) | Hispanic/Male |
| Renco Demolition | JNMC-PH 2 | \$159,174.15 (0.94%) | \$159,174.15 (1%) | African American/Male |
| Sepi Painting | JNMC-PH1 JNMC-PH 2 JNMC-PH 4 | \$630,864.04 (3.73%) | \$590,038.50 (94%) | Hispanic/Male |

SBE-CONSTRUCTION BREAKDOWN:

| Subcontractor | Project | Original Contract Amount with Change Order | Amount Paid to Date | Demographic Data |
|--------------------------------|-----------|--|------------------------|------------------|
| Solares Electric | JNMC-PH 1 | \$81,032.90 (0.48%) | \$76,891.26 (95%) | Hispanic/Male |
| Gomez Quality/Mars Contractors | JNMC-PH 4 | \$49,595.00 (0.29%) | \$49,595.00 (100%) | Hispanic/Male |
| SBE Total: | | \$16,921,355.83 | \$15,909,555.80 | |

| | | | |
|-----------------------------|----------------------------|-------------------------------|------------------------------|
| Total \$ contracted SBE-C's | Total % contracted SBE-C's | Total \$ paid-to-date SBE-C's | Total % paid-to-date SBE-C's |
| \$ 16,921,355.83 | 32 % | \$ 15,909,555.80 | 94% |

GMP Requirement
 32.77%

SBE-CONSTRUCTION DEMOGRAPHIC DATA

TOTAL NUMBER OF FIRMS: #22 PROJECT TOTAL \$16,921,355.83

11 Hispanic-owned
(25% of SBE-C)
\$4,225,876.89

5 African-American owned
(17% of SBE-C)
\$2,856,902.67

4 Caucasian owned
(31% of SBE-C)
\$5,201,409.10

2 Woman-owned
(27% of SBE-C)
\$4,637,167.17

SBE-GOODS & SERVICES BREAKDOWN (LIST ALL FIRMS)

| Subcontractor | Project | Original Contract Amount with Change Order | Amount Paid to Date | Demographic Data |
|-----------------------|------------------------|--|---------------------|------------------|
| | | | | |
| Mark Products USA | JNMC-PH 1 | \$465,922.89 (0.84%) | \$457,621.34 (98%) | Caucasian/Male |
| Cube Care | JNMC-PH 2 JNMC-PH 3 | \$76,040.85 (0.14%) | \$69,753.14 (92%) | Hispanic/Female |
| Schedule 10 | JNMC-PH 3 | \$16,729.12 (0.02%) | \$15,056.21 (90%) | Caucasian/Female |
| SBE-G/S Total: | | \$558,692.86 | \$542,430.69 | |

Total \$ contracted
SBE-G/S's

\$ 558,692.86

Total % contracted
SBE-G/S's

0.97%

GMP Requirement
0.25%

Total \$ paid-to-date
SBE-G/S's

\$ 542,430.69

Total % paid-to-date
SBE-G/S's

97%

SBE-GOODS & SERVICES DEMOGRAPHIC DATA

TOTAL NUMBER OF FIRMS: 3 PROJECT TOTAL \$558,692.86

0 Hispanic-owned
(0% of SBE-G&S)

0 African-American owned
(0% of SBE-G&S)

1 Caucasian owned
(83% of SBE-G&S)
\$465,922.89

2 Woman-owned
(17% of SBE-G&S)
\$92,769.97

SBE MENTOR-PROTÉGÉ BREAKDOWN (LIST ALL FIRMS)

| Subcontractor | Project | Original Contract Amount with Change Order | Amount Paid to Date | Demographic Data |
|--|--|--|---------------------|-------------------------|
| | | | | |
| Asset Management (Messam Construction) | JNMC-PH 1 JNMC-PH 2 JNMC-PH 3 JNMC-PH 4 | \$2,103,669.23 | \$2,011,577.24 | African American/Female |
| SBE Mentor-Protégé Total: | | \$2,103,669.23 | \$2,011,577.24 | |

Total \$ contracted
Mentor Protégé

\$2,103,669.23

Total % contracted
Mentor Protégé

15 %

GMP Requirement
6.31%

Total \$ paid-to-date
Mentor Protégé

\$2,011,577.24

Total % paid-to-date
Mentor Protégé

95%

SBE MENTOR-PROTÉGÉ DEMOGRAPHIC DATA

TOTAL NUMBER OF FIRMS: #1 PROJECT TOTAL \$2,103,669.23

0 Hispanic-owned
(0% of SBE)

0 African-American owned
(0% of SBE)

0 Caucasian owned
(0% of SBE)

1 Woman-owned
(100% of SBE)
\$2,011,577.24

NON-SBE FIRMS BREAKDOWN (LIST ALL FIRMS)

| Subcontractor | Project | Original Contract Amount with Change Order | Amount Paid to Date | Demographic Data |
|-----------------------|-------------------------------------|--|----------------------|------------------|
| All Metals | JNMC-PH 2 | \$13,713 (0.07%) | \$12,341.70 (90%) | Hispanic /Male |
| AlliedBean Demolition | JNMC-PH 1 JNMC-PH 3 | \$793,217.59 (3.86%) | \$728,405.55 (92%) | Caucasian/ Male |
| Ancient Mariner | JNMC-PH 1 JNMC-PH 2 | \$70,367 (0.34%) | \$51,856.76 (74%) | Caucasian/ Male |
| B&B Rolling Door | JNMC-PH 3 | \$15,384.00 (0.07%) | \$14,614.80 (95%) | Hispanic/ Male |
| Bergolla Inc | JNMC-PH 1 JNMC-PH 2 | \$206,780.21 (1.01%) | \$192,634.45 (93%) | Hispanic/ Male |
| Calima | JNMC-PH 3 | \$131,981 (0.64%) | \$83,815.92 (64%) | Hispanic/ Male |
| Comfort Tech | JNMC-PH 1 JNMC-PH 2 JNMC-PH 3 | \$6,060,189.51(29.47%) | \$5,798,382.98 (96%) | Hispanic/ Female |

NON-SBE FIRMS BREAKDOWN (LIST ALL FIRMS)

| Subcontractor | Project | Original Contract Amount with Change Order | Amount Paid to Date | Demographic Data |
|-----------------------------|-------------------------------------|--|----------------------|-------------------|
| Cooks & Boardman | JNMC-PH 2 | \$9,278 (0.05%) | \$8,350.20 (90%) | Caucasian/ Male |
| Creative Terrazzo | JNMC-PH 1 JNMC-PH 2 | \$108,715(0.53%) | \$102,849.25 (95%) | Caucasian/ Male |
| DBKP Construction | JNMC-PH 3 | \$41,676 (0.20%) | \$39,592.20 (95%) | Caucasian/ Male |
| E-Tech Electric | JNMC-PH 1 JNMC-PH 2 JNMC-PH 3 | \$5,371,607.46(26.12%) | \$5,033,530.78 (94%) | Hispanic/ Male |
| Inpro | JNMC-PH 1 JNMC-PH 2 | \$444,184.12 (2.16%) | \$343,967.78 (77%) | Caucasian/ Male |
| Lotspiech | JNMC-PH 2 JNMC-PH 3 | \$226,545 (1.10%) | \$218,170.80 (96%) | Caucasian/ Male |
| Mills & Nebraska | JNMC-PH 1, 2 , 3 | \$1,439,165.14 (7%) | \$1,354,881.36 (94%) | Caucasian/ Female |

NON-SBE FIRMS BREAKDOWN (LIST ALL FIRMS)

| Subcontractor | Project | Original Contract Amount with Change Order | Amount Paid to Date | Demographic Data |
|-------------------|-------------------------------------|--|-----------------------|-------------------|
| Modular Services | JNMC-PH 3 | \$132,043.84 (0.64%) | \$125,441.64 (95%) | Caucasian/ Female |
| Mortech | JNMC-PH 1 | \$56,083.34 (0.27%) | \$56,083.34 (100%) | Caucasian/ Male |
| MP Fire Stop | JNMC-PH 2 | \$42,549 (0.21%) | \$42,549 (100%) | Hispanic/ Male |
| O&R Construction | JNMC-PH 3 | \$348,411.76 (1.69%) | \$330,990.87 (95%) | Hispanic/ Male |
| Paramount Drywall | JNMC-PH 2 | \$1,014,446.56 (4.93%) | \$1,014,446.56 (100%) | Hispanic/ Male |
| Pawling Corp | JNMC-PH 1 JNMC-PH 3 | \$3,287.01 (0.02%) | \$2,367.91 (72%) | Caucasian/ Male |
| Pena Alum | JNMC-PH 1 JNMC-PH 2 JNMC-PH 3 | \$233,489 (1.14%) | \$224,667.95 (96%) | Hispanic/ Male |

NON-SBE FIRMS BREAKDOWN (LIST ALL FIRMS)

| Subcontractor | Project | Original Contract Amount with Change Order | Amount Paid to Date | Demographic Data |
|--------------------------|------------------------|--|-----------------------|------------------|
| Perfection Architectural | JNMC-PH 3 | \$13,600 (0.07%) | \$11,340 (83%) | Caucasian/ Male |
| Poblocki | JNMC-PH 3 | \$227,270.04 (1.11%) | \$140,230.71 (62%) | Caucasian/ Male |
| Resource for Floors | JNMC-PH 2 | \$234,404.88 (1.19%) | \$234,220.11 (100%) | Caucasian/ Male |
| Road Runner | JNMC-PH 2 | \$1,715,574.98 (8.71%) | \$1,710,886.98 (100%) | Hispanic/ Male |
| Stanley Doors | JNMC-PH 3 | \$269,761 (1.37%) | \$226,273.26 (84%) | Caucasian/ Male |
| Storage Craft | JNMC-PH 3 | \$30,106 (0.15%) | \$24,928.20 (83%) | Caucasian/ Male |
| Summa Metals | JNMC-PH 2 | \$198,053.44 (1.01%) | \$198,053.44 (100%) | Caucasian/ Male |
| Strut Tech | JNMC-PH 2 JNMC-PH 3 | \$90,166 (0.46%) | \$86,456 (96%) | Caucasian/ Male |

NON-SBE FIRMS BREAKDOWN (LIST ALL FIRMS)

| Subcontractor | Project | Original Contract Amount with Change Order | Amount Paid to Date | Demographic Data |
|-----------------------|-----------|--|------------------------|------------------|
| SwissLog | JNMC-PH 2 | \$63,637 (0.31%) | \$63,637 (100%) | Caucasian/ Male |
| Wausau Tile | JNMC-PH 3 | \$21,339.59 (0.10%) | \$20,272.61 (95%) | Caucasian/ Male |
| Wittrock | JNMC-PH 2 | \$66,939 (0.33%) | \$60,342.91 (90%) | Caucasian/ Male |
| Non-SBE Total: | | \$19,693,965.47 | \$18,556,583.02 | |

Total \$ contracted
Non-SBE

\$19,693,965.47

Total % contracted
Non-SBE

35%

Total \$ paid-to-date
Non-SBE

\$ 18,556,583.02

Total % paid-to-date
Non-SBE

94%

NON-SBE DEMOGRAPHIC DATA

TOTAL NUMBER OF FIRMS: #32 PROJECT TOTAL \$19,693,965.07

9 Hispanic-owned
(37% of Non-SBE)
\$7,378,361.99

0 African-American owned
(0% of Non-SBE)
\$0.00

22 Caucasian owned
(32% of Non-SBE)
\$6,255,413.97

1 Woman-owned
(31% of Non-SBE)
\$6,060,189.51

DEMOGRAPHIC DATA

SBE VS NON-SBE FIRMS: SBE 22 – NON SBE 32

SBE Firms = \$16,921,355.83

11 Hispanic-owned
(25% of SBE-C and G&S)
\$4,225,876.89

5 African-American owned
(16% of SBE-C and G&S)
\$2,856,902.67

5 Caucasian owned
(33% of SBE-C and G&S)
\$5,667,331.99

4 Woman-owned
(26% of SBE-C and G&S)
\$4,729,937.14

Non-SBE Firms = \$19,693,965.47

9 Hispanic-owned
(37% of Non-SBE)
\$7,378,361.99

0 African-American owned
(0% of Non-SBE)
\$0.00

22 Caucasian owned
(32% of Non-SBE)
\$6,255,413.97

1 Woman-owned
(31% of Non-SBE)
\$6,060,189.51

ISSUE/CONCERN WITH SBEs/SBE PROGRAM

- No current issues or concerns

THANK YOU



**Project B- Jackson West Medical Center
(W.G. Yates Construction)**

JACKSON HEALTH SYSTEM

PROJECT NAME PROJECT B: JACKSON WEST MEDICAL CENTER

PROJECT NO. 4107476-0-CAPS

CM SBE-C Advisory Board Update

May 16th, 2022

Project Team

Lawrence Dow, Controller
901-684-2606, ldow@wgyates.com

Nick Nowell, Project Executive
228-348-2145, nnowell@wgyates.com

Jinet Pulliam, Accounting Manager
305-505-0784, jpulliam@wgyates.com



OVERALL CONTRACT SCOPE OF WORK NOTICE TO PROCEED DATE : 3/6/2018 END DATE : IN CLOSEOUT

- 27-Acre campus
- 100-Bed acute care hospital
- Medical office building
- Parking garage
- Central energy plant
- 998,300 SF facility
- Includes:
 - Primary and specialty children's clinic
 - Adult specialty clinic
 - Imaging and diagnostics
 - Emergency department
 - Children's ambulatory pavilion



Contract Goals:

Mentorship
6.31 %

SBE-C
34.05%

SBE-G/S
0.25%

PROJECT INFORMATION TO-DATE

| | | |
|---|---|---|
| Total dollar value of all awarded GMP's: \$210,367,354 | Total dollar value of Cost of Work: \$191,589,100 | Total dollar value contracted to SBE's to- date (all GMP's): \$71,100,672 |
| Total dollar value of payment received by Jackson: \$176,557,873 | Total number of GMP's: 10 | Total number of SBE's contracted to date (all GMP's): 26 |
| Total percentage contracted all SBE's to-date: 37.11% (Excludes Mentor-Protégé %) (Total dollar value contracted to SBE's divided by total dollar value cost of work equals SBE percentage) | | |

SBE BREAKOUT TO-DATE

| | | | |
|---------------------------------------|--------------------------------------|---|--|
| Total \$ contracted SBE-C's | Total % contracted SBE-C's | Total \$ paid-to-date SBE-C's | Total % paid-to-date SBE-C's |
| \$69,747,932 | 36.40% | \$62,840,314 | 32.80% |
| Total \$ contracted SBE-G/S | Total % contracted SBE-G/S | Total \$ paid-to-date SBE-G/S | Total % paid-to-date SBE-G/S |
| \$1,352,740 | 0.71% | \$1,314,110 | 0.69% |
| Total \$ contracted Mentor Protégé | Total % contracted Mentor Protégé | Total \$ paid-to-date Mentor Protégé | Total % paid-to-date Mentor Protégé |
| \$1,510,862 | 14.87% OF GCS | \$1,510,862 | 14.87% OF GCS |

SBE-CONSTRUCTION BREAKDOWN (LIST ALL FIRMS)

| Subcontractor | Project | Original Contract Amount with Change Order | Amount Paid to Date | Demographic Data |
|---|---------|--|---------------------|------------------|
| A-1 All Florida Painting, Inc | B | \$1,902,930 | \$1,737,041 | Hispanic |
| Titan Construction Group | B | \$710,809 | \$710,809 | Unknown |
| Trojan Builders Inc | B | \$5,611,120 | \$5,485,979 | Caucasian |
| EM & G Firestopping and Life Safety Consultants | B | \$1,189,439 | \$1,191,668 | Hispanic |
| Epic Consultants | B | \$7,551,992 | \$7,901,992 | Hispanic |

SBE-CONSTRUCTION BREAKDOWN (CONTINUED)

| Subcontractor | Project | Original Contract Amount with Change Order | Amount Paid to Date | Demographic Data |
|-----------------------------|---------|--|---------------------|------------------|
| The Go 2 Guy | B | \$5,618,152 | \$4,359,404 | Hispanic |
| Gomez & Son Fence | B | \$168,967 | \$152,071 | Hispanic |
| Imperial Flooring Solutions | B | \$4,277,361 | \$3,877,719 | Woman |
| Coakley Mechanical | B | \$2,664,386 | \$2,587,168 | African-American |
| Gomez Quality Insulation | B | \$2,738,305 | \$2,173,431 | Hispanic |

SBE-CONSTRUCTION BREAKDOWN (CONTINUED)

| Subcontractor | Project | Original Contract Amount with Change Order | Amount Paid to Date | Demographic Data |
|---------------------------------|---------|--|---------------------|------------------|
| Jarod Construction Services | B | \$16,427,866 | \$13,551,335 | Hispanic |
| JJAS Door Installations | B | \$3,657,211 | \$3,309,619 | Hispanic |
| Master Painting and Solutions | B | \$26,861 | \$60,633 | Hispanic |
| Solution Construction | B | \$7,848,057 | \$7,210,525 | Hispanic |
| All Quality Electrical Services | B | \$3,401,145 | \$2,754,726 | African-American |

SBE-CONSTRUCTION BREAKDOWN (CONTINUED)

| Subcontractor | Project | Original Contract Amount with Change Order | Amount Paid to Date | Demographic Data |
|--|---------|---|---------------------|------------------|
| EM & G Firestopping & Life Safety Consultants | B | \$176,824 | \$158,549 | Hispanic |
| Tropical Electric | B | \$5,217,577 | \$5,217,627 | African-American |
| Osorno Group | B | \$558,930 | \$400,018 | Hispanic |

Total \$ contracted
SBE-C's

\$ 69,747,932

Total % contracted
SBE-C's

36.40 %

Total \$ paid-to-date
SBE-C's

\$ 62,840,314

Total % paid-to-date
SBE-C's

32.80%

SBE-CONSTRUCTION DEMOGRAPHIC DATA

TOTAL NUMBER OF FIRMS: 17

Total \$ contracted SBE-C's - \$69,747,932
Total % contracted SBE-C's – 36.40%

11 Hispanic-owned
\$47,865,534 Contracted
68.63% of SBEC Contracted

3 African-American owned
\$11,283,108 Contracted
16.18% of SBEC Contracted

1 Caucasian owned
\$5,611,120 Contracted
8.04% of SBEC Contracted

1 Woman-owned
\$4,277,361 Contracted
6.13% of SBEC Contracted

1 Unknown-owned
\$710,809 Contracted
1.02% of SBEC Contracted

SBE-GOODS & SERVICES BREAKDOWN (LIST ALL FIRMS)

| Subcontractor | Project | Original Contract Amount with Change Order | Amount Paid to Date | Demographic Data |
|------------------------------------|---------|--|---------------------|------------------|
| Aaron Industrial Safety | B | \$17,264 | \$17,264 | Unknown |
| JML Irrigation & Landscaping | B | \$451,978 | \$451,978 | Hispanic |
| Doral Digital Reprographics | B | \$40,719 | \$32,611 | Hispanic |
| Go Green Document Solutions | B | \$15,032 | \$14,166 | Unknown |
| Integrity Janitorial Services Corp | B | \$296,561 | \$232,545 | Unknown |
| Lehman Pipe and Supply | B | \$84,209 | \$84,209 | Caucasian |
| Lehman Pipe and Supply | B | \$431,290 | \$431,290 | Caucasian |
| Stonegate Allied Services | B | \$15,687 | \$15,687 | Unknown |

Total \$ contracted
SBE-G/S's

\$1,352,740

Total % contracted
SBE-G/S's

0.71%

Total \$ paid-to-date
SBE-G/S's

\$1,314,110

Total % paid-to-date
SBE-G/S's

0.69%

SBE-GOODS & SERVICES DEMOGRAPHIC DATA

TOTAL NUMBER OF FIRMS: 7

Total \$ contracted SBE-G/S's - \$1,352,740
Total % contracted SBE-G/S's – 0.71%

2 Hispanic-owned
\$492,697 Contracted
36.42% of G&S Contracted

0 African-American owned

1 Caucasian owned
\$515,499 Contracted
38.11% of G&S Contracted

0 Woman-owned

4 Unknown-owned
\$344,544 Contracted
25.47% of G&S Contracted

SBE MENTOR-PROTÉGÉ BREAKDOWN (LIST ALL FIRMS)

| Subcontractor | Project | Original Contract Amount with Change Order | Amount Paid to Date | Demographic Data |
|----------------------------------|---------|--|---------------------|------------------|
| Lego Construction | B | \$932,145 | \$932,145 | Hispanic |
| Lunacon Construction | B | \$578,717 | \$578,717 | Hispanic |
| | | | | |
| | | | | |
| | | | | |
| SBE Mentor-Protégé Total: | | \$1,510,862 | \$1,510,862 | |

Total \$ contracted
Mentor Protégé

\$1,510,862

Total % contracted
Mentor Protégé

14.87% OF GCS

Total \$ paid-to-date
Mentor Protégé

\$1,510,862

Total % paid-to-date
Mentor Protégé

14.87% OF GCS

DEMOGRAPHIC DATA

SBE FIRMS: 26

SBE Firms = 26

15 Hispanic-owned

\$48,358,231 Contracted, 68.01% of SBE Contracted

3 African-American owned

\$11,283,108 Contracted, 15.87% of SBE Contracted

2 Caucasian owned

\$6,126,619 Contracted, 8.62% of SBE Contracted

1 Woman-owned

\$4,277,361 Contracted, 6.02% of SBE Contracted

5 Unknown-Owned

\$1,055,353 Contracted, 1.48% of SBE Contracted

DEMOGRAPHIC DATA

SBE VS NON-SBE FIRMS: 26 VS 32

SBE Firms = \$71,100,672

15 Hispanic-owned
(68.01% of SBE-C and G&S)
\$48,358,231

3 African-American owned
(15.87% of SBE-C and G&S)
\$11,283,108

2 Caucasian owned
(8.62% of SBE-C and G&S)
\$6,126,619

1 Woman-owned
(6.02% of SBE-C and G&S)
\$4,277,361

5 Unknown-Owned
(1.48% of SBE-C and G&S)
\$1,055,353

Non-SBE Firms = \$120,488,428

Demographic Information is Not Known

ISSUE/CONCERN WITH SBES/SBE PROGRAM

- None

THANK YOU

**Project E- Jackson South Medical Center
(Turner Construction Company)**

JACKSON HEALTH SYSTEM JHS SOUTH & MOB TENANT SPACES PROJECT "E"

CM SBE-C Advisory Board Update May 2022



Project Team

Kumiko Tanizaki, Project Engineer – JHS South

786-531-5468, ktanizaki@tcco.com

ktanizaki@tcco.com

Roody Numa, Project Manager – MOB Tenant Spaces

786-261-3983,

rnuma@tcco.com

Ben Baron, Project Engineer – MOB Tenant Spaces

786-510-2168, bbaron@tcco.com

Eric Van Hook, Project Executive

646-634-6100;

evanhook@tcco.com

JHS SOUTH – OVERALL CONTRACT

SCOPE OF WORK

NOTICE TO PROCEED DATE : 1/1/2018

END DATE : 2/28/22

Build out of the following areas:

- LDRP, CCS, PED's, AANNEX, OB, C-SECTION, MED SURGE SOUTH, BH.
- New Roof
- CEP East and West Building Upgrades

Contract Goals: JHS South

| Mentorship | SBE-C | SBE-G/S |
|------------|--------|---------|
| 6.31 % | 32.77% | 0.25% |

MOB TENANT SPACES – OVERALL CONTRACT SCOPE OF WORK

NOTICE TO PROCEED DATE: 3/18/21

END DATE (TCO Completed): 9/3/21

Build out of the following areas:

- Pediatric's, Obstetris, Bariatric, Orthopedics, and Rehab Suite.

Scope of Work

- Framing/Drywall, New Domestic/Sanitary Plumbing, New Overhead Lighting, Fire Alarm, Adding On To Existing HVAC Systems, Division 10, and New Flooring

Contract Goals: MOB Tenant Space

| SBE-C | SBE-G/S |
|--------|---------|
| 32.77% | 0.25% |

PROJECT INFORMATION TO-DATE

Total dollar value of all awarded GMP's

\$35,401,879.36

(JHS South & MOB Tenant Spaces)

JHS \$31,429,801.36 (Thru Mar 2022)

MOB \$3,972,078.00 (Thru Feb 2022)

Total dollar value of payment received by Jackson:

\$33,960,243.54

JHS South \$30,175,812.36

MOB Tenant Spaces \$3,784,431.18

Total dollar value of Cost of Work

\$29,531,384.60

(Includes JHS South & MOB Tenant Spaces)

JHS \$25,733,616.10 (Thru Dec 2021)

MOB \$3,007,509.70 (Thru Mar 2022)

Total number of GMP's:

4 – ICU

CEP

PH2

MOB Tenant Spaces

Total dollar value contracted to SBE's to-date (all GMP's):

\$8,300,211.45

(Includes JHS South & MOB Tenant Spaces)

JHS - \$7,456,336.27

MOB - \$843,875.19

Total number of SBE's contracted to date (all GMP's):

20 SBE-Con

(3 - SBE's worked in JHS South & MOB)

Total percentage contracted all SBE's to-date: 30.20% Construction (Includes JHS South & MOB)

(Total dollar value contracted to SBE's divided by total dollar value cost of work equals SBE percentage)

JHS SOUTH & MOB SBE BREAKOUT TO-DATE

| | | | |
|---|--|--|---|
| <p>Total \$ contracted SBE-C's</p> <p>\$9,454,157.46</p> <p>JHS South \$8,358,854.32 MOB \$1,095,303.14</p> | <p>Total % contracted SBE-C's</p> <p>30.20%</p> <p>JHS South 25.13% MOB 2.84%</p> | <p>Total \$ paid-to-date SBE-C's</p> <p>\$7,390,072.19</p> <p>JHS South \$6,864,375.82 MOB \$871,091.56</p> | <p>Total % paid-to-date SBE-C's</p> <p>78.16%</p> <p>JHS South 81.04% MOB 78.65%</p> |
| <p>Total \$ contracted SBE-G/S</p> <p>\$164,590.21</p> <p>JHS South \$141,702.46 MOB \$22,887.75</p> | <p>Total % contracted SBE-G/S</p> <p>0.56%</p> <p>JHS South 0.55% MOB 0.007%</p> | <p>Total \$ paid-to-date SBE-G/S</p> <p>\$164,590.21</p> <p>JHS South \$141,601.46 MOB \$22,887.75</p> | <p>Total % paid-to-date SBE-G/S</p> <p>99.94%</p> <p>JHS South 99.93% MOB 100%</p> |
| <p>Total \$ contracted Mentor Protégé</p> <p>\$403,996.68</p> <p>COW: \$4,520,845.90 CM Amount: \$5,016,945.34</p> | <p>Total % contracted Mentor Protégé</p> <p>8.936%</p> | <p>Total \$ paid-to-date Mentor Protégé</p> <p>\$403,996.68</p> | <p>Total % paid-to-date Mentor Protégé</p> <p>100%</p> |

SBE-CONSTRUCTION BREAKDOWN (LIST ALL FIRMS)

| Subcontractor | Project | Contract Amount | Paid to date | Demographic Data |
|--------------------------------|-----------------|-----------------|----------------|-------------------------|
| A-1 All Florida Painting | JHS "E" PH2 | \$303,417.97 | 281,400.13 | Hispanic American/Male |
| American Structural Corp. | JHS "E" PH2 | \$348,658.76 | \$313,792.88 | Hispanic American/Male |
| Amion Enterprises | JHS "E" PH2 | \$789,575.16 | \$746,088.88 | Hispanic American/Male |
| Epic Consultants | JHS "E" ICU/PH2 | \$3,608,891.37 | \$3,436,014.22 | Hispanic American/Male |
| DL Renovations | JHS "E" PH2 | \$192,000.00 | \$179,440.48 | Hispanic American/Male |
| Florida Electrical Contractors | JHS "E" ICU/PH2 | \$165,729.00 | \$149,040.91 | Hispanic American/Male |
| Global Communications Security | JHS ICU/PH2 | \$56,759.70 | \$51,708.80 | Hispanic American/Male |
| Jampro Demolition | JHS PH2 | \$100,000.00 | \$97,918.87 | African American/Male |
| JJAS Door Installations | JHS PH2 | \$21,580.00 | \$9,236.25 | Hispanic American/Woman |
| J.T. Equipment Services | JHS PH2 | \$10,514.00 | \$0.00 | White American/Male |
| Osorno Group | JHS ICU/PH2 | \$446.196.00 | \$459,906.42 | Hispanic American/Male |
| Victoria Electric | JHS ICU/PH2 | \$1,550,571.70 | \$1,182,352.42 | Hispanic American/Male |
| World of Frameless Glass | JHS ICU | \$10,800.00 | \$10,800.00 | Hispanic American/Male |

SBE-CONSTRUCTION BREAKDOWN (CONTINUED)

| Subcontractor | Project | Contract Amount | Paid to date | Demographic Data |
|---|-------------------|-----------------|--------------|------------------------|
| A-1 All Florida Painting | MOB Tenant Spaces | \$93,135.36 | \$93,688.21 | Hispanic American/Male |
| Hurricane Resistant Construction | MOB Tenant Spaces | \$35,000.00 | \$35,000.00 | White American/Woman |
| Florida Electrical Group | MOB Tenant Spaces | \$26,935.21 | \$11,837.94 | Hispanic American/Male |
| Merrick Industrial Management | MOB Tenant Spaces | \$640,061.65 | \$630,974.18 | White American/Male |
| Tropical Electric, Inc. | MOB Tenant Spaces | \$281,200.98 | \$124,895.85 | African American/Male |
| Osorno Group | MOB Tenant Spaces | \$14,680.00 | \$14,680.00 | Hispanic American/Male |
| Brophy Associates, Inc. DBA Direct Digital Concepts | MOB Tenant Spaces | \$14,289.94 | \$14,289.94 | Hispanic American/Male |

SBE-CONSTRUCTION DEMOGRAPHIC DATA

TOTAL NUMBER OF FIRMS: 20 \$7,390,072.19

14-Hispanic Owned Firms
(70% of SBE-C)
\$5,173,050.52

2-African American Owned
Firms
(10% of SBE-C)
\$739,007.22

2-Caucasian Owned Firms
(10% of SBE-C)
\$739,007.22

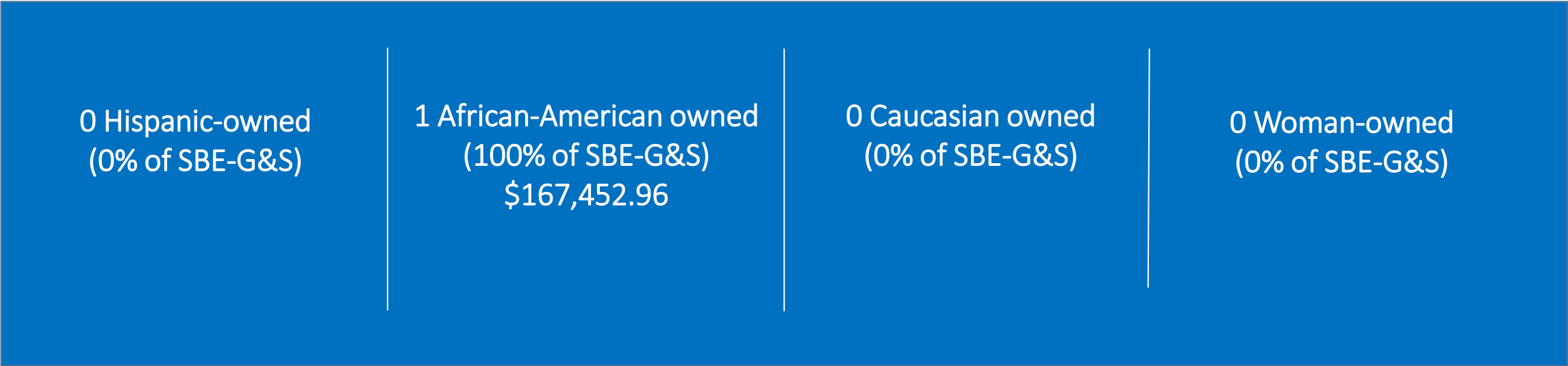
2-Woman Owned
(10% of SBE-C)
\$739,007.22

SBE-GOODS & SERVICES BREAKDOWN (LIST ALL FIRMS)

| Subcontractor | Project | Contract Amount | Paid to date | Demographic Data |
|-------------------------|-------------------|-----------------|--------------|-----------------------|
| Cannonball Services USA | JHS "E" | \$141,702.46 | \$141,601.46 | African American/Male |
| Cannonball Services USA | MOB Tenant Spaces | \$22,887.75 | \$22,887.75 | African American/Male |

SBE-GOODS & SERVICES DEMOGRAPHIC DATA

TOTAL NUMBER OF FIRMS: 01 \$167,453.96



SBE MENTOR-PROTÉGÉ BREAKDOWN (LIST ALL FIRMS)

| Subcontractor | Project | Contract Amount | Paid to date | Demographic Data |
|------------------|---------|-----------------|--------------|-------------------------|
| MCO Construction | JHS "E" | \$403,996.68 | \$403,996.68 | African American/Female |

SBE MENTOR-PROTÉGÉ DEMOGRAPHIC DATA

TOTAL NUMBER OF FIRMS: 01 \$403,996.68

0 Hispanic-owned
(0% of SBE)

1 African-American owned
(100% of SBE \$403.996.68)

0 Caucasian owned
(0% of SBE)

1 Woman-owned
(100% of SBE)
\$403,996.68

THANK YOU

**Project F – Christine E. Lynn Rehabilitation
Hospital
(Turner Construction)**

JACKSON HEALTH SYSTEM JACKSON REHABILITATION PROJECT PROJECT F

CM SBE-C Advisory Board Update
May 2022



Project Team

Eric VanHook, Project Executive

Teresa Giralt, Project Engineer

Mike Binsol, Project Superintendent

OVERALL CONTRACT NOTICE TO PROCEED DATE : 9/15/2017 END DATE : 2/1/2022 SCOPE OF WORK:

- Demolition and Enabling GMP
- Elevator for 9 story Rehab building GMP
- Structure and Dry GMP for 9 story Rehab building
- MEP GMP
- Interiors / Final GMP
- Exterior and Interior Signage



Contract Goals:

SBE-C
34.05%

SBE-G/S
.25%

PROJECT INFORMATION TO-DATE

| | | |
|--|--|---|
| Total dollar value of all awarded GMP's (Award Amount): | Total dollar value of Cost of Work: | Total dollar value contracted to SBE's to- date (all GMP's): |
| \$107,464,936.75 | \$89,695,207.96 | \$29,624,110.50 |
| Total dollar value of payment received by Jackson (Paid Amount) : | Total number of GMP's: | Total number of SBE's contracted to date (all GMP's): |
| \$103,077,222.67 | 4 | 34 |
| Total percentage contracted all SBE's to-date: 33.02 % (Total dollar value contracted to SBE's divided by total dollar value cost of work equals SBE percentage) | | |

SBE BREAKOUT TO-DATE

| | | | |
|--------------------------------|-------------------------------|----------------------------------|---------------------------------|
| Total \$ contracted SBE-C's | Total % contracted SBE-C's | Total \$ paid-to-date SBE-C's | Total % paid-to-date SBE-C's |
| \$29,408,191.33 | 34.050% | \$27,238,303.21 | 32.026% |
| Total \$ contracted SBE-G/S | Total % contracted SBE-G/S | Total \$ paid-to-date SBE-G/S | Total % paid-to-date SBE-G/S |
| \$1,943,956.90 | 2.167% | \$1,829,756.05 | 2.152% |

SBE-CONSTRUCTION BREAKDOWN (LIST ALL FIRMS)

| Subcontractor | Tier | Scope of Work | Contract Amount | Paid to date | Demographic Data |
|--|-----------------|---------------------|-----------------|-----------------|--------------------------|
| A-1 All Florida Painting | 1 st | Painting | \$ 657,934.63 | \$ 620,631.64 | Hispanic American/Male |
| Air Logic Services, Inc | 2 nd | Test & Balance | \$ 20,200.00 | \$ 20,200.00 | Hispanic/Male |
| Air Logic Services, Inc | 2 nd | Test & Balance | \$ 160,000.00 | \$ 160,000.00 | Hispanic/Male |
| Allied Demolition | 2 nd | Site Prep | \$ 191,150.00 | \$ 189,779.12 | Hispanic American/Male |
| All Quality Electrical Services | 2 nd | Electrical | \$ 1,152,951.29 | \$ 1,152,951.29 | Black American/Male |
| Amion Enterprises | 1 st | Carpet | \$ 96,322.50 | \$ 96,322.50 | Black American/Male |
| BJ Burns Incorporated | 2 nd | | \$ 152,794.97 | \$ 152,794.97 | Black American/Female |
| Direct Digital Concepts DBA Brophy and Associates | 2 nd | HVAC Controls | \$ 1,598,060.00 | \$ 1,438,231.16 | Hispanic American/Male |
| Direct Digital Concepts DBA Brophy and Associates | 2 nd | HVAC Controls | \$ 25,400.00 | \$ 25,400.00 | Hispanic American/Male |
| C.L. Elias | 2 nd | Installing Millwork | \$ 41,000.00 | \$ 29,210.15 | Other Minority/Female |
| CJ Fire Protection | 2 nd | Fire Sprinkler | \$ 39,291.75 | \$ 39,291.75 | Black American/Male |
| Coral Wood Design | 2 nd | Installing Millwork | \$ 193,488.65 | \$ 193,488.65 | Hispanic American/Female |

SBE-CONSTRUCTION BREAKDOWN (CONTINUED)

| Subcontractor | Tier | Scope of Work | Contract Amount | Paid to date | Demographic Data |
|--------------------------------|-----------------|--|-----------------|-----------------|--------------------------|
| D2 Construction | 2 nd | Exterior Metal Framing, Sheathing & Insulation | \$ 158,325.50 | \$ 158,325.50 | Black American/Male |
| Exclusive Surface Inc. | 1 st | Floor & Wall Tiling | \$ 935,224.78 | \$ 929,500.21 | Hispanic American/Female |
| Five Brothers Enterprise Corp. | 2 nd | Labor & Material for Drywall Partitions, Ceilings, Soffits, Acoustical Ceiling | \$ 3,708,099.65 | \$ 3,708,099.65 | Hispanic American/Male |
| Georges Welding Services Inc. | 1 st | Demo & Enabling furnish Structural Steel & Misc. Metals | \$ 5,561,760.63 | \$ 5,231,564.65 | Hispanic American/Male |
| Gomez Quality Insulation Inc. | 2 nd | Drywall & Insulation | \$ 22,700.00 | \$ 22,700.00 | Hispanic American/Male |
| Hi-Tech Concrete Inc | 2 nd | Supply & Fabrication of Auger Cast Reinforcement Cages | \$ 165,000.00 | \$ 41,930.58 | Hispanic American/Female |
| IGWT Construction | 1 st | General Contracting for Enabling & Corridor Self preform Drywall Framing & Paint | \$ 1,965,675.00 | \$ 1,960,881.28 | Black American/Male |
| IGWT Construction | 1 st | General Trades | \$ 185,468.54 | \$ 158,468.54 | Black American/Male |
| JJAS Door Installations, Inc. | 2 nd | Installation and Labor for Doors and Hardware | \$ 605,890.83 | \$ 255,257.26 | Hispanic American/Female |
| JT Equipment Service Co. | 2 nd | Install underground Chilled & Hot water lines | \$ 697,558.67 | \$ 697,558.67 | Caucasian/Male |
| JT Equipment Service Co. | 2 nd | Furnish & Install Air handling units | \$ 2,045,000.00 | \$ 25,938.18 | Caucasian/Male |
| JT Equipment Service Co. | 2 nd | HVAC Duct and Piping Installation | \$ 1,300,000.00 | \$ 1,300,000.00 | Caucasian/Male |

SBE-CONSTRUCTION BREAKDOWN (CONTINUED)

| Subcontractor | Tier | Scope of Work | Contract Amount | Paid to date | Demographic Data |
|-------------------------------------|-----------------|------------------------------|-----------------|------------------|------------------------|
| MAM A/C and Refrigeration Co. | 2 nd | Mechanical HVAC | \$ 35,514.92 | \$ 37,089.25 | Black American/Male |
| Metropolitan Plumbing | 2 nd | Plumbing | \$ 1,686,600.00 | \$ 1,355,185.54 | Hispanic American/Male |
| Merrick Industrial Management Corp. | 1 st | Misc. Specialties | \$ 1,834,354.09 | \$ 1,834,354.09 | Caucasian/Male |
| Merrick Industrial Management Corp. | 1 st | General Trades | \$ 1,643,901.26 | \$ 1,635,205.62 | Caucasian/Male |
| Merrick Industrial Management Corp. | 2 nd | Glazing Installation | \$ 97,792.50 | \$ 97,792.50 | Caucasian/Male |
| Metal Design Engineering | 2 nd | Installation of Air Filters | \$ 183,988.69 | \$ 183,988.69 | Hispanic American/Male |
| Osorno Group, Corp. | 2 nd | HVAC Installation | \$ 22,148.34 | \$ 22,148.34 | Hispanic American/Male |
| Outlook International Electric | 2 nd | Electrical for Enabling Work | \$ 113,231.65 | | Black American/Female |
| Solution Construction | 1 st | Enabling Site Work | \$ 2,843,670.35 | 2,674,746.22 | Hispanic American/Male |
| Z Roofing & Waterproofing Inc. | 1 st | Roofing and Accessories | \$ 1,105,826.22 | \$ 1,105,826.222 | Hispanic American/Male |

SBE-CONSTRUCTION DEMOGRAPHIC DATA

TOTAL NUMBER OF FIRMS: 29

17 Hispanic-owned
(67% or
\$17,061,625.44)

8 African-American
owned
(14% or
\$3,459,354.00)

2 Caucasian owned
(22% or
\$5,546,924.14)

1 Other Minority-
owned (0.1% or
\$29,210.15)

9 Woman-owned
(6% or
\$1,589,488.45)

SBE-GOODS & SERVICES BREAKDOWN (LIST ALL FIRMS)

| Subcontractor | Tier | Scope of Work | Contract Amount | Paid to date | Diversity Data |
|-----------------------|-----------------|--------------------------|-----------------|-----------------|--------------------------|
| Cube Care Co. | 1 st | Shades and Curtains | \$ 24,818.32 | \$ 24,818.32 | Hispanic American/Female |
| Miami Breaker Inc. | 2 nd | Equipment Reconditioning | \$ 76,900.00 | \$ 76,900.00 | Hispanic American/Male |
| Micon Scaffolding LLC | 2 nd | Equipment Rental | \$ 159,693.25 | \$ 159,693.25 | Black American/Male |
| Southern Blossoms | 1 st | Landscaping | \$ 1,568,344.48 | \$ 1,568,344.48 | Hispanic American/Female |

3 Hispanic-owned
 (91% or \$1,665,151.69)

1 African-American owned
 (8% or \$159,693.25)

1 Woman-owned
 (87% or \$1,568,344.48)

NON-SBE FIRMS BREAKDOWN (LIST ALL FIRMS)

| Subcontractor | Tier | Scope of Work | Contract Value | Diversity Data |
|---------------------------|-----------------|----------------------|------------------|------------------|
| Advanced Stucco | 1 st | Stucco | \$ 1,863,153.29 | n/a |
| AlliedBean Demolition | 1 st | Demolition | \$ 621,708.0 | n/a |
| Alpha Insulation | 1 st | Insulation | \$ 255,206.00 | n/a |
| B&I | 1 st | Plumbing/HVAC | \$ 19,203,211.41 | n/a |
| Crawford Tracey | 1 st | Curtainwall | \$ 3,260,426.29 | n/a |
| Dash Door | 1 st | Interior Glazing | \$ 662,901.08 | n/a |
| Kenpat | 1 st | Fireproofing | \$ 814,898.00 | n/a |
| Lotspeich Comp of Florida | 1 st | Doors, Frames and HW | \$ 1,248,401.67 | n/a |
| Lotspeich Drywall | 1 st | Drywall and ACT | \$ 9,213,391.27 | n/a |
| O'Neill Flooring | 1 st | Vinyl Flooring | \$ 1,610,341.58 | Caucasian Female |
| Malcolm Drilling | 1 st | Drilling | \$ 767,600.77 | n/a |

NON-SBE FIRMS BREAKDOWN (LIST ALL FIRMS)

| Subcontractor | Tier | Scope of Work | Contract Value | Diversity Data |
|--------------------------------------|-----------------|-------------------------------|-----------------|----------------|
| Quorom DBA Takeform | 1 st | Signage Interior and Exterior | \$374,630.00 | n/a |
| Recreational Design and Construction | 1 st | Pool | \$795,032.00 | n/a |
| Stabil | 1 st | Concrete | \$1,941,750.82 | n/a |
| Translogic DBA Swisslog | 1 st | Pneumatic Tubes | \$172,133.70 | n/a |
| Tri-City Electric | 1 st | Electrical | \$13,744,489.40 | n/a |
| Wilkie Sanderson | 1 st | Millwork | \$1,518,941.00 | n/a |

0 Hispanic-owned
(0% of Non-SBE)

0 African-American owned
(0% of Non-SBE)

0 Caucasian owned
(0% of Non-SBE)

1 Woman-owned
(6% of Non-SBE)

DEMOGRAPHIC DATA SBE VS NON-SBE FIRMS:

SBE Firms = Total

20 Hispanic-owned
(48% of SBE-C and G&S)

9 African-American owned
(20% of SBE-C and G&S)

2 Caucasian owned
(7% of SBE-C and G&S)

11 Woman-owned
(24% of SBE-C and G&S)

Non-SBE Firms = Total

0 Hispanic-owned
(0% of Non-SBE)

0 African-American owned
(0% of Non-SBE)

0 Caucasian owned
(0% of Non-SBE)

1 Woman-owned
(6% of Non-SBE)

THANK YOU

DTC Vertical Expansion (Turner Construction Company)

JACKSON HEALTH SYSTEM JACKSON DTC VERTICAL EXPANSION PROJECT NO. 190249

CM SBE-C Advisory Board Update
May 2022



Project Team

Alex Carvallo - PM
Project Manager
305-322-2966;
acarvallo@tcco.com

Teresa Giralt, Engineer
216-410-8640; tgiralt@tcco.com

OVERALL CONTRACT SCOPE OF WORK NOTICE TO PROCEED DATE: DTC END DATE: 05/30/2022

- Design Assist – Preconstruction (Steel, roofing, doors, windows, interior & exterior partitions, MEP)
- No SBE goal for Preconstruction
- GMP 1: Steel Mill Order ODP
- GMP 2: Enabling Scope (demolition, concrete, MEP), Structural Steel, General Requirements
- GMP 3: Concrete, Masonry, Long Lead – Elevators/Curtain Wall/Windows
- GMP 4: Remaining Shell, Envelope, MEP, Finishes

OVERALL CONTRACT SCOPE OF WORK NOTICE TO PROCEED DATE: DTC 4TH FL END: 11/18/2022

- GMP 5: Buildout Construction Scope
- GMP 6: Finishes

Contract Goals:

Mentorship
0.00 %

SBE-C
21.6%

SBE-G/S
.25%

PROJECT INFORMATION TO-DATE

| | | |
|---|--|---|
| Total dollar value of all awarded GMP's (Award Amount): \$73,629,949.49 | Total dollar value of Cost of Work: \$64,303,148.33 | Total dollar value contracted to SBE's to- date (all GMP's): \$14,128,396.30 |
| Total dollar value of payment received by Jackson (Paid Amount) : \$51,870,870.48 | Total number of GMP's: 6 | Total number of SBE's contracted to date (all GMP's): 16 |
| Total percentage contracted all SBE's to-date: 21.326 % (Total dollar value contracted to SBE's divided by total dollar value cost of work equals SBE percentage) | | |

SBE BREAKOUT TO-DATE

| | | | |
|--------------------------------|-------------------------------|----------------------------------|---------------------------------|
| Total \$ contracted SBE-C's | Total % contracted SBE-C's | Total \$ paid-to-date SBE-C's | Total % paid-to-date SBE-C's |
| \$13,962,341.08 | 21.71% | \$10,826,160.36 | 21.085% |
| Total \$ contracted SBE-G/S | Total % contracted SBE-G/S | Total \$ paid-to-date SBE-G/S | Total % paid-to-date SBE-G/S |
| \$76,079.28 | .25% | \$123,688.91 | .241% |

SBE-CONSTRUCTION BREAKDOWN (LIST ALL FIRMS)

| Subcontractor | Tier | Scope of Work | Contract Amount | Paid to date | Diversity Data |
|---------------------------------------|-----------------|---|-----------------|-----------------|------------------------|
| A-1 All Florida Painting | 1 st | Painting, Wall Coverings & Sealed Concrete Finishes | \$ 296,736.28 | \$ 281,448.87 | Hispanic American/Male |
| All Quality Electrical Services, Inc. | 2 nd | Electrical & Low Voltage | \$ 447,667.66 | \$ 447,667.66 | African American/Male |
| Brophy Associates | 2 nd | HVAC-Unit Controls | \$ 458,049.12 | \$ 458,049.12 | Hispanic American/Male |
| Cami-Axle | 1 st | CIP concrete | \$ 827,474.00 | \$ 821,797.72 | African American/Male |
| Five Brothers | 2 nd | Drywall | \$ 1,052,647.00 | \$ 1,052,647.00 | Hispanic American/Male |
| George's Welding Services Inc. | 1st | Structural Steel | \$ 3,746,964.96 | \$ 3,530,851.17 | Hispanic American/Male |
| Hodges Erectors | 2 nd | Structural Steel | \$ 1,694,763.59 | \$ 1,694,763.59 | Hispanic American/Male |
| Hurricane Resistant Construction | 2nd | Door Frame & Hardware | \$ 143,130.00 | \$ 143,130.00 | Caucasian/Female |
| John Bell Construction | 1st | Masonry | \$ 496,820.54 | \$ 490,761.59 | Hispanic American/Male |
| Jorin Construction | 2nd | ACT & Specialty Ceiling | \$ 48,810.69 | \$ 48,810.69 | Hispanic American/Male |
| Merrick Industrial Mgmt. Corp | 1st | General Trades | \$ 1,984,451.00 | \$ 1,844,997.36 | Caucasian/Male |
| Merrick Industrial Mgmt. Corp | 2 nd | General Labor | \$ 43,489.62 | \$ 43,489.62 | Caucasian/Male |
| Metropolitan Plumbing | 2nd | Plumbing | \$ 921,732.07 | \$ 921,732.07 | Hispanic American/Male |
| Osorno Group | 2 nd | Plumbing | \$ 143,148.40 | \$ 143,148.40 | Hispanic American/Male |

SBE-CONSTRUCTION BREAKDOWN (LIST ALL FIRMS)

| Subcontractor | Tier | Scope of Work | Contract Amount | Paid to date | Diversity Data |
|------------------------|-----------------|--------------------------|-----------------|---------------|------------------------|
| Osorno Group | 2 nd | HVAC Insulation | \$ 615,744.72 | \$ 615,744.72 | Hispanic American/Male |
| Tropical Electric, Inc | 2 nd | Electrical & Low Voltage | \$ 101,008.68 | \$ 101,008.68 | African American/Male |

SBE-CONSTRUCTION DEMOGRAPHIC DATA

TOTAL NUMBER OF FIRMS: 14

10 Hispanic owned
SBE-C Firms
(69% or \$7,426,742.04)

3 African American
owned SBE-C Firms
(13% or \$1,364,475.75)

2 Caucasian owned
SBE-C Firms
(19% or
\$2,000,225.29)

1 Woman owned
SBE-C Firms
(1% or \$143,130.00)

SBE-GOODS & SERVICES BREAKDOWN (LIST ALL FIRMS)

| Subcontractor | Tier | Scope of Work | Contract Amount | Paid to date | Diversity Data |
|----------------|-----------------|----------------------|-----------------|--------------|--------------------------|
| Cube Care | 1 st | Roller Window Shades | \$ 92,039.00 | \$ 92,039.00 | Hispanic American/Female |
| E. R. Brownell | 1 st | Surveying | \$ 57,775.00 | \$ 57,775.00 | Hispanic American/Male |

SBE-GOODS & SERVICES DEMOGRAPHIC DATA

TOTAL NUMBER OF FIRMS: 2

2 Hispanic-owned
(100% or \$123,688.91)

0 African-American owned
(0% of SBE-G&S)

0 Caucasian owned
(0% of SBE-G&S)

1 Woman-owned
(74% or \$91,808.91)

THANK YOU

**Foundry Project Flash
(Miller Construction Company)**

MILLER CONSTRUCTION
PROJECT NAME AMAZON TMB8
PROJECT NO. 2020-09-09

CM SBE-C Advisory Board Update May 2022



HOMESTEAD FULFILLMENT CENTER
1/2020 - 1/2021 - 1/2021 - 1/2021

PROJECT FLASH - TMB8
PERMIT REVIEW SET

Project Team

Brian Silver, Project Executive
954-444-6886
bsilver@millerconstruction.com

Kasey Mauney, Project Manager
901-634-5700
Kmauney@millerconstruction.com

Jason Morgan, Assistant PM
832-452-1254
Jmorgan@millerconstruction.com

Dorian Blaze, Sr. Superintendent
954-901-8735
Dblaze@millerconstruction.com

Jessica Escobar, Project Administrator
305-753-3669
JEscobar@millerconstruction.com

OVERALL CONTRACT SCOPE OF WORK

NOTICE TO PROCEED DATE : 09/18/2020

END DATE : 06/22/2022

- New ground up construction and sitework, of a fully sprinklered Type II-B Storage S-1 building with:
- 350,028 SF mezzanine with pick modules and conveyor systems
- 100 loading docks, 390 trailer parking stalls, and 1,012 car parking stalls including 102 electrical vehicle supply equipment (EVSE)-ready parking
- 250,000 gallon private fire pump structure and private fire loop
- 18,000 gallon liquid hydrogen bulk storage tank with (5) 7,000 psi pumps
- Site drainage includes approximately 15 acres of Storm Tek drainage piping installed beneath the truck parking lot
- 3 offsite street widenings with new drainage, and 3 more traffic intersection overhauls



Contract Goals:

Mentorship
0.00 %

SBE-C
3.77%

SBE-G/S
0.00%

PROJECT INFORMATION TO-DATE

| | | |
|--|--|---|
| Total dollar value of all awarded GMP's (Award Amount): | Total dollar value of Cost of Work: | Total dollar value contracted to SBE's to- date (all GMP's): |
| \$108,613,721.00 | \$108,613,721.00 | \$4,094,737.28 |
| Total dollar value of payment received by Foundry (Paid Amount) : | Total number of GMP's: | Total number of SBE's contracted to date (all GMP's): |
| \$72,565,493.20 | 1 | 10 |
| Total percentage contracted all SBE's to-date: 3.77% (Total dollar value contracted to SBE's divided by total dollar value cost of work equals SBE percentage) | | |

SBE BREAKOUT TO-DATE

| | | | |
|---------------------------------------|--------------------------------------|---|--|
| Total \$ contracted SBE-C's | Total % contracted SBE-C's | Total \$ paid-to-date SBE-C's | Total % paid-to-date SBE-C's |
| \$4,094,737.28 | 3.77% | \$2,398,057.02 | 3.305% |
| Total \$ contracted SBE-G/S | Total % contracted SBE-G/S | Total \$ paid-to-date SBE-G/S | Total % paid-to-date SBE-G/S |
| \$00.00 | 0% | \$00.00 | 0% |
| Total \$ contracted Mentor Protégé | Total % contracted Mentor Protégé | Total \$ paid-to-date Mentor Protégé | Total % paid-to-date Mentor Protégé |
| \$00.00 | 0% | \$00.00 | 0% |

SBE-CONSTRUCTION BREAKDOWN

| Subcontractor | Project | Original Contract Amount with Change Order | Amount Paid to Date | Demographic Data |
|--|---------|--|---------------------|---------------------------|
| BAX International, Corp. | TMB8 | \$26,279.40 | \$ 000,000.00 | Hispanic American/Female |
| Lehman Pipe and Plumbing Supply Inc. | TMB8 | \$43,799.00 | \$ 102,578.58 | Caucasian American/Female |
| G & A Consulting Engineers, Inc | TMB8 | \$315,352.77 | \$ 000,000.00 | Hispanic American/Male |
| Guaranteed Fence Corp. | TMB8 | \$499,308.55 | \$ 256,026.29 | Hispanic American/Male |
| Victoria Electric, Inc | TMB8 | \$1,024,896.51 | \$1,477,337.73 | Hispanic American/Male |
| Leiter Perez & Associates, Inc. | TMB8 | \$131,397.00 | \$ 67,585.00 | Caucasian American/Male |
| Hurricane Resistant Construction, Inc. | TMB8 | \$43,799.00 | \$ 43,000.00 | Caucasian American/Female |

SBE-CONSTRUCTION BREAKDOWN CONT.

| Subcontractor | Project | Original Contract Amount with Change Order | Amount Paid to Date | Demographic Data |
|-------------------------|---------|--|---------------------|-------------------------|
| Mass Construction Corp. | TMB8 | \$700,783.94 | \$247,993.68 | Caucasian American/Male |
| Omar Contractors, Inc | TMB8 | \$280,313.57 | \$ 67,962.00 | Hispanic American/Male |
| Viking Defense, Inc | TMB8 | \$175,195.98 | \$135,573.36 | Black American/Male |
| | | | | |
| | | | | |

Total \$ contracted
SBE-C's

\$4,094,737.28

Total % contracted
SBE-C's

3.77%

Total \$ paid-to-date
SBE-C's

\$2,398,057.02

Total % paid-to-date
SBE-C's

3.305%

SBE-CONSTRUCTION DEMOGRAPHIC DATA

TOTAL NUMBER OF FIRMS: 10

5 Hispanic-owned
(50% of SBE-C)

1 African-American owned
(10% of SBE-C)

4 Caucasian owned
(40% of SBE-C)

3 Woman-owned
(30% of SBE-C)

NON SBE-CONSTRUCTION BREAKDOWN

| Subcontractor | Project | Original Contract Amount with Change Order | Amount Paid to Date | Demographic Data |
|--------------------------------|---------|--|---------------------|--------------------------|
| ARBON EQUIPMENT CORP | TMB8 | \$ 1,225,378.00 | \$ 000,000 | Caucasian American/Male |
| B & B Contracting Inc | TMB8 | \$ 185,500.00 | \$ 000,000 | Hispanic American/Female |
| Care Security Systems, Inc. | TMB8 | \$ 683,362.00 | \$ 000,000 | Caucasian American/Male |
| Comnet Communications | TMB8 | \$ 761,146.00 | \$ 000,000 | Caucasian American/Male |
| D&D Welding & Fabrication, LLC | TMB8 | \$ 9,209,450.00 | \$ 000,000 | Caucasian American/Male |
| District 95 Wood Working Inc. | TMB8 | \$ 423,310.00 | \$ 000,000 | Caucasian American/Male |
| Dixie Landscape, LLC | TMB8 | \$ 1,969,688.00 | \$ 000,000 | Hispanic American/Female |
| DOUGLAS ORR PLUMBING INC | TMB8 | \$ 1,614,201.61 | \$ 316,113 | Caucasian American/Male |
| Downrite Engineering Corp. | TMB8 | \$18,519,196.00 | \$ 000,000 | Caucasian American/Male |

NON SBE-CONSTRUCTION BREAKDOWN

| Subcontractor | Project | Original Contract Amount with Change Order | Amount Paid to Date | Demographic Data |
|---------------------------------------|---------|--|---------------------|--------------------------|
| Dura Floor Inc | TMB8 | \$ 140,314.00 | \$ 000,000 | Hispanic American/Female |
| GO-TILT CONSTRUCTION, LLC | TMB8 | \$15,145,077.00 | \$ 000,000 | Caucasian American/Male |
| GUARANTEED FENCE CORP | TMB8 | \$ 409,399.00 | \$ 256,026 | Hispanic American/Male |
| Phoenix Painting Company | TMB8 | \$ 639,316.00 | \$ 000,000 | Caucasian American/Male |
| HUFCOR INC | TMB8 | \$ 27,797.00 | \$ 000,000 | Caucasian American/Male |
| HYPOWER, INC | TMB8 | \$14,882,894.00 | \$2,320,550 | Caucasian American/Male |
| J.B. Garage Doors Inc. | TMB8 | \$ 241,388.00 | \$ 000,000 | Caucasian American/Male |
| Jarco Consulting, Inc. | TMB8 | \$365,461.00 | \$ 000,000 | Caucasian American/Male |
| Jolly Roofing & Contracting Co., INC. | TMB8 | \$4,268,875.00 | \$000,000 | Caucasian American/Male |

NON SBE-CONSTRUCTION BREAKDOWN CONT.

| Subcontractor | Project | Original Contract Amount with Change Order | Amount Paid to Date | Demographic Data |
|--------------------------------|---------|--|---------------------|-------------------------|
| Lotspeich Co. of Florida, Inc. | TMB8 | (\$754,582.93) | \$246,618 | Caucasian American/Male |
| Miller Glass and Glazing Inc | TMB8 | \$ 419,400.00 | \$000,000 | Caucasian American/Male |
| Precast Wall System, Inc. | TMB8 | \$ 139,127.00 | \$000,000 | Caucasian American/Male |
| Shambaugh & Son, L.P. | TMB8 | \$3,070,500.00 | \$000,000 | Caucasian American/Male |
| Southeast Mechanical, Inc. | TMB8 | \$7,204,000.00 | \$000,000 | Caucasian American/Male |
| Trio Carpet, Inc DBA Floranada | TMB8 | \$ 47,795.00 | \$000,000 | Caucasian American/Male |
| | | | | |

Total \$ contracted
Non SBE

\$84,356,865.00

Total % contracted
Non SBE

96.3%

Total \$ paid-to-date
Non SBE

\$68,470,755.92

Total % paid-to-date
Non SBE

85.14%

NON-SBE DEMOGRAPHIC DATA

TOTAL NUMBER OF FIRMS: 16

3 Hispanic-owned
(19% of Non-SBE)

0 African-American owned
(0% of Non-SBE)

13 Caucasian owned
(81% of Non-SBE)

2 Woman-owned
(13% of Non-SBE)

DEMOGRAPHIC DATA

SBE VS NON-SBE FIRMS:

SBE Firms = Total

5 Hispanic-owned
(50% of SBE-C and G&S)

1 African-American owned
(10% of SBE-C and G&S)

4 Caucasian owned
(40% of SBE-C and G&S)

3 Woman-owned
(30% of SBE-C and G&S)

Non-SBE Firms = Total

3 Hispanic-owned
(19% of Non-SBE)

0 African-American owned
(0% of Non-SBE)

13 Caucasian owned
(81% of Non-SBE)

2 Woman-owned
(13% of Non-SBE)

ISSUE/CONCERN WITH SBEs/SBE PROGRAM

None at this moment

THANK YOU

**Cruise Terminal F Expansion
(Lemartec Corporation)**

LEMARTEC CORPORATION

PROJECT NAME : CRUISE TERMINAL F EXPANSION

PROJECT NO: DB19-SEA-01

CM SBE-C Advisory Board Update

March 2022

Project Team

Kurt Dyer, VP Strategic Operations
786-402-4390; kdyer@lemartec.com

Felix Camacho, Project Director
786-510-4796; fcamacho@lemartec.com

Diego Natale; Project Controls Analyst
954-654-1364; dnatale@lemartec.com

Johanna Diaz; Project Controls Coordinator
786-853-7154; johndiaz@lemartec.com



OVERALL CONTRACT SCOPE OF WORK

NOTICE TO PROCEED DATE : 08/27/2020
END DATE : 10/31/2022

As noted in the Design Criteria Document, the CT F 2.0 program is comprised of three projects.

- Project 1 - Improvements to Cruise Terminal G include upgrades to fire protection to provide a rating consistent with the attached Cruise Terminal F and minor revisions to the Customs Border Protections area.
- Project 2 - Cruise Terminal F (CTF) Expansion and Berthing Re-Alignment comprises the renovation and expansion of the existing multi-level Cruise Terminal F Building and ground transportation areas with Canopies, Provisioning Building and Site Work. Cruise Terminal F work includes structural support and foundation systems, roof structure and roofing systems, ship's provision building, connection to Port Miami roadway and site improvements. The renovations incorporate the existing structure and layout as well as new construction.
- Project 3 - Cruise Terminal D and E Concourse Expansions requires partial demolition of adjacent structures, including exterior walls, support structures, foundation, MEP/FP and life safety systems.



PortMiami Terminal F



Contract Goals:

Mentorship
0.00 %

SBE-C
8.91%

SBE-G/S
4.0%

PROJECT INFORMATION TO-DATE

| | | |
|---|---|---|
| Total dollar value of all awarded GMP's (Award Amount): \$120,751,934.94 | Total dollar value of Cost of Work: \$106,444,658 | Total dollar value contracted to SBE's to- date (all GMP's): \$19,151,343.69 |
| Total dollar value of payment received by Lemartec (Paid Amount): \$ 72,446,796.68 | Total number of GMP's (To Lump Sump): 2 (A/E & CON) | Total number of SBE's contracted to date (all GMP's): 7 |
| Total percentage contracted all SBE's to-date: 100% (Total dollar value contracted to SBE's divided by total dollar value cost of work equals SBE percentage) | | |

SBE BREAKOUT TO-DATE

| | | | |
|-------------------------------------|------------------------------------|---------------------------------------|--------------------------------------|
| Total \$ contracted SBE-C's | Total % contracted SBE-C's | Total \$ paid-to-date SBE-C's | Total % paid-to-date SBE-C's |
| \$12,170,883.89 | 12.38% | \$ 7,798,170.36 | 64.07% |
| Total \$ contracted SBE-A&E | Total % contracted SBE-A&E | Total \$ paid-to-date SBE-A&E | Total % paid-to-date SBE-A&E |
| \$ 1,329,478.80 | 22% | \$ 936,405.65 | 70.43% |
| Total \$ contracted SBE-Services | Total % contracted SBE-Services | Total \$ paid-to-date SBE-Services | Total % paid-to-date SBE-Services |
| \$5,651,001.00 | 5.63% | \$ 3,010,049.66 | 53.27% |

SBE-CONSTRUCTION BREAKDOWN (LIST ALL FIRMS)

| Subcontractor | Project | Original Contract Amount with Change Order | Amount Paid to Date |
|-----------------------------|-------------|--|---------------------|
| A-1 All Florida Painting | DB19-SEA-01 | \$1,261,884.17 | \$557,386.17 |
| Paradise Awning Corporation | DB19-SEA-01 | \$9,740,644.74 | \$6,896,790.62 |
| Imperial Flooring | DB19-SEA-01 | \$1,168,334.98 | \$343,993.57 |

Total \$ contracted
SBE-CON

\$ 12,170,883.89

Total % contracted
SBE-CON

12.38%

Total \$ paid-to-date
SBE-CON

\$7,798,170.36

Total % paid-to-date
SBE-CON-

64.07%

SBE-CONSTRUCTION DEMOGRAPHIC DATA

TOTAL NUMBER OF FIRMS:

#03 Hispanic-owned
(100% of SBE-CON)

#0 African-American owned
(0% OF SBE-CON)

#0 Caucasian owned
(0% OF SBE-CON)

#01 Woman-owned
(9.4% OF SBE-CON)

SBE-A&E BREAKDOWN

| Subcontractor | Project | Original Contract Amount with Change Order | Amount Paid to Date |
|------------------------------------|---------------|--|---------------------|
| Curtis & Rogers Design Studio, Inc | DBDB19-SEA-01 | \$66,413.56 | \$11,250.00 |
| SDM Consulting Engineers, Inc | DB19-SEA-01 | \$1,263,065.24 | \$925,155.66 |

Total \$ contracted
SBE-A&Es

\$ 1,329,478.80

Total % contracted
SBE-A&E's

22 %

Total \$ paid-to-date
SBE-A&E's

\$ 936,405.65

Total % paid-to-date
SBE-A&E's

70.43%

SBE-A&E DEMOGRAPHIC DATA TOTAL NUMBER OF FIRMS:

#01 Hispanic-owned
(95% of SBE-A&E)

African-American
owned
(0% of SBE-A&E)

#01 Caucasian owned
(5% of SBE-A&E)

#01 Woman-owned
(95% of SBE-A&E)

SBE-SERVICES BREAKDOWN-

| Subcontractor | Project | Original Contract Amount with Change Order | Amount Paid to Date |
|--------------------|--------------|--|---------------------|
| EV Services | DBB19-SEA-01 | \$150,000.00 | \$97,500 |
| Low Voltage System | DB19-SEA-01 | \$5,501,000.00 | \$2,912,549.66 |

Total \$ contracted
SBE-SERVICES

\$ 5,651,001.00

Total % contracted
SBE-SERVICES

5.69%

Total \$ paid-to-date
SBE-SERVICES

\$3,010,049.66

Total % paid-to-date
SBE-SERVICES

53.27%

SBE-GOODS & SERVICES DEMOGRAPHIC DATA

TOTAL NUMBER OF FIRMS:

#02 Hispanic-owned
(100% of SBE-G&S)

#0 African-American owned
(0% of SBE-G&S)

#0 Caucasian owned
(0% of SBE-G&S)

Woman-owned
(2.65% of SBE-G&S)

NON-SBE FIRMS BREAKDOWN (LIST ALL FIRMS)

| Subcontractor | Project | Original Contract Amount with Change Order (Dollar Amount & Percent Projected to Earn) | Amount Paid to Date (Dollar Earned to Date) | Demographic Data |
|-------------------------------|-------------|---|--|------------------|
| Atlantic Shutters | DB19-SEA-01 | \$16,900 | \$16,900 | Caucasian-Owned |
| Audio Visual Innovations, Inc | DB19-SEA-01 | \$1,438,226.84 | \$94,407.50 | Hispanic-Owned |
| B&B Rolling Doors | DB19-SEA-01 | \$228,761 | \$152,090.12 | Hispanic-Owned |
| Brazil Construction | DB19-SEA-01 | \$246,117.40 | \$220,720.98 | Hispanic-Owned |
| Capitol Rental Building | DB19-SEA-01 | \$807,147.41 | \$575,627.73 | Hispanic-Owned |
| Chavez SF Interiors | DB19-SEA-01 | \$13,823 | \$13,823 | Hispanic-Owned |
| Creative Terrazo Systems | DB19-SEA-01 | \$166,703 | \$128,332.66 | Caucasian-Owned |
| Decktight Roofing Systems | DB19-SEA-01 | \$538,659.61 | \$358,466.79 | Caucasian-Owned |

NON-SBE FIRMS BREAKDOWN (CONTINUED)

| Subcontractor | Project | Original Contract Amount with Change Order (Dollar Amount & Percent Projected to Earn) | Amount Paid to Date (Dollar Earned to Date) | Demographic Data |
|---------------------------|-------------|---|--|------------------|
| Demcon Group | DB19-SEA-01 | \$2,741,174.16 | \$2,519,095.71 | Caucasian-Owned |
| Details City Construction | DB19-SEA-01 | \$1,605,600.13 | \$1,517,840.33 | Hispanic-Owned |
| Fisk Electrical Company | DB19-SEA-01 | \$14,824,577.74 | \$10,131,073.34 | Caucasian-Owned |
| GPE | DB19-SEA-01 | \$4,376,324.25 | \$3,179,051.20 | Hispanic-Owned |
| Gomez & Son Fence | DB19-SEA-01 | \$151,186.00 | \$129,126.30 | Hispanic-Owned |
| Hire Quest | DB19-SEA-01 | \$414,809 | \$421,764.51 | Caucasian-Owned |
| Keller North America | DB19-SEA-01 | \$1,236,129.78 | \$1,236,129.78 | Caucasian-Owned |
| Mr. Glass Doors & Windows | DB19-SEA-01 | \$835,986.03 | \$543,673.50 | Hispanic-Owned |

NON-SBE FIRMS BREAKDOWN (CONTINUED)

| Subcontractor | Project | Original Contract Amount with Change order (Dollar Amount & Percent Projected to Earn) | Amount Paid to Date (Dollar Earned to Date) | Demographic Data |
|-------------------------------|-------------|--|---|------------------|
| Nagelbush | DB19-SEA-01 | \$7,574,706.68 | \$5,076,036.85 | Caucasian-Owned |
| Orchidman Landscape | DB19-SEA-01 | \$58,000 | \$30,600 | Hispanic-Owned |
| Pacesetter Personnel Services | DB19-SEA-01 | \$2,304 | \$2,304.38 | Caucasian-Owned |
| Perez and Perez | DB19-SEA-01 | \$6,210,746.00 | \$6,227,230.39 | Hispanic-Owned |
| Rock and Dirt | DB19-SEA-01 | \$140,000 | \$137,860.70 | Caucasian-Owned |
| Sprinklomatic Fire Protection | DB19-SEA-01 | \$2,821,000 | \$1,801,738.34 | Caucasian-Owned |
| The Structural Group of SF | DB19-SEA-01 | \$2,671,053.78 | \$2,682,235.90 | Caucasian-Owned |
| ThyssenKrupp Elevator | DB19-SEA-01 | \$2,104,860.60 | \$1,631,264.83 | Caucasian-Owned |
| Venur Construction | DB19-SEA-01 | \$2,839,736.49 | \$1,88,664.53 | Hispanic-Owned |

Total \$ contracted Non-SBE

\$ 32,841,879

Total \$ Paid-To Date Non-SBE

\$ 25,258,169.26

NON-SBE DEMOGRAPHIC DATA TOTAL NUMBER OF FIRMS:

#12 Hispanic-owned
(57.28% of NON-SBE)

#0 African-American owned
(0% of NON-SBE)

#13 Caucasian owned
(42.72% of NON-SBE)

#0 Woman-owned
(0% of NON-SBE)

DEMOGRAPHIC DATA SBE VS NON-SBE FIRMS:##

SBE FIRMS=TOTAL

#6-Hispanic-Owned
(100%of SBE-CON, SBE-AE and G&S)

#0-African-American-Owned
(0% of SBE-CON, SBE-AE and G&S)

#1-Caucasian-Owned
(0.34% of SBE-CON, SBE-AE, and G&S)

#2-Woman-Owned
(6.88% of SBE-CON, SBE-AE, and G&S)

NON-SBE FIRMS=TOTAL

#12-Hispanic-Owned
(57.28% of Non-SBE)

#0-African-American-Owned
(0% of Non-SBE)

#13-Caucasian-Owned
(42.72% of Non-SBE)

#0-Woman-Owned
(0% of Non-Sbe)

ISSUE/CONCERN WITH SBEs/SBE PROGRAM

- None

THANK YOU

**NDWWTPP Clarifiers
(Kiewit Infrastructure South, Co.)**

CONSENT DECREE 0.02(2) NDWWTP PRIMARY CLARIFIERS & ODOR CONTROL UPGRADES CONTRACT NO S-895

CM SBE-C Advisory Board Update
April 2022



OVERALL CONTRACT SCOPE

NTP DATE : DECEMBER 6, 2018
END DATE : DECEMBER 3, 2021

Furnish all materials, labor, and equipment necessary for the rehabilitation of:

- Primary Clarifiers (PC) including
 - Skimmers
 - New flat panel aluminum covers
- Odor control
- Primary Sludge Pump Stations (PSPS)

Located in City of North Miami at 2575 NE 156 St., Miami-Dade County, FL 33160



Contract Goals:

SBE-C
12.01%

PROJECT INFORMATION TO-DATE

| | | |
|---|--|--|
| Award Amount: | | Total dollar value contracted to SBE's to- date: |
| \$50,478,067 | | \$6,474,526 |
| Paid Amount: | | Total number of SBE's contracted to date: |
| \$41,519,904 | | 1 |
| Total percentage contracted all SBE's to-date: 12.83 % | | |

SBE BREAKOUT TO-DATE

| Subcontractor | Project | Original Contract Amount with Change Order | Amount Paid to Date | Demographic Data |
|----------------------------------|---------|--|---------------------|------------------|
| Bearing Point Construction, Inc. | S-895 | \$6,474,526 | \$6,416,667 | Caucasian/Male |
| | | | | |
| | | | | |

| | | | |
|-----------------------------|----------------------------|-------------------------------|------------------------------|
| Total \$ contracted SBE-C's | Total % contracted SBE-C's | Total \$ paid-to-date SBE-C's | Total % paid-to-date SBE-C's |
| \$ 6,474,526 | 12.83 % | \$ 6,395,074 | 12.71% |

SBE BREAKOUT TO-DATE

0 Hispanic-owned
(0% of SBE-C)

0 African-American owned
(0% of SBE-C)

1 Caucasian owned
(100% of SBE-C)

0 Woman-owned
(0% of SBE-C)

THANK YOU

**Design, Build, Finance, Operate, Maintain Civil
and Probate Courthouse
(Plenary Justice Miami LLC)**

MIAMI-DADE COUNTY NEW CIVIL AND PROBATE COURTHOUSE

SBE ADVISORY BOARD MEETING
May 2022

Tutor Perini
CORPORATION



Project Team

Armando Perez
Estimating Manager
786-734-2539
armando.perez@tutorperini.com

Hank Sturges
Project Manager
561-419-1541
hank.sturges@tutorperini.com

Danny Hoisman
Senior Vice President
310-505-0539
danny.hoisman@tutorperini.com

Mark Makary
Senior Vice President
Chief Estimator
978-618-6422
mark.makary@tutorperini.com

Neil Baker
General Superintendent
602-723-6673
neil.baker@tutorperini.com

Overall Contract Scope of Work

Notice to proceed date : January 24, 2020

END DATE : January 22, 2024

- Overall contract scope of work: New courthouse building, 24 stories high. Scope consists of site work, building shell, building envelope, interiors, furniture, fixtures and equipment, mechanical systems, life safety systems, electrical systems, security and access control.
- All relocations completed, concrete shell in progress up to the second elevated level.
- The SBE Goal for this project is 13.11% SBE-Construction category only.



PROJECT INFORMATION TO-DATE

| | | |
|---|-------------------------------------|--|
| Total dollar value of all awarded GMP's (Award Amount): | Total dollar value of Cost of Work: | Total dollar value contracted or committed to SBE's to-date (all GMP's): |
| \$262,767,000.00 | \$174, 566,214.00 | \$26,364,875.00 |
| Total dollar value of payment received by Tutor Perini Corporation (Paid Amount) : | Total number of GMP's: | Total number of SBE's contracted or committed to date (all GMP's): |
| \$79,552,360.02 | 13 | 9 |
| Total percentage contracted all SBE's to-date: 15.1 % | | |
| (Total dollar value contracted to SBE's divided by total dollar value cost of work equals SBE percentage) | | |

SBE BREAKOUT TO-DATE

| | | | |
|---|---|--|---|
| Total \$ contracted SBE-C's \$26,364,875.00 | Total % contracted SBE-C's 15.1% | Total \$ paid-to-date SBE-C's \$5,020,376.00 | Total % paid-to-date SBE-C's (Work Not Started) 19% |
| Total \$ contracted SBE-G/S N/A | Total % contracted SBE-G/S N/A | Total \$ paid-to-date SBE-G/S N/A | Total % paid-to-date SBE-G/S N/A |
| Total \$ contracted Mentor Protégé N/A | Total % contracted Mentor Protégé N/A | Total \$ paid-to-date Mentor Protégé N/A | Total % paid-to-date Mentor Protégé N/A |

SBE – CONSTRUCTION BREAKDOWN

| Subcontractor | Project | Original Contract Amount with Change Order | Amount Paid to Date | Demographic Data |
|--------------------------------|-----------|--|--------------------------|------------------|
| Titan Construction Group, Inc. | RFP-00953 | \$181,130 | \$181,130 (By TPC) | African American |
| Trojan Builders Inc. | RFP-00953 | \$13,258,815 | \$4,743,528 (By Capform) | Caucasian |
| TRU-PROOF INC. | RFP-00953 | \$1,000,000 | \$0.00 | Hispanic |
| Low Voltage Systems, Inc. | RFP-00953 | \$2,000,000 | \$82,718 (By Fisk) | Hispanic |
| Jorin Construction Mgmt | RFP-00953 | \$4,550,000 | \$0.00 | Hispanic |
| John Bell Construction | RFP-00953 | \$2,925,000 | \$0.00 | Hispanic |
| Hodges Erectors | RFP-00953 | \$450,000 | \$0.00 | Hispanic |
| Commercial Interior | RFP-00953 | \$2,033,186 | \$0.00 | Woman |
| R&G Engineering | RFP-00953 | \$35,000 | \$13,000 (By 3MB) | Hispanic |

| | | | |
|-----------------------------|----------------------------|-------------------------------|---|
| Total \$ contracted SBE-C's | Total % contracted SBE-C's | Total \$ paid-to-date SBE-C's | Total % paid-to-date SBE-C's (Work Not Started) |
| \$26,364,875.00 | 15.1% | \$5,020,376.00 | 19% |

| | | | |
|------------------------------------|--|-------------------------------------|---------------------------------|
| 6 Hispanic-owned (67% of SBE-C) | 1 African-American owned (11% of SBE-C) | 1 Caucasian owned (11% of SBE-C) | 1 Woman owned (11% of SBE-C) |
|------------------------------------|--|-------------------------------------|---------------------------------|

TOTAL NUMBER OF FIRMS: 9

SBE—CONSTRUCTION DEMOGRAPHIC DATA

NON-SBE FIRMS BREAKDOWN

| Subcontractor | Project | Original Contract Amount with Change Order | Amount Paid to Date | Demographic Data |
|-----------------------------|----------------------------|--|------------------------------|------------------|
| Fisk Electric Company | RFP-00953 | Not Available | Not Available | Caucasian |
| Solution Construction, Inc. | RFP-00953 | Not Available | Not Available | Hispanic |
| Otis Elevator Company | RFP-00953 | Not Available | Not Available | Hispanic |
| Nagelbush Mechanical, Inc. | RFP-00953 | Not Available | Not Available | Hispanic |
| Conti Corporation | RFP-00953 | Not Available | Not Available | Caucasian |
| Sprinklermatic | RFP-00953 | Not Available | Not Available | Caucasian |
| Acousti Engineering Company | RFP-00953 | Not Available | Not Available | Caucasian |
| Malcolm Drilling | RFP-00953 | Not Available | Not Available | Caucasian |
| General Caulking | RFP-00953 | Not Available | Not Available | Caucasian |
| 3MB Construction | RFP-00953 | Not Available | Not Available | Hispanic |
| Building Envelope Systems | RFP-00953 | Not Available | Not Available | Hispanic |
| Biscayne Roofing | RFP-00953 | Not Available | Not Available | Hispanic |
| Capform | RFP-00953 | Not Available | Not Available | Hispanic |
| Non-SBE Total: | | Not Available | Not Available | |
| Total \$ contracted Non-SBE | Total % contracted Non-SBE | Total \$ paid-to-date Non-SBE | Total % paid-to-date Non-SBE | |
| \$ Not Available | % Not Available | \$ Not Available | % Not Available | |

| | | | |
|---------------------------------------|---|---------------------------------------|----------------------------------|
| 10 Hispanic-owned (77% of Non-SBE) | 0 African-American owned (0% of Non-SBE) | 3 Caucasian owned (23% of Non-SBE) | 0 Woman owned (0% of Non-SBE) |
|---------------------------------------|---|---------------------------------------|----------------------------------|

TOTAL NUMBER OF FIRMS: 13

NON-SBE DEMOGRAPHIC DATA

ISSUE/CONCERN WITH SBES/SBE PROGRAM

- NONE

THANK YOU



**Grove Central Mixed-Use
(Juneau Construction)**

GROVE CENTRAL MIXED-USE



GROVE CENTRAL MIXED USE PROJECT NO. GROVE CENTRAL-07.14.2020

CM SBE-C Advisory Board Update May 2022



Project Team

Miguel Rotalde, Project Director
305-610-2577; mrotalde@juneaucc.com

Gabriela Matheus, Sr. Project Manager
305-509-9028; gmatheus@juneaucc.com

Antonio Souza, Project Manager
786-837-3107; asouza@juneaucc.com

Alexis Basulto, Sr. Project Administrator
305-438-7666; abasulto@juneaucc.com

OVERALL CONTRACT SCOPE OF WORK NOTICE TO PROCEED DATE : 6/16/2021 END DATE : 8/10/2023

- New 23-Story Residential Tower (402 Units)
- New Parking Deck with Retail Space



Contract Goals:

Mentorship
0.00 %

SBE-C
11.69%

SBE-G/S
0.00%

PROJECT INFORMATION TO-DATE

| | | |
|---|--|---|
| Total dollar value of all awarded GMP's (Award Amount): | Total dollar value of Cost of Work: | Total dollar value contracted to SBE's to- date (all GMP's): |
| \$123,971,553.00 | \$123,971,553.00 | \$10,837,850.03 |
| Total dollar value of payment received by GRP Grove Metro Station, LLC (Paid Amount) : | Total number of GMP's: | Total number of SBE's contracted to date (all GMP's): |
| \$48,403,689.45 | 1 | 1 |
| Total percentage contracted all SBE's to-date: 8.74 % (Total dollar value contracted to SBE's divided by total dollar value cost of work equals SBE percentage) | | |

SBE BREAKOUT TO-DATE

| | | | |
|---------------------------------------|--------------------------------------|---|--|
| Total \$ contracted SBE-C's | Total % contracted SBE-C's | Total \$ paid-to-date SBE-C's | Total % paid-to-date SBE-C's |
| \$10,837,850.03 | 8.74% | \$7,331,475.59 | 70.45% |
| Total \$ contracted SBE-G/S | Total % contracted SBE-G/S | Total \$ paid-to-date SBE-G/S | Total % paid-to-date SBE-G/S |
| N/A | N/A | N/A | N/A |
| Total \$ contracted Mentor Protégé | Total % contracted Mentor Protégé | Total \$ paid-to-date Mentor Protégé | Total % paid-to-date Mentor Protégé |
| N/A | N/A | N/A | N/A |

SBE-CONSTRUCTION BREAKDOWN (LIST ALL FIRMS)

| Subcontractor | Project | Original Contract Amount with Change Order | Amount Paid to Date | Demographic Data |
|-----------------------|---------|--|---------------------|------------------|
| Trojan Builders, Inc. | | \$10,837,850.03 | \$7,331,475.59 | Caucasian/Male |

| | | | |
|-----------------------------|----------------------------|-------------------------------|------------------------------|
| Total \$ contracted SBE-C's | Total % contracted SBE-C's | Total \$ paid-to-date SBE-C's | Total % paid-to-date SBE-C's |
| \$ 10,837,850.03 | 8.74 % | \$ 7,331,475.59 | 70.45% |

SBE-CONSTRUCTION DEMOGRAPHIC DATA

TOTAL NUMBER OF FIRMS: 1

0 Hispanic-owned
(0.00% of SBE-C)

0 African-American owned
(0.00% of SBE-C)

1 Caucasian owned
(8.74% of SBE-C)

0 Woman-owned
(0.00% of SBE-C)

ISSUE/CONCERN WITH SBEs/SBE PROGRAM

- None

THANK YOU

**S-889 CD 2.15(1) Plant 2 Cluster 1 Digester
Upgrades**

S-897 SDWWTP Digester & Control BLD

S-909 CDWWTP Plant 2 Cluster 2 Digester

S-884 & S-888 Design build Thickening Sludge

**S-922CD 1.05.2 Effluent PS Electria
(Poole & Kent Company of Florida)**

MIAMI-DADE WATER AND SEWER DEPARTMENT CD 215(1) PLANT 2 CLUSTER 1 DIGESTER UPGRADES CONTRACT S-889

SBE-Construction Advisory Board Update
March 1, 2022 – April 30, 2022

Project Team

Brian MacClugage
Executive Vice President
305-325-1930
brianm@pkflorida.com

Wendy Campbell
Project Administration & Marketing Manager
305-325-1930
wendyc@pkflorida.com

Oscar Galindo
Project Manager
305-325-1930
oscarg@pkflorida.com

OVERALL CONTRACT SCOPE OF WORK

The overall scope of this Consent Decree project at Central District WWTP includes, but is not limited to, the replacement of all existing equipment, valves, piping; and appurtenances; electrical panels, conduits, cables, and lighting; instrumentation and controls; building mechanical; doors, windows and louvers within the digester Control Building and inside Digester Tank Nos. 1, 2, and 4; new digester covers for Digester Tank Nos. 1,2, and 4; new valve vault for Digester Cluster 1, replacement of all digester header yard piping beyond the valve vault which connects the Plant 2 Digester Clusters (including sanitary, hot water supply, hot water return, thickened sludge, and digester gas yard piping beyond valve vault); extension of the existing Electrical Room at the Control Building; structural repairs to and recoating of Control Building and Digester Tank Nos. 1, 2, and 4; and demolition of existing electrical substation buildings in order to construct two new electrical substation buildings.

- NOTICE TO PROCEED DATE: 10/31/2016
- END DATE: 06/18/2021

Contract Goals:

SBE-C
10.10%

SBE-G/S
1.80%

PROJECT INFORMATION TO-DATE

| | | |
|--|---|---|
| Award Amount, including CO #2 : | Total dollar value contracted to SBE-C to-date: | Total dollar value contracted to SBE-G to-date: |
| \$26,411,043.21 | \$4,343,103.97 | \$846,168.41 |
| Total dollar value of payment received by Miami-Dade County (Paid Amount) : | Total number of SBE-C contracted to-date: | Total number of SBE-G contracted to-date: |
| \$23,932,355.12 | 3 | 3 |
| Total percentage contracted all SBEs to-date: 19.65% (Total dollar value contracted to SBE's divided by total dollar value cost of work equals SBE percentage) | | |

SBE BREAKOUT TO-DATE

| | | | |
|------------------------------------|-----------------------------------|--------------------------------------|-------------------------------------|
| Total \$ contracted SBE-C firms | Total % contracted SBE-C firms | Total \$ paid-to-date SBE-C firms | Total % paid-to-date SBE-C firms |
| \$4,343,103.97 | 16.44% | \$4,226,117.81 | 16.00% |
| Total \$ contracted SBE-G firms | Total % contracted SBE-G firms | Total \$ paid-to-date SBE-G firms | Total % paid-to-date SBE-G firms |
| \$846,168.41 | 3.20% | \$846,168.41 | 3.20% |

SBE-CONSTRUCTION BREAKDOWN

| Subcontractor | Project | Original Contract Amount with Change Order | Amount Paid to Date | Demographic Data |
|-----------------------------------|---------|--|------------------------|---------------------------|
| Mar's Contractors, Inc. | S-889 | \$2,259,127.89 (8.55%) | \$2,208,001.46 (8.36%) | African American / Female |
| Sunshine State Air Conditioning | S-889 | \$577,433.09 (2.19%) | \$511,573.36 (1.94%) | Hispanic / Male |
| Transamerica Construction Company | S-889 | \$1,506,542.99 (5.70%) | \$1,506,542.99 (5.70%) | Hispanic / Male |

| | | | |
|-----------------------------|----------------------------|-------------------------------|------------------------------|
| Total \$ contracted SBE-C's | Total % contracted SBE-C's | Total \$ paid-to-date SBE-C's | Total % paid-to-date SBE-C's |
| \$4,343,103.97 | 16.44% | \$4,226,117.81 | 16.00% |

SBE-CONSTRUCTION DEMOGRAPHIC DATA

TOTAL NUMBER OF FIRMS: 3

2 Hispanic-owned
(7.89% of SBE-C)

1 African American-owned
(8.55% of SBE-C)

0 Caucasian-owned
(0% of SBE-C)

1 Woman-owned
(8.55% of SBE-C)

SBE-GOODS BREAKDOWN (LIST ALL FIRMS)

| Subcontractor | Project | Original Contract Amount with Change Order | Amount Paid to Date | Demographic Data |
|------------------------|---------|--|----------------------|--------------------|
| | | | | |
| Corcel Corp. | S-889 | \$746,018.76 (2.82%) | \$746,018.76 (2.82%) | Hispanic / Male |
| Lehman Pipe and Supply | S-889 | \$91,900.93 (0.35%) | \$91,900.93 (0.35%) | Caucasian / Female |
| All American Precast | S-889 | \$8,248.72 (0.03%) | \$8,248.72 (0.03%) | Hispanic / Female |
| SBE-G Total: | | \$846,168.41 (3.20%) | \$846,168.41 (3.20%) | |

Total \$ contracted
SBE-G

\$846,168.41

Total % contracted
SBE-G

3.20%

Total \$ paid-to-date
SBE-G

\$846,168.41

Total % paid-to-date
SBE-G

3.20%

SBE-GOODS DEMOGRAPHIC DATA

TOTAL NUMBER OF FIRMS: 3

2 Hispanic-owned
(2.86% of SBE-G&S)

0 African American-owned
(0% of SBE-G&S)

1 Caucasian-owned
(0.35% of SBE-G&S)

2 Woman-owned
(0.38% of SBE-G&S)

ISSUE/CONCERN WITH SBEs/SBE PROGRAM

- Payments from WASD are untimely resulting in delayed payments to SBE firm(s).

Thank You!

**MIAMI-DADE WATER AND SEWER DEPARTMENT
CD 1.07 SDWWTP DIGESTERS & CONTROL BUILDING
UPGRADES, ACID PHASE AND SUBSTATION 7 & 8
CONTRACT S-897**

SBE-Construction Advisory Board Update
March 1, 2022 – April 30, 2022

Project Team

Brian MacClugage
Executive Vice President
305-325-1930
brianm@pkflorida.com

Wendy Campbell
Project Administration & Marketing Manager
305-325-1930
wendyc@pkflorida.com

Kevin Smith
Vice President
305-325-1930
kevins@pkflorida.com

OVERALL CONTRACT SCOPE OF WORK

The overall scope of this Consent Decree project at South District WWTP includes, but is not limited to, the complete rehabilitation and repair of Clusters 1 and 2 including replacement of all existing equipment, valves, piping and appurtenances, electrical panels, conduits, cables, lighting, instrumentation and controls, building mechanical, architectural doors, windows, and louvers within Clusters 1 and 2 Control Building and inside Digester Tank Nos. 1 through 8; new digester floating covers for Digester Tank Nos. 1 through 8; extension of the existing Electrical Room at Clusters 1 and 2 Control Building; structural repairs to and recoating of Control Building and Digester Tank Nos. 1 through 8; new hot water piping loop from existing Cogeneration building to Clusters 1, 2, 3 and new hot water supply system within the existing Cogeneration Building; new digester gas flares, new digester gas, thickened sludge, digested sludge, utility water, potable water, and cooling water supply/return yard piping, valves, vaults, and appurtenances between the existing Sludge Concentrators, Digesters Clusters 1, 2, 3, and Cogeneration Buildings; including demolition of existing yard piping, valves, and appurtenances and support and relocation of existing utilities; demolition of all electrical equipment inside existing Substation No. 7 and 8 Building; the construction of a new Substations No. 7 and No. 8 Building, including related site civil, architectural, structural, building mechanical, electrical, and instrumentation and controls; new electrical and instrumentation and control ductbanks conduit and cabling between new and existing facilities. This project includes construction of a new Acid Phase digester complex. This includes the construction of four (4) digester tanks, a control building, and an electrical building, including related site civil, architectural and structural, process mechanical systems, building mechanical, electrical and instrumentation and controls, painting and protective coatings; gas piping; new yard piping valves, vaults, and appurtenances to the Acid Phase Digester Complex, and support and relocation of existing utilities.

- NOTICE TO PROCEED DATE: 08/08/2018
- END DATE: 01/08/2024

Contract Goals:

SBE-C
10.24%

SBE-G/S
0.86%

PROJECT INFORMATION TO-DATE

| | | |
|---|---|---|
| Award Amount: | Total dollar value contracted to SBE-C to-date: | Total dollar value contracted to SBE-G to-date: |
| \$93,361,000 | \$9,814,241.00 | \$1,137,950.90 |
| Total dollar value of payment received by Miami-Dade County (Paid Amount) : | Total number of SBE-C contracted to-date: | Total number of SBE-G contracted to-date: |
| \$67,621,481.61 | 2 | 2 |
| Total percentage contracted all SBE's to-date: 11.73% (Total dollar value contracted to SBE's divided by total dollar value cost of work equals SBE percentage) | | |

SBE BREAKOUT TO-DATE

| | | | |
|------------------------------------|-----------------------------------|--------------------------------------|-------------------------------------|
| Total \$ contracted SBE-C firms | Total % contracted SBE-C firms | Total \$ paid-to-date SBE-C firms | Total % paid-to-date SBE-C firms |
| \$9,814,241.00 | 10.51% | \$8,326,650.23 | 8.92% |
| Total \$ contracted SBE-G firms | Total % contracted SBE-G firms | Total \$ paid-to-date SBE-G firms | Total % paid-to-date SBE-G firms |
| \$1,137,950.90 | 1.22% | \$1,137,950.90 | 1.22% |

SBE-CONSTRUCTION BREAKDOWN

| Subcontractor | Project | Original Contract Amount with Change Order | Amount Paid to Date | Demographic Data |
|------------------------------|---------|---|--------------------------------|-------------------------------|
| Eli's Mechanical Corp. | S-897 | \$9,761,501 (10.46%) | \$8,325,310.23 (8.92%) | Hispanic / Male |
| Gomez & Son Fence | S-897 | \$52,740.00 (0.06%) | \$1,340.00 (0.0014%) | Hispanic / Male |
| | | | | |
| | | | | |
| Total \$ contracted SBE-C | | Total % contracted SBE-C | Total \$ paid-to-date SBE-C | Total % paid-to-date SBE-C |
| \$9,814,241.00 | | 10.51% | \$8,326,650.23 | 8.92% |

SBE-CONSTRUCTION DEMOGRAPHIC DATA

TOTAL NUMBER OF FIRMS: 2

2 Hispanic-owned
(10.51% of SBE-C)

0 African-American owned
(0% of SBE-C)

0 Caucasian owned
(0% of SBE-C)

0 Woman-owned
(0% of SBE-C)

SBE-GOODS BREAKDOWN

| Subcontractor | Project | Original Contract Amount with Change Order | Amount Paid to Date | Demographic Data |
|--------------------------|---------|--|------------------------|--------------------|
| | | | | |
| Corcel Corp. | S-897 | \$885,627.18 (0.95%) | \$885,627.18 (0.95%) | Hispanic / Male |
| Lehman Pipe and Supply** | S-897 | \$252,323.72 (0.27%) | \$252,323.72 (0.27%) | Caucasian / Female |
| | | | | |
| SBE-G/S Total: | | \$1,137,950.90 (1.22%) | \$1,137,950.90 (1.22%) | |

Total \$ contracted
SBE-Gs

\$1,137,950.90

Total % contracted
SBE-Gs

1.22%

Total \$ paid-to-date
SBE-Gs

\$1,137,950.90

Total % paid-to-date
SBE-Gs

1.22%

SBE-GOODS DEMOGRAPHIC DATA

TOTAL NUMBER OF FIRMS: 2

1 Hispanic-owned
(0.95% of SBE-G&S)

0 African-American owned
(0% of SBE-G&S)

1 Caucasian owned
(0.27% of SBE-G&S)

1 Woman-owned
(0.27% of SBE-G&S)

ISSUE/CONCERN WITH SBEs/SBE PROGRAM

- Payments from WASD are untimely resulting in delayed payments to SBE firm(s).

Thank You!

MIAMI-DADE WATER AND SEWER DEPARTMENT CD 215(2) PLANT 2 CLUSTER 2 DIGESTER UPGRADES CONTRACT S-909

SBE-Construction Advisory Board Update
March 1, 2022 – April 30, 2022

Project Team

Brian MacClugage
Executive Vice President
305-325-1930
brianm@pkflorida.com

Wendy Campbell
Project Administration & Marketing Manager
305-325-1930
wendyc@pkflorida.com

Oscar Galindo
Project Manager
305-325-1930
oscarg@pkflorida.com

OVERALL CONTRACT SCOPE OF WORK

The overall scope of this Consent Decree project at Central District WWTTP includes, but is not limited to, the replacement of all existing equipment, valves, piping; and appurtenances; electrical panels, conduits, cables, and lighting; instrumentation and controls; building mechanical; and architectural doors, windows, and louvers within the Digester Cluster Control Building No. 2 and inside Digester Tank Nos. 5, 6, 7, and 8; new digester covers for Digester Tank Nos. 5, 6, 7, and 8; new valve vault for Digester Cluster 2, replacement of all digester header yard piping beyond the valve vault which connects the Plant 2 Digester Clusters (including sanitary, hot water supply, hot water return, thickened sludge, and digester gas yard piping beyond valve vault); extension of the existing Electrical Room at the Control Building; structural repairs to and recoating of Control Building and Digester Tank Nos. 5, 6, 7, and 8.

- NOTICE TO PROCEED DATE: 07/10/2018
- END DATE: 07/23/2022

Contract Goals:

SBE-C
10.43%

SBE-G/S
2.71%

PROJECT INFORMATION TO-DATE

| | | |
|---|---|---|
| Award Amount: | Total dollar value contracted to SBE-C to-date: | Total dollar value contracted to SBE-G to-date: |
| \$29,227,440 | \$4,276,208.32 | \$1,018,500.46 |
| Total dollar value of payment received by Miami-Dade County (Paid Amount) : | Total number of SBE-C contracted to-date: | Total number of SBE-G contracted to-date: |
| \$26,957,753.69 | 4 | 2 |
| Total percentage contracted all SBE's to-date: 18.12% (Total dollar value contracted to SBE's divided by total dollar value cost of work equals SBE percentage) | | |

SBE BREAKOUT TO-DATE

| | | | |
|------------------------------------|-----------------------------------|--------------------------------------|-------------------------------------|
| Total \$ contracted SBE-C firms | Total % contracted SBE-C firms | Total \$ paid-to-date SBE-C firms | Total % paid-to-date SBE-C firms |
| \$4,276,208.32 | 14.63% | \$3,735,035.45 | 12.78% |
| Total \$ contracted SBE-G firms | Total % contracted SBE-G firms | Total \$ paid-to-date SBE-G firms | Total % paid-to-date SBE-G firms |
| \$1,018,500.46 | 3.48% | \$ 1,018,500.46 | 3.48% |

SBE-CONSTRUCTION BREAKDOWN

| Subcontractor | | Project | Original Contract Amount with Change Order | Amount Paid to Date | Demographic Data |
|-----------------------------------|--|--------------------------|--|-----------------------------|----------------------------|
| Eli's Mechanical Corp. | | S-909 | \$3,096,019 (10.59%) | \$2,628,745 (8.99%) | Hispanic / Male |
| Sunshine State Air Conditioning | | S-909 | \$459,200 (1.57%) | \$434,815 (1.49%) | Hispanic / Male |
| Transamerica Construction Company | | S-909 | \$708,201.32 (2.42%) | \$659,966.25 (2.26%) | Hispanic / Male |
| Gomez & Son Fence | | S-909 | \$12,788 (0.04%) | \$11,509.20 (0.04%) | Hispanic / Male |
| Total \$ contracted SBE-C | | Total % contracted SBE-C | | Total \$ paid-to-date SBE-C | Total % paid-to-date SBE-C |
| \$4,276,208.32 | | 14.63% | | \$3,735,035.45 | 12.78% |

SBE-CONSTRUCTION DEMOGRAPHIC DATA

TOTAL NUMBER OF FIRMS: 4

4 Hispanic-owned
(14.63% of SBE-C)

0 African-American owned
(0% of SBE-C)

0 Caucasian owned
(0% of SBE-C)

0 Woman-owned
(0% of SBE-C)

SBE-GOODS BREAKDOWN

| Subcontractor | Project | Original Contract Amount with Change Order | Amount Paid to Date | Demographic Data |
|------------------------|---------|--|------------------------|--------------------|
| | | | | |
| Corcel Corp. | S-909 | \$895,302.40 (3.06%) | \$895,302.40 (3.06%) | Hispanic / Male |
| Lehman Pipe and Supply | S-909 | \$123,198.06 (0.42%) | \$123,198.06 (0.42%) | Caucasian / Female |
| | | | | |
| SBE-G Total: | | \$1,018,500.46 (3.48%) | \$1,018,500.46 (3.48%) | |

Total \$ contracted
SBE-Gs

\$1,018,500.46

Total % contracted
SBE-Gs

3.48%

Total \$ paid-to-date
SBE-Gs

\$1,018,500.46

Total % paid-to-date
SBE-Gs

3.48%

SBE-GOODS DEMOGRAPHIC DATA

TOTAL NUMBER OF FIRMS: 2

1 Hispanic-owned
(3.06% of SBE-G&S)

0 African-American owned
(0% of SBE-G&S)

1 Caucasian owned
(0.42% of SBE-G&S)

1 Woman-owned
(0.42% of SBE-G&S)

ISSUE/CONCERN WITH SBEs/SBE PROGRAM

- Payments from WASD are untimely resulting in delayed payments to SBE firm(s).

Thank you!

**MIAMI-DADE WATER AND SEWER DEPARTMENT
DESIGN-BUILD SERVICES FOR THE CONSTRUCTION OF
SOUTH DISTRICT WWTP AND CENTRAL DISTRICT WWTP
SLUDGE THICKENING & DEWATERING BUILDINGS
CONTRACT S-884 & S-888**

SBE-Construction Advisory Board Update
March 1, 2022 – April 30, 2022

Project Team

Brian MacClugage
Executive Vice President
305-325-1930
brianm@pkflorida.com

Wendy Campbell
Project Administration & Marketing Manager
305-325-1930
wendyc@pkflorida.com



OVERALL CONTRACT SCOPE OF WORK

The overall scope of this Consent Decree project is to provide all resources and professional services to perform the planning, engineering design, coordination with Water and Sewer Operations, permitting, construction, furnishing of all materials, fabrication and installation, labor and equipment necessary for the construction of all civil/site, process mechanical, architectural, structural, electrical, instrumentation, plumbing, Heat Ventilation Air Conditioning (HVAC), fire protection, odor control components and all other necessary components to facilitate successful design, construction and commissioning of the new Sludge Thickening and Dewatering Building located at South District WWTP and the new Dewatering/Thickening Facilities located at Central District WWTP.

- NOTICE TO PROCEED DATE: 07/06/2020
- END DATE: 06/26/2023

Contract Goals:

SBE-C
9.43%

SBE-G
2.00%

PROJECT INFORMATION TO-DATE

| | | |
|--|--|---|
| <p>Award Amount:</p> <p>\$195,555,440 (Design - \$16,341,600 / Construction - \$179,213,840)</p> | <p>Total dollar value contracted to SBE-C to-date:</p> <p>\$22,762,020.79</p> | <p>Total dollar value contracted to SBE-G to-date:</p> <p>\$3,684,482.19</p> |
| <p>Total dollar value of payment received by Miami-Dade County (Paid Amount) :</p> <p>\$106,880,381.44</p> | <p>Total number of SBE-C contracted to-date:</p> <p>7</p> | <p>Total number of SBE-G contracted to-date:</p> <p>2</p> |
| <p>Total percentage contracted all SBEs to-date: 14.76% (Total dollar value contracted to SBE's divided by total dollar value cost of work equals SBE percentage)</p> | | |

SBE BREAKOUT TO-DATE

| | | | |
|------------------------------------|-----------------------------------|--------------------------------------|-------------------------------------|
| Total \$ contracted SBE-C firms | Total % contracted SBE-C firms | Total \$ paid-to-date SBE-C firms | Total % paid-to-date SBE-C firms |
| \$22,762,020.79 | 12.70% | \$11,051,072.62 | 6.17% |
| Total \$ contracted SBE-G firms | Total % contracted SBE-G firms | Total \$ paid-to-date SBE-G firms | Total % paid-to-date SBE-G firms |
| \$3,684,482.19 | 2.06% | \$1,655,788.97 | 0.92% |

SBE-CONSTRUCTION BREAKDOWN

| Subcontractor | Project | Original Contract Amount with Change Order | Amount Paid to Date | Demographic Data |
|-------------------------------------|---------------|--|------------------------|---------------------------|
| Eli's Mechanical Corp. | S-884 / S-888 | \$7,204,651.00 (4.02%) | \$5,905,052.11 (3.29%) | Hispanic / Male |
| Dodec, Inc. | S-884 / S-888 | \$6,555,496.00 (3.66%) | \$2,868,034.60 (1.60%) | African American / Male |
| Mar's Contractors, Inc. | S-884 / S-888 | \$1,741,448.74 (0.97%) | \$816,528.87 (0.46%) | African American / Female |
| Sunshine State Air Conditioning | S-884 / S-888 | \$5,377,164.00 (3.00%) | \$1,204,064.10 (0.67%) | Hispanic / Male |
| Ruiz Trans Development | S-884 | \$146,440.00 (0.08%) | \$146,440.00 (0.08%) | Hispanic / Male |
| Transamerica Construction Company | S-884 / S-888 | \$249,821.05 (0.14%) | \$110,952.94 (0.06%) | Hispanic / Male |
| Solid Builders Construction Company | S-884 / S-888 | \$1,487,000 (0.83%) | \$0.00 (0.00%) | Hispanic / Female |

SBE-CONSTRUCTION BREAKDOWN

Total \$ contracted
SBE-C

\$22,762,020.97

Total % contracted
SBE-C

12.70%

Total \$ paid-to-date
SBE-C

\$11,051,072.62

Total % paid-to-date
SBE-C

6.17%

SBE-CONSTRUCTION DEMOGRAPHIC DATA

TOTAL NUMBER OF FIRMS: 7

5 Hispanic-owned
(8.07% of SBE-C)

2 African American-owned
(4.63% of SBE-C)

0 Caucasian-owned
(0% of SBE-C)

2 Woman-owned
(1.80% of SBE-C)

SBE-GOODS BREAKDOWN

| Subcontractor | Project | Original Contract Amount with Change Order | Amount Paid to Date | Demographic Data |
|------------------------|---------------|--|------------------------|--------------------|
| | | | | |
| Corcel Corp. | S-884 / S-888 | \$3,045,482.19 (1.70%) | \$1,549,713.98 (0.86%) | Hispanic / Male |
| Lehman Pipe and Supply | S-884 / S-888 | \$639,000.00 (0.35%) | \$106,074.99 (0.06%) | Caucasian / Female |
| | | | | |
| SBE-G Total: | | \$3,684,482.19 (2.06%) | \$1,655,788.97 (0.92%) | |

Total \$ contracted
SBE-G

\$3,684,482.19

Total % contracted
SBE-G

2.06%

Total \$ paid-to-date
SBE-G

\$1,655,788.97

Total % paid-to-date
SBE-G

0.92%

SBE-GOODS & SERVICES DEMOGRAPHIC DATA

TOTAL NUMBER OF FIRMS: 2

1 Hispanic-owned
(1.70% of SBE-G&S)

0 African American-owned
(0% of SBE-G&S)

1 Caucasian-owned
(0.36% of SBE-G&S)

1 Woman-owned
(0.36% of SBE-G&S)

ISSUE/CONCERN WITH SBEs/SBE PROGRAM

- Payments from WASD are untimely resulting in delayed payments to SBE firm(s).

Thank you!

**MIAMI-DADE WATER AND SEWER DEPARTMENT
CD 1.05(2) EFFLUENT PUMP STATION ELECTRICAL
IMPROVEMENTS FOR PUMPS 1 THROUGH 6
CONTRACT S-922**

SBE-Construction Advisory Board Update
March 1, 2022 – April 30, 2022

Project Team

Brian MacClugage
Executive Vice President
305-325-1930
brianm@pkflorida.com

Wendy Campbell
Project Administration & Marketing Manager
305-325-1930
wendyc@pkflorida.com

Stephen Polk II
Project Manager
305-325-1930
stephenpii@pkflorida.com

OVERALL CONTRACT SCOPE OF WORK

The overall scope of this Consent Decree project at South District WWTP includes, but is not limited to, electrical improvements at the Effluent Pump Station 1. The referenced pump station consists of twelve (12) vertical turbine pumps which pump treated effluent from the plant to the injection wells onsite. The electrical improvements include replacing the motors for existing Effluent Pumps 1 through 6 with new 900 horsepower motors, and the construction of a new two-story electrical building which will house all new electrical switchgear, transformers, motor control centers, variable frequency drives, and other electrical & control equipment for pump station operation.

- NOTICE TO PROCEED DATE:
10/03/2019
- END DATE: 01/05/2022

Contract Goals:

SBE-C
8.62%

SBE-G/S
3.03%

PROJECT INFORMATION TO-DATE

| | | |
|---|---|---|
| Award Amount: | Total dollar value contracted to SBE-C to-date: | Total dollar value contracted to SBE-G to-date: |
| \$25,576,690 | \$3,057,832.58 | \$865,491.92 |
| Total dollar value of payment received by Miami-Dade County (Paid Amount) : | Total number of SBE-C contracted to-date: | Total number of SBE-G contracted to-date: |
| \$22,481,520.25 | 4 | 2 |
| Total percentage contracted all SBE's to-date: 15.34% (Total dollar value contracted to SBE's divided by total dollar value cost of work equals SBE percentage) | | |

SBE BREAKOUT TO-DATE

| | | | |
|------------------------------------|-----------------------------------|--------------------------------------|-------------------------------------|
| Total \$ contracted SBE-C firms | Total % contracted SBE-C firms | Total \$ paid-to-date SBE-C firms | Total % paid-to-date SBE-C firms |
| \$3,057,832.58 | 11.96% | \$2,923,982.47 | 11.43% |
| Total \$ contracted SBE-G firms | Total % contracted SBE-G firms | Total \$ paid-to-date SBE-G firms | Total % paid-to-date SBE-G firms |
| \$865,491.92 | 3.38% | \$865,491.92 | 3.38% |

SBE-CONSTRUCTION BREAKDOWN

| Subcontractor | | Project | Original Contract Amount with Change Order | Amount Paid to Date | Demographic Data |
|-----------------------------------|--|--------------------------|--|-----------------------------|----------------------------|
| Sunshine State Air Conditioning | | S-922 | \$672,700.00 (2.63%) | \$602,730 (2.36%) | Hispanic / Male |
| Transamerica Construction Company | | S-922 | \$2,268,280.58 (8.87%) | \$2,211,573.57 (8.65%) | Hispanic / Male |
| Gomez & Son Fence | | S-922 | \$26,610.00 (0.10%) | \$23,949 (0.09%) | Hispanic / Male |
| JJAS Door Installations | | S-922 | \$90,242.00 (0.35%) | \$85,729 (0.34%) | Hispanic / Female |
| Total \$ contracted SBE-C | | Total % contracted SBE-C | | Total \$ paid-to-date SBE-C | Total % paid-to-date SBE-C |
| \$3,057,832.58 | | 11.96% | | \$2,923,982.47 | 11.43% |

SBE-CONSTRUCTION DEMOGRAPHIC DATA

TOTAL NUMBER OF FIRMS: 4

4 Hispanic-owned
(11.96% of SBE-C)

0 African-American owned
(0% of SBE-C)

0 Caucasian owned
(0% of SBE-C)

1 Woman-owned
(0.35% of SBE-C)

SBE-GOODS BREAKDOWN

| Subcontractor | Project | Original Contract Amount with Change Order | Amount Paid to Date | Demographic Data |
|------------------------|---------|--|----------------------|--------------------|
| | | | | |
| Corcel Corp. | S-922 | \$846,968.80 (3.31%) | \$846,968.80 (3.31%) | Hispanic / Male |
| Lehman Pipe and Supply | S-922 | \$18,523.12 (0.07%) | \$18,523.12 (0.07%) | Caucasian / Female |
| | | | | |
| SBE-G/S Total: | | \$865,491.92 (3.38%) | \$865,491.92 (3.38%) | |

Total \$ contracted
SBE-Gs

\$865,491.92

Total % contracted
SBE-Gs

3.38%

Total \$ paid-to-date
SBE-Gs

\$865,491.42

Total % paid-to-date
SBE-Gs

3.38%

SBE-GOODS DEMOGRAPHIC DATA

TOTAL NUMBER OF FIRMS: 2

1 Hispanic-owned
(3.31% of SBE-G&S)

0 African American-owned
(0% of SBE-G&S)

1 Caucasian-owned
(0.07% of SBE-G&S)

1 Woman-owned
(0.07% of SBE-G&S)

ISSUE/CONCERN WITH SBEs/SBE PROGRAM

- Payments from WASD are untimely resulting in delayed payments to SBE firm(s).

Thank You!

March 21, 2022 Meeting Minutes

**Small Business Enterprise Construction
Advisory Board Meeting Minutes
March 21, 2022
SBD Main Conference Room**

Start: 1:18PM
Stop: 2:48PM

Appointed: 8
Quorum: 5

(E)=Excused (U) =Unexcused

| <u>PRESENT</u> | <u>ABSENT</u> |
|------------------------------|------------------------|
| William Derrer (Chairperson) | Anthony R. Gomez |
| Dorothy Brown-Alfaro | Elsie K. Hamler |
| Alejandro Munilla | Shellie Ransom-Jackson |
| Jessie Bernard Houston | |
| Jeovanni R. Tarafa | |

- I. Welcome/Introductions** – Marielena Bello (SBD) called the meeting to order at 1:18 PM. Chairman William Derrer welcomed all Board members and staff, and proceeded to the agenda.

II. Discussions

a. Recommendations

- i. Dorothy Brown-Alfaro requested there should be a task log presented at each meeting so the board can thoroughly review each pending topic with their respective status. Staff provided clarity on the process for submitting recommendations to the Board of County Commissioners (BCC) and how departments will create procedure to implement such recommendation.

Recommendation #1: Enforce prompt payment and streamline processing of SBE-Cs pay applications for base contract work and retainage. The tracking of these payments from the time that an SBE-C submits the pay application to the Prime or Miami-Dade County to the time that SBE-C is paid. The direct process will assist user departments in tracking and facilitate the contractors experience, which will encourage future business with Miami-Dade County. The Board of County Commissioners should mandate that each department fulfills this recommendation.

Recommendation #2: Streamline and avoid delays in prompt processing and approval of SBE-Cs change order work from the time that the SBE-C submit the change orders to the Prime or Miami-Dade County, to include the tracking of these change orders, and when the change order is approved, to include from the time that an SBE-C submits the pay application to the Prime or Miami-Dade County to the time that SBE-C is paid.

**Small Business Enterprise Construction
Advisory Board Meeting Minutes
March 21, 2022
SBD Main Conference Room**

The Board of County Commissioners should mandate that each department fulfills this recommendation.

Dorothy Brown-Alfaro motioned to approve recommendation 1 & 2, Jeovanni R. Tarafa seconded the motion. (Approved 5-0)

Recommendation #3: Outreach and educate contractors on their contract and what is allotted to them. That way all contractors know the process is to receive payment. SBE-C and non-SBE-C should be automatically paid interest when paid late by Prime and Miami-Dade County. Payment of interest should be tracked by Miami-Dade County.
Item was deferred to amend language.

Recommendation #4: Miami-Dade County Penalties of 20%, 40%, 60% needs to be reduced back to 10%, 20%, and 30%, again for small certified SBE-Cs and local trade organization should have input from the local industry and Miami-Dade should amend the Administrative Order, Ordinance, and laws to include the SBE-C and local trade organization input. The penalty should not be reduced for larger businesses. In addition, certified small businesses are to receive a warning for a first-time offense. Dorothy Brown-Alfaro motioned to approve recommendation 3, Jeovanni R. Tarafa seconded the motion. (Approved 5-0)

b. Ongoing Construction Challenges

- i. Board members requested to defer recommendation #3 for amendment at the next Construction Subcommittee meeting.

III. SBD Section Reports

a. SBE – Construction Business Outreach and Education (Lawanda Wright-Robinson)

- i. The report was presented by Lawanda Wright-Robinson (SBD Section Chief).
- ii. The report collected data from January 1, 2022, to February 28, 2022.
- iii. It was advised that there were three (3) workshops conducted by SBD and four (4) partnerships conducted during the reported period.

b. SBE- Project Review & Analysis (Laurie Johnson)

- i. The report was presented by Laurie Johnson (SBD Section Chief).
- ii. The report collected data from January 1, 2022, to February 28, 2022.
- iii. Board members had no further questions.

**Small Business Enterprise Construction
Advisory Board Meeting Minutes
March 21, 2022
SBD Main Conference Room**

c. SBE – Construction Utilization Report (Rossi Siewnarine)

- i. The report was presented by Patrick Hines (Special Projects Administrative).
- ii. The report collected data from January 1, 2022, to February 28, 2022.
- iii. Board members reviewed the reports and had no further questions.

d. SBE – Construction Certification Report (Jeanise Cummings-Labossier)

- i. The report was presented by Jeanise Cummings (SBD Section Chief).
- ii. The report collected data from January 1, 2022, to February 28, 2022.
- iii. Board members had no further questions.

IV. Construction Management Reporting

a. Miscellaneous Construction Contract MCC- 8-10 (MCM Corporation)

- i. Item deferred.

b. Project A- Jackson North Medical Center (OHL Arellano Construction Co.)

- i. The report was presented by Lino Gonzalez on behalf of OHL Arellano Construction.
- ii. The total amount paid to date for the SBE-C's has been \$14,506,661.36.

c. Project B- Jackson West Medical Center (Yates Construction)

- i. The report was presented by Lawrence Dow on behalf of Yates Construction.
- ii. The total amount paid to date for the SBE-C's has been \$14,639,751.70.
- iii. Mr. Tarafa advised that their calculations of percentage was incorrect. Kenneth Robertson (JHS) provided clarity on how the percentages are calculated.

d. Project E- Jackson South Medical Center (Turner Construction Company)

- i. The report was presented by Jordyn Hopkins on behalf of Turner Construction.
- ii. The total amount paid to date for the SBE-C's has been \$7,390,072.19.
- iii. Mr. Derrer asked whether they will meet their goals and what are they doing achieve their goals. Ms. Hopkins advise that they are in communication with Miami Dade County staff to ensure they are meeting their goals.

**Small Business Enterprise Construction
Advisory Board Meeting Minutes
March 21, 2022
SBD Main Conference Room**

e. Project F- Christine E. Lynn Rehabilitation Hospital (Turner Construction Company)

- i. The report was presented by Jordyn Hopkins on behalf of Turner Construction.
- ii. The total amount paid to date for the SBE-C's has been \$10,791,443.08.

f. DTC Vertical Expansion (Turner Construction Company)

- i. The report was presented by Jordyn Hopkins on behalf of Turner Construction.
- ii. The total amount paid to date for the SBE-C's has been \$10,791,443.08.

g. Foundry Project Flash (Miller Construction Company)

- i. The report was not provided on behalf of Miller Construction.

h. Cruise Terminal F Expansion (Lemartec Corporation)

- i. The report was presented by Diego Natale on behalf of Lemartec Corporation.
- ii. The total amount paid to SBE-C's has been \$41,519,904.

i. NDWWTPP Clarifiers (Kiewit Infrastructure South, Co.)

- i. The report was presented by Vaughn Knoeppel on behalf of Kiewit Construction.
- ii. The total amount paid to date for the SBE-C's has been \$10,791,443.08.

j. CDWWTP Oxygen Production (PCL Construction, Inc.)

- i. Item deferred.

k. Design, Build, Finance, Operate, Maintain Civil and Probate Courthouse (Tutor Perini Corporation)

- i. The report was presented by Armando Perez behalf of Tutor Perini Corporation.
- ii. The total amount paid has been \$26,364,875.00.

l. Grove Central Mixed-Use (Juneau Construction)

- i. The report was presented by Gabriela Matheus on behalf of Juneau Construction.
- ii. The total amount paid to date for the SBE-C's has been 4,461,006.18.

m. Pool & Kent Company of Florida

- i. Item deferred.

**Small Business Enterprise Construction
Advisory Board Meeting Minutes
March 21, 2022
SBD Main Conference Room**

V. Old Business

a. Approval of January 24, 2022, Meeting Minutes

- i. Dorothy Brown-Alfaro motioned to approve the meeting minutes and board member Jeovanni Tarafa seconded the motion. (Approved 5-0).

b. Approval of Sub-Committee February 14, 2022, Meeting Minutes

- i. Dorothy Brown-Alfaro motioned to approve the meeting minutes and board member Jeovanni Tarafa seconded the motion. (Approved 5-0).

VI. New Business

a. Request for future agenda items

- i. Create recommendations to remedy ongoing construction challenges.
- ii. Discuss which Construction project meets the requirements to report at the Construction Advisory Board.
- iii. Board members will provide language to amend Recommendation #3.

VII. Reasonable opportunity for the public to be heard before County boards (Sec. 2-11.39.3).

- i. No speakers.

VIII. Adjournment - Meeting adjourned by board member William Derrer at 2:48 p.m.

Contracts Over 25 Million Report

Open Contracts \$25M and Over
Contract Type: Construction, Build, Design/Build, and Leases

| Contract Number | Contract Title | Contract Value | Contract Type | Department | SBE - Con Goal | SBE - Con Achievement | SBE - A&E Goal | SBE - A&E Achievement | SBE - Goods Goal | SBE - Goods Achievement | SBE - Services Goal | SBE - Services Achievement | Trade Set Aside | Trade Set Aside Achievement | Start Date | End Date | Contract Progress | Status | Compliance Officer | Prime Business Name | Prime Email | Prime Owner | Prime Phone |
|---------------------------|--|------------------|---------------|--|----------------|-----------------------|----------------|-----------------------|------------------|-------------------------|---------------------|----------------------------|-----------------|-----------------------------|------------|------------|-------------------|--------|----------------------|--|---------------------------------|--------------------|--------------|
| 18-16146-TC | DTC Vertical Expansion | \$30,431,712.00 | Construction | Public Health Trust | 21.60 % | 23.88 % | 0.00 % | 0.00 % | 0.25 % | 0.27 % | 0.00 % | 0.00 % | No | 0.00 % | 12/18/2018 | 12/31/2020 | 148.95 % | Open | Samira Selah | Turner Construction Company | tconnor@tcco.com | Tara Connor | 617-247-6400 |
| 2017-001.01 (Build) | Cruise Terminal AA/AAA (MSC Cruise Terminal) | \$193,069,413.16 | Construction | Seaport | 10.01 % | | 0.00 % | | 2.20 % | | 0.00 % | | | | 11/3/2021 | 11/2/2022 | 0.00 % | Open | Jon-Andrew Olmedillo | FINCANTIERI INFRASTRUCTURE FLORIDA, INC. | info@fincantieri.com | Dylan Wallace | 888-777-9999 |
| 2020-09-09 | Foundry Project Flash | \$108,613,721.00 | Construction | Non Department | 3.77 % | 3.30 % | 0.00 % | 0.00 % | 0.00 % | 0.00 % | 0.00 % | 0.00 % | | 0.00 % | 9/8/2020 | 9/8/2021 | 66.81 % | Open | Catherine Forte | Miller Construction Company | JEscobar@millerconstruction.com | Jessica Escobar | 954-847-0695 |
| B CS | CONSTRUCTION SERVICES FOR PROJECTS AT VARIOUS JACKSON HEALTH SYSTEM FACILITIES: JACKSON WEST | \$178,064,312.17 | Construction | Public Health Trust | 34.05 % | 37.00 % | 0.00 % | 0.00 % | 0.25 % | 0.36 % | 0.00 % | 0.53 % | | 0.00 % | 3/7/2017 | 12/31/2020 | 82.43 % | Open | Samira Selah | W. G. YATES & SONS CONSTRUCTION COMPANY | mphan@wg Yates.com | Laura Adamson | 817-554-5100 |
| DB15-SEA-01 (BUILD) | DESIGN-BUILD SERVICES FOR CRUISE TERMINAL F UPGRADES | \$29,930,252.00 | Construction | Seaport | 9.87 % | 34.08 % | 0.00 % | 0.00 % | 6.00 % | 11.32 % | 0.00 % | 0.00 % | | 0.00 % | 9/29/2016 | 1/16/2018 | 2.00 % | Open | Jon-Andrew Olmedillo | Magnum Construction Management, LLC | Dmunilla@mcm-us.com | Daniel Munilla | 305-541-0000 |
| DB18-SEA-01_0001 | NEW CRUISE TERMINAL V-TERMINAL H | \$175,547,119.20 | Design/Build | Seaport | 8.20 % | 5.07 % | 1.35 % | 1.74 % | 0.00 % | 0.07 % | 3.68 % | 1.14 % | No | 0.00 % | 12/19/2019 | 11/1/2021 | 61.46 % | Open | Jon-Andrew Olmedillo | Suffolk Construction Company, Inc. | jdipersio@suffolk.com | Molly Stevens | 617-445-3500 |
| DB19-SEA-01_0001 | CRUISE TERMINAL F EXPANSION | \$120,751,934.94 | Design/Build | Seaport | 8.42 % | 11.32 % | 1.10 % | 1.73 % | 0.00 % | 0.00 % | 3.78 % | 1.92 % | No | 0.00 % | 8/27/2020 | 10/31/2022 | 44.79 % | Open | Jon-Andrew Olmedillo | Lemartec Corporation | maisuares@lemartec.com | Manuel Garcia-Tuon | 305-273-8676 |
| E CS | CONSTRUCTION SERVICES FOR PROJECTS AT VARIOUS JACKSON HEALTH SYSTEM FACILITIES: JACKSON SOUTH COMMUNITY HOSPITAL (CONSTRUCTION SERVICES) | \$25,314,519.43 | Construction | Public Health Trust | 32.77 % | 27.93 % | 0.00 % | 0.00 % | 0.25 % | 0.00 % | 0.00 % | 0.60 % | | 0.00 % | 6/5/2017 | 12/31/2020 | 92.75 % | Open | Samira Selah | Turner Construction Company | tconnor@tcco.com | Tara Connor | 617-247-6400 |
| F CS | CONSTRUCTION SERVICES FOR PROJECTS AT VARIOUS JACKSON HEALTH SYSTEM FACILITIES: JACKSON REHABILITATION HOSPITAL (CONSTRUCTION SERVICES) | \$86,367,669.09 | Construction | Public Health Trust | 34.05 % | 51.96 % | 0.00 % | 0.06 % | 0.25 % | 0.19 % | 0.00 % | 3.30 % | | 0.00 % | 6/5/2017 | 12/31/2020 | 60.69 % | Open | Samira Selah | Turner Construction Company | tconnor@tcco.com | Tara Connor | 617-247-6400 |
| Grove Central - R-1174-15 | Grove Central Mixed-Use | \$128,314,066.00 | Leases | Non Department | 11.69 % | 11.39 % | 0.00 % | 0.00 % | 0.00 % | 0.00 % | 0.00 % | 0.00 % | | 0.00 % | 12/28/2015 | 12/29/2045 | 28.43 % | Open | Jon-Andrew Olmedillo | GRP GROVE METRO STATION LLC | info@grpgrovetmetro.com | Chris Cobb | 888-888-9988 |
| Liberty Square Phase 2 | Liberty Square Phase 2 | \$32,553,670.17 | Construction | Public Housing and Community Development | 50.00 % | 25.44 % | 0.00 % | 0.00 % | 0.00 % | 1.87 % | 0.00 % | 0.00 % | | 0.00 % | 1/30/2018 | 1/7/2019 | 100.07 % | Open | Belkis Zarate | Fortune Urban Construction, LLC | KBrantley@relatedgroup.com | KAREEM BRANTLEY | 954-347-0467 |
| Liberty Square Phase 3 | Liberty Square Phase 3 | \$31,028,185.00 | Construction | Public Housing and Community Development | 50.00 % | | 0.00 % | | 0.00 % | | 0.00 % | | | | 1/30/2018 | 1/7/2019 | 0.00 % | Open | Belkis Zarate | Fortune Urban Construction, LLC | KBrantley@relatedgroup.com | KAREEM BRANTLEY | 954-347-0467 |
| R-291-18_0002 | DESIGN & CONST NEW TERMINAL B SEAPORT | \$239,000,000.00 | Construction | Seaport | 8.91 % | 0.00 % | 0.00 % | 0.00 % | 3.00 % | 0.00 % | 0.00 % | 0.00 % | No | 0.00 % | 4/10/2018 | 11/8/2019 | 69.35 % | Open | Jon-Andrew Olmedillo | NORWEGIAN CRUISE LINE HOLDINGS LTD. | mmarin@ncl.com | Miguel Marin | 305-436-4520 |
| R-791-14_0001 | DESIGN-BUILD-CONST AGENCY SVCS.AGREEMENT (2019-021) | \$56,317,652.60 | Construction | Seaport | 9.71 % | 6.98 % | 0.64 % | 1.09 % | 0.00 % | 0.00 % | 0.00 % | 0.00 % | No | 0.00 % | 6/13/2019 | 7/13/2021 | 90.33 % | Open | Jon-Andrew Olmedillo | Turner Construction Company | tconnor@tcco.com | Tara Connor | 617-247-6400 |
| RFP NO. MDAD 08-06 | NF-NON-EXCLUSIVE TELECOMMUNICATIONS AND NETWORK MANAGEMENT SERVICES AGREEMENT (SIC 15) | \$50,000,000.00 | Construction | Aviation | 8.00 % | | 0.00 % | | 0.00 % | | 0.00 % | | No | | 10/6/2009 | 12/31/2019 | 0.00 % | Open | Marco Diaz | Norstan Communications, Inc. dba/ Black Box Network Services | tracy.zamora@blackbox.com | Tracy Zamora | 305-869-8523 |
| RFP NO. MDAD-03-14 | NF-NON-EXCLUSIVE TELECOMMUNICATIONS AND NETWORK MANAGEMENT SERVICES FOR MDAD | \$103,717,405.00 | Construction | Aviation | 0.00 % | 0.00 % | 0.00 % | 0.00 % | 0.00 % | 0.00 % | 0.00 % | 0.00 % | Yes | 18.00 % | 3/3/2015 | 12/31/2019 | 55.99 % | Open | Marco Diaz | Norstan Communications, Inc. dba/ Black Box Network Services | tracy.zamora@blackbox.com | Tracy Zamora | 305-869-8523 |
| RFP NO. MDAD-11-14 | BAGGAGE HANDLING SYSTEMS OPERATION AND MAINTENANCE (BHS O&M) | \$163,280,939.00 | Construction | Aviation | 32.34 % | 19.26 % | 0.00 % | 0.00 % | 3.02 % | 0.18 % | 0.00 % | 0.00 % | | 0.00 % | 6/2/2015 | 6/27/2020 | 50.95 % | Open | Angel Oliva | JBT AeroTech Corporation | suzanne.catalini@jbt.com | Garrett Macfarlane | 385-283-2464 |
| S-870 | CDWWTP INDUSTRIAL INJECTION WELL SURFACE FACILITIES | \$26,067,922.17 | Construction | Water & Sewer | 4.21 % | 10.23 % | 0.00 % | 0.00 % | 2.89 % | 3.55 % | 0.00 % | 0.00 % | No | 0.00 % | 3/16/2017 | 11/10/2019 | 98.17 % | Open | John Tanner | Poole & Kent Company of Florida | info@pkflorida.com | Brian MacClugage | 305-325-1930 |
| S-889 | CD 2.15(1) PLANT 2 CLUSTER 1 DIGESTER UPGRADES | \$26,411,043.21 | Construction | Water & Sewer | 10.10 % | 9.54 % | 0.00 % | 0.00 % | 1.80 % | 2.65 % | 0.00 % | 0.00 % | No | 0.00 % | 10/19/2016 | 6/18/2021 | 106.37 % | Open | Yanira Bravo-Soriano | Poole & Kent Company of Florida | info@pkflorida.com | Brian MacClugage | 305-325-1930 |
| S-891 | CD 2.19(2) CO-GEN FACILITY AND 2.01(6) ELECTRICAL IMPROVEMENTS | \$36,003,300.00 | Construction | Water & Sewer | 5.06 % | 7.85 % | 0.00 % | 0.00 % | 1.12 % | 2.25 % | 0.00 % | 0.00 % | No | 0.00 % | 7/19/2017 | 6/30/2019 | 90.10 % | Open | John Tanner | Poole & Kent Company of Florida | info@pkflorida.com | Brian MacClugage | 305-325-1930 |
| TDB12WASD01 | GOV CUT PHASE 3 NORRIS CUT | \$72,101,600.00 | Design/Build | Water & Sewer | 10.70 % | 0.00 % | 0.40 % | 0.00 % | 0.00 % | 0.00 % | 0.00 % | 0.00 % | No | 0.00 % | 1/23/2014 | 4/26/2016 | 82.63 % | Open | Yanira Bravo-Soriano | Nicholson Construction Company | info@nicholsonconstruction.com | Pat West | 303-926-0411 |
| TDB14WASD03 | Design-Build - Furnish and Install a 48-inch Diameter Water Transmission Main for Area N (Contract 16FCI001) | \$37,206,382.00 | Design/Build | Water & Sewer | 6.70 % | 9.02 % | 1.47 % | 1.17 % | 0.17 % | 0.66 % | 0.00 % | 0.00 % | No | 0.00 % | 4/17/2017 | 9/30/2020 | 84.15 % | Open | Yanira Bravo-Soriano | Garney Companies, Inc. | hmanning@garney.com | Steve Harris | 816-746-7260 |
| TDB17WASD1 | CDWWTP OXYGEN PRODUCTION | \$57,904,062.00 | Design/Build | Water & Sewer | 6.81 % | 8.41 % | 1.40 % | 2.31 % | 1.01 % | 1.08 % | 0.00 % | 0.00 % | No | 0.00 % | 4/29/2019 | 6/7/2022 | 83.66 % | Open | Yanira Bravo-Soriano | PCL Construction, Inc. | dmacinnes@pcl.com | Tom O'Donnell | 480-829-6333 |
| TDB18WASD2 | Designbuild Thickening Sludge | \$195,555,440.00 | Design/Build | Water & Sewer | 8.64 % | 1.79 % | 1.17 % | 2.83 % | 1.83 % | 0.00 % | 0.00 % | 0.00 % | No | 0.00 % | 8/6/2020 | 6/27/2023 | 42.73 % | Open | Yanira Bravo-Soriano | Poole & Kent Company of Florida | info@pkflorida.com | Brian MacClugage | 305-325-1930 |
| TERMINAL A 2017-6-27 | NF-PORT MIAMI CRUISE TERMINAL A | \$143,082,821.00 | Construction | Seaport | 6.88 % | 5.79 % | 0.00 % | 0.00 % | 0.00 % | 0.00 % | 0.00 % | 0.00 % | No | 0.00 % | 11/3/2017 | 12/31/2019 | 100.01 % | Open | Catherine Forte | Suffolk Construction Company, Inc. | jdipersio@suffolk.com | Molly Stevens | 617-445-3500 |
| TS895 | NDWWTPP CLARIFIERS CD3.02.2 | \$50,478,067.70 | Construction | Water & Sewer | 12.01 % | 15.21 % | 0.00 % | 0.00 % | 0.00 % | 0.00 % | 0.00 % | 0.00 % | No | 0.00 % | 2/6/2019 | 12/3/2021 | 65.75 % | Open | John Tanner | Kiewit Infrastructure South Co. | jim.poe@kiewit.com | Heather Woodford | 817-337-7000 |
| TS897 | SDWWTP DIGESTER & CONTROL BLD | \$93,361,000.00 | Construction | Water & Sewer | 10.24 % | 15.67 % | 0.00 % | 0.00 % | 0.86 % | 1.66 % | 0.00 % | 0.00 % | No | 0.00 % | 10/3/2018 | 6/18/2021 | 56.89 % | Open | Yanira Bravo-Soriano | Poole & Kent Company of Florida | info@pkflorida.com | Brian MacClugage | 305-325-1930 |
| TS909 | CDWWTP PLANT2 CLUSTER2 DIGETER | \$29,227,440.00 | Construction | Water & Sewer | 10.43 % | 6.31 % | 0.00 % | 0.00 % | 2.71 % | 4.34 % | 0.00 % | 0.00 % | No | 0.00 % | 5/18/2018 | 7/23/2022 | 70.59 % | Open | Yanira Bravo-Soriano | Poole & Kent Company of Florida | info@pkflorida.com | Brian MacClugage | 305-325-1930 |
| TS922 | CD 1.05.2 EFFLUENT PS ELECTRIA | \$25,576,690.00 | Construction | Water & Sewer | 8.62 % | 8.38 % | 0.00 % | 0.00 % | 3.03 % | 3.95 % | 0.00 % | 0.00 % | No | 0.00 % | 11/6/2019 | 9/30/2021 | 80.95 % | Open | Yanira Bravo-Soriano | Poole & Kent Company of Florida | info@pkflorida.com | Brian MacClugage | 305-325-1930 |
| TS931 | SDWWTP HEADWORKS & OXYGENATION | \$107,605,400.00 | Construction | Water & Sewer | 10.65 % | 2.89 % | 0.00 % | 0.00 % | 2.00 % | 0.05 % | 0.00 % | 0.00 % | No | 0.00 % | 10/14/2021 | 3/3/2024 | 25.06 % | Open | Yanira Bravo-Soriano | Poole & Kent Company of Florida | info@pkflorida.com | Brian MacClugage | 305-325-1930 |
| TS935 | OOL CONSTRUCTION PACKAGE ST-1B | \$80,560,000.00 | Construction | Water & Sewer | 10.95 % | 0.00 % | 0.00 % | 0.00 % | 1.02 % | 0.00 % | 0.00 % | 0.00 % | No | 0.00 % | 1/21/2022 | 9/30/2022 | 1.50 % | Open | Yanira Bravo-Soriano | Poole & Kent Company of Florida | info@pkflorida.com | Brian MacClugage | 305-325-1930 |
| TS944 | NL-1A - NP-2 FM Phase 1 S-944 | \$28,527,995.49 | Construction | Water & Sewer | 6.83 % | 0.00 % | 0.00 % | 0.00 % | 1.98 % | 0.63 % | 0.00 % | 0.00 % | No | 0.00 % | 6/8/2021 | 7/23/2021 | 18.19 % | Open | John Tanner | Ric-Man International | andresd@ric-man.us | Andres Diaz | 954-426-1042 |
| X027A | NF-BUILDING MANAGEMENT SYSTEM FOR MIA BY HONEYWELL INTERNATIONAL INC. LEGACY AGREEMENT | \$93,353,140.84 | Construction | Aviation | 15.75 % | 5.12 % | 0.00 % | 0.00 % | 0.00 % | 0.00 % | 1.00 % | 0.16 % | No | 0.00 % | 11/7/2017 | 11/6/2027 | 26.84 % | Open | Marco Diaz | HONEYWELL INTERNATIONAL INC | shelley.bredehoft@honeywell.com | Shelley Bredehoft | 763-954-5680 |
| Y-088A | Bombardier New Aircraft Service Center | \$68,697,417.00 | Leases | Aviation | 10.00 % | 5.25 % | 0.00 % | 0.00 % | 0.00 % | 0.00 % | 0.00 % | 0.00 % | | 0.00 % | 11/14/2019 | 11/13/2020 | 85.01 % | Open | Marco Diaz | FONTAINEBLEAU CONSTRUCTION LLC | wivory@tumberry.com | Willie Ivory | 305-937-6262 |
| Z000205 | Design, Build, Finance, Operate, Maintain Civil and Probate Courthouse | \$192,611,214.00 | Design/Build | Internal Services | 13.11 % | 3.87 % | 20.00 % | 1.86 % | 0.00 % | 0.00 % | 0.00 % | 0.00 % | | 0.00 % | 1/29/2019 | 1/30/2049 | 36.72 % | Open | Catherine Forte | Plenary Justice Miami LLC | sean.bennie@plenarygroup.com | Sean Bennie | 813-387-3880 |

Applied filters:Contract Value is greater than or equal to \$25,000,000.00Contract Type is Construction, Construction - MCC, Construction - MCC 7040, Construction - MCC 7360, Design/Build, or LeasesStatus is Open