

**SMALL BUSINESS ENTERPRISE  
CONSTRUCTION  
MEETING**

**November 21, 2022**



miamidade.gov

Internal Services Department
Small Business Development
111 NW 1 Street, 19th Floor
Miami, Florida 33128
T 305-375-3111 F 305-375-3160

Miami-Dade County
SMALL BUSINESS ENTERPRISE - CONSTRUCTION
ADVISORY BOARD MEETING

Monday, November 21, 2022 @1:00 p.m.

Virtual Meeting Zoom URL:

https://miamidade.live/SBE-ConstructionAdvisoryBoard

Webinar ID: 954 5601 8608

AGENDA

- I. Welcome/Introductions (5 min)
II. Discussions (15 min)
a. Task Log
III. SBD Section Reports (15 min)
a. SBE - Construction Business Outreach & Education.....Lawanda Wright-Robinson
SBD Business Outreach & Education
b. SBE - Construction Project Review & Analysis .....Laurie Johnson
SBD Project Review & Analysis
c. SBE - Construction Utilization Report.....Rossi Siewnarine
SBD Policy & Legislation Management
d. SBE - Construction Certification Report.....Jeanise Cummings-Labossiere
SBD Certification
IV. Construction Management Reporting (45 min)
a. Miscellaneous Construction Contract MCC-8 (MCM Corporation)
.....Carolyn Modeste
b. Miscellaneous Construction Contract MCC-9-18 (MCM Corporation)
.....Carolyn Modeste
c. Project A- Jackson North Medical Center (OHL Arellano Construction Co.)
.....Lawrence Dow
d. Project B- Jackson West Medical Center (W.G. Yates Construction)
.....Richard Gomez
e. Project E- Jackson South Medical Center (Turner Construction Company)
.....Jordyn Hopkins



miamidade.gov

Internal Services Department  
Small Business Development  
111 NW 1 Street, 19<sup>th</sup> Floor  
Miami, Florida 33128  
T 305-375-3111 F 305-375-3160

- f. **Project F- Christine E. Lynn Rehabilitation Hospital (Turner Construction)**  
..... *Jordyn Hopkins*
- g. **DTC Vertical Expansion (Turner Construction Company)**  
..... *Jordyn Hopkins*
- h. **Foundry Flash (Miller Construction Company)**  
..... *Kasey Mauney*
- i. **Cruise Terminal F Expansion (Lemartec Corporation)**  
..... *Diego Natale*
- j. **CDWWTP Oxygen Production (PCL Construction, Inc.)**  
..... *Mike Hernandez*
- k. **Design, Build, Finance, Operate, Maintain Civil and Probate Courthouse**  
..... *Armando Perez*
- l. **Grove Central Mixed-Use (Juneau Construction)**  
..... *Antonio Souza*
- m. **MSC Cruise Terminal (Fincantieri Infrastructure Florida)**  
..... *Dylan Wallace*
- n. **Poole & Kent Company of Florida**  
..... *Brian MacClugage*
  
- V. **Old Business (15 min)**
  - a. Approval of September 19, 2022, Meeting Minutes
  - b. Approval of 2023 Meeting Dates
  
- VI. **New Business (15 min)**
  - a. Request for future agenda items
  
- VII. **Reasonable opportunity for the public to be heard before County boards (Sec. 2-11.39.3) - (5 min)**
  
- VIII. **Adjournment (5 min)**



**NEXT MEETING: TBA**

## TABLE OF CONTENTS

### AGENDA

---

Task Log	1
SBE - Construction Business Outreach & Education	2
SBE – Project Review & Analysis	3
SBE – Construction Utilization Report	4
SBE – Construction Certification Report	5
Miscellaneous Construction Contract MCC-8-10 & 9-18 (MCM Corporation)	6
Project A – Jackson North Medical Center (OHL Arellano Construction Co.)	7
Project B- Jackson West Medical Center (W.G. Yates Construction)	8
Project E- Jackson South Medical Center (Turner Construction Company)	9
Project F – Christine E. Lynn Rehabilitation Hospital (Turner Construction)	10
DTC Vertical Expansion (Turner Construction Company)	11
Cruise Terminal F Expansion (Lemartec Corporation)	12
Design, Build, Finance, Operate, Maintain Civil and Probate Courthouse (Plenary Justice Miami LLC)	13
Grove Central Mixed-Use (Juneau Construction)	14
MSC Cruise Terminal (Fincantieri Infrastructure Florida)	15
S-889 CD 2.15(1) Plant 2 Cluster 1 Digester Upgrades S-897 SDWWTP Digester & Control BLD S-909 CDWWTP Plant 2 Cluster 2 Digester	16

S-884 & S-888 Design build Thickening Sludge  
S-922CD 1.05.2 Effluent PS Electria  
(Poole & Kent Company of Florida)

September 19, 2022 Meeting Minutes **17**

2023 Meeting Dates **18**

# **Task Log**

SBE - Construction Advisory Board Task Log  
As of September 19, 2022

#	Task	Department	Comment	Status
1	How is SBD and Miami-Dade County notifying SBE-Cs and Miami Dade County Departments that Miami-Dade County, effective October 2020 per Florida state law can only hold 5% retainage on public projects.			Ongoing dicussion
2	Forward recommendation 1-11 to SBD staff for input			Pending
3	MENTOR PROTEGE PROGRAM IN MIAMI DADE COUNTY			Ongoing

**SBE - Construction Business Outreach &  
Education**



**Internal Services Department**  
**Small Business Development (SBD)**  
**Small Business Enterprise – Construction Report**  
**Business Outreach and Education Section**  
**September 1, 2022 to October 31, 2022**

		Total for Period	YTD Total
Activity	Assistance Provided to Small Business Enterprise- Construction Program		
1	Certification Assistance	58	386
2	Needs Assessment Meetings (NAMS)	7	34
3	Technical Assistance	145	885
4	Payment Issues	15	33
4.1	Payment Issues Related Dollars	\$324,767	\$2,490,909
5	Prompt Payment Issues	0	7
5.1	Prompt Payment Issues Related Dollars	0	\$239,680
6	Contract Issues (Non-dollar related)	5	13
7	Contact with SBE-Construction Firms (emails highlighting contract opportunities)	4,485	35,233

		Total for Period	YTD Total
Activity	Training, Education and Outreach Activities		
1	Small Business Development (sponsored) Workshops and Forums	4	16
1.1	Number of Attendants	140	381
2	Partnership Workshops & Forums	2	24
2.1	Number of Firms (with whom contact was made)	65	580
Activity	Technical Training & Development Workshops		
3	Access to Capital	1	3
3.1	n/a		

**Internal Services Department  
Small Business Development  
Business Outreach & Education  
September 01,2022- November 01, 2022**

Activity #		Total for	
		Period	YTD Total
	<b>Bonding Assistance</b>	09/01/22- 11/01/22	10/01/21- 11/01/22
1	Firms Assisted with Bonding Needs	7	22
2	Bond Application Received	2	12
3	Bonding Applications Approved	2	12
4	Bond Applications Denied	0	0
5	Value of Approved Bond Applications	\$1,885,881	\$14,147,903
<b>Financial Assistance – Non-Covid Related</b>			
1	Firms Assisted with Loan Needs	3	10
2	Loan Application Received **	1	3
3	Loan Applications Approved	1	3
4	Loan Application Denied	0	0
5	Value of Approved Loan Applications	\$50,000	\$105,000

Bonding

Race/Ethnicity Approved year to date: (1) – Hispanic firm, (1)- African American firm  
10- Hispanic firms, (2)- African American firms

Surety 2- Insource,

Financial Assistance

Race/Ethnicity: Hispanic Lender: Bankunited

Workshops hosted

Access To Capital on 04/13/2022

Tax preparation for business growth on 02/16/2022

Surety Bond Workshop on 07/13/2022

Access To Capital on 09/29/2022

# **SBE – Construction Project Review & Analysis**

**Miami Dade County**  
**Small Business Enterprise - Construction Services**  
**Construction Projects Review Summary**  
**September 1, 2022 – October 31, 2022**

There were **34** projects reviewed for Small Business Enterprise - Construction measures during the period with a total estimated valued of **\$261,762,723.54**

---

**MISCELLANEOUS CONSTRUCTION CONTRACT – MCC 7040**

- SBE-CON Set Aside – **78** projects valued @ **\$11,903,092**



## Small Business Development Division Proposal Review Summary

Date/Time Run: 11/18/2022 9:54:46 AM

Department	Proposal Number	Description	Date Created	Estimated Value	Program	Applied Measure	% Applied Measure	Staff Member
Non Department	10-04-22 McDonald House	Ronald McDonald House @ Jackson Memorial Hospital	10/4/2022	\$17,277,804.00	SBE - Con		19.02%	Jhonnatan Escalante
					SBE - Goods		0.50%	Jhonnatan Escalante
Transportation and Public Works	20220140	Intersection Improvements-Multiple Sites	9/8/2022	\$2,172,741.12	SBE - Con	Yes	0.00%	Jhonnatan Escalante
Transportation Planning Organization	20220163	Venetian Causeway Sweeping Contract	9/26/2022	\$270,200.00	SBE - Con	No	0.00%	Jhonnatan Escalante
Transportation and Public Works	20220180	Crandon Boulevard Intersection Improvements-Village of Key Biscayne	10/25/2022	\$494,071.00	SBE - Con		23.90%	Jhonnatan Escalante
Parks, Recreation and Open Spaces	2022HOPC-R2	Highland Oaks Park - Pickleball Court	9/15/2022	\$133,100.00	SBE - Con		3.76%	Jhonnatan Escalante
Transportation and Public Works	376954-R	Installation of a Horizontal Fall Arrest System at the Joseph Bryant Metromover Maintenance Facility Project	10/7/2022	\$55,106.48	SBE - Con		0.00%	Jhonnatan Escalante
Transportation and Public Works	412223-R1	Car Cleaner Platform Replacement Project	10/5/2022	\$3,030,490.10	SBE - Con		17.16%	Jhonnatan Escalante
					SBE - Goods		1.00%	Jhonnatan Escalante
Parks, Recreation and Open Spaces	99999921023	Tamiami Park - Pickleball Courts	10/13/2022	\$171,500.00	SBE - Con		4.37%	Jhonnatan Escalante
FTX Arena	FTX-06-15-2022-D	WA #18 - Press Level Buildout	9/27/2022	\$664,313.83	SBE - Con		17.00%	Jhonnatan Escalante
FTX Arena	FTX-09-09-2022	Roofing Replacement and Roof Signage Installation Project	9/9/2022	\$4,244,299.00	SBE - Con		8.56%	Jhonnatan Escalante
					SBE - Services		2.01%	Jhonnatan Escalante
FTX Arena	FTX-09-12-2022-E (RFI026294 22)	Dressing Room and Wet Areas Tile Replacement	9/12/2022	\$34,650.00	SBE - Con		0.00%	Tyrone White Jr.



## Small Business Development Division Proposal Review Summary

Date/Time Run: 11/18/2022 9:54:46 AM

Department	Proposal Number	Description	Date Created	Estimated Value	Program	Applied Measure	% Applied Measure	Staff Member
Aviation	MCC-T072B-3	MIA-Lower Concourse E- 400 HZ Generator Room Upgrades	9/15/2022	\$443,514.75	Trade Set Aside		0.00%	Gayna McDonald
Water & Sewer	P15703	Installation of Protective Articulated Concrete Mats for Central District and North District Plant Outfalls	10/21/2022	\$2,458,263.00	SBE - Con		0.00%	Caesar Suarez
					SBE - Goods		0.00%	Caesar Suarez
					SBE - Services		0.00%	Caesar Suarez
Water & Sewer	P16141	Alex Orr Wells 1 to 10 Transformer Upgrades	10/14/2022	\$3,850,641.30	SBE - Con		9.98%	Caesar Suarez
					SBE - Goods		1.60%	Caesar Suarez
Miami-Dade Police Department	PDF-W20003	High Security Vault for the Miami-Dade Police Department	10/31/2022	\$294,000.00	SBE - Con		0.00%	Jhonnatan Escalante
Public Health Trust	RFP 15-13736-TC (C) - CEP	Pre-Construction and Construction Management Services for Projects at Various Jackson Health System Facilities: Jackson Memorial Hospital Main Campus (CEP)	9/26/2022	\$10,309,109.22	SBE - Con		32.77%	Jhonnatan Escalante
					SBE - Goods		0.25%	Jhonnatan Escalante
Public Health Trust	RFP 15-13736-TC (C) - CEP (CM)	Pre-Construction and Construction Management Services for Projects at Various Jackson Health System Facilities: Jackson Memorial Hospital Main Campus (CEP) (Construction Management)	9/26/2022	\$6,471,073.82	SBE - Con		6.31%	Jhonnatan Escalante
Public Health Trust	RFP 15-13736-TC (C) - ED	Pre-Construction and Construction Management Services for Projects at Various Jackson Health System Facilities: Jackson Memorial Hospital Main Campus (ED)	9/26/2022	\$106,689,007.93	SBE - Con		32.77%	Jhonnatan Escalante
					SBE - Goods		0.25%	Jhonnatan Escalante
Public Health Trust	RFP 15-13736-TC (C) - ED (CM)	Pre-Construction and Construction Management Services for Projects at Various Jackson Health System Facilities: Jackson Memorial Hospital Main Campus (ED) (Construction Management)	9/26/2022	\$13,310,992.07	SBE - Con		6.31%	Jhonnatan Escalante



## Small Business Development Division Proposal Review Summary

Date/Time Run: 11/18/2022 9:54:46 AM

Department	Proposal Number	Description	Date Created	Estimated Value	Program	Applied Measure	% Applied Measure	Staff Member
Community Action & Human Services	RPQ NO. WAP-053	Weatherization Assistance Program (WAP)	9/22/2022	\$40,640.00	SBE - Con		0.00%	Tyrone White Jr.
Water & Sewer	S-971	Furnish and Install 16-inch Sanitary Force Main along W, N & E Country Club DR from William Lehman Causeway to Yacht Club Way	9/12/2022	\$6,410,167.99	SBE - Con	No	9.20%	Caesar Suarez
					SBE - Goods	No	1.02%	Caesar Suarez
Water & Sewer	S-984	Water and Wastewater Services to Commercial Properties - Green Tech Corridor – Basin S-2, Phase 1, East Side of NW 27th Avenue	10/7/2022	\$4,580,934.95	SBE - Con		0.00%	Caesar Suarez
					SBE - Goods		0.00%	Caesar Suarez
Aviation	TAC-N-AB-058A	Foundry Meek IV Parcel (Previously known as DFM9)	10/31/2022	\$33,947,040.00			0.00%	Gayna McDonald
Aviation	TAC-N-AC-034A	The Rental Car Center- Stormwater Drainage Project	10/12/2022	\$2,866,731.00	SBE - Con		0.00%	Leonardo Leyva
Aviation	TAC-N-BA-016A (Revised)	Frontier Airlines build out of their crew rooms on 2nd & 3rd floor of CC F	9/14/2022	\$388,490.00			0.00%	Gayna McDonald
Aviation	TAC-N-BA-065A	Comcast Fiber Installation to Bombardier Service Center - OPF	10/17/2022	\$48,184.74	SBE - Con		0.00%	Katrina Green
Aviation	TAC-N-BA-077A	Burger King- South Food Court	9/9/2022	\$168,800.00	SBE - Con		0.00%	Gayna McDonald
Aviation	TAC-N-BA-085A	MIA ConRac Avis Budget Group Express Exit Signs (3)	9/6/2022	\$17,970.00	SBE - Con		0.00%	Gayna McDonald
Aviation	TAC-N-BA-090A	StratAir Lift Installation at Building 716B	9/20/2022	\$50,000.00	SBE - Con		0.00%	Gayna McDonald
Aviation	TAC-N-BA-103A	Bridge AVE L, LLC Exterior Bldg. Signage for Kroger at OPF	10/26/2022	\$5,788.00	SBE - Con		0.00%	Katrina Green
Aviation	TAC-R-W057A	Miami International Airport Fuel Facility Tank 21 - Water Supply	9/16/2022	\$2,430,890.33	SBE - Con		0.00%	Gayna McDonald
					SBE - Goods		1.00%	Gayna McDonald



## Small Business Development Division Proposal Review Summary

Date/Time Run: 11/18/2022 9:54:47 AM

Department	Proposal Number	Description	Date Created	Estimated Value	Program	Applied Measure	% Applied Measure	Staff Member
Transportation and Public Works	TP-0000008807	Metrorail Public Address System Replacement	10/14/2022	\$2,528,941.91	SBE - Con		0.00%	Jhonnatan Escalante
					SBE - Goods		0.00%	Jhonnatan Escalante
Water & Sewer	W-953	Two-Year County Contract for WASD Pavement Restoration, with County Option to Renew for an Additional Year Project A (2023-2025 Year)	10/3/2022	\$5,804,110.00	SBE - Con		0.00%	Caesar Suarez
					SBE - Goods		0.00%	Caesar Suarez
Aviation	X009A	Miam-Opa Locka Executive Airport (OPF) Runway 09L-27-R Rehabilitation	10/24/2022	\$30,099,157.00	DBE		7.00%	Leonardo Leyva
<b>Total</b>								
				<b>Totals for Construction</b>	<b>\$261,762,723.54</b>		<b>18.23%</b>	
				<b>Totals Count for Construction</b>	<b>34</b>			





## Small Business Development Division Proposal Review Summary

Date/Time Run: 11/18/2022 9:54:47 AM

	Estimated Value	% Applied Measure
Report Totals	\$261,762,723.54	18.23%
Construction	\$261,762,723.54	18.23%

Search Criteria

Dept: ALL

Type: 7040

Start Date: 9/1/2022

End Date: 10/31/2022



**INTERNAL SERVICE DEPARTMENT  
CAPITAL IMPROVEMENTS INFORMATION SYSTEM**

**MCC Out For Bids  
Friday, November 18, 2022**

**Contracts out for bids from 9/1/2022 to 10/31/2022**

<b>MCC No</b>	<b>Project Name</b>	<b>Est Amt</b>	<b>Bid Due Date</b>	<b>Insurance Approval Date</b>	<b>Bidders Add Date</b>	<b>PreBid Meeting Date</b>
<a href="#">AV: 7040-MDADBC-024</a>	MDAD/MCC 7040 Work Order-Based Program- Emergency/Priority Maint. Const. Serv. -	\$200,000	11/2/2022		9/27/2022	10/12/2022
<a href="#">AV: 7040-MDADBC-025</a>	MDAD/MCC 7040 Work Order-Based Program- Emergency/Priority Maint. Const. Serv. -	\$200,000	11/2/2022		9/27/2022	10/12/2022
<a href="#">AV: 7040-MDADBC-026</a>	MDAD/MCC 7040 Work Order-Based Program- Emergency/Priority Maint. Const. Serv. -	\$200,000	11/2/2022		9/27/2022	10/12/2022
AV Total: 3		\$600,000				
<a href="#">CO: 7040-17500-VELEZR</a>	17500-VELEZR	\$8,500	9/20/2022		10/4/2022	9/15/2022
<a href="#">CO: 7040-EEP-005-SA</a>	Energy Expansion Program / Home Rehab	\$185,000	10/3/2022		9/19/2022	9/26/2022
<a href="#">CO: 7040-EEP-006-SA</a>	Energy Expansion Program / Home Rehab	\$148,000	10/25/2022		10/13/2022	10/18/2022
<a href="#">CO: 7040-EEP-007-SA</a>	Energy Expansion Program / Home Rehab	\$180,000	10/26/2022		10/13/2022	10/19/2022
<a href="#">CO: 7040-HPKCPARKLOT22</a>	Kendall Cottage Parking Lot Renovation	\$440,163	10/14/2022		9/15/2022	10/4/2022
<a href="#">CO: 7040-HPPEBLIND22</a>	PEB BLINDS	\$4,000	9/29/2022	11/4/2023	9/19/2022	9/20/2022
CO Total: 6		\$965,663				
<a href="#">FR: 7040-MDFRD-740-TR-FP</a>	MDFR TRAINING DIVISION FLAG POLE	\$25,000	10/6/2022		9/16/2022	9/22/2022
<a href="#">FR: 7040-MDFRD-745-HQ-AS</a>	ASBESTOS ABATEMENT GENSETS 1 AND 2 MDFR HQ MECH BLDG	\$250,000	11/17/2022		10/25/2022	11/3/2022
<a href="#">FR: 7040-MDFRD-738-46-EM</a>	EMERGENCY MOLD REMEDIATION SERVICES AT STATION 46	\$5,000	9/2/2022		9/1/2022	
<a href="#">FR: 7040-MDFRD-742-61-EM</a>	EMERGENCY MOLD REMEDIATION KITCHEN HOOD STATION 61	\$12,000	10/4/2022		10/6/2022	
<a href="#">FR: 7040-MDFR-741-USR-EM</a>	EMERGENCY TRAILER NO 3 REPAIRS AT USAR TRAINING SITE	\$24,500	10/5/2022		10/5/2022	
<a href="#">FR: 7040-MDFRD-743-22-ER</a>	EMERGENCY ROOF LEAK REPAIRS AT STATION 22	\$4,500	10/19/2022		10/19/2022	
<a href="#">FR: 7040-MDFRD-740-USR-P</a>	USAR Training Site Structure Painting and Repairs	\$30,000	9/29/2022		9/8/2022	9/15/2022
<a href="#">FR: 7040-MDFR-717-T29-TD-2</a>	TRAILER DEMOLITION AT STATION 29 TEMP SITE - PHASE 2	\$78,777	10/5/2022		10/12/2022	
<a href="#">FR: 7040-MDFR-737-VAR-RD</a>	EMERGENCY RADON MITIGATION STATIONS 16 19 AND 34	\$1,000,000	9/1/2022		9/1/2022	
FR Total: 9		\$1,429,777				
<a href="#">HD: 7040-72030</a>	Emergency Glass Repairs / Naranja-Site 351	\$6,300	5/4/2022		10/21/2022	
<a href="#">HD: 7040-73094</a>	Emergency Glass Repair / Vista Verde A- Site 160	\$3,150	6/9/2022		10/24/2022	
<a href="#">HD: 7040-73824</a>	Emergency Door Repairs-Arthur Mays Vil-Site 361	\$6,554	5/19/2022		10/6/2022	
<a href="#">HD: 7040-74104</a>	Fence Repair / Annie Coleman-015- Site 140	\$15,000	11/8/2022		10/21/2022	10/27/2022
<a href="#">HD: 7040-75034</a>	New Construction of Twin Homes SURTAX Pilot Project-D8	\$625,000	12/6/2022		10/28/2022	11/17/2022
<a href="#">HD: 7040-73688</a>	Donn Gardens Emergency Plumbing	\$1,060	8/16/2022		9/12/2022	
<a href="#">HD: 7040-74213</a>	Emergency Roofing Repair - Meyga Girls School - Liberty Square	\$2,990	8/16/2022		10/3/2022	8/16/2022

<a href="#">HD: 7040-72887</a>	Jollivette Emergency Plumbing	\$9,900	7/8/2022	9/16/2022	7/9/2022
<a href="#">HD: 7040-73149</a>	Victory Homes Emergency Plumbing	\$21,235	7/7/2022	9/27/2022	
<a href="#">HD: 7040-73827</a>	Emergency Gas Line Repair -Opa-Locka Elderly	\$18,633	3/23/2022	9/16/2022	
<a href="#">HD: 7040-73855</a>	Gwen Cherry 14 - Mold Remediation	\$10,200	7/13/2022	9/19/2022	
<a href="#">HD: 7040-74040</a>	VICTORY HOMES - PLUMBING REPAIRS	\$3,800	8/2/2022	9/19/2022	
<a href="#">HD: 7040-a73932</a>	Plumbing Emergency Gwen Cherry 16	\$2,850	2/16/2022	10/3/2022	
<a href="#">HD: 7040-74557</a>	ALLAPATTAH HOMES - ROOF REPAIR	\$3,174	8/17/2022	10/17/2022	
<a href="#">HD: 7040-74780</a>	Emergency AC Replacement -Twin Lakes -Site 150	\$6,850	8/29/2022	10/13/2022	
<a href="#">HD: 7040-73634</a>	VICTORY HOMES	\$1,625	8/17/2022	9/28/2022	
<a href="#">HD: 7040-73839</a>	Emergency Electrical Repairs for Moody Grd-Site 351	\$13,860	6/9/2022	10/17/2022	
<a href="#">HD: 7040-73719</a>	WARD TOWER I - SITE 120 - LOBBY CENTRAL AC	\$3,985	3/12/2022	9/27/2022	
<a href="#">HD: 7040-74096</a>	058 - Emergency A/C repairs/replacement	\$7,500	8/30/2022	9/28/2022	8/30/2022
<a href="#">HD: 7040-74191PH</a>	Plumbing Emergency-Homestead East	\$1,750	9/8/2022	9/28/2022	
<a href="#">HD: 7040-74275</a>	Emergency AC Repairs/Palm Court Community Center/ Site 150	\$15,360	8/17/2022	10/21/2022	
<a href="#">HD: 7040-74832</a>	Emergency Plumbing repairs for Perrine Grd Site 340	\$14,500	9/18/2022	10/21/2022	9/16/2022
<a href="#">HD: 7040-73670</a>	Emergency roof repairs for Arthur Mays/Site 361	\$16,400	8/30/2022	10/21/2022	
<a href="#">HD: 7040-72441</a>	Emergency Roof Repair / Biscayne Plaza-Site 320	\$8,700	6/5/2022	10/21/2022	
<a href="#">HD: 7040-74259</a>	Emergency main line stoppage	\$9,645	9/7/2022	9/28/2022	
HD Total: 25		\$830,021			

<a href="#">ID: 7040-E165168</a>	CASHD New Directions Sewer Line Repair	\$15,337	9/9/2022	9/27/2022	9/8/2022
<a href="#">ID: 7040-I190162</a>	Coral Gables Courthouse Roof Repair	\$627,647	11/18/2022	10/13/2022	10/25/2022
<a href="#">ID: 7040-W190004</a>	Hickman Garage Structural Repairs	\$1,044,570	12/6/2022	10/28/2022	11/7/2022
<a href="#">ID: 7040-W220019</a>	Hickman Facility Indoor Air Quality Mitigation	\$147,800	11/28/2022	10/21/2022	11/2/2022
<a href="#">ID: 7040-E164833</a>	Miami-Dade County Courthouse Sewer Repairs	\$164,337	6/26/2022	10/4/2022	6/25/2022
ID Total: 5		\$1,999,691			

<a href="#">LB: 7040-MN-CARPET-22</a>	Main Library Carpet Replacement Project	\$495,000	11/4/2022	10/12/2022	10/21/2022
---------------------------------------	---	-----------	-----------	------------	------------

<a href="#">MT: 7040-TP-0000008999</a>	Emergency repair services roof leak at Santa Clara Station	\$8,200	6/28/2022	10/18/2022	6/27/2022
<a href="#">MT: 7040-TP-0000009644</a>	Emergency services to repair fencing at 74th Street Bus Scrap Yard Lot	\$10,690	7/28/2022	9/13/2022	7/27/2022
MT Total: 2		\$18,890			

<a href="#">PD: 7040-PDC-W22005 EV</a>	PDC-E22005 EV Chargers	\$48,460	8/11/2022	9/8/2022	8/9/2022
--	------------------------	----------	-----------	----------	----------

<a href="#">PE: 7040-03398-670</a>	4820 NW 22nd AVE 1	\$18,715	10/26/2022	10/18/2022	10/24/2022
------------------------------------	--------------------	----------	------------	------------	------------

<a href="#">PR: 7040-12320322002</a>	Ives Estates Park - New Perimeter Railway Chain Link Fence Installation	\$255,000	11/29/2022	10/27/2022	11/16/2022
<a href="#">PR: 7040-2022KIHP-B</a>	Kendall Indian Hammocks SSES 3rd Cycle Repairs	\$6,200	9/21/2022	9/9/2022	
<a href="#">PR: 7040-42280122003</a>	Crandon Park - Old Office Building Demolition	\$66,000	10/25/2022	9/29/2022	10/6/2022
<a href="#">PR: 7040-49020421001</a>	UNNAMED PARK - Phase 1	\$1,090,600	11/14/2022	10/11/2022	10/19/2022
<a href="#">PR: 7040-99999919015</a>	Tamiami Lakes Park - Walkway Repairs	\$129,600	10/26/2022	9/26/2022	10/5/2022

<a href="#">PR: 7040-C2022ADS12-A</a>	AD Barnes Park - Shelter 1 and 2 Repairs - Re-Bid	\$150,000	10/5/2022		9/8/2022	9/22/2022
<a href="#">PR: 7040-C2022BJRRS</a>	Plaza Licenciado Benito Juarez Roofing Replacement and Structural Repairs	\$129,000	10/27/2022		9/30/2022	10/11/2022
<a href="#">PR: 7040-C2022KIHCRP2</a>	Kendall Indian Hammocks - Maintenance Compound Repairs PH II	\$92,800	10/12/2022		9/19/2022	9/28/2022
<a href="#">PR: 7040-C2022MHATA</a>	Matheson Hammock - A-toll Area Asphalt Completion	\$141,000	11/2/2022		10/6/2022	10/14/2022
<a href="#">PR: 7040-C2022RAD</a>	AD Barnes Leisure Access - Roof Replacement	\$124,200	11/16/2022		10/20/2022	11/4/2022
<a href="#">PR: 7040-C2022RKIH</a>	Kendall Indian Hammocks Park - Shelters and Pump House Roof Replacement	\$92,200	10/14/2022		9/9/2022	9/29/2022
<a href="#">PR: 7040-C2022TROBRAE</a>	Tropical Park - Equestrian Barn Roof Replacement A-E	\$1,250,000	10/17/2022		9/8/2022	9/27/2022
<a href="#">PR: 7040-SAD253641</a>	Magnus STD Lighting for 4 Corners and Relocation of Pedestal Rack	\$104,000	10/26/2022		10/6/2022	10/18/2022
<a href="#">PR: 7040-Z269354</a>	Zoo Miami - Fencing Blanket	\$95,000	9/27/2022		9/8/2022	9/15/2022
<a href="#">PR: 7040-ECAMPMP</a>	Emergency Camp Matecumbe Water Main Repair	\$10,000	9/14/2022	10/18/2022	9/16/2022	
<a href="#">PR: 7040-Z269355</a>	Zoo Miami – Blanket Painting	\$95,000	9/28/2022		9/8/2022	9/20/2022
<a href="#">PR: 7040-2022SouthBldg</a>	South Trades Shop – Interior Repairs	\$8,900	10/26/2022		10/18/2022	
<a href="#">PR: 7040-Z269350</a>	Zoo Miami – Roofing Blanket	\$95,000	10/6/2022		9/13/2022	9/22/2022
PR Total: 18		\$3,934,500				

<a href="#">SP: 7040-M2022-37-R</a>	Cruise Terminal F and G Chiller Plant Pump Assembly Replacement	\$61,800	10/7/2022		10/4/2022	10/5/2022
<a href="#">SP: 7040-2021-027.02</a>	Cruise Terminal E Mold Remediation	\$25,000	10/20/2022	10/20/2022	10/19/2022	10/20/2022
SP Total: 2		\$86,800				

<a href="#">WS: 7040-T2787-R1</a>	CONNECT TO PROTECT LITTLE RIVER COASTAL PRIVATE SIDE CONNECTION AT NE 87 AVE FR	\$653,500	11/3/2022		10/4/2022	10/10/2022
<a href="#">WS: 7040-T2795</a>	Countywide Contract for Adjusting Valves and Manhole Covers 2023-2024	\$819,675	11/7/2022		9/23/2022	10/6/2022
<a href="#">WS: 7040-T2803</a>	GATE REPAIR AT ALEXANDER ORR	\$800	9/27/2022		9/23/2022	9/26/2022
<a href="#">WS: 7040-T2802</a>	GATE REPAIR AT ALEXANDER ORR	\$800	9/12/2022	9/16/2022	9/8/2022	9/9/2022
<a href="#">WS: 7040-T2805</a>	ALEXANDER ORR GATE REPAIR	\$800	10/14/2022	10/28/2022	10/12/2022	10/13/2022
WS Total: 5		\$1,475,575				

Totals: 78 \$11,903,092

Exit

Date Last Edited : 04/01/2011 -10:58:43

**SBE – Construction Utilization Report**

## Miami-Dade County Small Business Enterprise (SBE) Construction Program

CONTRACTS AWARDED																		
Reporting Period: 9/1/22 to 10/31/22																		
Contract Type	SBE GOALS/MEASURES						NO SBE GOALS/MEASURES						TOTAL (SBE + NO SBE GOALS/MEASURES)					
	SBE		NON-SBE		TOTAL		SBE		NON-SBE		TOTAL		SBE		NON-SBE		TOTAL	
1. Construction		0%	37,739,311	100%	37,739,311	88%	8,898,898	7%	112,051,417	93%	120,950,315	89%	8,898,898	6%	149,790,728	94%	158,689,626	89%
2. MCC					-	0%					-	0%					-	0%
3. MCC 7040	71,879	100%		0%	71,879	0%	14,707,008	100%	18,633	0%	14,725,641	11%	14,778,887	100%	18,633	0%	14,797,520	8%
4. MCC 7360	3,842,466	77%	1,147,954	23%	4,990,420	12%	43,325	100%		0%	43,325	0%	3,885,791	77%	1,147,954	23%	5,033,745	3%
5. Design/Build					-	0%					-	0%					-	0%
6. Leases					-	0%					-	0%					-	0%
7. Maintenance					-	0%					-	0%					-	0%
8. Owner Direct Purchases					-	0%					-	0%					-	0%
<b>TOTAL</b>	<b>3,914,345</b>	<b>9%</b>	<b>38,887,265</b>	<b>91%</b>	<b>42,801,610</b>	<b>100%</b>	<b>23,649,231</b>	<b>17%</b>	<b>112,070,050</b>	<b>83%</b>	<b>135,719,281</b>	<b>100%</b>	<b>27,563,576</b>	<b>15%</b>	<b>150,957,315</b>	<b>85%</b>	<b>178,520,891</b>	<b>100%</b>

CONTRACTS PAID																		
Reporting Period: 9/1/22 to 10/31/22																		
Contract Type	SBE GOALS/MEASURES						NO SBE GOALS/MEASURES						TOTAL (SBE + NO SBE GOALS/MEASURES)					
	SBE		NON-SBE		TOTAL		SBE		NON-SBE		TOTAL		SBE		NON-SBE		TOTAL	
1. Construction	3,316,139	14%	19,916,635	86%	23,232,774	43%	2,320,507	5%	48,486,265	95%	50,806,772	89%	5,636,646	8%	68,402,900	92%	74,039,546	66%
2. MCC					-	0%					-	0%					-	0%
3. MCC 7040	8,228,355	95%	468,606	5%	8,696,961	16%					-	0%	8,228,355	95%	468,606	5%	8,696,961	8%
4. MCC 7360	308,487	26%	896,292	74%	1,204,779	2%	2,789,135	49%	2,910,038	51%	5,699,173	10%	3,097,622	45%	3,806,330	55%	6,903,952	6%
5. Design/Build	1,210,766	12%	8,946,049	88%	10,156,815	19%	114,151	100%	(1)	0%	114,150	0%	1,324,917	13%	8,946,048	87%	10,270,965	9%
6. Leases	2,587,801	23%	8,716,754	77%	11,304,555	21%					-	0%	2,587,801	23%	8,716,754	77%	11,304,555	10%
7. Maintenance					-	0%					-	0%					-	0%
8. Owner Direct Purchases					-	0%	52,073	7%	694,498	93%	746,571	1%	52,073	7%	694,498	93%	746,571	1%
<b>TOTAL</b>	<b>15,651,548</b>	<b>29%</b>	<b>38,944,336</b>	<b>71%</b>	<b>54,595,884</b>	<b>100%</b>	<b>5,275,866</b>	<b>9%</b>	<b>52,090,800</b>	<b>91%</b>	<b>57,366,666</b>	<b>100%</b>	<b>20,927,414</b>	<b>19%</b>	<b>91,035,136</b>	<b>81%</b>	<b>111,962,550</b>	<b>100%</b>

CONTRACTS AWARDED DEMOGRAPHICS																								
Reporting Period: 9/1/22 to 10/31/22																								
Ethnicity Type	SBE GOALS/MEASURES						NO SBE GOALS/MEASURES						TOTAL (SBE + NO SBE GOALS/MEASURES)											
	Male		Female		Unknown		TOTAL		Male		Female		Unknown		TOTAL		Male		Female		Unknown		TOTAL	
1. Asian Pacific American						-	0%								-	0%							-	0%
2. Black American	275,010	100%		0%	0%	275,010	1%	520,652	99%	5,654	1%		0%	526,306	0%	795,662	99%	5,654	1%		0%	801,316	0%	
3. Caucasian	35,987	100%		0%	0%	35,987	0%	112,072,116	100%		0%	0%	0%	112,072,116	83%	112,108,103	100%		0%		0%	112,108,103	63%	
4. Hispanic American	1,792,505	35%	3,266,005	65%	0%	5,058,510	12%	23,083,275	100%	37,583	0%		0%	23,120,858	17%	24,875,780	88%	3,303,588	12%		0%	28,179,368	16%	
5. Native American						-	0%							-	0%								-	0%
6. Other Minority						-	0%							-	0%								-	0%
7. Subcontinent Asian American						-	0%							-	0%								-	0%
8. Unknown		0%		0%	37,432,104	100%	37,432,104	87%						-	0%		0%				37,432,104	100%	37,432,104	21%
<b>TOTAL</b>	<b>2,103,502</b>	<b>5%</b>	<b>3,266,005</b>	<b>8%</b>	<b>37,432,104</b>	<b>87%</b>	<b>42,801,611</b>	<b>100%</b>	<b>135,676,043</b>	<b>100%</b>	<b>43,237</b>	<b>0%</b>	<b>-</b>	<b>0%</b>	<b>135,719,280</b>	<b>100%</b>	<b>137,779,545</b>	<b>77%</b>	<b>3,309,242</b>	<b>2%</b>	<b>37,432,104</b>	<b>21%</b>	<b>178,520,891</b>	<b>100%</b>

CONTRACTS PAID DEMOGRAPHICS																								
Reporting Period: 9/1/22 to 10/31/22																								
Ethnicity Type	SBE GOALS/MEASURES						NO SBE GOALS/MEASURES						TOTAL (SBE + NO SBE GOALS/MEASURES)											
	Male		Female		Unknown		TOTAL		Male		Female		Unknown		TOTAL		Male		Female		Unknown		TOTAL	
1. Asian Pacific American	8,790	100%		0%	0%	8,790	0%							-	0%	8,790	100%		0%		0%	8,790	0%	
2. Black American	399,805	38%	650,284	62%	0%	1,050,089	2%	69,399	57%	52,188	43%		0%	121,587	0%	469,204	40%	702,472	60%		0%	1,171,676	1%	
3. Caucasian	23,351,987	105%	(1,011,066)	-5%	0%	22,340,921	41%	29,354,242	100%	103,822	0%		0%	29,458,064	51%	52,706,229	102%	(907,244)	-2%		0%	51,798,985	46%	
4. Hispanic American	16,069,522	86%	2,669,760	14%	0%	18,739,282	34%	16,504,102	96%	721,415	4%	2,406	0%	17,227,923	30%	32,573,624	91%	3,391,175	9%	2,406	0%	35,967,205	32%	
5. Native American						-	0%							-	0%								-	0%
6. Other Minority		0%		0%	(158,095)	100%	(158,095)	0%	23,134	100%		0%		0%	23,134	0%	23,134	-17%		0%	(158,095)	117%	(134,961)	0%
7. Subcontinent Asian American						-	0%	893,088	100%		0%		0%	893,088	2%	893,088	100%		0%		0%	893,088	1%	
8. Unknown	442,597	4%	16,043	0%	12,156,258	96%	12,614,898	23%	8,422,012	87%		0%	1,220,857	13%	9,642,869	17%	8,864,609	40%	16,043	0%	13,377,115	60%	22,257,767	20%
<b>TOTAL</b>	<b>40,272,701</b>	<b>74%</b>	<b>2,325,021</b>	<b>4%</b>	<b>11,998,163</b>	<b>22%</b>	<b>54,595,885</b>	<b>100%</b>	<b>55,265,977</b>	<b>96%</b>	<b>877,425</b>	<b>2%</b>	<b>1,223,263</b>	<b>2%</b>	<b>57,366,665</b>	<b>100%</b>	<b>95,538,678</b>	<b>85%</b>	<b>3,202,446</b>	<b>3%</b>	<b>13,221,426</b>	<b>12%</b>	<b>111,962,550</b>	<b>100%</b>

### NOTES

<sup>1</sup>As a result of two landmark cases (Engineering Contractors Association v. Metropolitan Dade County and Hershell Gill Consulting Engineers, Inc. v. Miami-Dade County) Miami-Dade County's three Small Business Enterprise (SBE) programs in Construction, A&E, and Goods and Services are race and gender neutral.

<sup>2</sup>The capturing of demographic data is based on voluntary information provided and or entered by prime and sub-contractors.

<sup>3</sup>Payments reported may be from contracts awarded outside the reporting period.

## Miami-Dade County Small Business Enterprise (SBE) Construction Program

Contract Type	CONTRACTS AWARDED ANNUAL REPORTING: 2019						CONTRACTS AWARDED ANNUAL REPORTING: 2020						CONTRACTS AWARDED ANNUAL REPORTING: 2021						CONTRACTS AWARDED ANNUAL REPORTING: 2022					
	TOTAL (SBE + NO SBE GOALS/MEASURES)						TOTAL (SBE + NO SBE GOALS/MEASURES)						TOTAL (SBE + NO SBE GOALS/MEASURES)						TOTAL (SBE + NO SBE GOALS/MEASURES)					
	SBE	NON-SBE	TOTAL	SBE	NON-SBE	TOTAL	SBE	NON-SBE	TOTAL	SBE	NON-SBE	TOTAL	SBE	NON-SBE	TOTAL	SBE	NON-SBE	TOTAL						
1. Construction	90,430,179	16%	480,123,609	84%	570,553,788	46%	38,423,471	6%	604,154,802	94%	642,578,273	50%	53,332,588	9%	573,375,475	91%	626,708,063	59%	71,818,819	12%	527,752,861	88%	599,571,680	75%
2. MCC	157,795	100%		0%	157,795	0%					-	0%					-	0%					-	0%
3. MCC 7040	50,169,052	92%	4,217,637	8%	54,386,689	4%	104,288,220	98%	2,602,896	2%	106,891,116	8%	105,146,379	97%	3,728,162	3%	108,874,541	10%	74,180,750	99%	779,120	1%	74,959,870	9%
4. MCC 7360	28,801,176	25%	86,292,112	75%	115,093,288	9%	50,639,404	42%	71,033,826	58%	121,673,230	9%	30,714,846	28%	77,336,065	72%	108,050,911	10%	32,743,550	54%	28,338,766	46%	61,082,316	8%
5. Design/Build	100,238,833	23%	333,015,866	77%	433,254,699	35%	75,160,890	22%	274,152,589	78%	349,313,479	27%					-	0%	8,396,544	19%	36,011,798	81%	44,408,342	6%
6. Leases	5,102,684	6%	74,193,364	94%	79,296,048	6%	5,255,090	8%	62,480,427	92%	67,735,517	5%	6,147,035	3%	209,242,931	97%	215,389,966	20%	1,655,282	11%	13,679,387	89%	15,334,669	2%
7. Maintenance					-	0%					-	0%					-	0%					-	0%
8. Owner Direct Purchases					-	0%					-	0%					-	0%					-	0%
<b>TOTAL</b>	<b>274,899,719</b>	<b>22%</b>	<b>977,842,588</b>	<b>78%</b>	<b>1,252,742,307</b>	<b>100%</b>	<b>273,767,075</b>	<b>21%</b>	<b>1,014,424,540</b>	<b>79%</b>	<b>1,288,191,615</b>	<b>100%</b>	<b>195,340,848</b>	<b>18%</b>	<b>863,682,633</b>	<b>82%</b>	<b>1,059,023,481</b>	<b>100%</b>	<b>188,794,945</b>	<b>24%</b>	<b>606,561,932</b>	<b>76%</b>	<b>795,356,877</b>	<b>100%</b>

Contract Type	CONTRACTS PAID ANNUAL REPORTING: 2019						CONTRACTS PAID ANNUAL REPORTING: 2020						CONTRACTS PAID ANNUAL REPORTING: 2021						CONTRACTS PAID ANNUAL REPORTING: 2022					
	TOTAL (SBE + NO SBE GOALS/MEASURES)						TOTAL (SBE + NO SBE GOALS/MEASURES)						TOTAL (SBE + NO SBE GOALS/MEASURES)						TOTAL (SBE + NO SBE GOALS/MEASURES)					
	SBE	NON-SBE	TOTAL	SBE	NON-SBE	TOTAL	SBE	NON-SBE	TOTAL	SBE	NON-SBE	TOTAL	SBE	NON-SBE	TOTAL	SBE	NON-SBE	TOTAL						
1. Construction	165,210,626	18%	735,030,665	82%	900,241,291	80%	136,111,166	17%	649,142,454	83%	785,253,620	73%	92,322,343	14%	549,763,144	86%	642,085,487	59%	44,656,797	8%	492,092,339	92%	536,749,136	57%
2. MCC	142,411	100%		0%	142,411	0%					-	0%					-	0%					-	0%
3. MCC 7040	57,681,296	83%	11,480,979	17%	69,162,275	6%	54,131,053	90%	5,807,991	10%	59,939,044	6%	60,483,893	95%	3,461,799	5%	63,945,692	6%	63,227,670	98%	1,443,446	2%	64,671,116	7%
4. MCC 7360	29,312,975	32%	61,304,450	68%	90,617,425	8%	17,402,598	24%	53,796,075	76%	71,198,673	7%	26,315,745	46%	31,129,704	54%	57,445,449	5%	18,265,612	36%	32,350,660	64%	50,616,272	5%
5. Design/Build	16,630,219	26%	46,956,680	74%	63,586,899	6%	12,619,042	10%	111,482,491	90%	124,101,533	12%	27,750,869	13%	179,674,024	87%	207,424,893	19%	26,597,830	18%	119,361,016	82%	145,958,846	15%
6. Leases					-	0%	1,162,994	3%	35,170,042	97%	36,333,036	3%	8,304,529	9%	83,635,796	91%	91,940,325	8%	14,318,771	10%	122,747,101	90%	137,065,872	15%
7. Maintenance					-	0%					-	0%					-	0%					-	0%
8. Owner Direct Purchases					-	0%			361,629	100%	361,629	0%	482,185	2%	22,530,001	98%	23,012,186	2%	349,149	4%	9,003,417	96%	9,352,566	1%
<b>TOTAL</b>	<b>268,977,527</b>	<b>24%</b>	<b>854,772,774</b>	<b>76%</b>	<b>1,123,750,301</b>	<b>100%</b>	<b>221,426,853</b>	<b>21%</b>	<b>855,760,682</b>	<b>79%</b>	<b>1,077,187,535</b>	<b>100%</b>	<b>215,659,564</b>	<b>20%</b>	<b>870,194,468</b>	<b>80%</b>	<b>1,085,854,032</b>	<b>100%</b>	<b>167,415,829</b>	<b>18%</b>	<b>776,997,979</b>	<b>82%</b>	<b>944,413,808</b>	<b>100%</b>

Ethnicity Type	CONTRACTS AWARDED DEMOGRAPHICS ANNUAL REPORTING: 2019						CONTRACTS AWARDED DEMOGRAPHICS ANNUAL REPORTING: 2020						CONTRACTS AWARDED DEMOGRAPHICS ANNUAL REPORTING: 2021						CONTRACTS AWARDED DEMOGRAPHICS ANNUAL REPORTING: 2022													
	TOTAL (SBE + NO SBE GOALS/MEASURES)						TOTAL (SBE + NO SBE GOALS/MEASURES)						TOTAL (SBE + NO SBE GOALS/MEASURES)						TOTAL (SBE + NO SBE GOALS/MEASURES)													
	Male	Female	Unknown	TOTAL	Male	Female	Unknown	TOTAL	Male	Female	Unknown	TOTAL	Male	Female	Unknown	TOTAL	Male	Female	Unknown	TOTAL												
1. Asian Pacific American	2,693,715	94%	170,487	6%		0%	2,864,202	0%	88,635	66%	34%	133,635	0%	284,947	83%	58,800	17%	0%	343,747	0%	618,266	100%		0%	0%	618,266	0%					
2. Black American	15,979,411	51%	15,417,999	49%		0%	31,397,410	3%	13,905,634	70%	6,039,413	30%	10,000	0%	19,955,047	2%	11,182,117	90%	1,183,428	10%	0%	12,365,545	1%	9,028,529	88%	1,190,556	12%	0%	10,219,085	1%		
3. Caucasian	706,803,715	97%	19,885,229	3%	519,970	0%	727,208,914	58%	327,863,038	89%	36,714,790	10%	2,954,117	1%	367,531,945	29%	360,922,663	87%	53,292,125	13%	(500)	0%	414,214,288	39%	390,706,579	99%	2,488,601	1%	0%	393,195,180	37%	
4. Hispanic American	314,885,327	80%	76,248,020	19%	80,500	0%	391,213,847	31%	486,852,036	89%	58,660,437	11%	5,000	0%	545,517,473	42%	196,119,897	80%	50,269,544	20%	95,000	0%	246,484,431	23%	177,782,423	91%	17,245,894	9%	1	195,028,318	18%	
5. Native American					-	0%		0%	111,470	100%	0%	0%	0%	111,470	0%	162,500	100%	0%	0%	0%	162,500	0%						-	0%			
6. Other Minority	4,411,150	100%		0%		0%	4,411,150	0%	4,254,030	99%	34,100	1%	0%	4,288,130	0%	26,846,228	82%	390,184	1%	5,595,835	17%	32,832,247	3%	731,186	100%		0%	0%	731,186	0%		
7. Subcontinent Asian American	3,862,467	100%		0%		0%	3,862,467	0%	455,000	100%	0%	0%	0%	455,000	0%	610,000	100%	0%	0%	0%	610,000	0%						-	0%			
8. Unknown	(43,196)	0%	19,539	0%	91,807,974	100%	91,784,317	7%	271,277,183	77%	26,168	0%	78,895,565	23%	350,198,916	27%	143,106	0%	118,035	0%	351,749,582	100%	352,010,723	33%	2,249,480	1%	52,525	0%	193,262,836	99%		
<b>TOTAL</b>	<b>1,048,592,589</b>	<b>84%</b>	<b>111,741,274</b>	<b>9%</b>	<b>92,408,444</b>	<b>7%</b>	<b>1,252,742,307</b>	<b>100%</b>	<b>1,104,807,026</b>	<b>86%</b>	<b>101,519,908</b>	<b>8%</b>	<b>81,864,682</b>	<b>6%</b>	<b>1,288,191,616</b>	<b>100%</b>	<b>596,271,448</b>	<b>56%</b>	<b>105,312,116</b>	<b>10%</b>	<b>357,439,917</b>	<b>34%</b>	<b>1,059,023,481</b>	<b>100%</b>	<b>581,116,463</b>	<b>73%</b>	<b>20,977,576</b>	<b>3%</b>	<b>193,262,837</b>	<b>24%</b>	<b>795,356,876</b>	<b>75%</b>

Ethnicity Type	CONTRACTS PAID DEMOGRAPHICS ANNUAL REPORTING: 2019						CONTRACTS PAID DEMOGRAPHICS ANNUAL REPORTING: 2020						CONTRACTS PAID DEMOGRAPHICS ANNUAL REPORTING: 2021						CONTRACTS PAID DEMOGRAPHICS ANNUAL REPORTING: 2022													
	TOTAL (SBE + NO SBE GOALS/MEASURES)						TOTAL (SBE + NO SBE GOALS/MEASURES)						TOTAL (SBE + NO SBE GOALS/MEASURES)						TOTAL (SBE + NO SBE GOALS/MEASURES)													
	Male	Female	Unknown	TOTAL	Male	Female	Unknown	TOTAL	Male	Female	Unknown	TOTAL	Male	Female	Unknown	TOTAL	Male	Female	Unknown	TOTAL												
1. Asian Pacific American	176,226	44%	227,925	56%		0%	404,151	0%	731,398	95%	36,565	5%	0%	767,963	0%	738,525	100%	0%	0%	0%	738,525	0%	138,377	100%		0%	0%	138,377	0%			
2. Black American	24,933,076	45%	30,915,781	55%		0%	55,848,857	5%	13,720,473	55%	11,066,956	45%	0%	24,787,429	2%	16,668,169	51%	15,774,507	49%	11,000	0%	32,453,676	3%	8,645,324	70%	3,781,699	30%	0%	12,427,023	1%		
3. Caucasian	586,823,350	95%	30,999,455	5%	577,163	0%	618,399,968	55%	497,280,724	97%	14,414,500	3%	1,501,929	0%	513,197,153	48%	480,441,485	96%	16,739,301	3%	1,950,781	0%	499,131,567	46%	385,876,361	79%	100,364,951	21%	290,822	0%	486,532,134	52%
4. Hispanic American	338,780,671	86%	55,289,950	14%		0%	394,070,621	35%	361,701,198	89%	44,659,491	11%	0%	406,360,689	38%	360,742,750	89%	45,599,119	11%	5,000	0%	406,346,869	37%	291,684,095	92%	26,425,772	8%	90,250	0%	318,200,117	34%	
5. Native American	40,200	100%		0%		0%	40,200	0%		0%		0%	0%	-	0%	100,948	100%	0%	0%	0%	100,948	0%						-	0%			
6. Other Minority	7,339,648	168%	18,125	0%	(2,981,803)	-68%	4,375,970	0%	12,828,710	80%	13,869	0%	3,134,411	20%	15,976,990	1%	7,249,716	85%	156,210	2%	1,076,593	13%	8,482,519	1%	3,465,828	81%	139,008	3%	675,354	16%	4,280,190	0%
7. Subcontinent Asian American	668,404	98%	11,500	2%		0%	679,904	0%	45,251,726	100%	0%	0%	0%	45,251,726	4%	5,799,484	100%	0%	0%	0%	5,799,484	1%	7,242,941	100%		0%	0%	7,242,941	1%			
8. Unknown		0%	14,500	0%	49,916,130	100%	49,930,630	4%		0%		0%	70,845,585	100%	70,845,585	7%	76,402,625	58%	86,931	0%	56,310,889	42%	132,800,445	12%	43,602,219	38%	96,231	0%	71,894,576	62%	115,593,026	12%
<b>TOTAL</b>	<b>958,761,575</b>	<b>85%</b>	<b>117,477,236</b>	<b>10%</b>	<b>47,511,490</b>	<b>4%</b>	<b>1,123,750,301</b>	<b>100%</b>	<b>931,514,229</b>	<b>86%</b>	<b>70,191,381</b>	<b>7%</b>	<b>75,481,925</b>	<b>7%</b>	<b>1,077,187,535</b>	<b>100%</b>	<b>948,143,702</b>	<b>87%</b>	<b>78,356,068</b>	<b>7%</b>	<b>59,354,263</b>	<b>5%</b>	<b>1,085,854,033</b>	<b>100%</b>	<b>740,655,145</b>	<b>78%</b>	<b>130,807,661</b>	<b>14%</b>	<b>72,951,002</b>	<b>8%</b>	<b>944,413,808</b>	<b>100%</b>

### NOTES

<sup>1</sup>As a result of two landmark cases (Engineering Contractors Association v. Metropolitan Dade County and Hershell Gill Consulting Engineers, Inc. v. Miami-Dade County) Miami-Dade County's three Small Business Enterprise (SBE) programs in Construction, A&E, and Goods and Services are race and gender neutral.

<sup>2</sup>The capturing of demographic data is based on voluntary information provided and or entered by prime and sub-contractors.

<sup>3</sup>Payments reported may be from contracts awarded outside the reporting period.

# **SBE – Construction Certification Report**



Certification Type: SBE-CON

PERIOD: Sept. 1, 2022 to Oct. 31, 2022

Total Certified SBE-CON as of 10/31/22				Total Amount	African American	Caucasian	Hispanic	Asian	Native American	Other
				763	95	52	599	7	1	9
		New	3 year Recert							
1	Approved Applications (New & Recertification)			6	4	10				
2	Graduated					2				
3	Denied					0				

Female	Male	Total Amount
130	633	763

*This is a race and gender neutral program. This report is for informational purpose only.*

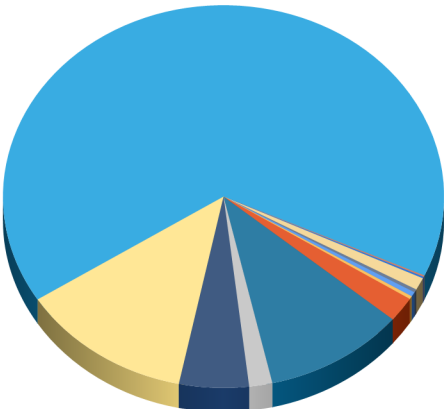
Note: The SBE program is race and gender neutral. This report is for informational purposes only.

# Certified Directory - Ethnicity & Gender Summary

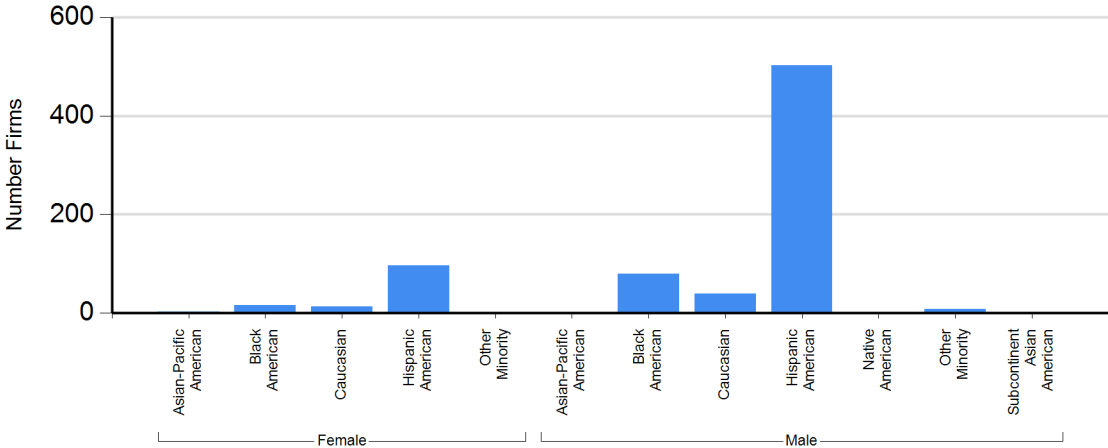
## Ethnicity & Gender Summary

Ethnicity	Gender	Number Firms	Percent of Total
Asian-Pacific American	Female	3	0.39%
Asian-Pacific American	Male	2	0.26%
Black American	Female	16	2.10%
Black American	Male	79	10.35%
Caucasian	Female	13	1.70%
Caucasian	Male	39	5.11%
Hispanic American	Female	97	12.71%
Hispanic American	Male	502	65.79%
Native American	Male	1	0.13%
Other Minority	Female	1	0.13%
Other Minority	Male	8	1.05%
Subcontinent Asian American	Male	2	0.26%
<b>Total Firms</b>		<b>763</b>	

# Certified Directory - Ethnicity & Gender Summary



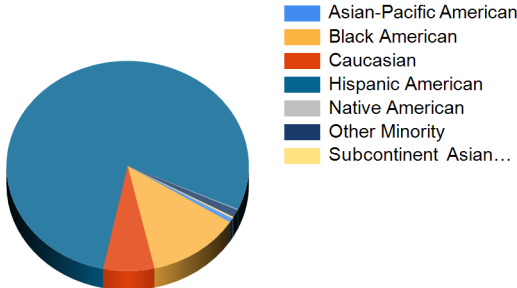
- Asian-Pacific American - Female
- Asian-Pacific American - Male
- Black American - Female
- Black American - Male
- Caucasian - Female
- Caucasian - Male
- Hispanic American - Female
- Hispanic American - Male
- Native American - Male
- Other Minority - Female
- Other Minority - Male
- Subcontinent Asian American - Male



# Certified Directory - Ethnicity & Gender Summary

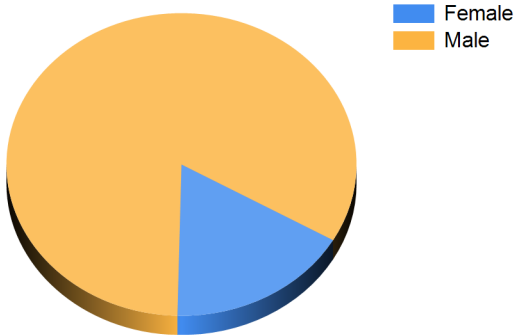
## Ethnicity Summary

Ethnicity	Number Firms	Percent of Total
Asian-Pacific American	5	0.66%
Black American	95	12.45%
Caucasian	52	6.82%
Hispanic American	599	78.51%
Native American	1	0.13%
Other Minority	9	1.18%
Subcontinent Asian American	2	0.26%
<b>Total Firms</b>	<b>763</b>	



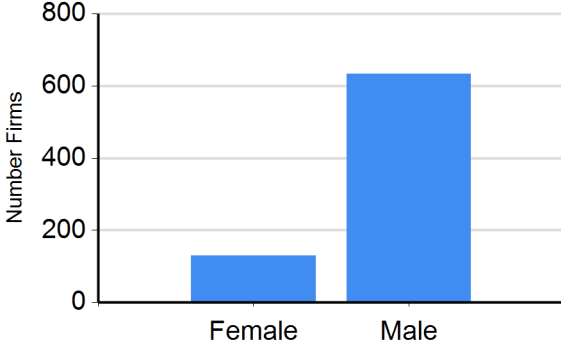
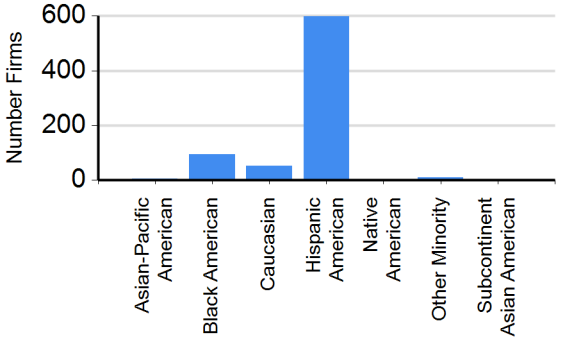
## Gender Summary

Gender	Number Firms	Percent of Total
Female	130	17.04%
Male	633	82.96%
<b>Total Firms</b>	<b>763</b>	



# Certified Directory - Ethnicity & Gender Summary


---



**Miscellaneous Construction Contract  
MCC-8  
MCC-9-18  
(MCM Corporation)**

# MAGNUM CONSTRUCTION MANAGEMENT MISCELLANEOUS CONSTRUCTION CONTRACTS MCC-9-18

**CM SBE-C Advisory Board Update**  
October 2022



# PROJECT INFORMATION TO-DATE

<p>Total dollar value of all awarded (Award Amount):</p> <p><b>\$7,534,043.80</b></p>	<p>Total dollar value of Cost of Work:</p> <p><b>\$6,886,544.04</b></p>	<p>Total dollar value contracted to SBE's to- date:</p> <p><b>\$5,859,481.39</b></p>
<p>Total dollar value of payment received by MCM (Paid Amount) :</p> <p><b>\$262,916.71</b></p>	<p>Total number of GMP's:</p> <p><b>0</b></p>	<p>Total number of packages SBE's contracted to date:</p> <p><b>45</b></p>

Total percentage contracted all SBE's to-date: **85.1%**  
(Total dollar value contracted to SBE's divided by total dollar value cost of work equals SBE percentage)



# SBE BREAKOUT TO-DATE

Total \$ contracted SBE-C's	Total % contracted SBE-C's	Total \$ paid-to-date SBE-C's	Total % paid-to-date SBE-C's
<b>\$5,859,481.39</b>	<b>85.1%</b>	<b>\$ 238,171.56</b>	<b>90.6%</b>

Total \$ contracted SBE- C Qualifier MCO	Total % contracted SBE-C Qualifier MCO	Total \$ paid-to-date SBE-C Qualifier MCO	Total % paid-to-date SBE-C MCO
<b>\$610,101.00</b>	<b>14.7%</b>	<b>\$106,021.32</b>	<b>15.5%</b>

Total \$ contracted SBE-C Qualifier Gamax	Total % contracted SBE-C Qualifier Gamax	Total \$ paid-to-date SBE-C Qualifier Gamax	Total % paid-to-date SBE-C Gamax
<b>\$250,000.00</b>	<b>6.0%</b>	<b>\$44,583.83</b>	<b>6.4 %</b>

# SBE-CONSTRUCTION BREAKDOWN (LIST ALL FIRMS)

Subcontractor	Project	Original Contract Amount with Change Order	Amount Paid to Date	Demographic Data
Clearview Electric Inc	SAO 1 - Y128A Bldg. 3030	\$136,800.00	\$109,848.50	African American/Male
Delka Innovo Group Inc	SAO 1 - Y128A Bldg. 3030	\$71,000.00	\$64,476.50	Hispanic/ Male
L & T Fire LLC	SAO 1 - Y128A Bldg. 3030	\$8,575.00	\$7,196.25	Hispanic/ Female
OnAir Inc	SAO 1 - Y128A Bldg. 3030	\$10,200.00	\$8,664.00	Hispanic/ Male
Clearview Electric Inc	SAO 2 – WO64A	\$29,200.00	\$0.00	African American/Male <sup>4</sup>

## SBE-CONSTRUCTION BREAKDOWN (CONTINUED)

Subcontractor	Project	Original Contract Amount with Change Order	Amount Paid to Date	Demographic Data
Massu Infrastructure Coating LLC	SAO 2 – W064A	\$3,884.00	\$0.00	Hispanic/ Male
Milestone Fire Protection LLC	SAO 2 – W064A	\$68,000.00	\$4,560.00	Hispanic/ Male
C L Elias Construction Inc.	SAO 3 – V008F	\$27,592.00	\$17,962.51	Caucasian/ Female
Clearview Electric Inc	SAO 3 – V008F	\$36,160.00	\$25,463.80	African American/Male
Paradise Construction	SAO 4 – U010F-5	\$48,725.00	\$0.00	Hispanic/ Male

## SBE-CONSTRUCTION BREAKDOWN (CONTINUED)

Subcontractor	Project	Original Contract Amount with Change Order	Amount Paid to Date	Demographic Data
Ameradrain Plumbing Corp	SAO 4 – U010F-5	\$17,257.00	\$0.00	Hispanic/ Male
OnAir Inc	SAO 4 – U010F-5	\$65,500.00	\$0.00	Hispanic/ Male
MGA Electric Inc	SAO 4 – U010F-5	\$15,665.66	\$0.00	African American/ Male
Delka Innovo Group Inc.	AA046A	\$28,255.00	\$0.00	Hispanic/ Male
MAC 195 Engineering	AA046A	\$165,000.00	\$0.00	Hispanic/ Male

## SBE-CONSTRUCTION BREAKDOWN (CONTINUED)

Subcontractor	Project	Original Contract Amount with Change Order	Amount Paid to Date	Demographic Data
Ohana Construction Group	AA126A-2	\$385,000.00	\$0.00	Hispanic / Male
Conbuild LLC (Pkg B)	AA126A-2	\$238,837.00	\$0.00	Hispanic / Female
Conbuild LLC (Pkg C)	AA126A-2	\$134,456.00	\$0.00	Hispanic / Female
Delka Innovo Group Inc	AA126A-2	\$41,000.00	\$0.00	Hispanic/ Male
Paradise Construction	AA126A-2	\$149,225.00	\$0.00	Hispanic / Male

## SBE-CONSTRUCTION BREAKDOWN (CONTINUED)

Subcontractor	Project	Original Contract Amount with Change Order	Amount Paid to Date	Demographic Data
Massu Infrastructure Coating LLC	AA126A-2	\$40,994.00	\$0.00	Hispanic / Male
Green Engineering & Construction	AA126A-2	\$178,857.60	\$0.00	Hispanic / Female
C.J. Fire Protection	AA126A-2	\$68,000.00	\$0.00	African American / Male
People's Plumbing & Mechanical	AA126A-2	\$409,102.00	\$0.00	Hispanic / Female
OnAir Inc.	AA126A-2	\$94,900.00	\$0.00	Hispanic / Male

## SBE-CONSTRUCTION BREAKDOWN (CONTINUED)

Subcontractor	Project	Original Contract Amount with Change Order	Amount Paid to Date	Demographic Data
Thevenin Enterprises, Inc	AA126A-2	\$256,700.00	\$0.00	Hispanic / Male
Delka Innova Group PkgA	AA126A-1	\$385,000	\$0.00	Hispanic / Male
Delka Innova Group Pkg B	AA126A-1	\$22,000.00	\$0.00	Hispanic / Male
Delka Innova Group PkgC	AA126A-1	\$43,245.00	\$0.00	Hispanic / Male
Paradise Construction Corp.	AA126A-1	\$178,680.00	0.00	Hispanic / Male

## SBE-CONSTRUCTION BREAKDOWN (CONTINUED)

Subcontractor	Project	Original Contract Amount with Change Order	Amount Paid to Date	Demographic Data
Massu Infrastructure Coating	AA126A-1	\$23,489.00	\$0.00	Hispanic / Male
Commercial Interior Contractor	AA126A-1	\$43,803.13	\$0.00	Hispanic / Female
Milestone Fire Protection LLC	AA126A-1	\$38,000.00	\$0.00	Hispanic / Male
Mag Construction Inc	AA126A-1	\$433,995.00	\$0.00	Hispanic / Male
OnAir Inc.	AA126A-1	\$73,000.00	\$0.00	Hispanic / Male



## SBE-CONSTRUCTION BREAKDOWN (CONTINUED)

Subcontractor	Project	Original Contract Amount with Change Order	Amount Paid to Date	Demographic Data
Thevenin Enterprises, Inc	AA126A-1	\$273,260.00	\$0.00	Hispanic / Male
Delka Innovo Group	AA126A-3	\$383,000.00	\$0.00	Hispanic / Male
Paradise Construction Corp.	AA126A-3	\$82,870.00	\$0.00	Hispanic / Male
Delka Innovo Group	AA126A-3	\$15,000.00	\$0.00	Hispanic / Male
Epic Consultants Inc.	AA126A-3	\$155,001.00	\$0.00	Hispanic / Male

## SBE-CONSTRUCTION BREAKDOWN (CONTINUED)

Subcontractor	Project	Original Contract Amount with Change Order	Amount Paid to Date	Demographic Data
Delka Innovo Group	AA126A-3	\$20,680.00	\$0.00	Hispanic / Male
Milestone Fire Protection LLC	AA126A-3	\$60,000.00	\$0.00	Hispanic / Male
People's Plumbing & Mechanical	AA126A-3	\$585,376.00	\$0.00	Hispanic / Female
Gamma Air System Inc	AA126A-3	\$51,700.00	\$0.00	Hispanic / Male
Thevenin Enterprises Inc	AA126A-3	\$262,500.00	\$0.00	Hispanic / Male

# SBE-CONSTRUCTION BREAKDOWN (CONTINUED)

Subcontractor	Project	Original Contract Amount with Change Order (Dollar Amount & Percent SBE Projected to Earn)	Amount Paid to Date (Dollar Amount & Percent Paid to Date)	Demographic Data

Total \$ contracted SBE-C's	Total % contracted SBE-C's	Total \$ paid-to-date SBE-C's	Total % paid-to-date SBE-C's
<b>\$5,859,481.39</b>	<b>85.1 %</b>	<b>\$ 238,171.56</b>	<b>90.6%</b>

# SBE-CONSTRUCTION DEMOGRAPHIC DATA

## TOTAL NUMBER OF FIRMS: 17

3 American-American  
Male -owned  
(14.2% of SBE-C)

0 African-American Female  
owned  
(0.00% of SBE-C)

12 Hispanic Male owned  
(57.1% of SBE-C)

5 Hispanic Female owned  
(23.8% of SBE-C)

1 Caucasian Female  
owned  
(4.7% of SBE-C)

Woman-owned  
(28.5% of SBE-C)

# SBE QUALIFIER BREAKDOWN (LIST ALL FIRMS)

Subcontractor	Project	Original Contract Amount with Change Order	Amount Paid to Date	Demographic Data
MCO Construction & Services Inc	MCC-9-18	\$610,101.00	\$106,012.32	African American/ Female
Gamax Consulting	MCC-9-18	\$250,000.00	\$44,583.83	Hispanic/ Female
<b>SBE Qualifier Total:</b>		<b>\$860,101.00</b>	<b>\$150,596.15</b>	

Total \$ contracted SBE Qualifier  
**\$860,101.00**

Total % contracted SBE Qualifier  
**20.7 %**

Total \$ paid-to-date SBE Qualifier  
**\$150,596.15**

Total % paid-to-date SBE Qualifier  
**21.7 %**

# SBE QUALIFIER DEMOGRAPHIC DATA

## TOTAL NUMBER OF FIRMS: 2

1 African-American owned  
(50.0% of SBE)

1 Hispanic owned  
(50.0% of SBE)

0 Caucasian owned  
(0.0% of SBE)

2 Woman-owned  
(100.0% of SBE)

THANK YOU

Project #	Project Name	Prime		Start Date	Contract Award	CSBE Award	Amount Paid to GC	Amount Paid to CSBE	CSBE Part.	% Complete
8-10	Key Management Staff	MCM		3/1/12	\$ 14,113,959.41		\$ 13,568,186.41		19.8%	96.13%
	- 18% SBE Qualifier		MCO Construction	3/1/12		\$ 2,687,290.48		\$ 2,687,290.48	19.8%	100.00%
	<b>Subtotal Construction Management</b>				<b>\$ 14,113,959.41</b>	<b>\$ 2,687,290.48</b>	<b>\$ 13,568,186.41</b>	<b>\$ 2,687,290.48</b>		<b>19.81%</b>
R044A	MIA-Hotel Lobby/Public Space Renovations	MCM			\$ 3,642,865.18		\$ 3,642,865.18		77%	100.00%
			Cityworks Construction, LLC			\$ 211,515.18		\$ 211,515.18	6%	100.00%
			Fleites Construction Group			\$ 180,243.08		\$ 180,243.08	5%	100.00%
			Metro Infrastructure, Corp.			\$ 248,598.15		\$ 248,598.15	7%	100.00%
			A-1 All Florida Painting, Inc.			\$ 105,286.30		\$ 105,286.30	3%	100.00%
			Fleites Construction Group			\$ 114,965.18		\$ 114,965.18	3%	100.00%
			World of Frameless Glass, Inc			\$ 190,861.29		\$ 190,861.29	5%	100.00%
			Metro Infrastructure, Corp.			\$ 317,145.09		\$ 317,145.09	9%	100.00%
			EPIC Consultants, Inc.			\$ 190,878.43		\$ 190,878.43	5%	100.00%
			A-1 All Florida Painting, Inc.			\$ 13,821.29		\$ 13,821.29	0%	100.00%
			Century Fire, Inc.			\$ 156,362.84		\$ 156,362.84	4%	100.00%
			Peoples Plumbing & Mechanical			\$ 212,121.58		\$ 212,121.58	6%	100.00%
			DODEC, Inc.			\$ 185,778.57		\$ 185,778.57	5%	100.00%
			Thevenin Enterprises, Inc.			\$ 667,035.06		\$ 667,035.06	18%	100.00%
R107A	MIA- Midfield Fire Station Modification	MCM			\$ 239,258.00		\$ 239,258.47		91%	100.00%
			EPIC Consultants, Inc.			\$ 66,141.00		\$ 66,141.00	28%	100.00%
			Xpress Painting, Inc.			\$ 62,480.00		\$ 62,480.00	26%	100.00%
			Ruben Electric Technology, Inc.			\$ 88,200.00		\$ 88,200.00	37%	100.00%
B313A	MIA- So. Terminal 5th Floor Mechanical Room	MCM			\$ 34,920.67		\$ 34,920.67		82%	100.00%
			EPIC Consultants, Inc.			\$ 12,795.00		\$ 12,795.00	37%	100.00%
			DL & RR Services, LLC			\$ 1,364.00		\$ 1,364.00	4%	100.00%
			Ruben Electric Technology, Inc.			\$ 14,647.00		\$ 14,647.00	42%	100.00%
D022A	MIA-Central Marketplace - Phase II & III	MCM			\$ 3,239,965.32		\$ 3,239,965.32		15%	100.00%
			Lunacon Construction Group, Inc.			\$ 274,607.51		\$ 274,607.51	8%	100.00%
			ABC Construction, Inc.			\$ 10,900.00		\$ 10,900.00	0%	100.00%
			C.L. Elias Construction, Inc.			\$ 44,937.00		\$ 44,937.19	1%	100.00%
			A-1 All Florida Painting, Inc.			\$ 12,195.00		\$ 12,195.00	0%	100.00%
			Century Fire, Inc.			\$ 18,425.00		\$ 18,425.00	1%	100.00%
			Richlin Plumbing, Inc.			\$ 35,219.00		\$ 35,219.00	1%	100.00%
			Sunshine State Air Conditioning			\$ 81,535.71		\$ 81,535.71	3%	100.00%



Project #	Project Name	Prime	Start Date	Contract Award	CSBE Award	Amount Paid to GC	Amount Paid to CSBE	CSBE Part.	% Complete
					\$ 369,221.00		\$ 369,221.00	#DIV/0!	100.00%
780KD11	MIA New Fire Related Dumpers at FPL Vaults #1, #2, & 5 North Terminal	AAP		\$ 202,921.85		\$ 202,921.85		90%	100.00%
					\$ 183,176.00		\$ 183,176.31	90%	100.00%
S103A	MIA Relocation of Runway & Localizer Shelter	MCM	2/6/14	\$ 156,925.81		\$ 156,925.81		87%	100.00%
					\$ 60,175.00		\$ 60,175.00	38%	100.00%
					\$ 76,294.42		\$ 76,294.42	49%	100.00%
779Y	MIA-NTD FIS Re-Check	MCM		\$ 5,330,950.90		\$ 5,330,950.90		51%	100.00%
					\$ 195,200.00		\$ 195,200.00	4%	100.00%
					\$ 43,717.00		\$ 43,717.00	1%	100.00%
					\$ 123,139.62		\$ 123,139.62	2%	100.00%
					\$ 370,970.58		\$ 370,970.58	7%	100.00%
					\$ 29,250.00		\$ 29,250.00	1%	100.00%
					\$ 575,753.90		\$ 575,753.90	11%	100.00%
					\$ 62,281.89		\$ 62,281.89	1%	100.00%
					\$ 289,021.22		\$ 289,021.22	5%	100.00%
					\$ 68,787.00		\$ 68,787.00	1%	100.00%
					\$ 69,960.03		\$ 69,960.03	1%	100.00%
					\$ 12,000.00		\$ 12,000.00	0%	100.00%
					\$ 141,315.73		\$ 141,315.73	3%	100.00%
					\$ 26,195.00		\$ 26,195.00	0%	100.00%
					\$ 277,871.00		\$ 277,871.00	5%	100.00%
					\$ 404,629.76		\$ 404,629.76	8%	100.00%
					\$ 7,831.00		\$ 7,831.00	0%	100.00%
D105C	MIA-Dolphin & Flamingo Parking Garages Rep.	MCM		\$ 7,284,481.21		\$ 7,284,481.21		92%	100.00%
					\$ 820,420.00		\$ 820,420.00	11%	100.00%
					\$ 3,293,720.13		\$ 3,293,720.13	45%	100.00%
					\$ 222,697.36		\$ 222,697.36	3%	100.00%
					\$ 847,480.15		\$ 847,480.15	12%	100.00%
					\$ 429,576.67		\$ 429,576.67	6%	100.00%
					\$ 504,470.00		\$ 504,470.00	7%	100.00%
					\$ 164,110.00		\$ 164,110.00	2%	100.00%
					\$ 95,874.77		\$ 95,874.30	1%	100.00%
					\$ 52,025.00		\$ 52,025.00	1%	100.00%
					\$ 228,748.19		\$ 228,748.19	3%	100.00%
					\$ 29,600.00		\$ 29,600.00	0%	100.00%

Project #	Project Name	Prime		Start Date	Contract Award	CSBE Award	Amount Paid to GC	Amount Paid to CSBE	CSBE Part.	% Complete
Q043A	Building 861, 862, & 863	MCM			\$ 750,753.44		\$ 750,753.44		82%	100.00%
			Epic Consultants, Inc.			\$ 83,373.26		\$ 83,373.26	1%	100.00%
			A-1 Florida Painting, Inc.			\$ 9,425.00		\$ 9,425.00	1%	100.00%
			Epic Consultants, Inc.			\$ 65,603.89		\$ 65,603.89	9%	100.00%
			Epic Consultants, Inc.			\$ 58,701.17		\$ 58,701.17	8%	100.00%
			Coakley Mechanical Inc.			\$ 7,642.75		\$ 7,642.75	1%	100.00%
			Thevenin Enterprises, Inc.			\$ 461,136.32		\$ 461,136.32	61%	100.00%
S100A	MIA-Conc G Switchgear Replacement	MCM			\$ 1,959,981.16		\$ 1,959,981.16		92%	100.00%
			Solares Electric			\$ 1,811,494.99		\$ 1,811,494.99	92%	100.00%
V040A-1	MIA Satellite E Pavement Rehab. Pkg. 1 MOT/E	MCM		12/28/15	\$ 1,523,010.68		\$ 1,523,010.68		83%	100.00%
			ABC Construction			\$ 548,355.66		\$ 548,355.66	36%	100.00%
			Roberts Traffic & Markings			\$ 347,450.82		\$ 347,450.82	23%	100.00%
			Jador International			\$ 323,244.07		\$ 323,244.07	21%	100.00%
			Ameradrain Plumbing			\$ 42,625.00		\$ 42,625.00	3%	100.00%
			Peoples Plumbing & Mechanical			\$ 6,899.83		\$ 6,899.83	0%	100.00%
	<b>MIA-Quick Response Project Order</b>	MCM		<b>SAO #</b>	<b>\$ 2,364,404.83</b>		<b>\$ 2,364,404.83</b>			100.00%
SAO 43	MIA Hotel Steel Retrofit	MCM		11/9/15	\$ 272,988.64		\$ 272,988.64		92%	100.00%
			Fleites Construction	43		\$ 39,945.00		\$ 39,945.00	15%	100.00%
			A-1 All Florida Painting, Inc.	43		\$ 197,800.00		\$ 197,800.00	72%	100.00%
			Thevenin Enterprises	43		\$ 12,800.00		\$ 12,800.00	5%	100.00%
SAO 47	MIA Hotel Steel Retrofit - Extra Work	MCM		4/8/16	\$ 58,067.31		\$ 58,067.31		92%	100.00%
			Fleites Construction Group, Inc.	47		\$ 53,508.39		\$ 53,508.39	92%	100.00%
SAO 49	MIA Hotel Steel Retrofit - Add'l Work	MCM		5/26/16	\$ 617.29		\$ 617.29		92%	100.00%
			Thevenin Enterprises, Inc.	49		\$ 568.83		\$ 568.83	92%	100.00%
SAO 37/38	MIA FIS Add'l APC (Passport Readers)	MCM		5/28/15	\$ 225,485.06		\$ 225,485.06		92%	100.00%
			C.L. Elias Construction	37/38		\$ 109,589.92		\$ 109,589.92	49%	100.00%
			A-1 All Florida Painting, Inc.	37		\$ 2,725.00		\$ 2,725.00	1%	100.00%
			Century Fire	37		\$ 14,500.00		\$ 14,500.00	6%	100.00%
			Coakley Mechanical Inc.	37		\$ 13,800.00		\$ 13,800.00	6%	100.00%
			Ruben Electric Technology, Inc.	37		\$ 56,500.00		\$ 56,500.00	25%	100.00%
			Fleites Construction	37		\$ 10,500.00		\$ 10,500.00	5%	100.00%
SAO 39	MIA D FIS Add'l APCs 3rd Level Extra	MCM		9/22/15	\$ 24,314.34		\$ 24,314.34		92%	100.00%
			C.L. Elias Construction	39		\$ 14,336.55		\$ 14,336.55	59%	100.00%
			Century Fire	39		\$ 1,953.85		\$ 1,953.85	8%	100.00%
			Coakley Mechanical Inc.	39		\$ 6,115.00		\$ 6,115.00	25%	100.00%

Project #	Project Name	Prime		Start Date	Contract Award	CSBE Award	Amount Paid to GC	Amount Paid to CSBE	CSBE Part.	% Complete
SAO 40/44	MIA Hotel Roof Repair Hotel (Lobby)	MCM		9/12/15	\$ 11,683.86		\$ 11,683.86		92%	100.00%
			Epic Consultants, Inc.	40/44		\$ 10,766.56		\$ 10,766.56	92%	100.00%
SAO 41	MIA Building 845 Interior Paint	MCM		8/31/15	\$ 94,205.80		\$ 94,205.80		92%	100.00%
			Inclan Painting	41		\$ 86,500.00		\$ 86,500.00	92%	100.00%
SAO 42	MIA Electrical Survey Cc G & H	MCM		11/3/15	\$ 32,289.92		\$ 32,289.92		92%	100.00%
			Jador International	42		\$ 29,600.00		\$ 29,600.00	92%	100.00%
SAO 45	MIA Unsafe Stucco @ Terminal E	MCM		3/4/16	\$ 21,663.02		\$ 21,663.02		21%	100.00%
			Epic Consultants, Inc.	45		\$ 19,343.00		\$ 19,343.00	21%	100.00%
SAO 46	MIA Wall of Honor (SAO #46, 48, 50, 52)	MCM		3/4/16	\$ 223,824.87		\$ 223,824.87		100%	100.00%
			EPIC Consultant, Inc.	46		\$ 181,370.00		\$ 181,370.00	81%	100.00%
			Ruben Electric Technology, Inc.	46		\$ 8,800.00		\$ 8,800.00	4%	100.00%
			Epic Consultants, Inc.	48		\$ 15,626.11		\$ 15,626.11	7%	100.00%
			Epic Consultants, Inc.	50		\$ 12,113.60		\$ 12,113.60	5%	100.00%
			Ruben Electric Technology, Inc.	50		\$ 2,070.00		\$ 2,070.00	1%	100.00%
			Epic Consultants, Inc.	52		\$ 3,730.38		\$ 3,730.38	2%	100.00%
SAO 51	MIA Central/So MCP Elect. Survey	MCM		6/3/16	\$ 54,063.84		\$ 54,063.84		91%	100.00%
			Jador International	51		\$ 49,200.00		\$ 49,200.00	91%	100.00%
SAO 53/58	MIA Lower E Emergency Pull Station (SAO #53,	MCM		9/12/16	\$ 77,834.49		\$ 77,834.49		94%	100.00%
			Jador International	53		\$ 50,879.55		\$ 50,879.55	65%	100.00%
			Jador International	58		\$ 22,488.24		\$ 22,488.24	29%	100.00%
SAO 54	MIA Cent Ticket Counters (UA) Demo Work	MCM		8/15/16	\$ 97,438.75		\$ 97,438.75		92%	100.00%
			Paradises Awning	54		\$ 96,494.13		\$ 96,494.13	99%	100.00%
			Ruben Electric Technology, Inc.	54		\$ 14,875.00		\$ 14,875.00	15%	100.00%
			Paradises Awning	70		\$ (46,876.00)		\$ (46,876.00)	-48%	100.00%
			Paradises Awning	71		\$ 25,295.62		\$ 25,295.62	26%	100.00%
SAO 56 69/84/86	MIA Cc E Satellite - 400 hz Replacement	MCM		1/20/16	\$ 268,302.07		\$ 268,302.07		87%	100.00%
			Clearview Electric	56		\$ 118,099.25		\$ 118,099.25	44%	100.00%
			Clearview Electric	69		\$ 115,520.00		\$ 115,520.00	43%	100.00%
			Clearview Electric	86		\$ 1,322.45		\$ -	0%	0.00%
SAO 57/60	MIA Renov. ID Section - Debris Removal	MCM		1/18/16	\$ 7,459.72		\$ 7,459.72			100.00%
			Fleites Construction Group, Inc.	57		\$ 4,330.46		\$ 4,330.46	0%	100.00%
			Fleites Construction	60		\$ 2,556.78		\$ 2,556.78	0%	100.00%
Project #	Project Name	Prime		Start Date	Contract Award	CSBE Award	Amount Paid to GC	Amount Paid to CSBE	CSBE Part.	% Complete

Community Small Business Enterprises  
 CSBE Advisory Board Quarterly Report  
 October 31, 2022

Project #	Project Name	Prime	Start Date	Contract Award	CSBE Award	Amount Paid to GC	Amount Paid to CSBE	CSBE Part.	% Complete
SAO 62	MIA E-FIS 1st, 2nd, 3rd Floor HVAC (SAO 62, 67)	MCM	7/7/17	\$ 262,278.00		\$ 262,278.00		#REF!	100.00%
			Coakley Mechanical Inc.	62		\$ 216,700.00	\$ 216,700.00	#REF!	100.00%
			Coakley Mechanical	67		\$ 20,438.44	\$ 20,438.44	#REF!	100.00%
			Coakley Mechanical	68		\$ 12,630.00	\$ 12,630.00	#REF!	100.00%
			Coakley Mechanical	72		\$ (7,552.20)	\$ (7,552.20)	#REF!	100.00%
SAO 64	MIA E-FIS Water Fountains/Sink (SAO #64, 73, 74)	MCM	8/14/17	\$ 34,429.44		\$ 34,429.44		92%	100.00%
			C.L. Elias Construction	64		\$ 5,934.16	\$ 5,934.16	17%	100.00%
			Ameradrain Plumbing	64		\$ 25,000.00	\$ 25,000.00	73%	100.00%
			Thevenin Enterprises	64		\$ 792.00	\$ 792.00	2%	100.00%
			C. L Elias	74		\$ 244.16	\$ 244.16	0%	100.00%
SAO 76	MIA Bldg 3030 2nd FL Paint & Light (SAO #76, 77)	MCM	8/29/18	\$ 118,212.72		\$ 118,212.72		92%	100.00%
			Kesoki Painting LLC	76		\$ 12,900.00	\$ 12,900.00	11%	100.00%
			Tesla Engineering, Inc	76		\$ 32,841.50	\$ 32,841.50	28%	100.00%
			Tesla Engineering, Inc	77		\$ 27,204.26	\$ 27,204.26	23%	100.00%
			Tesla Engineering, Inc	78		\$ 31,089.38	\$ 31,089.38	26%	100.00%
SAO 80/83/85	MIA Terminal F TSA Onsite Consolidational (SAO #80, 83, 85)	MCM	5/16/19	\$ 325,100.15		\$ 325,100.15		91%	100.00%
			C L Elias Construction	80		\$ 88,183.00	\$ 88,183.00	27%	100.00%
			Affordable Carpet & Maint Inc	80		\$ 31,464.47	\$ 31,464.47	10%	100.00%
			Massu Infrastructure	80		\$ 23,346.00	\$ 23,346.00	7%	100.00%
			Ameradrain Plumbing	80		\$ 4,200.00	\$ 4,200.00	1%	100.00%
			C J Fire Protection Inc	80		\$ 9,600.00	\$ 9,600.00	3%	100.00%
			Air Zone Inc.	80		\$ 26,000.00	\$ 26,000.00	8%	100.00%
			Tesla Engineering, Inc	80		\$ 30,843.01	\$ 30,843.01	9%	100.00%
			C L Eliase Construction	83		\$ 4,607.33	\$ 4,607.33	1%	100.00%
			CJ Fire Protection	83		\$ 1,265.00	\$ 1,265.00	0%	100.00%
			Tesla Engineering	83		\$ 51,792.96	\$ 51,792.96	16%	100.00%
			Tesla Engineering	85		\$ 24,175.38	\$ 24,175.38	7%	100.00%
SAO 81/87	MIA E-FIS Carousel #4 (SAO #81/87)	MCM	8/19/19	\$ 112,316.21		\$ 112,316.21		92%	100.00%
			Conbuilt	81		\$ 55,836.90	\$ 55,836.90	50%	100.00%
			C J Fire Protection	81		\$ 15,000.00	\$ 15,000.00	13%	100.00%
			ARO Electrical	81		\$ 32,741.57	\$ 32,741.57	29%	100.00%
SAO 88/90	MIA New Entrance Wall Enclosure Bldg 3030 W	MCM	7/17/20	\$ 40,264.23		\$ 40,264.23		33%	100.00%
			C.L. Elias Construction	88/90		\$ 29,139.46	\$ 29,139.49	26%	100.00%
			Clearview Electric	88		\$ 7,950.00	\$ 7,950.00	7%	100.00%
SAO 89	MIA Conduit Routing Investigation Curbside Terr	MCM	7/17/20	\$ 1,565.10		\$ 1,565.10		1%	100.00%

Community Small Business Enterprises  
 CSBE Advisory Board Quarterly Report  
 October 31, 2022

			Shovel Construction	89		\$ 1,442.22		\$ 1,442.22	1%	100.00%
U-055-A	MIA-Int. Renov. Reloc. Of ID Section/Drivers	MCM		4/18/16	\$ 2,988,348.84		\$ 2,988,348.84		92%	100.00%
			AAP Construction (Gen)			\$ 313,519.64		\$ 313,519.64	10%	100.00%
			Paradise Awnings			\$ 73,117.81		\$ 73,117.81	2%	100.00%
			AAP Construction (Carpentry)			\$ 99,132.25		\$ 99,132.25	3%	100.00%
			C.L. Elias Construction			\$ 134,955.94		\$ 134,955.94	5%	100.00%
			World of Frameless Glass			\$ 89,153.81		\$ 89,153.81	3%	100.00%
			Chavez South Florida Interiors			\$ 248,620.11		\$ 248,620.11	8%	100.00%
			AAP Construction (Floor & Ceiling)			\$ 196,013.00		\$ 196,013.00	7%	100.00%
			A-1 All Florida Painting, Inc.			\$ 28,079.40		\$ 28,079.40	1%	100.00%
			Century Fire			\$ 275,462.94		\$ 275,462.94	9%	100.00%
			Al Hill Plumbing			\$ 67,692.00		\$ 67,692.00	2%	100.00%
			Sunshine State Air Conditioning			\$ 295,245.40		\$ 295,245.40	10%	100.00%
			Thevening Enterprises			\$ 923,841.44		\$ 923,841.19	31%	100.00%
V-075-A	MIA-Structural Bridge Repairs No. 3111	MCM			\$552,274.69		\$ 552,274.69		92%	100.00%
			ABC Construction, Inc.			\$205,161.38		\$ 205,161.38	37%	100.00%
			AAP Construction Group Corp.			\$79,784.00		\$ 79,784.00	14%	100.00%
			EPIC Consultants, Inc.			\$98,197.00		\$ 98,197.00	18%	100.00%
			A-1 All Florida Painting, Inc.			\$122,750.00		\$ 122,750.00	22%	100.00%
T-072-D	Lower Concourse E APM Station 4th Floor	MCM			\$2,246,012.33		\$ 2,246,012.33		92%	100.00%
			AAP Construction Group Corp."A"			\$351,657.00		\$ 351,657.00	16%	100.00%
			Paradise Awnings Corporation			\$569,970.16		\$ 569,970.16	25%	100.00%
			AAP Construction Group Corp."D"			\$147,508.03		\$ 147,508.03	7%	100.00%
			AAP Construction Group Corp."E"			\$218,185.20		\$ 218,185.20	10%	100.00%
			A1-All Florida Painting, Inc			\$18,600.00		\$ 18,600.00	1%	100.00%
			Century Fire, Inc.			\$155,062.50		\$ 155,062.50	7%	100.00%
			Coakley Mechanical, Inc.			\$114,500.00		\$ 114,500.00	5%	100.00%
			Solares Electrical Serivces			\$497,718.85		\$ 497,718.85	22%	100.00%
V-043-A	Central Ticket Counters F, G Phase 1	MCM		9/23/16	\$ 771,071.17		\$ 771,071.17		91%	100.00%
			C. L. Elias Construction, Inc			\$114,390.79		\$ 114,390.79	15%	100.00%
			Paradise Awnings Corp			\$48,264.50		\$ 48,264.50	6%	100.00%
			ABC Construction, Inc			\$69,305.93		\$ 69,305.93	9%	100.00%
<b>Project #</b>	<b>Project Name</b>	<b>Prime</b>		<b>Start Date</b>	<b>Contract Award</b>	<b>CSBE Award</b>	<b>Amount Paid to GC</b>	<b>Amount Paid to CSBE</b>	<b>CSBE Part.</b>	<b>% Complete</b>
			Everett Painting Company, Inc			\$5,710.21		\$ 5,710.21	1%	100.00%
			C. L. Elias Construction, Inc			\$13,997.00		\$ 13,997.00	2%	100.00%
			DAC Air Conditioning Corp			\$119,970.00		\$ 119,970.00	16%	100.00%

Community Small Business Enterprises  
 CSBE Advisory Board Quarterly Report  
 October 31, 2022

			Jador International Corp			\$316,024.55		\$ 316,024.55	41%	100.00%
			National Fire Protection			\$10,513.65		\$ 10,513.65	1%	100.00%
U-037-A	United Airlines Colocation ATO Renovations	MCM		9/16/16	\$ 361,453.93		\$ 361,453.93		93%	100.00%
			Delka Innovo Group			\$31,113.45		\$ 31,113.45	9%	100.00%
			Paradise Awnings Corp			\$600.00		\$ 600.00	0%	100.00%
			Delka Innovo Group			\$65,137.00		\$ 65,137.00	18%	100.00%
			Delka Innovo Group			\$4,173.00		\$ 4,173.00	1%	100.00%
			Epic Consultants, Inc			\$33,347.92		\$ 33,347.92	9%	100.00%
			Epic Consultants, Inc			\$23,101.00		\$ 23,101.00	6%	100.00%
			Everett Painting Company, Inc			\$8,709.49		\$ 8,709.49	2%	100.00%
			Delka Innovo Group			\$10,953.51		\$ 10,953.51	3%	100.00%
			DAC Air Conditioning Corp			\$42,445.78		\$ 42,445.78	12%	100.00%
			Al Hill Plumbing Corp			\$17,565.00		\$ 17,565.00	5%	100.00%
			National Fire Protection			\$10,536.83		\$ 10,536.83	3%	100.00%
			Thevenin Enterprises, Inc			\$86,860.79		\$ 86,860.79	24%	100.00%
T074-H	E-FIS Emergency Renovations, 1st Level	MCM		2/28/17	\$ 1,894,711.99		\$ 1,894,711.99		69%	100.00%
			A1-All Florida Painting, Inc			\$36,797.90		\$ 36,797.90	2%	100.00%
			AAP Construction Group Corp.			\$805,851.07		\$ 805,851.07	43%	100.00%
			Century Fire, Inc.			\$113,870.21		\$ 113,870.21	6%	100.00%
			Jador International Corp			\$346,067.75		\$ 346,067.75	18%	100.00%
T072-H	Lower Cc E-FIS Renovation Security & Access Control 1st & 3rd Level	MCM		8/29/17	\$ 1,404,473.50		\$ 1,404,473.50		20%	100.00%
			Jador International Corp			\$274,498.17		\$ 274,498.17	20%	100.00%
X045A	Conc. J Gate 3 - EDS Room	MCM		9/9/17	\$ 400,273.02		\$ 400,273.02		78%	100.00%
			AAP Construction Group Corp.			\$83,643.00		\$ 83,643.00	21%	100.00%
			AAP Construction Group Corp.			\$15,250.00		\$ 15,250.00	4%	100.00%
			AAP Construction Group Corp.			\$38,450.00		\$ 38,450.00	10%	100.00%
			Ameradrain Plumbing			\$47,800.24		\$ 47,800.24	12%	100.00%
			Thevenin Enterprises Inc.			\$112,863.75		\$ 112,863.75	28%	100.00%
			Jordim International			\$63,785.50		\$ 63,785.50	3%	100.00%
T072-H	Lower Cc E-FIS Renovation Third Level	MCM		8/29/17	\$ 357,550.43		\$ 357,550.43		93%	100.00%
			EPIC Consultant			\$117,932.97		\$ 117,933.00	33%	100.00%
			World of Frameless Glass			\$6,950.00		\$ 6,950.00	2%	100.00%
Project #	Project Name	Prime		Start Date	Contract Award	CSBE Award	Amount Paid to GC	Amount Paid to CSBE	CSBE Part.	% Complete
			EPIC Consultant			\$20,003.00		\$ 20,003.00	6%	100.00%
			Century Fire			\$32,380.00		\$ 32,380.00	9%	100.00%
			EPIC Consultant			\$20,003.00		\$ 20,003.00	6%	100.00%
			Century Fire			\$32,380.00		\$ 32,380.00	9%	100.00%

Community Small Business Enterprises  
 CSBE Advisory Board Quarterly Report  
 October 31, 2022

			American Commerical Services			\$22,455.00		\$ 22,455.00	6%	100.00%
			Thevenin Enterprises			\$79,021.88		\$ 79,022.00	22%	100.00%
U010-F	Satellite E AHU-1 Replacement	MCM		9/13/17	\$ 406,343.64		\$ 406,343.64		84%	100.00%
			Paradise Construction			\$29,677.00		\$ 29,677.00	7%	100.00%
			AAP Construction Group Corp			\$8,640.00		\$ 8,640.00	2%	100.00%
			American Commerical Services			\$262,639.00		\$ 262,639.00	65%	100.00%
			Century Fire			\$14,075.01		\$ 14,075.01	3%	100.00%
			Thevenin Enterprises			\$26,188.93		\$ 26,188.93	6%	100.00%
R023-A	Outfall No. 2 & 3 Boom & Skimmer System	MCM		4/24/18	\$ 1,617,109.59		\$ 1,617,109.59		93%	100.00%
			ABC Construction			\$1,294,780.71		\$ 1,294,780.71	80%	100.00%
			ABC Construction			\$53,900.00		\$ 53,900.00	3%	100.00%
			Tesla Engineering, Inc			\$147,542.41		\$ 147,542.41	9%	100.00%
P109-A	Bearing Modifications to Bridge #3062 B & C	MCM		5/17/18	\$ 257,118.34		\$ 257,118.34		92%	100.00%
			SK Quality Contractor, Inc			\$66,280.00		\$ 66,280.00	26%	100.00%
			SK Quality Contractor, Inc			\$114,900.00		\$ 114,900.00	45%	100.00%
			SK Quality Contractor, Inc			\$37,272.04		\$ 37,272.04	14%	100.00%
			Tesla Engineering, Inc			\$18,811.58		\$ 18,811.58	7%	100.00%
T072E	Lower Conc E 3rd Level Sterile Corridor	MCM		9/12/18	\$ 1,892,370.17		\$ 1,892,370.17		91%	100.00%
			C. L Elias Construction			\$492,940.72		\$ 492,940.72	26%	100.00%
			Paradise Awings Corp			\$172,481.98		\$ 172,481.98	9%	100.00%
			EPIC Consultant, Inc			\$115,286.00		\$ 115,286.00	6%	100.00%
			C. L Elias Construction			\$113,808.39		\$ 113,808.39	6%	100.00%
			EPIC Consultant, Inc			\$169,480.00		\$ 169,480.00	9%	100.00%
			AAP Construction Group Corp			\$54,103.08		\$ 54,103.08	3%	100.00%
			C J Fire Protection Inc			\$205,116.00		\$ 205,116.00	11%	100.00%
			Thevenin Enterprises Inc.			\$106,197.85		\$ 106,197.85	6%	100.00%
			Jador International Corp			\$292,424.97		\$ 292,424.97	15%	100.00%
P0256C	Relocation of Swissport Shop and Offices	MCM		7/30/18	\$ 724,774.54		\$ 724,774.54		89%	100.00%
			SK Quality Contractor, Inc			\$67,557.86		\$ 67,557.86	9%	100.00%
			SK Quality Contractor, Inc			\$46,538.93		\$ 46,538.93	6%	100.00%
			Delka Innovo Group			\$120,662.06		\$ 120,662.06	17%	100.00%
Project #	Project Name	Prime		Start Date	Contract Award	CSBE Award	Amount Paid to GC	Amount Paid to CSBE	CSBE Part.	% Complete
			Oratso Corporation			\$30,741.39		\$30,741.39	4%	100.00%
			Kesoki Painting LLC			\$11,960.00		\$11,960.00	2%	100.00%
			C J Fire Protection Inc			\$29,104.16		\$29,104.16	4%	100.00%
			Ameradrain Plumbing			\$186,946.26		\$186,946.26	26%	100.00%
			Thevenin Enterprises Inc.			\$28,898.82		\$28,898.82	4%	100.00%
			PYD Electric Corp			\$121,629.09		\$121,629.09	17%	100.00%

Community Small Business Enterprises  
 CSBE Advisory Board Quarterly Report  
 October 31, 2022

P0256C(I)	Relocation of Swissport Interior Offices	MCM		7/30/18	\$ 608,979.90		\$ 608,979.90		89%	100.00%
			SK Quality Contractor, Inc			\$61,300.35		\$61,300.35	10%	100.00%
			Fleites Construction Group, Inc.			\$57,484.00		\$57,484.00	9%	100.00%
			Delka Innovo Group			\$31,900.00		\$31,900.00	5%	100.00%
			C. L Elias Construction			\$36,718.02		\$36,718.02	6%	100.00%
			C. L Elias Construction			\$42,405.98		\$42,405.98	7%	100.00%
			C. L Elias Construction			\$25,904.70		\$25,904.70	4%	100.00%
			Government Business Development			\$10,890.00		\$10,890.00	2%	100.00%
			C J Fire Protection Inc			\$45,000.00		\$45,000.00	7%	100.00%
			Marvi Builders LLC			\$51,702.00		\$51,702.00	8%	100.00%
			DC Electric Inc			\$160,894.48		\$160,894.48	26%	100.00%
			Richlin Plumbing			\$17,907.15		\$17,907.15	3%	100.00%
P0256C(T)	Relocation of Triangle Shop and Offices	MCM		8/30/18	\$ 618,127.38		\$ 618,127.38		90%	100.00%
			SK Quality Contractor, Inc			\$90,328.17		\$90,328.17	15%	100.00%
			C. L Elias Construction			\$88,960.81		\$88,960.81	14%	100.00%
			Delka Innovo Group			\$83,754.83		\$83,754.83	14%	100.00%
			Kesoki Painting LLC			\$39,926.22		\$39,926.22	6%	100.00%
			CJ Fire & Protection			\$47,824.89		\$47,824.89	8%	100.00%
			Thevenin Enterprises, Inc			\$65,957.73		\$65,957.73	11%	100.00%
			MAG Construction			\$138,657.65		\$138,657.65	22%	100.00%
P0256B	Interior Wash Rack for Swissport Facility (Bldg 701)	MCM		6/15/18	\$ 368,184.28		\$ 368,184.28		88%	100.00%
			Delka Innovo Group			\$79,214.33	\$ 79,214.33		22%	100.00%
			SK Quality Contractor, Inc			\$14,058.50	\$ 14,058.50		4%	100.00%
			SK Quality Contractor, Inc			\$68,920.00	\$68,920.00		19%	100.00%
			Kesoki Painting LLC			\$23,710.55	\$ 23,710.55		6%	100.00%
			Delka Innovo Group			\$53,650.00	\$ 53,650.00		15%	100.00%
			C J Fire Protection Inc			\$20,000.00	\$ 20,000.00		5%	100.00%
			Ameradrain Plumbing			\$41,420.00	\$ 41,420.00		11%	100.00%
<b>Project #</b>	<b>Project Name</b>	<b>Prime</b>		<b>Start Date</b>	<b>Contract Award</b>	<b>CSBE Award</b>	<b>Amount Paid to GC</b>	<b>Amount Paid to CSBE</b>	<b>CSBE Part.</b>	<b>% Complete</b>
<b>Project #</b>	<b>Project Name</b>	<b>Prime</b>		<b>Start Date</b>	<b>Contract Award</b>	<b>CSBE Award</b>	<b>Amount Paid to GC</b>	<b>Amount Paid to CSBE</b>	<b>CSBE Part.</b>	<b>% Complete</b>
			Thevenin Enterprises			\$24,091.44	\$ 24,091.44		7%	100.00%
P0256D	Fumigation Facility Relocation	MCM		10/1/18	\$ 1,432,029.68		\$ 1,432,029.68		89%	100.00%
			AAP Construction Group Corp			\$291,695.19	\$ 291,695.19		20%	100.00%
			AAP Construction Group Corp			\$4,700.00	\$ 4,700.00		0%	100.00%
			AAP Construction Group Corp			\$800.00	\$ 800.00		0%	100.00%
			AAP Construction Group Corp			\$224,098.00	\$ 224,098.00		16%	100.00%



Community Small Business Enterprises  
 CSBE Advisory Board Quarterly Report  
 October 31, 2022

			Kesoki Painting LLC			\$3,490.00	\$ 3,490.00	0%	100.00%	
			Ameradrain Plumbing			\$219,745.21	\$ 219,745.21	15%	100.00%	
			PYD Electric Corp			\$156,960.00	\$ 156,960.00	11%	100.00%	
			Fence Masters Inc			\$49,961.00	\$ 49,961.00	3%	100.00%	
			Quality Construction Performance			\$325,464.50	\$ 325,464.50	23%	100.00%	
U010D3	CC E Satellite 400Hz System Upgrade Phase II	MCM		2/25/19	\$ 1,121,722.94		\$ 1,121,722.94	90%	100.00%	
			AAP Construction Group Corp			\$78,447.90	\$ 78,447.90	7%	100.00%	
			C L Elias Construction			\$32,456.10	\$ 32,456.10	3%	100.00%	
			AAP Construction Group Corp			\$6,685.00	\$ 6,685.01	1%	100.00%	
			MAG Construction			\$11,000.00	\$ 10,999.99	1%	100.00%	
			Thevenin Enterprises			\$822,369.64	\$ 822,369.64	73%	100.00%	
			Gamma Air System			\$58,900.00	\$ 58,900.00	5%	100.00%	
X113A	AA Admiral's Club MDAD Infrasturcture & New Stairs	MCM		2/22/19	\$ 2,317,074.83		\$ 2,109,565.58	87%	91.04%	
			Stone Concept Miami			\$34,140.00	\$ 15,000.00	1%	43.94%	
			Fleites Construstion			\$268,816.44	\$ 230,671.33	12%	85.81%	
			Fleites Construction			\$457,000.00	\$ 445,575.00	20%	97.50%	
			AAP Construction Group Corp			\$49,518.76	\$ 47,273.62	2%	95.47%	
			Paradise Construction			\$112,800.00	\$ 109,459.51	5%	97.04%	
			AAP Construction			\$15,500.00	\$ 13,278.01	1%	85.66%	
			Air Zone Inc			\$302,944.72	\$ 290,552.13	13%	95.91%	
			C.J. Fire Protection			\$24,000.00	\$ 22,647.69	1%	94.37%	
			ARO Electrical Constructors			\$625,122.25	\$ 530,696.75	27%	84.89%	
			World of Frameless Glass			\$132,800.00	\$ 128,895.09	6%	97.06%	
X116A	Conc H Restroom Renovations	MCM		2/22/19	\$ 5,043,067.02		\$ 2,543,361.04	55%	50.43%	
			Conbuild LLC			\$936,686.32	\$ 690,665.12	19%	73.73%	
			Chavez South Florida Interiors			\$493,139.88	\$ 345,624.54	10%	70.09%	
			Delka Innovo Group			\$58,995.74	\$ 56,296.65	1%	95.42%	
Project #	Project Name	Prime		Start Date	Contract Award	CSBE Award	Amount Paid to GC	Amount Paid to CSBE	CSBE Part.	% Complete
			AAP Construction Group			\$140,191.58	\$ 140,191.58	3%	100.00%	
			Kesoki Painting LLC			\$36,473.00	\$ 22,093.69	1%	60.58%	
			C.J. Fire Protection			\$65,000.00	\$ 50,255.00	1%	77.32%	
			RCR Plumbing Services			\$354,632.00	\$ 303,636.68	7%	85.62%	
			Thevenin Enterprises			\$92,000.00	\$ 75,362.46	2%	81.92%	
			Jador International Corp			\$578,667.91	\$ 487,634.16	11%	84.27%	
			Commerical Interior Contractors			\$303,075.00	\$ 164,320.38	6%	54.22%	
U010D2	PC Air Temporary EGCW Plant for Lower E Service	MCM		2/6/19	\$ 2,621,078.16		\$ 2,621,078.16	85%	100.00%	
			EPIC Consultant, Inc			\$182,786.79	\$ 182,786.79	7%	100.00%	
			Cool Water Air Conditioning			\$1,689,290.37	\$ 1,689,290.37	64%	100.00%	

Community Small Business Enterprises  
 CSBE Advisory Board Quarterly Report  
 October 31, 2022

Project #	Project Name	Prime	Start Date	Contract Award	CSBE Award	Amount Paid to GC	Amount Paid to CSBE	CSBE Part.	% Complete
					\$360,546.69	\$ 360,546.69		14%	100.00%
V059A	RCF D60 Gate New Swing Doors	MCM	2/22/19	\$ 468,184.26		\$ 468,184.26		55%	100.00%
					\$18,876.83	\$ 18,876.83		4%	100.00%
					\$74,092.50	\$ 74,092.50		16%	100.00%
					\$50,500.00	\$ 50,500.01		11%	100.00%
					\$75,048.76	\$ 75,048.76		16%	100.00%
					\$38,424.48	\$ 38,424.48		8%	100.00%
					\$114,481.71	\$ 114,481.71		24%	100.00%
					\$82,715.82	\$ 82,715.82		18%	100.00%
Y145A	Homestead General Aviation Security Enhancement	MCM	2/12/19	\$ 672,917.65		\$ 672,917.65		92%	100.00%
					\$621,956.00	\$621,956.00		92%	100.00%
T072H4	Lower Conc E-FIS 1st & 3rd Floor Door Replacement	MCM	4/28/19	\$ 367,786.75		\$ 367,786.75		32%	100.00%
					\$88,450.00	\$88,450.00		24%	100.00%
					\$15,670.00	\$15,670.00		4%	100.00%
					\$100,880.84	\$ 100,880.84		27%	100.00%
T072F	Lower Conc E Mechancial Room Upgrades	MCM	3/19/19	\$ 438,933.90		\$ 438,933.90		92%	100.00%
					\$147,167.00	\$147,167.00		34%	100.00%
					\$71,256.00	\$71,256.00		16%	100.00%
					\$80,069.47	\$80,069.47		18%	100.00%
					\$106,537.76	\$106,537.76		24%	100.00%
V089B	Building 716 Restroom Upgrade & Renovations	MCM		\$ 1,298,056.04		\$ 1,298,056.04		92%	100.00%
					\$325,202.42	\$ 325,202.42		25%	100.00%
					\$59,686.78	\$ 59,686.78		5%	100.00%
					\$23,000.00	\$ 23,000.00		2%	100.00%
					\$8,400.00	\$ 8,400.00		1%	100.00%
					\$240,600.00	\$ 240,600.00		19%	100.00%
					\$90,198.95	\$ 90,198.96		7%	100.00%
					\$342,376.06	\$ 342,376.06		26%	100.00%
					\$41,588.25	\$ 41,588.25		3%	100.00%
					\$62,298.12	\$ 62,298.12		5%	100.00%
U010C	Airside Operations Break Room	MCM		\$ 478,388.26		\$ 478,388.26		90%	100.00%
					\$95,845.53	\$ 95,845.53		20%	100.00%
					\$52,460.27	\$ 52,460.27		11%	100.00%
					\$32,259.00	\$ 32,259.00		7%	100.00%
					\$5,873.00	\$ 5,873.00		1%	100.00%

Community Small Business Enterprises  
 CSBE Advisory Board Quarterly Report  
 October 31, 2022

			Century Fire, Inc.			\$10,345.00	\$	10,345.00	2%	100.00%
			Ameradrain Plumbing			\$89,272.95	\$	89,272.95	19%	100.00%
			Air Zone Inc			\$49,062.39	\$	49,062.39	10%	100.00%
			ARO Electrical Constructors			\$97,418.50	\$	97,418.50	20%	100.00%
U023A	Term H Upgrade of Smoke Evacuation System	MCM			\$	1,223,219.85	\$	1,223,219.85	86%	100.00%
			Conbuild			\$133,536.00	\$	133,536.00	11%	100.00%
			Fleites Construction			\$53,655.33	\$	53,655.33	4%	100.00%
			CJ Fire Protection			\$38,500.00	\$	38,500.00	3%	100.00%
			Gammar Air System			\$396,177.99	\$	396,177.99	32%	100.00%
			Thevenin Enterprises			\$425,345.12	\$	425,345.12	35%	100.00%
Y128A	Building 3030 D Wing Remodel	MCM			\$	419,044.36	\$	419,044.36	87%	100.00%
			Delka Innovo Group Inc			\$68,587.15	\$	68,587.15	16%	100.00%
			AAP Construction Group Inc			\$34,704.40	\$	34,704.40	8%	100.00%
			Conbuild LLC			\$31,877.00	\$	31,877.00	8%	100.00%
			Delka Innovo Group Inc			\$41,145.00	\$	41,145.00	10%	100.00%
			Delka Innovo Group Inc			\$6,183.00	\$	6,182.98	1%	100.00%
			Massu Infrasture Coatings LLC			\$9,217.00	\$	9,217.00	2%	100.00%
			AAP Construction Group Inc			\$8,370.00	\$	8,370.00	2%	100.00%
			C.J. Fire Proptection Inc			\$20,000.00	\$	20,000.00	5%	100.00%
			Airzone Inc			\$51,018.80	\$	51,018.80	12%	100.00%
			Thevenin Enterprises			\$94,215.22	\$	94,215.22	22%	100.00%
			Ameridrains			\$1,800.00	\$	1,800.00	0%	100.00%
Project #	Project Name	Prime		Start Date	Contract Award	CSBE Award	Amount Paid to GC	Amount Paid to CSBE	CSBE Part.	% Complete
U010F-7.1	New Elevator at E Satellite	MCM			\$	4,451,944.16	\$	2,882,929.85	80%	64.76%
			Ohana Construction Group			\$946,918.81	\$	845,061.20	21%	89.24%
			AAP Construction Group Inc			\$112,725.00	\$	58,067.69	3%	51.51%
			AAP Construction Group Inc			\$318,100.00	\$	226,194.90	7%	71.11%
			AAP Construction Group Inc			\$86,866.82	\$	71,254.35	2%	82.03%
			AAP Construction Group Inc			\$1,426,600.00	\$	792,558.41	32%	55.56%
			Massu Infrasture Coatings LLC			\$10,450.00	\$	5,272.50	0%	50.45%
			C.J. Fire Proptection Inc			\$39,000.00	\$	29,234.50	1%	74.96%
			All Hill Plumbing Corp			\$75,200.00	\$	63,552.69	2%	84.51%
			Airzone Inc			\$79,600.00	\$	54,806.18	2%	68.85%
			MAC 195 Engineering Corp, Inc			\$459,336.97	\$	414,618.27	10%	90.26%
			Quality Construction Performance			\$88,500.00	\$	84,075.00	2%	95.00%
V056A	Conc D Mechanical Room Mildew Remediation	MCM			\$	151,282.26	\$	151,282.26	89%	100.00%
			Conbuild, LLC			\$34,693.00	\$	34,693.00	23%	100.00%

			Gammar Air System			\$75,004.68		\$ 75,004.68	50%	100.00%
			Massu Infrasture Coatings LLC			\$25,093.00		\$ 25,093.00	17%	100.00%
	<b>Subtotal (SBE/Construction Trade Set-Aside)</b>				<b>\$ 69,068,751.74</b>	<b>\$ 52,129,232.52</b>	<b>\$ 64,792,522.67</b>	<b>\$ 50,217,933.91</b>	<b>78%</b>	

**PROJECTS WITH SBE/CONSTRUCTION GOALS**

Project #	Project Name	Prime	SBE/Const. Subcontractor	Start Date	Contract Award	SBE/Const.	Amount Paid to GC	Amount Paid to SBE/C	SBE/C Part.	% Complete
V040A-3	MIA-Sat.E Pavement Rehab-Pkg.3 Asphalt	MCM		12/28/15	\$ 1,017,073.94		\$ 1,017,073.94		6%	100.00%
	SBE/CONSTRUCTION GOAL (6%)		General Asphalt - Prime		\$ 936,354.89			\$ 936,354.89		
		SBE Firm	Quality Construction Performance			\$ 58,757.94			6%	
V040A-2	MIA-Sat.E Pavement Rehab-Pkg. 2 Concrete	MCM			\$ 3,201,675.93		\$ 3,201,675.92		15%	100.00%
	SBE/CONSTRUCTION GOAL (15%)		Cherokee Enterprises - Prime		\$ 2,959,188.43			\$ 2,959,188.43		
		SBE Firm	A&M Brothers Concrete & Drainage			\$ 617,075.00			15%	
X149A	CC G PCA 400Hz & Precooling	MCM		12/11/18	\$ 1,859,001.31		\$ 1,859,001.31		13%	100.00%
	SBE/CONSTRUCTION GOAL (12.67%)		ITW GSE Inv - Primw		\$ 1,720,510.73			\$ 1,720,510.73	13%	
			North American Const. - SBE Firm			\$ 683,617.44				
	<b>TOTAL SBE/Construction PARTICIPATION</b>				<b>\$ 6,077,751.18</b>	<b>\$ 1,359,450.38</b>	<b>\$ 6,077,751.17</b>		<b>22%</b>	

**MCC-8-10 PROJECTS WITHOUT CONTRACT MEASURES**

Project #	Project Name	Prime	Const. Subcontractor	Start Date	Contract Award	Subcontractor	Amount Paid to GC	Amount Paid to Subs		% Complete
K069B	MIA-Hotel 8th Floor Pool Demolition Phase II	DPC		12/12/12	\$ 5,713,132.12		\$ 5,713,132.12		0%	100.00%
	No Measures - Emergency Job - DPC					\$ 5,209,960.00		\$ 5,209,960.00		
730A6	MIA-NTD BHS Phase 3 Mechanical Electrical	Jordim Intl		4/23/13	\$ 4,769,054.46		\$ 4,769,054.46		0%	100.00%
	No Measures - Emergency Job - Jordim Intl					\$ 4,376,735.98		\$ 4,376,735.98		
	<b>MIA-Quick Response Project Order</b>	MCM								
SAO 1/7	MIA Aero Mexico Offices	MCM		6/13/12	\$ 16,083.17		\$ 16,083.17		89%	100.00%
			Titan Construction Group	1		\$ 9,750.00		\$ 9,750.00	61%	100.00%
			Residential Kitchen Design, Inc.	1		\$ 2,400.00		\$ 2,400.00	15%	100.00%
			Ruben Electric Tech., Inc.	1		\$ 1,498.00		\$ 1,498.00	9%	100.00%
			Ruben Electric Tech., Inc.	7		\$ 711.72		\$ 711.72	4%	100.00%
SAO 2/36	MIA Chiller Plant Tile Removal	MCM		8/16/12	\$ 69,304.36		\$ 69,304.36		67%	100.00%
			MCM - Self Performing	2/36		\$ 46,627.08		\$ 46,627.08	67%	100.00%

Community Small Business Enterprises  
CSBE Advisory Board Quarterly Report  
October 31, 2022

Project #	Project Name	Prime	Const. Subcontractor	Start Date	Contract Award	Subcontractor	Amount Paid to GC	Amount Paid to Subs	% Complete	
SAO 3	MIA Conc J Club Amer - Procure (SAO 3, 6, 26, 2)	MCM		7/20/12	\$ 139,524.09		\$ 139,524.09		80%	100.00%
			Materials Sub	3/26/27		\$ 57,238.00		\$ 57,238.00	41%	100.00%
			New Beach Partners	6		\$ 41,000.00		\$ 41,000.00	29%	100.00%
			Onabuc Inc	6		\$ 13,959.00		\$ 13,959.00	10%	100.00%
SAO 4	MIA MIC Mover Bollards/Gate Installation	MCM		10/4/12	\$ 10,586.49		\$ 10,586.49		88%	100.00%
			MCM - Self Performing	4		\$ 9,306.57		\$ 9,306.57	88%	100.00%
SAO 5/13	MIA Midfield Fire Station - Kitchen	MCM		8/10/12	\$ 69,617.49		\$ 69,617.49		89%	100.00%
			Archon Air Management	5		\$ 16,900.00		\$ 16,900.00	24%	100.00%
			Residential Kitchen Design, Inc.	5		\$ 37,700.00		\$ 37,700.00	54%	100.00%
			Materials Sub	13		\$ 7,498.22		\$ 7,498.22	11%	100.00%
SAO 8	MIA FIS Inspect. Station Int Fin	MCM		11/8/12	\$ 89,679.60		\$ 89,679.60		84%	100.00%
			Ruben Electric Tech., Inc.	8		\$ 75,500.00		\$ 75,500.00	84%	100.00%
SAO 9	MIA Conc G Phase II Layout & X-ray	MCM		2/20/13	\$ 12,279.52		\$ 12,279.52		64%	100.00%
			MPG Technical Group	9		\$ 4,600.00		\$ 4,600.00	37%	100.00%
	work was not performed		Dynalectric	9		\$ 3,240.00		\$ 3,240.00	26%	100.00%
SAO 16/63	MIA Conc H Gates 7, 9, & 11	MCM		7/31/13	\$ 3,429.23		\$ 3,429.23		92%	100.00%
			MPG Technical Group	16/63		\$ 1,000.00		\$ 1,000.00	29%	100.00%
			Dynalectric	16/63		\$ 2,160.00		\$ 2,160.00	63%	100.00%
SAO 10/20	MIA NTD FIS Security Doors Upgrade	MCM		1/8/13	\$ 112,903.44		\$ 112,903.44		90%	100.00%
			Dash Door & Closure	10/20		\$ 101,696.00		\$ 101,696.00	90%	100.00%
SAO 11	MIA NTD FIS Station Interior Finish	MCM		3/20/13	\$ 868.16		\$ 868.16		92%	100.00%
			Ruben Electric Tech., Inc.	11		\$ 800.00		\$ 800.00	92%	100.00%
SAO 12	MIA Top of Port Restauranr MIA Hotel - Flooring	MCM		2/28/13	\$ 3,311.19		\$ 3,311.19		87%	100.00%
			Supreme Ceiling & Interior	12		\$ 2,872.00		\$ 2,872.00	87%	100.00%
SAO 14	MIA OPF Building 40 & 41 Repairs & Renov	MCM		7/9/13	\$ 268,407.65		\$ 268,407.65		92%	100.00%
			A1 All Florida Painting	14		\$ 78,125.00		\$ 78,125.00	29%	100.00%
			Hernandez Metal Fabrication	14		\$ 169,020.00		\$ 169,020.00	63%	100.00%
SAO 21	MIA OPF Building 40 & 41 Repairs & Renov	MCM		1/23/14	\$ 17,702.21		\$ 17,702.21		92%	100.00%
			Hernandez Metal Fabrication	21		\$ 16,232.98		\$ 16,232.98	92%	100.00%
SAO 24/34	MIA OPF Building 40 & 41 Repairs & Renov	MCM		2/14/14	\$ 21,380.26		\$ 21,380.26		94%	100.00%
			Hernandez Metal Fabrication	24/34		\$ 20,135.00		\$ 20,135.00	94%	100.00%
SAO 17/35	MIA NTD CPB Lamps - Procurement	MCM		7/26/13	\$ 3,777.90		\$ 3,777.90		95%	100.00%
			Eglo USA Inc	17/35		\$ 3,600.00		\$ 3,600.00	95%	100.00%
SAO 18	MIA Conc H Canopy Replacement	MCM		7/26/13	\$ 121,945.90		\$ 121,945.90		92%	100.00%
			Paradise Awning	18		\$ 112,000.00		\$ 112,000.00	92%	100.00%
SAO 19	MIA NTD Backup A/C Units Installation	MCM		9/9/13	\$ 66,059.80		\$ 66,059.80		89%	100.00%
			Sunshine State Air Cond.	19		\$ 59,000.00		\$ 59,000.00	89%	100.00%

Community Small Business Enterprises  
CSBE Advisory Board Quarterly Report  
October 31, 2022

SAO 22/25	MIA Central Blvd Piers	MCM		10/31/13	\$ 17,363.20		\$ 17,363.20		92%	100.00%
			Bonded Lighting Protection	22/25		\$ 16,000.00		\$ 16,000.00	92%	100.00%
SAO 23	MIA Train Station Scaffolding	MCM		1/8/14	\$ 13,706.59		\$ 13,706.59		92%	100.00%
			Safway Service, LLC	19		\$ 12,630.47		\$ 12,630.47	92%	100.00%
SAO 28	MIA Cc Hotel Elevator - Opening for Buttons	MCM		6/11/14	\$ 3,489.35		\$ 3,489.35		92%	100.00%
			Cityworks Construction , LLC	28		\$ 3,215.40		\$ 3,215.40	92%	100.00%
<b>Project #</b>	<b>Project Name</b>	<b>Prime</b>	<b>Const. Subcontractor</b>	<b>Start Date</b>	<b>Contract Award</b>	<b>Subcontractor</b>	<b>Amount Paid to GC</b>	<b>Amount Paid to Subs</b>		<b>% Complete</b>
SAO 29	MIA Cc Hotel 3rd Floor Plumbing Work	MCM		6/11/14	\$ 76,560.86		\$ 76,560.86		92%	100.00%
			People's Plumbing	29		\$ 70,550.00		\$ 70,550.00	92%	100.00%
SAO 30	MIA Cc E Check Poibnt HVAC	MCM		6/17/14	\$ 1,247.98		\$ 1,247.98		92%	100.00%
			Sunshine State Air Cond.	30		\$ 1,150.00		\$ 1,150.00	92%	100.00%
SAO 31	MIA Chapel Cladding	MCM		4/21/14	\$ 5,078.74		\$ 5,078.74		92%	100.00%
			Architectural Cladding Spec	31		\$ 4,680.00		\$ 4,680.00	92%	100.00%
SAO 32	MIA Hotel 7th Floor Panel Access	MCM		6/11/14	\$ 1,378.75		\$ 1,378.75		92%	100.00%
			Century Fire	32		\$ 1,270.50		\$ 1,270.50	92%	100.00%
SAO 33	MIA Hotel 7th Floor Panel Access	MCM		6/11/14	\$ 12,363.33		\$ 12,363.33		83%	100.00%
			Century Fire	33		\$ 2,194.94		\$ 2,194.94	18%	100.00%
			EPIC Consultants	33		\$ 1,689.93		\$ 1,689.93	14%	100.00%
			Thevenin Enterprises	33		\$ 1,335.59		\$ 1,335.59	11%	100.00%
			Dodec Inc.	33		\$ 5,062.10		\$ 5,062.10	41%	100.00%
T044A	OPF - Bldg. 40 & 41 Repairs/Renovations	MCM			\$ 307,490.11		\$ 307,490.11		92%	100.00%
	No Measures - Emergency Job		A-1 All Florida Painting, Inc.			\$ 78,125.00		\$ 78,125.00	25%	100.00%
			Hernandez Metal Fabricators			\$ 205,368.00		\$ 205,368.00	67%	100.00%
P049A	MIA-Elevator Sump Pump @ Cc "E" Lobby	MCM		3/21/15	\$ 142,129.67		\$ 142,129.67	\$ 42,043.99	89%	100.00%
	No Measures - Emergency Job		Richlin Plumbing, Inc.			\$ 118,634.00		\$ 118,634.00	83%	100.00%
			Thevenin Enterprises, Inc.			\$ 8,470.00		\$ 8,470.00	6%	100.00%
781-016	MIA-NTD BHS Parts Storage Ramp Level MEP	MCM		12/19/14	\$ 567,754.58		\$ 567,754.58		92%	100.00%
	No Measures - Emergency Job		Coakley Mechanical Inc.			\$ 109,927.50		\$ 109,927.50	19%	100.00%
			Thevenin Enterprises, Inc.			\$ 88,895.50		\$ 88,895.50	16%	100.00%
			C. L. Elias Construction			\$ 121,838.92		\$ 121,838.92	21%	100.00%
			Fleites Construction			\$ 111,426.00		\$ 111,426.00	20%	100.00%
			Hernandez Metal Fabricators			\$ 77,500.00		\$ 77,500.00	14%	100.00%
			Century Fire			\$ 10,856.94		\$ 10,856.94	2%	100.00%
T072A-2	MIA Lower Conc. E Checkpoint Interior	MCM		9/15/15	\$ 140,009.26		\$ 140,009.26		91%	100.00%
	No Measures - Emergency Job		Senaia International			\$ 127,550.00		\$ 127,550.00	91%	
V040A-4	MIA-Satellite E Pavement Rehab- Fueling Pkg.4	Cherokee		12/28/15	\$ 13,569,746.53		\$ 13,569,746.53		0%	100.00%
	No Available SBE/Const. Firm		Cherokee Enterprises, Inc.			\$ 13,615,267.09		\$ 13,615,267.09	0%	100.00%
W-001-A	MIA Overhead Utility Bridge #36 -Emerg. Work			3/11/16	\$ 2,981,675.27		\$ 2,981,675.27		93%	100.00%

			Weathertrol			\$ 546,094.00		\$ 546,094.00	18%	100.00%
			Jador International			\$ 1,808,206.71		\$ 1,808,206.71	61%	100.00%
			Fleites Construction			\$ 408,380.22		\$ 408,380.22	14%	100.00%
			<b>Subtotal (No Measures)</b>			<b>\$ 29,349,041.26</b>	<b>\$ 28,037,584.36</b>	<b>\$ 29,349,041.26</b>	<b>\$ 28,079,628.35</b>	<b>0%</b>

	<b>TOTAL SBE/CONSTRUCTION PARTICIPATION</b>					<b>\$ 104,495,544.18</b>	<b>\$ 53,488,682.90</b>			<b>51%</b>
--	---	--	--	--	--	--------------------------	-------------------------	--	--	------------

**PROJECTS WITH DBE GOALS**

Project #	Project Name	Prime	DBE Subcontractor	Start Date	Contract Award	DBE Award	Amount Paid to GC	Amount Paid to All Subs	DBE Part.	% Complete
P046A	MIA-Central Chiller Plant Refurb. & Modif.	MCM		12/28/12	\$ 9,950,599.06		\$ 9,950,599.06	\$ 8,903,894.29	24%	100.00%
	DBE Goal (15%)		Multiple DBE Subcontractors			\$ 2,367,357.75		\$ 2,367,357.75	24%	100.00%
	<b>TOTAL DBE PARTICIPATION</b>					<b>\$ 9,950,599.06</b>	<b>\$ 2,367,357.75</b>	<b>\$ 9,950,599.06</b>	<b>\$ 2,367,357.75</b>	<b>24%</b>

	<b>TOTALS</b>					<b>\$128,560,102.65</b>	<b>\$86,580,915.49</b>	<b>\$123,738,100.57</b>	<b>\$84,711,660.87</b>	<b>68%</b>
--	---------------	--	--	--	--	-------------------------	------------------------	-------------------------	------------------------	------------

**Project A – Jackson North Medical Center  
(OHL Arellano Construction Co.)**



**JACKSON HEALTH SYSTEM**  
**JACKSON NORTH MEDICAL CENTER**  
**PROJECT NO. PROJECT A-GMP0003.00**

**Project Team**

Lino Gonzalez, Project Manager  
786-537-7618; Lino.Gonzalez@ohlna.com

Nancy Caceres, Project Administrator  
954-993-7608; Nancy.Caceres@ohlna.com

**CM SBE-C Advisory Board Update**  
**November 2022**



# OVERALL CONTRACT SCOPE OF WORK NOTICE TO PROCEED DATE : 1/15/2018 END DATE : 12/31/2021

- Renovation and expansion of existing Emergency Department into Physical Therapy Area
- Renovation of the existing Surgical Department
- Alteration of 70,697 SF of new interior finishes which includes flooring, ceilings, doors, walls, casework, A/C diffusers, lighting
- Construction of a new tank farm enclosure
- Renovation of existing Labor and Delivery Area into the New Emergency Department



**Contract Goals:**

Mentorship  
**6.31 %**

SBE-C  
**32.77%**

SBE-G/S  
**0.25%**

# PROJECT INFORMATION TO-DATE

Total dollar value of all awarded GMP's (Award/Original Amount):  <b>\$58,317,356.05</b>  <small>\$56,273,897.56 Current Contract Amount</small>	Total dollar value of Cost of Work: (Fee & GC not included)  <b>\$45,384,225.48</b>	Total dollar value contracted to SBE's to- date (all GMP's):  <b>\$16,920,211.81</b>
Total dollar value of payment received by Jackson (Paid Amount) :  <b>\$49,986,766.08</b>	Total number of GMP's:  <b>6</b>	Total number of SBE's contracted to date (all GMP's):  <b>22</b>
Total percentage contracted all SBE's to-date: <b>37%</b> (Total dollar value contracted to SBE's divided by total dollar value cost of work equals SBE percentage)		<b>GMP Requirement 32.77%</b>

# SBE BREAKOUT TO-DATE

<p>Total \$ contracted SBE-C's</p> <p><b>\$16,920,211.81</b></p>	<p>Total % contracted SBE-C's</p> <p><b>37%</b> <small>GMP Requirement 32.77%</small></p>	<p>Total \$ paid-to-date SBE-C's</p> <p><b>\$15,941,762.80</b></p>	<p>Total % paid-to-date SBE-C's</p> <p><b>94%</b></p>
<p>Total \$ contracted SBE-G/S</p> <p><b>\$558,692.86</b></p>	<p>Total % contracted SBE-G/S</p> <p><b>1%</b> <small>GMP Requirement 0.25%</small></p>	<p>Total \$ paid-to-date SBE-G/S</p> <p><b>\$558,692.86</b></p>	<p>Total % paid-to-date SBE-G/S</p> <p><b>98%</b></p>
<p>Total \$ contracted Mentor Protégé</p> <p><b>\$2,103,669.23</b> <small>CM Contract amount \$58,471,586.05</small></p>	<p>Total % contracted Mentor Protégé</p> <p><b>15%</b> <small>GMP Requirement 6.31%</small></p>	<p>Total \$ paid-to-date Mentor Protégé</p> <p><b>\$2,024,018.58</b></p>	<p>Total % paid-to-date Mentor Protégé</p> <p><b>96%</b></p>

# SBE-CONSTRUCTION BREAKDOWN (LIST ALL FIRMS)

Subcontractor	Project	Original Contract Amount with Change Order	Amount Paid to Date	Demographic Data
<b>Al Hill Plumbing</b>	JNMC-PH 2	\$1,417,728.14 (8.93%)	\$1,406,588.44 (0.99%)	<b>African American/Male</b>
<b>Bella Fiore Landscaping</b>	JNMC-PH 3	\$177,094.24 (1.05%)	\$165,864.52(0.94%)	<b>Hispanic/Female</b>
<b>CJ Fire Protection</b>	JNMC-PH 1 JNMC-PH 3	\$610,039.67 (3.61%)	\$583,991.50 (0.96%)	<b>African American/Male</b>
<b>Gomez Fence</b>	JNMC-PH1	\$980 (0.01%)	\$980 (100%)	<b>Hispanic/Male</b>
<b>Gomez Quality Insulation/Comfort Tech</b>	JNMC-PH 1 JNMC-PH 2 JNMC-PH 3	\$603,235.00 (3.80%)	\$489,536 (0.81%)	<b>Hispanic/Male</b>

# SBE-CONSTRUCTION BREAKDOWN (CONTINUED)

Subcontractor	Project	Original Contract Amount with Change Order	Amount Paid to Date	Demographic Data
Imperial Flooring	JNMC-PH 1 JNMC-PH 3	\$871,841.65 (5.49%)	\$824,205.42 (0.94%)	Hispanic/Male
Franklin Flooring	JNMC-PH 2	\$107,719.38(0.68%)	\$94,625.92 (0.88%)	African American/Male
Mars Contractors, Inc	JNMC-PH 1 JNMC-PH 3	\$4,460,072.93 (28.06%)	\$4,170,958.91 (0.94%)	African American/Female
MCR Mechanical/Summa Metals	JNMC-PH 2	\$24,000 (0.15%)	\$24,000 (100%)	Caucasian/Male
Massu Infrastructure	JNMC-PH 3	\$195,197.73 (1.23%)	\$185,437.84 (0.95%)	Hispanic/Male

# SBE-CONSTRUCTION BREAKDOWN (CONTINUED)

Subcontractor	Project	Original Contract Amount with Change Order	Amount Paid to Date	Demographic Data
<b>Office Furniture by Tempo</b>	JNMC-PH 2 JNMC-PH 3	\$785,709.65 (4.94%)	\$746,424.17 (0.95%)	Hispanic/Male
<b>Salomon Roofing</b>	JNMC-PH 1 JNMC-PH 2 JNMC-PH 3	\$976,590.31 (6.14%)	\$930,356.94 (0.95%)	Caucasian/Male
<b>Solutions Construction</b>	JNMC-PH 1 JNMC-PH 2 JNMC-PH 3	\$827,256.62 (5.20%)	\$757,290.55 (0.90%)	Hispanic/Male
<b>Supreme Ceiling</b>	JNMC-PH 3	\$561,097.31 (3.53%)	\$532,091.72 (0.95%)	African American/Male
<b>Electrical Alliance/Road Runner</b>	JNMC-PH 2	\$357,924.77 (2.25%)	\$357,924.77 (100%)	Caucasian/Male

# SBE-CONSTRUCTION BREAKDOWN (CONTINUED)

Subcontractor	Project	Original Contract Amount with Change Order	Amount Paid to Date	Demographic Data
Tropical Electric/ E-Tech	JNMC-PH 3	\$154,963.64 (0.88%)	\$147,216.00 (0.95%)	Hispanic/Male
Real Master Construction (RMC)	JNMC-PH 1 JNMC-PH 3	\$3,842,894.02 (23.94%)	\$3,626,148.10 (0.90%)	Caucasian/Male
W&R Construction	JNMC-PH 2	\$24,950.66 (0.16%)	\$22,185.59 (0.89%)	Hispanic/Male
Renco Demolition	JNMC-PH 2	\$159,174.15 (0.94%)	\$159,174.15 (1%)	African American/Male
Sepi Painting	JNMC-PH1 JNMC-PH 2 JNMC-PH 4	\$630,864.04 (3.73%)	\$590,038.50 (94%)	Hispanic/Male



# SBE-CONSTRUCTION BREAKDOWN:

Subcontractor	Project	Original Contract Amount with Change Order	Amount Paid to Date	Demographic Data
Solares Electric	JNMC-PH 1	\$81,032.90 (0.48%)	\$76,891.26 (95%)	Hispanic/Male
Gomez Quality/Mars Contractors	JNMC-PH 4	\$49,595.00 (0.29%)	\$49,595.00 (100%)	Hispanic/Male
<b>SBE Total:</b>		<b>\$16,920,211.81</b>	<b>\$15,941,762.80</b>	

Total \$ contracted SBE-C's	Total % contracted SBE-C's	GMP Requirement 32.77%	Total \$ paid-to-date SBE-C's	Total % paid-to-date SBE-C's
<b>\$ 16,920,211.81</b>	<b>37 %</b>		<b>\$ 15,941,762.80</b>	<b>94%</b>

## **SBE-CONSTRUCTION DEMOGRAPHIC DATA**

### **TOTAL NUMBER OF FIRMS: #22 PROJECT TOTAL \$16,920,211.81**

11 Hispanic-owned  
(25% of SBE-C)  
\$4,225,876.89

5 African-American owned  
(17% of SBE-C)  
\$2,855,758.65

4 Caucasian owned  
(31% of SBE-C)  
\$5,201,409.10

2 Woman-owned  
(27% of SBE-C)  
\$4,637,167.17

# SBE-GOODS & SERVICES BREAKDOWN (LIST ALL FIRMS)

Subcontractor	Project	Original Contract Amount with Change Order	Amount Paid to Date	Demographic Data
Mark Products USA	JNMC-PH 1	\$465,922.89 (0.83%)	\$457,621.34 (98%)	Caucasian/Male
Cube Care	JNMC-PH 2 JNMC-PH 3	\$76,040.85 (0.14%)	\$73,496.88 (97%)	Hispanic/Female
Schedule 10	JNMC-PH 3	\$16,729.12 (0.03%)	\$15,056.21 (90%)	Caucasian/Female
<b>SBE-G/S Total:</b>		<b>\$558,692.86</b>	<b>\$546,174.43</b>	

Total \$ contracted  
SBE-G/S's

**\$ 558,692.86**

Total % contracted  
SBE-G/S's

**1%**

GMP Requirement  
0.25%

Total \$ paid-to-date  
SBE-G/S's

**\$ 546,174.43**

Total % paid-to-date  
SBE-G/S's

**98%**

# SBE-GOODS & SERVICES DEMOGRAPHIC DATA

## TOTAL NUMBER OF FIRMS: 3 PROJECT TOTAL \$558,692.86

0 Hispanic-owned  
(0% of SBE-G&S)

0 African-American owned  
(0% of SBE-G&S)

1 Caucasian owned  
(83% of SBE-G&S)  
\$465,922.89

2 Woman-owned  
(17% of SBE-G&S)  
\$92,769.97

# SBE MENTOR-PROTÉGÉ BREAKDOWN (LIST ALL FIRMS)

Subcontractor	Project	Original Contract Amount with Change Order	Amount Paid to Date	Demographic Data
<b>Asset Management (Messam Construction)</b>	JNMC-PH 1 JNMC-PH 2 JNMC-PH 3 JNMC-PH 4	\$2,103,669.23	\$2,024,018.58	African American/Female
<b>SBE Mentor-Protégé Total:</b>		\$2,103,669.23	\$2,024,018.58	

Total \$ contracted  
Mentor Protégé

**\$2,103,669.23**

Total % contracted  
Mentor Protégé

**15 %**

GMP Requirement  
6.31%

Total \$ paid-to-date  
Mentor Protégé

**\$2,024,018.58**

Total % paid-to-date  
Mentor Protégé

**96%**

# SBE MENTOR-PROTÉGÉ DEMOGRAPHIC DATA

## TOTAL NUMBER OF FIRMS: #1 PROJECT TOTAL \$2,103,669.23

0 Hispanic-owned  
(0% of SBE)

0 African-American owned  
(0% of SBE)

0 Caucasian owned  
(0% of SBE)

1 Woman-owned  
(100% of SBE)  
\$2,024,018.58

# NON-SBE FIRMS BREAKDOWN (LIST ALL FIRMS)

Subcontractor	Project	Original Contract Amount with Change Order	Amount Paid to Date	Demographic Data
<b>All Metals</b>	JNMC-PH 2	\$13,713 (0.07%)	\$12,341.70 (90%)	Hispanic /Male
<b>AlliedBean Demolition</b>	JNMC-PH 1 JNMC-PH 3	\$789,417.59 (3.86%)	\$728,405.55 (92%)	Caucasian/ Male
<b>Ancient Mariner</b>	JNMC-PH 1 JNMC-PH 2	\$70,367 (0.34%)	\$51,856.76 (74%)	Caucasian/ Male
<b>B&amp;B Rolling Door</b>	JNMC-PH 3	\$15,384.00 (0.07%)	\$14,614.80 (95%)	Hispanic/ Male
<b>Bergolla Inc</b>	JNMC-PH 1 JNMC-PH 2	\$206,780.21 (1.01%)	\$192,634.45 (93%)	Hispanic/ Male
<b>Calima</b>	JNMC-PH 3	\$131,981 (0.64%)	\$83,815.92 (64%)	Hispanic/ Male
<b>Comfort Tech</b>	JNMC-PH 1 JNMC-PH 2 JNMC-PH 3	\$6,060,189.51 (29.47%)	\$5,798,382.98 (96%)	Hispanic/ Female

# NON-SBE FIRMS BREAKDOWN (LIST ALL FIRMS)

Subcontractor	Project	Original Contract Amount with Change Order	Amount Paid to Date	Demographic Data
<b>Cooks &amp; Boardman</b>	JNMC-PH 2	\$9,278 (0.05%)	\$8,350.20 (90%)	Caucasian/ Male
<b>Creative Terrazzo</b>	JNMC-PH 1 JNMC-PH 2	\$108,715(0.53%)	\$102,849.25 (95%)	Caucasian/ Male
<b>DBKP Construction</b>	JNMC-PH 3	\$41,676 (0.20%)	\$39,592.20 (95%)	Caucasian/ Male
<b>E-Tech Electric</b>	JNMC-PH 1 JNMC-PH 2 JNMC-PH 3	\$5,371,607.46(26.12%)	\$5,033,530.78 (94%)	Hispanic/ Male
<b>Inpro</b>	JNMC-PH 1 JNMC-PH 2	\$444,184.12 (2.16%)	\$380,188.27 (77%)	Caucasian/ Male
<b>Lotspiech</b>	JNMC-PH 2 JNMC-PH 3	\$226,545 (1.10%)	\$218,170.80 (96%)	Caucasian/ Male
<b>Mills &amp; Nebraska</b>	JNMC-PH 1, 2 , 3	\$1,438,104.89 (7%)	\$1,366,199.68 (94%)	Caucasian/ Female



# NON-SBE FIRMS BREAKDOWN (LIST ALL FIRMS)

Subcontractor	Project	Original Contract Amount with Change Order	Amount Paid to Date	Demographic Data
<b>Modular Services</b>	JNMC-PH 3	\$132,043.84 (0.64%)	\$125,441.64 (95%)	Caucasian/ Female
<b>Mortech</b>	JNMC-PH 1	\$56,083.34 (0.27%)	\$56,083.34 (100%)	Caucasian/ Male
<b>MP Fire Stop</b>	JNMC-PH 2	\$42,549 (0.21%)	\$42,549 (100%)	Hispanic/ Male
<b>O&amp;R Construction</b>	JNMC-PH 3	\$348,411.76 (1.69%)	\$330,990.87 (95%)	Hispanic/ Male
<b>Paramount Drywall</b>	JNMC-PH 2	\$1,014,446.56 (4.93%)	\$1,014,446.56 (100%)	Hispanic/ Male
<b>Pawling Corp</b>	JNMC-PH 1 JNMC-PH 3	\$3,287.01 (0.02%)	\$2,367.91 (72%)	Caucasian/ Male
<b>Pena Alum</b>	JNMC-PH 1 JNMC-PH 2 JNMC-PH 3	\$234,069 (1.14%)	\$225,218.95 (96%)	Hispanic/ Male

# NON-SBE FIRMS BREAKDOWN (LIST ALL FIRMS)

Subcontractor	Project	Original Contract Amount with Change Order	Amount Paid to Date	Demographic Data
Perfection Architectural	JNMC-PH 3	\$13,600 (0.07%)	\$11,340 (83%)	Caucasian/ Male
Poblocki	JNMC-PH 3	\$227,270.04 (1.11%)	\$140,230.71 (62%)	Caucasian/ Male
Resource for Floors	JNMC-PH 2	\$234,404.88 (1.19%)	\$234,220.11 (100%)	Caucasian/ Male
Road Runner	JNMC-PH 2	\$1,715,574.98 (8.71%)	\$1,710,886.98 (100%)	Hispanic/ Male
Stanley Doors	JNMC-PH 3	\$269,761 (1.37%)	\$226,273.26 (84%)	Caucasian/ Male
Storage Craft	JNMC-PH 3	\$30,106 (0.15%)	\$24,928.20 (83%)	Caucasian/ Male
Summa Metals	JNMC-PH 2	\$198,053.44 (1.01%)	\$198,053.44 (100%)	Caucasian/ Male
Strut Tech	JNMC-PH 2 JNMC-PH 3	\$90,166 (0.46%)	\$86,456 (96%)	Caucasian/ Male

# NON-SBE FIRMS BREAKDOWN (LIST ALL FIRMS)

Subcontractor	Project	Original Contract Amount with Change Order	Amount Paid to Date	Demographic Data
SwissLog	JNMC-PH 2	\$63,637 (0.31%)	\$63,637 (100%)	Caucasian/ Male
Wausau Tile	JNMC-PH 3	\$21,339.59 (0.10%)	\$20,272.61 (95%)	Caucasian/ Male
Wittrock	JNMC-PH 2	\$66,939 (0.33%)	\$60,342.91 (90%)	Caucasian/ Male
<b>Non-SBE Total:</b>		<b>\$19,689,685.22</b>	<b>\$18,604,672.83</b>	

Total \$ contracted  
Non-SBE

**\$16,689,685.22**

Total % contracted  
Non-SBE

**35%**

Total \$ paid-to-date  
Non-SBE

**\$ 18,604,672.83**

Total % paid-to-date  
Non-SBE

**94%**

## **NON-SBE DEMOGRAPHIC DATA**

### **TOTAL NUMBER OF FIRMS: #32 PROJECT TOTAL \$19,689,685.22**

9 Hispanic-owned  
(37% of Non-SBE)  
\$7,378,941.99

0 African-American owned  
(0% of Non-SBE)  
\$0.00

22 Caucasian owned  
(32% of Non-SBE)  
\$6,250,553.72

1 Woman-owned  
(31% of Non-SBE)  
\$6,060,189.51

# DEMOGRAPHIC DATA

## SBE VS NON-SBE FIRMS: SBE 22 – NON SBE 32

### SBE Firms = \$16,920,211.81

11 Hispanic-owned  
(25% of SBE-C and G&S)  
\$4,225,876.89

5 African-American owned  
(16% of SBE-C and G&S)  
\$2,855,758.65

5 Caucasian owned  
(33% of SBE-C and G&S)  
\$5,201,409.10

4 Woman-owned  
(26% of SBE-C and G&S)  
\$4,637,167.17

### Non-SBE Firms = \$19,689,685.22

9 Hispanic-owned  
(37% of Non-SBE)  
\$7,378,941.99

0 African-American owned  
(0% of Non-SBE)  
\$0.00

22 Caucasian owned  
(32% of Non-SBE)  
\$6,250,553.72

1 Woman-owned  
(31% of Non-SBE)  
\$6,060,189.51

# ISSUE/CONCERN WITH SBEs/SBE PROGRAM

- No current issues or concerns

# THANK YOU



**Project B- Jackson West Medical Center  
(W.G. Yates Construction)**



## JACKSON HEALTH SYSTEM

PROJECT NAME PROJECT B: JACKSON WEST MEDICAL CENTER

PROJECT NO. 4107476-0-CAPS

### Project Team

Lawrence Dow, Controller  
901-684-2606, [ldow@wgyates.com](mailto:ldow@wgyates.com)

Nick Nowell, Project Executive  
228-348-2145, [nnowell@wgyates.com](mailto:nnowell@wgyates.com)

Jinet Pulliam, Accounting Manager  
305-505-0784, [jpulliam@wgyates.com](mailto:jpulliam@wgyates.com)

## CM SBE-C Advisory Board Update

November 21st, 2022



# OVERALL CONTRACT SCOPE OF WORK NOTICE TO PROCEED DATE : 3/6/2018 END DATE : IN CLOSEOUT

- 27-Acre campus
- 100-Bed acute care hospital
- Medical office building
- Parking garage
- Central energy plant
- 998,300 SF facility
- Includes:
  - Primary and specialty children's clinic
  - Adult specialty clinic
  - Imaging and diagnostics
  - Emergency department
  - Children's ambulatory pavilion



## Contract Goals:

Mentorship  
**6.31 %**

SBE-C  
**34.05%**

SBE-G/S  
**0.25%**

# PROJECT INFORMATION TO-DATE

Total dollar value of all awarded GMP's:  <b>\$210,367,354</b>	Total dollar value of Cost of Work:  <b>\$191,579,160</b>	Total dollar value contracted to SBE's to- date (all GMP's):  <b>\$65,859,400</b>
Total dollar value of payment received by Jackson:  <b>\$187,281,861.11</b>	Total number of GMP's:  <b>10</b>	Total number of SBE's contracted to date (all GMP's):  <b>26</b>

Total percentage contracted all SBE's to-date: **34.38%** (Excludes Mentor-Protégé %)

(Total dollar value contracted to SBE's divided by total dollar value cost of work equals SBE percentage)

# SBE BREAKOUT TO-DATE

Total \$ contracted SBE-C's	Total % contracted SBE-C's	Total \$ paid-to-date SBE-C's	Total % paid-to-date SBE-C's
<b>\$64,515,890</b>	<b>33.68%</b>	<b>\$65,352,869</b>	<b>34.11%</b>
Total \$ contracted SBE-G/S	Total % contracted SBE-G/S	Total \$ paid-to-date SBE-G/S	Total % paid-to-date SBE-G/S
<b>\$1,343,510</b>	<b>0.70%</b>	<b>\$1,343,510</b>	<b>0.70%</b>
Total \$ contracted Mentor Protégé	Total % contracted Mentor Protégé	Total \$ paid-to-date Mentor Protégé	Total % paid-to-date Mentor Protégé
<b>\$1,510,862</b>	<b>14.87% OF GCS</b>	<b>\$1,510,862</b>	<b>14.87% OF GCS</b>

# SBE-CONSTRUCTION BREAKDOWN (LIST ALL FIRMS)

Subcontractor	Project	Original Contract Amount with Change Order	Amount Paid to Date	Demographic Data
A-1 All Florida Painting, Inc	B	\$1,737,041	\$1,810,315	Hispanic
Titan Construction Group	B	\$710,809	\$710,809	African-American
Trojan Builders Inc	B	\$5,485,979	\$5,485,979	Caucasian
EM & G Firestopping and Life Safety Consultants	B	\$1,191,668	\$1,191,668	Hispanic
Epic Consultants	B	\$7,901,992	\$7,901,992	Hispanic

# SBE-CONSTRUCTION BREAKDOWN (CONTINUED)

Subcontractor	Project	Original Contract Amount with Change Order	Amount Paid to Date	Demographic Data
The Go 2 Guy	B	\$4,359,404	\$4,359,404	Hispanic
Gomez & Son Fence	B	\$106,212	\$106,212	Hispanic
Imperial Flooring Solutions	B	\$3,877,719	\$4,129,306	Woman
Coakley Mechanical	B	\$2,587,168	\$2,587,168	African-American
Gomez Quality Insulation	B	\$2,173,431	\$2,173,431	Hispanic

# SBE-CONSTRUCTION BREAKDOWN (CONTINUED)

Subcontractor	Project	Original Contract Amount with Change Order	Amount Paid to Date	Demographic Data
Jarod Construction Services	B	\$14,605,263	\$15,117,381	Hispanic
JJAS Door Installations	B	\$3,309,619	\$3,309,619	Hispanic
Master Painting and Solutions	B	\$60,633	\$60,633	Hispanic
Solution Construction	B	\$7,848,057	\$7,848,057	Hispanic
All Quality Electrical Services	B	\$2,754,726	\$2,754,726	African-American

# SBE-CONSTRUCTION BREAKDOWN (CONTINUED)

Subcontractor	Project	Original Contract Amount with Change Order	Amount Paid to Date	Demographic Data
EM & G Firestopping & Life Safety Consultants	B	\$158,549	\$158,549	Hispanic
Tropical Electric	B	\$5,217,627	\$5,217,627	African-American
Osorno Group	B	\$429,943	\$429,943	Hispanic

<b>Total \$ contracted SBE-C's</b>	<b>Total % contracted SBE-C's</b>	<b>Total \$ paid-to-date SBE-C's</b>	<b>Total % paid-to-date SBE-C's</b>
<b>\$ 64,515,890</b>	<b>33.68 %</b>	<b>\$ 65,352,869</b>	<b>34.11%</b>



# SBE-CONSTRUCTION DEMOGRAPHIC DATA

## TOTAL NUMBER OF FIRMS: 18

Total \$ contracted SBE-C's - \$64,515,890  
Total % contracted SBE-C's – 33.68%

12 Hispanic-owned  
\$43,881,862 Contracted  
68.02% of SBEC Contracted

4 African-American owned  
\$11,270,330 Contracted  
17.47% of SBEC Contracted

1 Caucasian owned  
\$5,485,979 Contracted  
8.50% of SBEC Contracted

1 Woman-owned  
\$3,877,719 Contracted  
6.01% of SBEC Contracted

# SBE-GOODS & SERVICES BREAKDOWN (LIST ALL FIRMS)

Subcontractor	Project	Original Contract Amount with Change Order	Amount Paid to Date	Demographic Data
Aaron Industrial Safety	B	\$17,264	\$17,264	Unknown
JML Irrigation & Landscaping	B	\$451,978	\$451,978	Hispanic
Doral Digital Reprographics	B	\$32,611	\$32,611	Hispanic
Go Green Document Solutions	B	\$14,166	\$14,166	African-American
Integrity Janitorial Services Corp	B	\$296,561	\$296,561	African-American
Lehman Pipe and Supply	B	\$83,953	\$83,953	Caucasian
Lehman Pipe and Supply	B	\$431,290	\$431,290	Caucasian
Stonegate Allied Services	B	\$15,687	\$15,687	African-American

Total \$ contracted  
SBE-G/S's

**\$1,343,510**

Total % contracted  
SBE-G/S's

**0.70%**

Total \$ paid-to-date  
SBE-G/S's

**\$1,343,510**

Total % paid-to-date  
SBE-G/S's

**0.70%**

# SBE-GOODS & SERVICES DEMOGRAPHIC DATA

## TOTAL NUMBER OF FIRMS: 8

Total \$ contracted SBE-G/S's - \$1,343,510  
Total % contracted SBE-G/S's – 0.70%

2 Hispanic-owned  
\$484,589 Contracted  
36.07% of G&S Contracted

3 African-American owned  
\$326,414 Contracted  
24.30% of G&S Contracted

2 Caucasian owned  
\$515,243 Contracted  
38.35% of G&S Contracted

0 Woman-owned

1 Unknown-owned  
\$17,264 Contracted  
1.28% of G&S Contracted

# SBE MENTOR-PROTÉGÉ BREAKDOWN (LIST ALL FIRMS)

Subcontractor	Project	Original Contract Amount with Change Order	Amount Paid to Date	Demographic Data
Lego Construction	B	\$932,145	\$932,145	Hispanic
Lunacon Construction	B	\$578,717	\$578,717	Hispanic
<b>SBE Mentor-Protégé Total:</b>		<b>\$1,510,862</b>	<b>\$1,510,862</b>	

Total \$ contracted  
Mentor Protégé

**\$1,510,862**

Total % contracted  
Mentor Protégé

**14.87% OF GCS**

Total \$ paid-to-date  
Mentor Protégé

**\$1,510,862**

Total % paid-to-date  
Mentor Protégé

**14.87% OF GCS**

# DEMOGRAPHIC DATA

## SBE FIRMS: 26

### SBE Firms = 26

14 Hispanic-owned

\$44,366,451 Contracted, 67.37% of SBE Contracted

7 African-American owned

\$11,596,744 Contracted, 17.61% of SBE Contracted

3 Caucasian owned

\$6,001,222 Contracted, 9.11% of SBE Contracted

1 Woman-owned

\$3,877,719 Contracted, 5.89% of SBE Contracted

0 Unknown-Owned

# DEMOGRAPHIC DATA

## SBE VS NON-SBE FIRMS: 26 VS 32

### SBE Firms = \$65,859,400

14 Hispanic-owned  
(67.37% of SBE-C and G&S)  
\$44,366,451

7 African-American owned  
(17.61% of SBE-C and G&S)  
\$11,596,744

3 Caucasian owned  
(9.11% of SBE-C and G&S)  
\$6,001,222

1 Woman-owned  
(5.89% of SBE-C and G&S)  
\$3,877,719

1 Unknown-Owned  
(0.03% of SBE-C and G&S)  
\$17,264

### Non-SBE Firms = \$125,719,760

Demographic Information is Not Known

# ISSUE/CONCERN WITH SBEs/SBE PROGRAM

- None

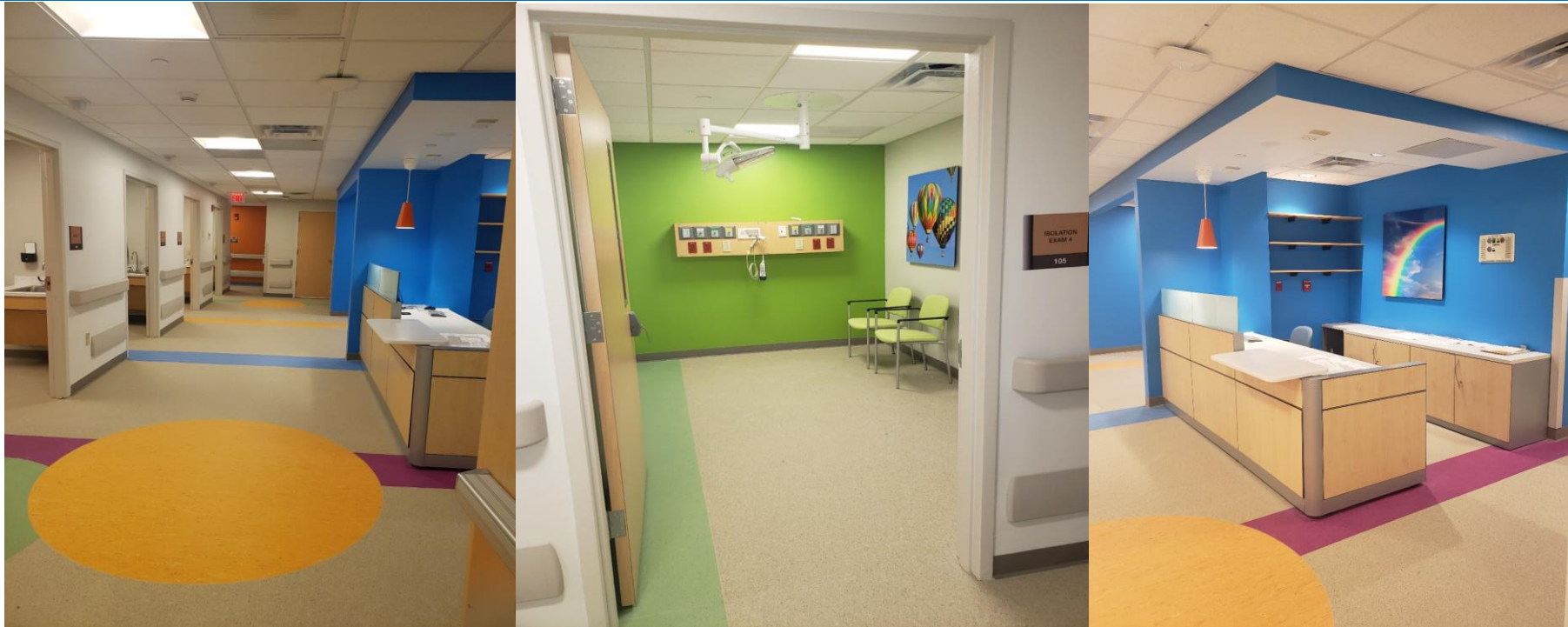
THANK YOU



**Project E- Jackson South Medical Center  
(Turner Construction Company)**

# JACKSON HEALTH SYSTEM JHS SOUTH & MOB TENANT SPACES PROJECT "E"

## CM SBE-C Advisory Board Update November 2022



### Project Team

Kumiko Tanizaki, Project Engineer – JHS South  
786-531-5468, ktanizaki@tcco.com

Roody Numa, Project Manager – MOB Tenant Spaces  
786-261-3983,  
rnuma@tcco.com

Ben Baron, Project Engineer – MOB Tenant Spaces  
786-510-2168, bbaron@tcco.com

Eric Van Hook, Project Executive  
646-634-6100;  
evanhook@tcco.com

## JHS SOUTH – OVERALL CONTRACT

### SCOPE OF WORK

**NOTICE TO PROCEED DATE : 1/1/2018**

**END DATE : 2/28/22**

Build out of the following areas:

- LDRP, CCS, PED's, AANNEX, OB, C-SECTION, MED SURGE SOUTH, BH.
- New Roof
- CEP East and West Building Upgrades

## Contract Goals: JHS South

Mentorship	SBE-C	SBE-G/S
6.31 %	32.77%	0.25%

## MOB TENANT SPACES – OVERALL CONTRACT SCOPE OF WORK

**NOTICE TO PROCEED DATE: 3/18/21**

**END DATE (TCO Completed): 9/3/21**

Build out of the following areas:

- Pediatric's, Obstetris, Bariatric, Orthopedics, and Rehab Suite.

Scope of Work

- Framing/Drywall, New Domestic/Sanitary Plumbing, New Overhead Lighting, Fire Alarm, Adding On To Existing HVAC Systems, Division 10, and New Flooring

## Contract Goals: MOB Tenant Space

SBE-C	SBE-G/S
32.77%	0.25%

# PROJECT INFORMATION TO-DATE

**Total dollar value of all awarded GMP's**

**\$36,366,401.08**

(JHS South & MOB Tenant Spaces)

JHS \$32,394,323.08

MOB \$3,972,078.00

**Total dollar value of payment received by Jackson:**

**\$34,341,563.08**

JHS South \$30,553,284.66

MOB Tenant Spaces \$3,788,278.42

**Total dollar value of Cost of Work**

**\$31,027,408.48**

(Includes JHS South & MOB Tenant Spaces)

JHS \$27,908,596.56

MOB \$3,118,811.92

**Total number of GMP's:**

**4 – ICU**

**CEP**

**PH2**

**MOB Tenant Spaces**

**Total dollar value contracted to SBE's to-date (all GMP's):**

**\$9,621,609.42**

(Includes JHS South & MOB Tenant Spaces)

JHS - \$8,500,556.78

MOB - \$1,121,053.64

**Total number of SBE's contracted to date (all GMP's):**

**20 SBE-Con**

(3 - SBE's worked in JHS South & MOB)

**Total percentage contracted all SBE's to-date: 31.97% Construction (Includes JHS South & MOB)**

(Total dollar value contracted to SBE's divided by total dollar value cost of work equals SBE percentage)

# JHS SOUTH & MOB SBE BREAKOUT TO-DATE

<p>Total \$ contracted SBE-C's</p> <p><b>\$8,687,488.89</b></p> <p>JHS South \$7,581,632.9 MOB \$1,105,855.99</p>	<p>Total % contracted SBE-C's</p> <p><b>30.20%</b></p> <p>JHS South 25.13% MOB 2.84%</p>	<p>Total \$ paid-to-date SBE-C's</p> <p><b>\$7,576,329.47</b></p> <p>JHS South \$6,730,988.91 MOB \$846,808.56</p>	<p>Total % paid-to-date SBE-C's</p> <p><b>80.13%</b></p> <p>JHS South 81.04% MOB 77.31%</p>
<p>Total \$ contracted SBE-G/S</p> <p><b>\$167,451.96</b></p> <p>JHS South \$141,702.46 MOB \$25,750.50</p>	<p>Total % contracted SBE-G/S</p> <p><b>0.56%</b></p> <p>JHS South 0.55% MOB 0.007%</p>	<p>Total \$ paid-to-date SBE-G/S</p> <p><b>\$167,351.96</b></p> <p>JHS South \$141,601.46 MOB \$25,750.50</p>	<p>Total % paid-to-date SBE-G/S</p> <p><b>99.94%</b></p> <p>JHS South 99.93% MOB 100%</p>
<p>Total \$ contracted Mentor Protégé</p> <p><b>\$403,996.68</b></p> <p>COW: \$4,520,845.90 CM Amount: \$5,016,945.34</p>	<p>Total % contracted Mentor Protégé</p> <p><b>8.936%</b></p>	<p>Total \$ paid-to-date Mentor Protégé</p> <p><b>\$403,996.68</b></p>	<p>Total % paid-to-date Mentor Protégé</p> <p><b>100%</b></p>

# SBE-CONSTRUCTION BREAKDOWN (LIST ALL FIRMS)

Subcontractor	Project	Contract Amount	Paid to date	Demographic Data
A-1 All Florida Painting	JHS "E" PH2	\$303,417.97	\$287,848.86	Hispanic American/Male
American Structural Corp.	JHS "E" PH2	\$348,658.76	\$313,792.88	Hispanic American/Male
Amion Enterprises	JHS "E" PH2	\$792,694.39	\$747,967.07	Hispanic American/Male
Epic Consultants	JHS "E" ICU/PH2	\$3,582,711.38	\$3,436,014.22	Hispanic American/Male
DL Renovations	JHS "E" PH2	\$192,000.00	\$179,440.48	Hispanic American/Male
Florida Electrical Contractors	JHS "E" ICU/PH2	\$165,729.00	\$149,040.91	Hispanic American/Male
Global Communications Security	JHS ICU/PH2	\$56,759.70	\$51,708.80	Hispanic American/Male
Jampro Demolition	JHS PH2	\$100,000.00	\$97,918.87	African American/Male
JJAS Door Installations	JHS PH2	\$21,580.00	\$9,236.25	Hispanic American/Woman
J.T. Equipment Services	JHS PH2	\$10,514.00	\$0.00	White American/Male
Osorno Group	JHS ICU/PH2	\$446,196.00	\$459,906.42	Hispanic American/Male
Victoria Electric	JHS ICU/PH2	\$1,550,571.70	\$1,182,352.42	Hispanic American/Male
World of Frameless Glass	JHS ICU	\$10,800.00	\$10,800.00	Hispanic American/Male

# SBE-CONSTRUCTION BREAKDOWN (CONTINUED)

Subcontractor	Project	Contract Amount	Paid to date	Demographic Data
A-1 All Florida Painting	MOB Tenant Spaces	\$93,688.21	\$92,902.52	Hispanic American/Male
Hurricane Resistant Construction	MOB Tenant Spaces	\$35,000.00	\$35,000.00	White American/Woman
Florida Electrical Group	MOB Tenant Spaces	\$26,935.21	\$11,837.94	Hispanic American/Male
Merrick Industrial Management	MOB Tenant Spaces	\$640,061.65	\$630,974.18	White American/Male
Tropical Electric, Inc.	MOB Tenant Spaces	\$281,200.98	\$124,895.85	African American/Male
Osorno Group	MOB Tenant Spaces	\$14,680.00	\$14,680.00	Hispanic American/Male
Brophy Associates, Inc. DBA Direct Digital Concepts	MOB Tenant Spaces	\$14,289.94	\$14,289.94	Hispanic American/Male

# SBE-CONSTRUCTION DEMOGRAPHIC DATA

## TOTAL NUMBER OF FIRMS: 20 \$9,454,157.46

14-Hispanic Owned Firms  
(88% or \$7,620,712.26)

2-African American Owned  
Firms  
(5% or \$381,200.98)

2-Caucasian Owned Firms  
(9% or \$685,875.65)

2-Woman Owned  
(1% or \$56,580.00)



# SBE-GOODS & SERVICES BREAKDOWN (LIST ALL FIRMS)

Subcontractor	Project	Contract Amount	Paid to date	Demographic Data
Cannonball Services USA	JHS "E"	\$147,460.46	\$147,460.46	African American/Male
Cannonball Services USA	MOB Tenant Spaces	\$22,887.75	\$22,887.75	African American/Male

## SBE-GOODS & SERVICES DEMOGRAPHIC DATA

**TOTAL NUMBER OF FIRMS: 01 \$170,348.21**

0 Hispanic-owned  
(0% of SBE-G&S)

1 African-American owned  
(100% or \$170,348.21)

0 Caucasian owned  
(0% of SBE-G&S)

0 Woman-owned  
(0% of SBE-G&S)

# SBE MENTOR-PROTÉGÉ BREAKDOWN (LIST ALL FIRMS)

Subcontractor	Project	Contract Amount	Paid to date	Demographic Data
MCO Construction	JHS "E"	\$403,996.68	\$403,996.68	African American/Female

## SBE MENTOR-PROTÉGÉ DEMOGRAPHIC DATA

**TOTAL NUMBER OF FIRMS: 01 \$403,996.68**

0 Hispanic-owned  
(0% of SBE)

1 African-American owned  
(100% of SBE \$403.996.68)

0 Caucasian owned  
(0% of SBE)

1 Woman-owned  
(100% of SBE)  
\$403,996.68

# NON-SBE FIRMS BREAKDOWN (LIST ALL FIRMS)

Subcontractor	Tier	Scope of Work	Contract Value	Diversity Data
Adams Bros. Cabinetry, Inc. DBA Adams Group	1 <sup>st</sup>	Millwork	\$ 594,142.34	n/a
AlliedBean Demolition, Inc.	1 <sup>st</sup>	Selective Demo	\$ 523,830.91	n/a
Bay Carpets, Inc.	1 <sup>st</sup>	Resilient Flooring	\$ 69,675.33	n/a
Dash Door & Closer Service, Inc. DBA Dash Door & Glass	1 <sup>st</sup>	Interior Glass	\$ 161,192.72	n/a
Enterprise Electric, LLC	1 <sup>st</sup>	Electrical	\$ 6,907,527.68	n/a
ASE TELECOM & DATA INC	2 <sup>nd</sup>	Telecom Installation	\$ 215,630.00	n/a
AVI INTEGRATORS, INC. / Security 101 DBA SECURITY 101	2 <sup>nd</sup>	Security Services	\$ 295,023.00	n/a
Bonded Lightning Protection Systems, Inc.	2 <sup>nd</sup>	Electrical	\$ 7,000.00	n/a
Ideacom Healthcare Communications of Florida, INC.	2 <sup>nd</sup>	Telecom Installation	\$ 302,486.00	n/a

# NON-SBE FIRMS BREAKDOWN (LIST ALL FIRMS)

Subcontractor	Tier	Scope of Work	Contract Value	Diversity Data
Johnson Controls, Inc.	2 <sup>nd</sup>	Controls Installation	\$ 212,803.00	n/a
K3 Directional Drilling Inc.	2 <sup>nd</sup>	Drilling	\$ 41,850.00	n/a
Nixon Power Services LLC	2 <sup>nd</sup>	Electrical	\$ 35,000	n/a
Cube Care Company	2 <sup>nd</sup>	Cubical installation	\$ 3,128.00	n/a
Pinnacle A Roofing Company	2 <sup>nd</sup>	Roofing	\$ 16,877.00	n/a
RSI of Florida, LLC	2 <sup>nd</sup>	Roofing	\$ 90,335.00	n/a
Stanley Access Technologies LLC	2 <sup>nd</sup>		\$ 36,152.00	n/a
KIRLIN FLORIDA, LLC	1 <sup>st</sup>	HVAC/Plumbing	\$ 5,889,452.00	n/a
Duct Design Corporation	2 <sup>nd</sup>	Duct Installation	\$ 713,484.00	n/a
Johnson Controls, Inc.	2 <sup>nd</sup>	Controls Installation	\$ 488,025.00	n/a
SIEMENS INDUSTRY, INC.	2 <sup>nd</sup>		\$ 56,187.00	n/a

# NON-SBE FIRMS BREAKDOWN (LIST ALL FIRMS)

Subcontractor	Tier	Scope of Work	Contract Value	Diversity Data
Lotspeich Co. of Florida, Inc.	1 <sup>st</sup>	Doors, Frames, Hardware	\$ 705,323.15	n/a
Proline Fire Protection, Inc	1 <sup>st</sup>	Fire Protection	\$ 28,216.88	n/a
Protek Systems, Inc.	1 <sup>st</sup>	W. Treatments and CC Track	\$ 31,092.07	n/a
RIB EQUIPMENT SERVICES, LLC	1 <sup>st</sup>	Hardscape and Landscape	\$ 38,562.00	n/a
RSI of Florida, LLC	1 <sup>st</sup>	Roofing	\$ 1,744,980.90	n/a
Strut Technologies Incorporated	1 <sup>st</sup>	Overhead Support System	\$ 38,176.00	n/a
Pacesetter Personnel Services	2 <sup>nd</sup>		\$ 1,167.00	n/a
Summers Fire Sprinklers Inc.	1 <sup>st</sup>	Signage Interior and Exterior	\$ 204,306.00	n/a
Translogic Corporation DBA Swisslog Healthcare	1 <sup>st</sup>	Pool	\$ 30,646.00	n/a
Transcan Mechanical	2 <sup>nd</sup>	Mechanical	\$ 12,784.00	n/a

0 Hispanic-owned  
(0% of Non-SBE)

0 African-American owned  
(0% of Non-SBE)

0 Caucasian owned  
(0% of Non-SBE)

1 Woman-owned  
(6% of Non-SBE)

# DEMOGRAPHIC DATA SBE VS NON-SBE FIRMS:

## SBE Firms = Total

20 Hispanic-owned  
(48% of SBE-C and G&S)

9 African-American owned  
(20% of SBE-C and G&S)

2 Caucasian owned  
(7% of SBE-C and G&S)

11 Woman-owned  
(24% of SBE-C and G&S)

## Non-SBE Firms = Total

0 Hispanic-owned  
(0% of Non-SBE)

0 African-American owned  
(0% of Non-SBE)

0 Caucasian owned  
(0% of Non-SBE)

1 Woman-owned  
(6% of Non-SBE)

THANK YOU

**Project F – Christine E. Lynn Rehabilitation  
Hospital  
(Turner Construction)**



# JACKSON HEALTH SYSTEM JACKSON REHABILITATION PROJECT PROJECT F

## Project Team

Eric Van Hook, Project Executive

Teresa Giralt, Project Engineer

Mike Binsol, Project Superintendent

## CM SBE-C Advisory Board Update November 2022



# OVERALL CONTRACT NOTICE TO PROCEED DATE : 9/15/2017 END DATE : 8/1/2022 SCOPE OF WORK:

- Demolition and Enabling GMP
- Elevator for 9 story Rehab building GMP
- Structure and Dry GMP for 9 story Rehab building
- MEP GMP
- Interiors / Final GMP
- Exterior and Interior Signage



Contract Goals:

SBE-C  
34.05%

SBE-G/S  
.25%

# PROJECT INFORMATION TO-DATE

<p>Total dollar value of all awarded GMP's (Award Amount):</p> <p><b>\$111,515,244.94</b></p>	<p>Total dollar value of Cost of Work:</p> <p><b>\$86,147,473.82</b></p>	<p>Total dollar value contracted to SBE's to- date (all GMP's):</p> <p><b>\$36,721,370.01</b></p>
<p>Total dollar value of payment received by Jackson (Paid Amount) :</p> <p><b>\$104,363,562.19</b></p>	<p>Total number of GMP's:</p> <p><b>5</b></p>	<p>Total number of SBE's contracted to date (all GMP's):</p> <p><b>34</b></p>
<p>Total percentage contracted all SBE's to-date: <b>34.750%</b>          (Total dollar value contracted to SBE's divided by total dollar value cost of work equals SBE percentage)</p>		

# SBE BREAKOUT TO-DATE

Total \$ contracted SBE-C's  <b>\$36,453,721.54</b>	Total % contracted SBE-C's  <b>34.050%</b>	Total \$ paid-to-date SBE-C's  <b>\$30,391,188.99</b>	Total % paid-to-date SBE-C's  <b>31.563%</b>
Total \$ contracted SBE-G/S  <b>\$1,943,956.90</b>	Total % contracted SBE-G/S  <b>2.14%</b>	Total \$ paid-to-date SBE-G/S  <b>\$1,834,667.16</b>	Total % paid-to-date SBE-G/S  <b>2.129%</b>

# SBE-CONSTRUCTION BREAKDOWN (LIST ALL FIRMS)

Subcontractor	Tier	Scope of Work	Contract Amount	Paid to date	Demographic Data
A-1 All Florida Painting	1 <sup>st</sup>	Painting	\$ 660,435.63	\$ 620,631.64	Hispanic American/Male
Air Logic Services, Inc	2 <sup>nd</sup>	Test & Balance	\$ 20,200.00	\$ 20,200.00	Hispanic/Male
Air Logic Services, Inc	2 <sup>nd</sup>	Test & Balance	\$ 151,275.00	\$ 151,275.00	Hispanic/Male
Allied Demolition	2 <sup>nd</sup>	Site Prep	\$ 191,150.00	\$ 189,779.12	Hispanic American/Male
All Quality Electrical Services	2 <sup>nd</sup>	Electrical	\$ 1,182,080.37	\$ 1,182,080.37	Black American/Male
Amion Enterprises	1 <sup>st</sup>	Carpet	\$ 96,322.50	\$ 96,081.69	Black American/Male
BJ Burns Incorporated	2 <sup>nd</sup>		\$ 152,794.97	\$ 152,794.97	Black American/Female
Direct Digital Concepts DBA Brophy and Associates	2 <sup>nd</sup>	HVAC Controls	\$ 1,598,060.00	\$ 1,466,030.80	Hispanic American/Male
Direct Digital Concepts DBA Brophy and Associates	2 <sup>nd</sup>	HVAC Controls	\$ 25,400.00	\$ 25,400.00	Hispanic American/Male
C.L. Elias	2 <sup>nd</sup>	Installing Millwork	\$ 41,000.00	\$ 29,210.15	Other Minority/Female
CJ Fire Protection	2 <sup>nd</sup>	Fire Sprinkler	\$ 39,291.75	\$ 39,291.75	Black American/Male
Coral Wood Design	2 <sup>nd</sup>	Installing Millwork	\$ 193,488.65	\$ 193,488.65	Hispanic American/Female

# SBE-CONSTRUCTION BREAKDOWN (CONTINUED)

Subcontractor	Tier	Scope of Work	Contract Amount	Paid to date	Demographic Data
D2 Construction	2 <sup>nd</sup>	Exterior Metal Framing, Sheathing & Insulation	\$ 158,325.50	\$ 158,325.50	Black American/Male
Exclusive Surface Inc.	1 <sup>st</sup>	Floor & Wall Tiling	\$ 935,224.78	\$ 929,500.21	Hispanic American/Female
Five Brothers Enterprise Corp.	2 <sup>nd</sup>	Labor & Material for Drywall Partitions, Ceilings, Soffits, Acoustical Ceiling	\$ 3,708,099.65	\$ 3,708,099.65	Hispanic American/Male
Georges Welding Services Inc.	1 <sup>st</sup>	Demo & Enabling furnish Structural Steel & Misc. Metals	\$ 5,561,760.63	\$ 5,237,211.75	Hispanic American/Male
Gomez Quality Insulation Inc.	2 <sup>nd</sup>	Drywall & Insulation	\$ 50,020.00	\$ 50,020.00	Hispanic American/Male
Hi-Tech Concrete Inc	2 <sup>nd</sup>	Supply & Fabrication of Auger Cast Reinforcement Cages	\$ 165,000.00	\$ 41,930.58	Hispanic American/Female
IGWT Construction	1 <sup>st</sup>	General Contracting for Enabling & Corridor Self preform Drywall Framing & Paint	\$ 1,965,675.00	\$ 1,960,881.28	Black American/Male
IGWT Construction	1 <sup>st</sup>	General Trades	\$ 185,468.54	\$ 185,468.54	Black American/Male
JJAS Door Installations, Inc.	2 <sup>nd</sup>	Installation and Labor for Doors and Hardware	\$ 242,390.00	\$ 242,390.00	Hispanic American/Female
JT Equipment Service Co.	2 <sup>nd</sup>	Install underground Chilled & Hot water lines	\$ 697,558.67	\$ 697,558.67	Caucasian/Male
JT Equipment Service Co.	2 <sup>nd</sup>	Furnish & Install Air handling units	\$ 2,045,000.00	\$ 25,938.18	Caucasian/Male
JT Equipment Service Co.	2 <sup>nd</sup>	HVAC Duct and Piping Instillation	\$ 1,300,000.00	\$ 1,300,000.00	Caucasian/Male

# SBE-CONSTRUCTION BREAKDOWN (CONTINUED)

Subcontractor	Tier	Scope of Work	Contract Amount	Paid to date	Demographic Data
MAM A/C and Refrigeration Co.	2 <sup>nd</sup>	Mechanical HVAC	\$ 37,089.25	\$ 37,089.25	Black American/Male
Metropolitan Plumbing	2 <sup>nd</sup>	Plumbing	\$ 1,150,622.83	\$ 1,150,622.83	Hispanic American/Male
Merrick Industrial Management Corp.	1 <sup>st</sup>	Misc. Specialties	\$ 1,834,354.09	\$ 1,834,354.09	Caucasian/Male
Merrick Industrial Management Corp.	1 <sup>st</sup>	General Trades	\$ 1,653,229.43	\$ 1,644,510.47	Caucasian/Male
Merrick Industrial Management Corp.	2 <sup>nd</sup>	Glazing Installation	\$ 97,792.50	\$ 97,792.50	Caucasian/Male
Metal Design Engineering	2 <sup>nd</sup>	Installation of Air Filters	\$ 187,639.37	\$ 187,639.37	Hispanic American/Male
Osorno Group, Corp.	2 <sup>nd</sup>	HVAC Installation	\$ 22,148.34	\$ 22,148.34	Hispanic American/Male
Outlook International Electric	2 <sup>nd</sup>	Electrical for Enabling Work	\$ 152,794.97	\$ 152,794.97	Black American/Female
Solution Construction	1 <sup>st</sup>	Enabling Site Work	\$ 2,843,670.35	\$ 2,752,694.47	Hispanic American/Male
Z Roofing & Waterproofing Inc.	1 <sup>st</sup>	Roofing and Accessories	\$ 1,105,826.22	\$ 1,105,826.22	Hispanic American/Male

17 Hispanic-owned  
(62% or  
\$18,812,411.45)

8 African-American  
owned  
(13% or  
\$3,969,842.85)

2 Caucasian owned  
(25% or  
\$7,567,934.69)

1 Other Minority-  
owned (0.1% or  
\$41,000.00)

7 Woman-owned  
(6% or  
\$1,729,898.40)

# SBE-GOODS & SERVICES BREAKDOWN (LIST ALL FIRMS)

Subcontractor	Tier	Scope of Work	Contract Amount	Paid to date	Diversity Data
Cube Care Co.	1 <sup>st</sup>	Shades and Curtains	\$ 23,689.24	\$ 23,689.24	Hispanic American/Female
Miami Breaker Inc.	2 <sup>nd</sup>	Equipment Reconditioning	\$ 76,900.00	\$ 76,900.00	Hispanic American/Male
Micon Scaffolding LLC	2 <sup>nd</sup>	Equipment Rental	\$ 159,693.25	\$ 159,693.25	Black American/Male
Southern Blossoms	1 <sup>st</sup>	Landscaping	\$ 1,782,616.68	\$ 1,724,263.43	Hispanic American/Female

3 Hispanic-owned  
(91% or \$1,824,852.67)

1 African-American owned  
(8% or \$159,693.25)

2 Woman-owned  
(87% or \$1,747,952.67)



# NON-SBE FIRMS BREAKDOWN (LIST ALL FIRMS)

Subcontractor	Tier	Scope of Work	Contract Value	Diversity Data
Advanced Stucco	1 <sup>st</sup>	Stucco	\$ 1,863,153.29	n/a
AlliedBean Demolition	1 <sup>st</sup>	Demolition	\$ 621,708.00	n/a
Alpha Insulation	1 <sup>st</sup>	Insulation	\$ 255,206.00	n/a
B&I	1 <sup>st</sup>	Plumbing/HVAC	\$ 19,203,211.41	n/a
Crawford Tracey	1 <sup>st</sup>	Curtainwall	\$ 3,260,426.29	n/a
Dash Door	1 <sup>st</sup>	Interior Glazing	\$ 662,901.08	n/a
Kenpat	1 <sup>st</sup>	Fireproofing	\$ 814,898.00	n/a
Lotspeich Comp of Florida	1 <sup>st</sup>	Doors, Frames and HW	\$ 1,248,401.67	n/a
Lotspeich Drywall	1 <sup>st</sup>	Drywall and ACT	\$ 9,213,391.27	n/a
O'Neill Flooring	1 <sup>st</sup>	Vinyl Flooring	\$ 1,610,341.58	Caucasian Female
Malcolm Drilling	1 <sup>st</sup>	Drilling	\$ 767,600.77	n/a

# NON-SBE FIRMS BREAKDOWN (LIST ALL FIRMS)

Subcontractor	Tier	Scope of Work	Contract Value	Diversity Data
Quorum DBA Takeform	1 <sup>st</sup>	Signage Interior and Exterior	\$374,630.51	n/a
Recreational Design and Construction	1 <sup>st</sup>	Pool	\$795,032.00	n/a
Stabil	1 <sup>st</sup>	Concrete	\$1,941,750.82	n/a
Translogic DBA Swisslog	1 <sup>st</sup>	Pneumatic Tubes	\$172,133.70	n/a
Tri-City Electric	1 <sup>st</sup>	Electrical	\$13,785,936.40	n/a
Wilkie Sanderson	1 <sup>st</sup>	Millwork	\$1,518,941.00	n/a

0 Hispanic-owned  
(0% of Non-SBE)

0 African-American owned  
(0% of Non-SBE)

0 Caucasian owned  
(0% of Non-SBE)

1 Woman-owned  
(6% of Non-SBE)

# DEMOGRAPHIC DATA SBE VS NON-SBE FIRMS:

## SBE Firms = Total

20 Hispanic-owned  
(48% of SBE-C and G&S)

9 African-American owned  
(20% of SBE-C and G&S)

2 Caucasian owned  
(7% of SBE-C and G&S)

9 Woman-owned  
(24% of SBE-C and G&S)

## Non-SBE Firms = Total

0 Hispanic-owned  
(0% of Non-SBE)

0 African-American owned  
(0% of Non-SBE)

0 Caucasian owned  
(0% of Non-SBE)

1 Woman-owned  
(6% of Non-SBE)

THANK YOU

**DTC Vertical Expansion  
(Turner Construction Company)**

# JACKSON HEALTH SYSTEM JACKSON DTC VERTICAL EXPANSION PROJECT NO. 190249

## Project Team

Alex Carvallo - PM  
Project Manager  
305-322-2966;  
acarvallo@tcco.com

Teresa Giralt, Engineer  
216-410-8640; tgiralt@tcco.com

## CM SBE-C Advisory Board Update September 2022



**OVERALL CONTRACT  
SCOPE OF WORK  
NOTICE TO PROCEED DATE:  
DTC END DATE: 05/30/2022**

- Design Assist – Preconstruction (Steel, roofing, doors, windows, interior & exterior partitions, MEP)
- No SBE goal for Preconstruction
- GMP 1: Steel Mill Order ODP
- GMP 2: Enabling Scope (demolition, concrete, MEP), Structural Steel, General Requirements
- GMP 3: Concrete, Masonry, Long Lead – Elevators/Curtain Wall/Windows
- GMP 4: Remaining Shell, Envelope, MEP, Finishes

**OVERALL CONTRACT  
SCOPE OF WORK  
NOTICE TO PROCEED DATE:  
DTC 4TH FL END: 11/18/2022**

- GMP 5: Buildout Construction Scope
- GMP 6: Finishes

**Contract Goals:**

Mentorship  
**0.00 %**

SBE-C  
**21.6%**

SBE-G/S  
**.25%**

# PROJECT INFORMATION TO-DATE

<p>Total dollar value of all awarded GMP's (Award Amount):</p> <p><b>\$92,108,625.49</b></p> <p>DTC: \$73,629,949.49 4<sup>th</sup> FI: \$18,478,676.00</p>	<p>Total dollar value of Cost of Work:</p> <p><b>\$74,919,412.95</b></p> <p>DTC: \$62,388,953.65 4<sup>th</sup> FI: \$12,530,459.30</p>	<p>Total dollar value contracted to SBE's to- date (all GMP's):</p> <p><b>\$14,636,256.91</b></p> <p>DTC: \$14,323,222.22 4<sup>th</sup> FI: \$313,034.69</p>
<p>Total dollar value of payment received by Jackson (Paid Amount) :</p> <p><b>\$64,510,250.81</b></p> <p>DTC: \$61,047,266.51 4<sup>th</sup> FI: \$3,462,984.30</p>	<p>Total number of GMP's:</p> <p><b>6</b></p>	<p>Total number of SBE's contracted to date (all GMP's):</p> <p><b>16</b></p>
<p>Total percentage contracted all SBE's to-date: <b>18.85%</b></p> <p>(Total dollar value contracted to SBE's divided by total dollar value cost of work equals SBE percentage)</p>		



# SBE BREAKOUT TO-DATE

Total \$ contracted SBE-C's <b>\$14,113,444.07</b> DTC: \$10,971,479.46 4 <sup>th</sup> FI: \$3,141,964.61	Total % contracted SBE-C's <b>18.83%</b>	Total \$ paid-to-date SBE-C's <b>\$10,829,869.36</b> DTC: \$10,826,160.36 4 <sup>th</sup> FI: \$3,709.00	Total % paid-to-date SBE-C's <b>76.73%</b>
Total \$ contracted SBE-G/S <b>\$123,688.91</b> DTC: \$123,688.91 4 <sup>th</sup> FI: \$0.00	Total % contracted SBE-G/S <b>.17%</b>	Total \$ paid-to-date SBE-G/S <b>\$123,688.91</b> DTC: \$123,688.91 4 <sup>th</sup> FI: \$0.00	Total % paid-to-date SBE-G/S <b>100%</b>

# SBE-CONSTRUCTION BREAKDOWN (LIST ALL FIRMS)

Subcontractor	Tier	Project	Contract Amount	Paid to date	Diversity Data
A-1 All Florida Painting	1 <sup>st</sup>	DTC Vertical Expansion	\$ 296,736.28	\$ 281,448.87	Hispanic American/Male
All Quality Electrical Services, Inc.	2 <sup>nd</sup>	DTC Vertical Expansion	\$ 447,667.66	\$ 447,667.66	African American/Male
Brophy Associates	2 <sup>nd</sup>	DTC Vertical Expansion	\$ 458,049.12	\$ 458,049.12	Hispanic American/Male
Cami-Axle	1 <sup>st</sup>	DTC Vertical Expansion	\$ 827,474.00	\$ 821,797.72	African American/Male
Five Brothers	2 <sup>nd</sup>	DTC Vertical Expansion	\$ 1,052,647.00	\$ 1,052,647.00	Hispanic American/Male
George's Welding Services Inc.	1 <sup>st</sup>	DTC Vertical Expansion	\$ 3,746,964.96	\$ 3,530,851.17	Hispanic American/Male
Hodges Erectors	2 <sup>nd</sup>	DTC Vertical Expansion	\$ 1,694,763.59	\$ 1,694,763.59	Hispanic American/Male
Hurricane Resistant Construction	2 <sup>nd</sup>	DTC Vertical Expansion	\$ 143,130.00	\$ 143,130.00	Caucasian/Female
John Bell Construction	1 <sup>st</sup>	DTC Vertical Expansion	\$ 496,820.54	\$ 490,761.59	Hispanic American/Male
Jorin Construction	2 <sup>nd</sup>	DTC Vertical Expansion	\$ 48,810.69	\$ 48,810.69	Hispanic American/Male
Merrick Industrial Mgmt. Corp	1 <sup>st</sup>	DTC Vertical Expansion	\$ 1,984,451.00	\$ 1,844,997.36	Caucasian/Male
Merrick Industrial Mgmt. Corp	2 <sup>nd</sup>	DTC Vertical Expansion	\$ 43,489.62	\$ 43,489.62	Caucasian/Male
Metropolitan Plumbing	2 <sup>nd</sup>	DTC Vertical Expansion	\$ 921,732.07	\$ 921,732.07	Hispanic American/Male
Osorno Group	2 <sup>nd</sup>	DTC Vertical Expansion	\$ 143,148.40	\$ 143,148.40	Hispanic American/Male

# SBE-CONSTRUCTION BREAKDOWN (LIST ALL FIRMS)

Subcontractor	Tier	Project	Contract Amount	Paid to date	Diversity Data
Osorno Group	2 <sup>nd</sup>	DTC Vertical Expansion	\$ 615,744.72	\$ 615,744.72	Hispanic American/Male
Tropical Electric, Inc	2 <sup>nd</sup>	DTC Vertical Expansion	\$ 101,008.68	\$ 101,008.68	African American/Male
A-1 All Florida Painting	1 <sup>st</sup>	DTC 4 <sup>th</sup> Floor	\$ 101,026.00	\$ 0.00	Hispanic American/Male
Five Brothers Enterprises Corp.	2 <sup>nd</sup>	DTC 4 <sup>th</sup> Floor	\$ 388,000.00	\$ 0.00	Hispanic American/Male
Merrick Industrial Management	1 <sup>st</sup>	DTC 4 <sup>th</sup> Floor	\$ 222,120.00	\$ 3,709.00	Caucasian/Male

## SBE-CONSTRUCTION DEMOGRAPHIC DATA TOTAL NUMBER OF FIRMS: 14

10 Hispanic owned  
SBE-C Firms  
(69% or \$7,915,768.04)

3 African American  
owned SBE-C Firms  
(13% or \$1,364,475.75)

2 Caucasian owned  
SBE-C Firms  
(19% or \$2,222,345.29)

1 Woman owned  
SBE-C Firms  
(1% or \$143,130.00)

## SBE-GOODS & SERVICES BREAKDOWN (LIST ALL FIRMS)

Subcontractor	Tier	Scope of Work	Contract Amount	Paid to date	Diversity Data
Cube Care	1 <sup>st</sup>	Roller Window Shades	\$ 92,039.00	\$ 92,039.00	Hispanic American/Female
E. R. Brownell	1 <sup>st</sup>	Surveying	\$ 57,775.00	\$ 57,775.00	Hispanic American/Male

## SBE-GOODS & SERVICES DEMOGRAPHIC DATA

**TOTAL NUMBER OF FIRMS: 2**

2 Hispanic-owned  
(100% or \$123,688.91)

0 African-American owned  
(0% of SBE-G&S)

0 Caucasian owned  
(0% of SBE-G&S)

1 Woman-owned  
(74% or \$91,808.91)

# NON-SBE FIRMS BREAKDOWN (LIST ALL FIRMS)

Subcontractor	Tier	Subcontractor	Tier	Subcontractor	Tier
Acousti Engineering Company	1 <sup>st</sup>	CMC Contractors	1 <sup>st</sup>	GFA International Inc.	1 <sup>st</sup>
Alloy Group dba EHG	1 <sup>st</sup>	Florida Concrete Unlimited	2 <sup>nd</sup>	Ground Penetrating Radar Systems	1 <sup>st</sup>
Barton Industrial Scaffold Services	2 <sup>nd</sup>	Door Dash & Closer Services	1 <sup>st</sup>	GUERNSEY ARCHITECTURAL SOLUTIONS, INC.	1 <sup>st</sup>
Mace Peace Master Cleaning	2 <sup>nd</sup>	East Coast Hoist	1 <sup>st</sup>	Image Resource Group, Inc.	1 <sup>st</sup>
Reliable Concrete Cutting	2 <sup>nd</sup>	Alternate Construction Concepts	2 <sup>nd</sup>	Florida Branding Solutions L.L.C.	2 <sup>nd</sup>
Aquatic Landscaping Design	1 <sup>st</sup>	American Eagle Scaffold	3 <sup>rd</sup>	Keane Architectural Woodwork	1 <sup>st</sup>
Accurate Design Irrigation Services	2 <sup>nd</sup>	Fire Stop Systems	1 <sup>st</sup>	Lotspeich Co of Florida	1 <sup>st</sup>
B&I Contractors	1 <sup>st</sup>	Florida Services Painting	1 <sup>st</sup>	Mardale Specialties Direct	1 <sup>st</sup>
Ferguson Enterprises, Inc	3 <sup>rd</sup>	GA Plastering	1 <sup>st</sup>	MCO Construction & Services	1 <sup>st</sup>
Lehman Pipe and Plumbing Services	3 <sup>rd</sup>	East Coast Rigging & Contracting	2 <sup>nd</sup>	MSD Services Inc.	1 <sup>st</sup>
Speedy Concrete Cutting	2 <sup>nd</sup>	Sims Crane & Equipment Company	2 <sup>nd</sup>	NV5 Inc.	1 <sup>st</sup>
Green Tag Scaffolds	2 <sup>nd</sup>	E & J Tropical Awnings	2 <sup>nd</sup>	O'Neill Brothers Flooring	1 <sup>st</sup>
Cellucrete Corp.	1 <sup>st</sup>	Maxim Crane Works	3 <sup>rd</sup>	OTIS Elevator Company	1 <sup>st</sup>

# NON-SBE FIRMS BREAKDOWN (LIST ALL FIRMS)

Subcontractor	Tier
Physical Security, LLC	1 <sup>st</sup>
Stateline Products of South Florida	2 <sup>nd</sup>
Professional Flooring Contractors, LLC	1 <sup>st</sup>
Smith Industries, Inc	1 <sup>st</sup>
Solution Construction, Inc	1 <sup>st</sup>
Southeast Mechanical Contractors LLC	1 <sup>st</sup>
Air Logic Services	2 <sup>nd</sup>
Applegate USA LLC	2 <sup>nd</sup>
Stanley Access Inc.	1 <sup>st</sup>
Summers Fire Sprinklers Inc.	1 <sup>st</sup>
Sunbelt Rentals Inc	1 <sup>st</sup>
American Eagle Scaffolding, LLC	2 <sup>nd</sup>
TK Elevator	1 <sup>st</sup>

Subcontractor	Tier
Translogic Corporation	1 <sup>st</sup>
Precision Pipe Corporation	2 <sup>nd</sup>
Tri-City Electric Co, Inc	1 <sup>st</sup>
Electric Power Systems	1 <sup>st</sup>
Triple M Roofing Corp.	1 <sup>st</sup>
U.S. Smoke and Fire	1 <sup>st</sup>
Wal-Mark Contracting Group. LLC	1 <sup>st</sup>

THANK YOU

**Cruise Terminal F Expansion  
(Lemartec Corporation)**



**LEMARTEC CORPORATION**  
**PROJECT NAME : CRUISE TERMINAL F EXPANSION**  
**PROJECT NO: DB19-SEA-01**

**CM SBE-C Advisory Board Update**  
**November 2022**


**Project Team**

Kurt Dyer, VP Strategic Operations  
786-402-4390; [kdyer@lemartec.com](mailto:kdyer@lemartec.com)

Felix Camacho, Project Director  
786-510-4796; [fcamacho@lemartec.com](mailto:fcamacho@lemartec.com)

Diego Natale; Project Controls Analyst  
954-654-1364; [dnatale@lemartec.com](mailto:dnatale@lemartec.com)

Johanna Diaz; Project Controls Coordinator  
786-853-7154; [johndiaz@lemartec.com](mailto:johndiaz@lemartec.com)



# OVERALL CONTRACT SCOPE OF WORK

**NOTICE TO PROCEED DATE : 08/27/2020**  
**END DATE : 10/31/2022**

As noted in the Design Criteria Document, the CT F 2.0 program is comprised of three projects.

- Project 1 - Improvements to Cruise Terminal G include upgrades to fire protection to provide a rating consistent with the attached Cruise Terminal F and minor revisions to the Customs Border Protections area.
- Project 2 - Cruise Terminal F (CTF) Expansion and Berthing Re-Alignment comprises the renovation and expansion of the existing multi-level Cruise Terminal F Building and ground transportation areas with Canopies, Provisioning Building and Site Work. Cruise Terminal F work includes structural support and foundation systems, roof structure and roofing systems, ship's provision building, connection to Port Miami roadway and site improvements. The renovations incorporate the existing structure and layout as well as new construction.
- Project 3 - Cruise Terminal D and E Concourse Expansions requires partial demolition of adjacent structures, including exterior walls, support structures, foundation, MEP/FP and life safety systems.



PortMiami Terminal F



## Contract Goals:

Mentorship  
0.00 %

SBE-C  
8.91%

SBE-G/S  
4.0%

# PROJECT INFORMATION TO-DATE

<p>Total dollar value of all awarded GMP's (Award Amount):</p> <p><b>\$120,751,934.94</b></p>	<p>Total dollar value of Cost of Work:</p> <p><b>\$106,444,658</b></p>	<p>Total dollar value contracted to SBE's to- date (all GMP's):</p> <p><b>\$18,668,488.41</b></p>
<p>Total dollar value of payment received by Lemartec (Paid Amount):</p> <p><b>\$ 85,732,042.81</b></p>	<p>Total number of GMP's (To Lump Sump):</p> <p><b>2 (A/E &amp; CON)</b></p>	<p>Total number of SBE's contracted to date (all GMP's):</p> <p><b>7</b></p>
<p>Total percentage contracted all SBE's to-date: <b>100%</b> (Total dollar value contracted to SBE's divided by total dollar value cost of work equals SBE percentage)</p>		

# SBE BREAKOUT TO-DATE

Total \$ contracted SBE-C's	Total % contracted SBE-C's	Total \$ paid-to-date SBE-C's	Total % paid-to-date SBE-C's
<b>\$11,731,922.17</b>	<b>11.71%</b>	<b>\$ 11,133,082.79</b>	<b>94.90%</b>
Total \$ contracted SBE-A&E	Total % contracted SBE-A&E	Total \$ paid-to-date SBE-A&E	Total % paid-to-date SBE-A&E
<b>\$ 1,285,565.24</b>	<b>20.22%</b>	<b>\$ 977,319.94</b>	<b>73.52 %</b>
Total \$ contracted SBE-Services	Total % contracted SBE-Services	Total \$ paid-to-date SBE-Services	Total % paid-to-date SBE-Services
<b>\$5,651,001.00</b>	<b>5.63%</b>	<b>\$ 4,339,635</b>	<b>76.79%</b>

# SBE-CONSTRUCTION BREAKDOWN (LIST ALL FIRMS)

Subcontractor	Project	Original Contract Amount with Change Order	Amount Paid to Date
A-1 All Florida Painting	DB19-SEA-01	\$1,295,412.59	\$939,328.40
Paradise Awning Corporation	DB19-SEA-01	\$9,148,255.82	\$9,408,159.39
Imperial Flooring	DB19-SEA-01	\$1,288,253.76	\$785,595.00

Total \$ contracted  
SBE-CON

Total % contracted  
SBE-CON

**\$ 11,731,922.17**

**11.71%**

Total \$ paid-to-date  
SBE-CON

Total % paid-to-date  
SBE-CON-

**\$11,133,082.79**

**94,90%**

# SBE-CONSTRUCTION DEMOGRAPHIC DATA

## TOTAL NUMBER OF FIRMS: #

#03 Hispanic-owned  
(100% of SBE-CON)

#0 African-American owned  
(0% OF SBE-CON)

#0 Caucasian owned  
(0% OF SBE-CON)

#01 Woman-owned  
(9.4% OF SBE-CON)

# SBE-A&E BREAKDOWN

Subcontractor	Project	Original Contract Amount with Change Order	Amount Paid to Date
Curtis & Rogers Design Studio, Inc	DBDB19-SEA-01	\$22,500	\$22,500
SDM Consulting Engineers, Inc	DB19-SEA-01	\$1,263,065.24	\$997,009

Total \$ contracted  
SBE-A&Es

**\$1,285,565.24**

Total % contracted  
SBE-A&E's

**20.20 %**

Total \$ paid-to-date  
SBE-A&E's

**\$ 1,019,509**

Total % paid-to-date  
SBE-A&E's

**76.68%**

# SBE-A&E DEMOGRAPHIC DATA TOTAL NUMBER OF FIRMS: ##

#01 Hispanic-owned  
(95% of SBE-A&E)

## African-American  
owned  
(0% of SBE-A&E)

#01 Caucasian owned  
(5% of SBE-A&E)

#01 Woman-owned  
(95% of SBE-A&E)



# SBE-SERVICES BREAKDOWN-

Subcontractor	Project	Original Contract Amount with Change Order	Amount Paid to Date
EV Services	DBB19-SEA-01	\$150,000.00	\$142,500
Low Voltage System	DB19-SEA-01	\$5,501,000.00	\$4,850,685

<b>Total \$ contracted SBE-SERVICES</b>	<b>Total % contracted SBE-SERVICES</b>	<b>Total \$ paid-to-date SBE-SERVICES</b>	<b>Total % paid-to-date SBE-SERVICES</b>
<b>\$ 5,651,001.00</b>	<b>5.69%</b>	<b>\$4,993,185</b>	<b>88.36%</b>

# SBE-GOODS & SERVICES DEMOGRAPHIC DATA

## TOTAL NUMBER OF FIRMS: ##

#02 Hispanic-owned  
(100% of SBE-G&S)

#0 African-American owned  
(0% of SBE-G&S)

#0 Caucasian owned  
(0% of SBE-G&S)

## Woman-owned  
(2.65% of SBE-G&S)

## NON-SBE FIRMS BREAKDOWN (LIST ALL FIRMS)

Subcontractor	Project	Original Contract Amount with Change Order (Dollar Amount & Percent Projected to Earn)	Amount Paid to Date (Dollar Earned to Date)	Demographic Data
Alasur	DB19-SEA-01	\$678,400	\$363,600	Caucasian-Owned
Alsina	DB19-SEA-01	\$16,784.58	\$16,784.58	Caucasian-Owned
Atlantic Shutters	DB19-SEA-01	\$1,438,226.84	\$449,949.42	Caucasian-Owned
Audio Visual Innovations, Inc	DB19-SEA-01	\$228,761	\$212,743.96	Hispanic-Owned
B&B Rolling Doors	DB19-SEA-01	\$246,117.40	\$253,331.42	Hispanic-Owned
Betances DBA Signarama	DB19-SEA-01			Hispanic-Owned
BrandSafway	DB19-SEA-01	\$123,693.65	\$121,374.40	Caucasian-Owned
Brazil Construction	DB19-SEA-01	\$246,117.40	\$253,331.42	Hispanic-Owned
Capitol Rental Building	DB19-SEA-01	\$826,214.31	\$761,628.43	Hispanic-Owned

## NON-SBE FIRMS BREAKDOWN (LIST ALL FIRMS)

Subcontractor	Project	Original Contract Amount with Change Order (Dollar Amount & Percent Projected to Earn)	Amount Paid to Date (Dollar Earned to Date)	Demographic Data
Chavez SF Interiors	DB19-SEA-01	\$13,823	\$13,823	Hispanic-Owned
Creative Terrazo Systems	DB19-SEA-01	\$166,703	\$149,507.59	Caucasian-Owned
Decktight Roofing Systems	DB19-SEA-01	\$678,308.22	\$594,258.10	Caucasian-Owned
Demcon Group	DB19-SEA-01	\$2,789,496.91	\$2,618,361.11	Caucasian-Owned
Details City Construction	DB19-SEA-01	\$2,054,758.54	\$1,945,552.58	Hispanic-Owned
Dunn	DB19-SEA-01	\$259,660.50	\$428,168.71	Caucasian-Owned
Fisk Electrical Company	DB19-SEA-01	\$15,339,849.62	\$12654,448.02	Caucasian-Owned
GPE	DB19-SEA-01	\$4,503,633.13	\$3,815,239.57	Hispanic-Owned
Gomez & Son Fence	DB19-SEA-01	\$235,312	\$145,918.10	Hispanic-Owned

## NON-SBE FIRMS BREAKDOWN (LIST ALL FIRMS)

Subcontractor	Project	Original Contract Amount with Change Order (Dollar Amount & Percent Projected to Earn)	Amount Paid to Date (Dollar Earned to Date)	Demographic Data
GWS Pressure Cleaning	DB19-SEA-01	\$7,000	\$0	Hispanic-Owned
Hire Quest	DB19-SEA-01	\$705,522.54	\$630,588.69	Caucasian-Owned
Keller North America	DB19-SEA-01	\$1,236,129.78	\$1,236,129.78	Caucasian-Owned
Mr. Glass Doors & Windows	DB19-SEA-01	\$918,124.50	\$811,448.63	Hispanic-Owned
Interior Specialties	DB19-SEA-01	\$36,988.57	\$62,717.40	Hispanic-Owned
Lotspeich	DB19-SEA-01	\$324,123.36	\$302,175	Caucasian-Owned
Mardale	DB19-SEA-01	\$78,255	\$27,030.19	Caucasian-Owned
Nagelbush	DB19-SEA-01	\$7,752,805.28	\$7,049,910.49	Caucasian-Owned
Orchidman Landscape	DB19-SEA-01	\$58,000	\$30,600	Hispanic-Owned

# NON-SBE FIRMS BREAKDOWN (CONTINUED)

Subcontractor	Project	Original Contract Amount with Change order (Dollar Amount & Percent Projected to Earn)	Amount Paid to Date (Dollar Earned to Date)	Demographic Data
Pacesetter Personnel Services	DB19-SEA-01	\$2,304	\$2,304.38	Caucasian-Owned
Perez and Perez	DB19-SEA-01	\$6,474,880.32	\$6,405,689.43	Hispanic-Owned
Quality Painting	DB19-SEA-01	\$277,926.74	\$248,030.51	Hispanic-Owned
Rock and Dirt	DB19-SEA-01	\$163,975	\$160,545.70	Caucasian-Owned
Sprinklermatic Fire Protection	DB19-SEA-01	\$2,621,000	\$2,297,722.46	Caucasian-Owned
The Structural Group of SF	DB19-SEA-01	\$2,760,925.95	\$2,760,925.14	Caucasian-Owned
ThyssenKrupp Elevator	DB19-SEA-01	\$1,671,969.60	\$1,631,264.83	Caucasian-Owned
Venur Construction	DB19-SEA-01	\$3,507,931.99	\$3,343,118.23	Hispanic-Owned
ZDI	DB19-SEA-01	\$252,521.86	\$109,590.00	Caucasian-Owned

Total \$ contracted Non-SBE

**\$ 52,057,389**

Total \$ Paid-To Date Non-SBE

**\$ 33,153,505**

## NON-SBE DEMOGRAPHIC DATA TOTAL NUMBER OF FIRMS: ##

#12 Hispanic-owned  
(57.28% of NON-SBE)

#0 African-American owned  
(0% of NON-SBE)

#13 Caucasian owned  
(42.72% of NON-SBE)

#0 Woman-owned  
(0% of NON-SBE)

## DEMOGRAPHIC DATA SBE VS NON-SBE FIRMS:##

### SBE FIRMS=TOTAL

**#6-Hispanic-Owned**  
(100%of SBE-CON, SBE-AE and G&S)

**#0-African-American-Owned**  
(0% of SBE-CON, SBE-AE and G&S)

**#1-Caucasian-Owned**  
(0.34% of SBE-CON, SBE-AE, and G&S)

**#2-Woman-Owned**  
(6.88% of SBE-CON, SBE-AE, and G&S)

### NON-SBE FIRMS=TOTAL

**#12-Hispanic-Owned**  
(57.28% of Non-SBE)

**#0-African-American-Owned**  
(0% of Non-SBE)

**#13-Caucasian-Owned**  
(42.72% of Non-SBE)

**#0-Woman-Owned**  
(0% of Non-Sbe)



# ISSUE/CONCERN WITH SBES/SBE PROGRAM

- None

THANK YOU

**Design, Build, Finance, Operate, Maintain Civil  
and Probate Courthouse  
(Plenary Justice Miami LLC)**

# MIAMI-DADE COUNTY NEW CIVIL AND PROBATE COURTHOUSE

SBE ADVISORY BOARD MEETING  
November 21<sup>st</sup>, 2022



## Project Team

Armando Perez  
Estimating Manager  
786-734-2539  
armando.perez@tutorperini.com

Hank Sturges  
Project Manager  
561-419-1541  
hank.sturges@tutorperini.com

Danny Hoisman  
Senior Vice President  
310-505-0539  
danny.hoisman@tutorperini.com

Mark Makary  
Senior Vice President  
Chief Estimator  
978-618-6422  
mark.makary@tutorperini.com

Neil Baker  
General Superintendent  
602-723-6673  
neil.baker@tutorperini.com

# Overall Contract Scope of Work

Notice to proceed date : January 24, 2020  
END DATE : January 22, 2024

- Overall contract scope of work: New courthouse building, 24 stories high. Scope consists of site work, building shell, building envelope, interiors, furniture, fixtures and equipment, mechanical systems, life safety systems, electrical systems, security and access control.
- Structural shell under construction up to Level 14. Rough work for Mechanical and Electrical systems, as well as interior framing, under construction in lower levels.
- The SBE Goal for this project is 13.11% SBE-Construction category only.



# PROJECT INFORMATION TO-DATE

Total dollar value of all awarded GMP's (Award Amount):  <b>\$262,767,000.00</b>	Total dollar value of Cost of Work:  <b>\$174, 566,214.00</b>	Total dollar value contracted or committed to SBE's to-date (all GMP's):  <b>\$26,364,875.00</b>
Total dollar value of payment received by Tutor Perini Corporation (Paid Amount) :  <b>\$123,633,136.00</b>	Total number of GMP's:  <b>13</b>	Total number of SBE's contracted or committed to date (all GMP's):  <b>9</b>
Total percentage contracted all SBE's to-date: <b>15.1 %</b>		
(Total dollar value contracted to SBE's divided by total dollar value cost of work equals SBE percentage)		

# SBE BREAKOUT TO-DATE

Total \$ contracted SBE-C's <b>\$26,364,875.00</b>	Total % contracted SBE-C's <b>15.1%</b>	Total \$ paid-to-date SBE-C's <b>\$6,145,954.00</b>	Total % paid-to-date of the commitment to SBE-C's <b>23.3%</b>
Total \$ contracted SBE-G/S <b>N/A</b>	Total % contracted SBE-G/S <b>N/A</b>	Total \$ paid-to-date SBE-G/S <b>N/A</b>	Total % paid-to-date SBE-G/S <b>N/A</b>
Total \$ contracted Mentor Protégé <b>N/A</b>	Total % contracted Mentor Protégé <b>N/A</b>	Total \$ paid-to-date Mentor Protégé <b>N/A</b>	Total % paid-to-date Mentor Protégé <b>N/A</b>

# SBE – CONSTRUCTION BREAKDOWN

Subcontractor	Project	Original Contract Amount with Change Order	Amount Paid to Date	Demographic Data
Titan Construction Group, Inc.	RFP-00953	\$181,130.00	\$181,130.00 (By TPC)	African American
Trojan Builders Inc.	RFP-00953	\$13,258,815.00	\$4,743,528.00 (By Capform)	Caucasian
TRU-PROOF INC.	RFP-00953	\$1,000,000.00	\$0.00	Hispanic
Low Voltage Systems, Inc.	RFP-00953	\$2,000,000.00	\$522,246.00 (By Fisk)	Hispanic
Jorin Construction Mgmt	RFP-00953	\$4,550,000.00	\$0.00	Hispanic
John Bell Construction	RFP-00953	\$2,925,000.00	\$579,336.00	Hispanic
Hodges Erectors	RFP-00953	\$450,000.00	\$0.00	Hispanic
Commercial Interior	RFP-00953	\$2,033,186.00	\$106,714.00	Woman
R&G Engineering	RFP-00953	\$35,000.00	\$13,000.00 (By 3MB)	Hispanic

Total \$ contracted SBE-C's	Total % contracted SBE-C's	Total \$ paid-to-date SBE-C's	Total % paid-to-date of the commitment to SBE-C's (Work Not Started)
\$26,364,875.00	15.1%	\$6,145,954.00	23.3%



6 Hispanic-owned (67% of SBE-C)	1 African-American owned (11% of SBE-C)	1 Caucasian owned (11% of SBE-C)	1 Woman owned (11% of SBE-C)
------------------------------------	--	-------------------------------------	---------------------------------

TOTAL NUMBER OF FIRMS: 9

# SBE – CONSTRUCTION DEMOGRAPHIC DATA

# NON-SBE FIRMS BREAKDOWN

Subcontractor	Project	Original Contract Amount with Change Order	Amount Paid to Date	Demographic Data
Fisk Electric Company	RFP-00953	Not Available	Not Available	Caucasian
Solution Construction, Inc.	RFP-00953	Not Available	Not Available	Hispanic
Otis Elevator Company	RFP-00953	Not Available	Not Available	Hispanic
Nagelbush Mechanical, Inc.	RFP-00953	Not Available	Not Available	Hispanic
Conti Corporation	RFP-00953	Not Available	Not Available	Caucasian
Sprinklermatic	RFP-00953	Not Available	Not Available	Caucasian
Acousti Engineering Company	RFP-00953	Not Available	Not Available	Caucasian
Malcolm Drilling	RFP-00953	Not Available	Not Available	Caucasian
General Caulking	RFP-00953	Not Available	Not Available	Caucasian
3MB Construction	RFP-00953	Not Available	Not Available	Hispanic
Building Envelope Systems	RFP-00953	Not Available	Not Available	Hispanic
Biscayne Roofing	RFP-00953	Not Available	Not Available	Hispanic
Capform	RFP-00953	Not Available	Not Available	Hispanic
<b>Non-SBE Total:</b>		Not Available	Not Available	

Total \$ contracted Non-SBE	Total % contracted Non-SBE	Total \$ paid-to-date Non-SBE	Total % paid-to-date Non-SBE
<b>\$ Not Available</b>	<b>% Not Available</b>	<b>\$ Not Available</b>	<b>% Not Available</b>

10 Hispanic-owned (77% of Non-SBE)	0 African-American owned (0% of Non-SBE)	3 Caucasian owned (23% of Non-SBE)	0 Woman owned (0% of Non-SBE)
---------------------------------------	---	---------------------------------------	----------------------------------

TOTAL NUMBER OF FIRMS: 13

## NON-SBE DEMOGRAPHIC DATA

# ISSUE/CONCERN WITH SBES/SBE PROGRAM

- NONE

# THANK YOU



**Grove Central Mixed-Use  
(Juneau Construction)**

# GROVE CENTRAL MIXED-USE



## GROVE CENTRAL MIXED USE PROJECT NO. GROVE CENTRAL-07.14.2020

### CM SBE-C Advisory Board Update September 2022



#### Project Team

Miguel Rotalde, Project Director  
305-610-2577; mrotalde@juneaucc.com

Gabriela Matheus, Sr. Project Manager  
305-509-9028; gmatheus@juneaucc.com

Antonio Souza, Project Manager  
786-837-3107; asouza@juneaucc.com

Alexis Basulto, Sr. Project Administrator  
305-438-7666; abasulto@juneaucc.com

**OVERALL CONTRACT  
SCOPE OF WORK  
NOTICE TO PROCEED DATE : 6/16/2021  
END DATE : 8/10/2023**

- New 23-Story Residential Tower (402 Units)
- New Parking Deck with Retail Space



**Contract Goals:**

Mentorship  
**0.00 %**

SBE-C + SBE -G/S  
**11.69%**



# PROJECT INFORMATION TO-DATE

Total dollar value of all awarded GMP's (Award Amount):  <b>\$123,971,553.00</b>	Total dollar value of Cost of Work:  <b>\$123,971,553.00</b>	Total dollar value contracted to SBE's to- date (all GMP's):  <b>\$15,608,350.03</b>
Total dollar value of payment received by GRP Grove Metro Station, LLC (Paid Amount) :  <b>\$85,335,752.50</b>	Total number of GMP's:  <b>1</b>	Total number of SBE's contracted to date (all GMP's):  <b>1</b>

Total percentage contracted all SBE's to-date: **12.59 %\***  
 (Total dollar value contracted to SBE's divided by total dollar value cost of work equals SBE percentage)

## SBE BREAKOUT TO-DATE

Total \$ contracted SBE-C's	Total % contracted SBE-C's	Total \$ paid-to-date SBE-C's	Total % paid-to-date SBE-C's
<b>\$15,088,350.03</b>	<b>12.17%</b>	<b>\$10,042,374.62</b>	<b>66.56%</b>
Total \$ contracted SBE-G/S	Total % contracted SBE-G/S	Total \$ paid-to-date SBE-G/S	Total % paid-to-date SBE-G/S
<b>\$2,810,000.00</b>	<b>0.42%</b>		
Total \$ contracted Mentor Protégé	Total % contracted Mentor Protégé	Total \$ paid-to-date Mentor Protégé	Total % paid-to-date Mentor Protégé
<b>N/A</b>	<b>N/A</b>	<b>N/A</b>	<b>N/A</b>

# SBE-CONSTRUCTION BREAKDOWN (LIST ALL FIRMS)

Subcontractor	Project	Original Contract Amount with Change Order	Amount Paid to Date	Demographic Data
Trojan Builders, Inc.		\$10,837,850.03	\$10,042,374.62	Caucasian/Male
Jorin Construction Management Company		\$1,208,000.00		Hispanic American/Male
Trintec Construction, Inc		\$410,000.00		Non-Minority Women
Integrity Controls and Test & Balance, Inc		\$232,500.00		Hispanic American/Male
Arbor Electrical		\$2,400,000.00		African American/Female

# SBE-CONSTRUCTION BREAKDOWN (LIST ALL FIRMS)\*

Subcontractor	Project	Original Contract Amount with Change Order	Amount Paid to Date	Demographic Data

Total \$ contracted SBE-C's	Total % contracted SBE-C's	Total \$ paid-to-date SBE-C's	Total % paid-to-date SBE-C's
<b>\$ 15,608,350.03</b>	<b>12.17 %*</b>	<b>\$ 10,042,374.62*</b>	<b>66.56%*</b>

\*Pending additional confirmation from Prime Subcontractors to verify payments to date to newly added SBE-Con Firms.

# SBE-CONSTRUCTION DEMOGRAPHIC DATA

## TOTAL NUMBER OF FIRMS: 5

2 Hispanic-owned  
(1.16% of SBE-C)

1 African-American owned  
(1.94% of SBE-C)

1 Caucasian owned  
(8.74% of SBE-C)

2 Woman-owned  
(2.27% of SBE-C)

# SBE-GOODS & SERVICES BREAKDOWN (LIST ALL FIRMS)

Subcontractor	Project	Original Contract Amount with Change Order	Amount Paid to Date	Demographic Data
A&B Pipe and Supply, Inc		\$520,000.00		Hispanic American/Male

Total \$ contracted SBE-G/S's	Total % contracted SBE-G/S's	Total \$ paid-to-date SBE-G/S's	Total % paid-to-date SBE-G/S's
<b>\$ 520,000.00</b>	<b>0.42 %</b>	<b>\$*</b>	<b>%*</b>

\*Pending confirmation from Prime Subcontractors to verify payments to new SBE-G/S Firm.

# SBE-GOODS & SERVICES DEMOGRAPHIC DATA

## TOTAL NUMBER OF FIRMS: 1

1 Hispanic-owned  
(0.42% of SBE-G/S)

0 African-American owned  
(0.00% of SBE-G/S)

1 Caucasian owned  
(8.74% of SBE-G/S)

0 Woman-owned  
(0.00% of SBE-G/S)

## **ISSUE/CONCERN WITH SBES/SBE PROGRAM**

- None



THANK YOU

**MSC Cruise Terminal  
(Fincantieri Infrastructure Florida)**

**FINCANTIERI INFRASTRUCTURE FLORIDA, INC.**  
**PROJECT NAME : MSC CRUISE TERMINAL**  
**PROJECT NO: 2017-001.01**

**CM SBE-C Advisory Board Update**  
**November 2022**



**Compliance Team**

**Dylan Wallace**  
(239-595-7436)  
[dylan.wallace@fl.fcinfrastructure.com](mailto:dylan.wallace@fl.fcinfrastructure.com)

**Paolo Osgnach**  
[paolo.osgnach@fl.fcinfrastructure.com](mailto:paolo.osgnach@fl.fcinfrastructure.com)

**Roberto Curcuruto**  
[roberto.curcuruto@fl.fcinfrastructure.com](mailto:roberto.curcuruto@fl.fcinfrastructure.com)

# OVERALL CONTRACT SCOPE OF WORK

**NOTICE TO PROCEED DATE : 09/01/2021**  
**END DATE : 03/15/2024**

As noted in the Project Worksheet, the project is comprised of:

A design-build project for a shared multi-vessel cruise terminal and parking garage complex to service three (3) cruise vessels simultaneously with a total capacity of up to 18,000 cruise passengers. The Project will also include the development of two new cruise berths (Berths 8 and 9) consisting of a new bulkhead wall system, mooring and wind bollards, fenders, supporting runways for four passenger boarding bridges, provisioning facilities to support Berths 8 and 9, and other site and waterside improvements and connection to PortMiami roadways.



## Contract Goals:

SBE-A/E  
**14%**

SBE-C  
**10.01%**

SBE-G/S  
**2.2%**

# PROJECT INFORMATION TO-DATE

<p>Total value of all awarded GMP's (Award Amount):</p> <ul style="list-style-type: none"> <li>• Design build contract: <b>€171,747,139.97</b></li> <li>• Supply of Goods contract: <b>€178,252,864.03</b> (SoG not eligible for SBE per project worksheet)</li> </ul>	<p>Total dollar value of Cost of Work:</p> <p><b>\$193,069,413</b></p>	<p>Total dollar value contracted to SBE's to date (all GMP's):</p> <p><b>\$25,288,441</b></p>
<p>Total value of payment received by Fincantieri (Paid Amount):</p> <p><b>€40,220,083.68</b></p>	<p>Total number of GMP's (To Lump Sump):</p> <p><b>29</b></p>	<p>Total number of SBE's contracted to date (all GMP's):</p> <p><b>11</b></p>

Total percentage contracted all SBE's to-date: **13.1%**

(Total dollar value contracted to SBE's divided by total dollar value cost of work equals SBE percentage)

## SBE BREAKOUT TO-DATE

Total \$ contracted SBE-C's	Total % contracted SBE-C's	Total \$ paid-to-date SBE-C's	Total % paid-to-date SBE-C's
<b>\$20,020,026.00</b>	<b>10.37%</b>	<b>\$3,658,030.99</b>	<b>18.27%</b>
Total \$ contracted SBE-A&E	Total % contracted SBE-A&E	Total \$ paid-to-date SBE-A&E	Total % paid-to-date SBE-A&E
<b>\$ 1,901,115.00</b>	<b>14.59%</b>	<b>\$465,134.19</b>	<b>24.47%</b>
Total \$ contracted SBE-Services	Total % contracted SBE-Services	Total \$ paid-to-date SBE-Services	Total % paid-to-date SBE-Services
<b>\$267,300.00</b>	<b>0.14%</b>	<b>\$210,000.00</b>	<b>78.56%</b>

## **SBE-CONSTRUCTION BREAKDOWN (LIST ALL FIRMS)**

<b>Subcontractor</b>	<b>Project</b>	<b>Original Contract Amount with Change Order</b>	<b>Amount Paid to Date</b>
<b>Atlantic Coast Drilling Inc.</b>	2017.001.01	\$524,205.00	\$451,444.78
<b>Building Bridges Roadway Group, LLC</b>	2017.001.01	\$440,000.00	\$257,134.00
<b>Trojan Builders Inc.</b>	2017.001.01	\$2,906,835.00	\$1,536,940.00
<b>Quality Construction Performance, Inc.</b>	2017.001.01	\$5,855,486.30	\$1,348,080.21

# SBE-CONSTRUCTION BREAKDOWN (LIST ALL FIRMS)- CONTINUED

Subcontractor	Project	Original Contract Amount with Change Order	Amount Paid to Date
Gryphon, Construction Services, Inc.	2017.001.01	\$1,543,500.00	\$64,432.67
Security Innovative Solutions	2017.001.01	\$5,000,000.00*	\$0.00
Victoria Electric, Inc.	2017.001.01	\$3,750,000.00*	\$0.00

Total \$ contracted SBE-CON	Total % contracted SBE-CON
<b>\$20,020,026.00</b>	<b>10.37%</b>

Total \$ paid-to-date SBE-CON	Total % paid-to-date SBE-CON-
<b>\$3,658030.99</b>	<b>18.27%</b>

\* Final value to subject to change pending contract closing



# SBE-CONSTRUCTION DEMOGRAPHIC DATA

## TOTAL NUMBER OF FIRMS: #7

#5 Hispanic-owned  
(60.5% of SBE-CON)

#1 African-American owned  
(14.52% OF SBE-CON)

#1 Caucasian owned  
(24.97% OF SBE-CON)

#0 Woman-owned  
(0% OF SBE-CON)

# SBE-A&E BREAKDOWN

Subcontractor	Project	Original Contract Amount with Change Order	Amount Paid to Date
Botas Engineering, Inc.	2017.001.01	\$332,800.00	\$146,640.00
GCES Engineering Services, LLC	2017.001.01	\$1,303,315.00	\$155,920.44
TWR Engineers, Inc.	2017.001.01	\$265,000.00	\$162,573.75

Total \$ contracted  
SBE-A&Es

**\$ 1,901,115.00**

Total % contracted  
SBE-A&E's

**14.59%**

Total \$ paid-to-date  
SBE-A&E's

**\$ 465,134.19**

Total % paid-to-date  
SBE-A&E's

**24.47%**

## SBE-A&E DEMOGRAPHIC DATA TOTAL NUMBER OF FIRMS: #3

#2 Hispanic-owned  
(86.06% of SBE-A&E)

#1 Women owned  
(17.5% of SBE-A&E)

#0 Caucasian owned  
(0% of SBE-A&E)

#1 Asian-owned  
(13.94% of SBE-A&E)

## SBE-GOOD & SERVICES BREAKDOWN

Subcontractor	Project	Original Contract Amount with Change Order	Amount Paid to Date
Tom Graboski Associates, Inc.	2017.001.01	\$ 267,300.00	\$210,000.00
<i>[Waiting for final confirmation]*</i>	2017.001.01	\$ 2,491,498.00	N/A
<i>[Pending contract finalization]*</i>	2017.001.01	\$ 14,040,000.00	N/A

\* Commitments about to being finalized.

Total \$ contracted  
SBE-SERVICES

**\$267,300.00**

Total % contracted  
SBE-SERVICES

**0.14%**

Total \$ paid-to-date  
SBE-SERVICES

**\$210,000.00**

Total % paid-to-date  
SBE-SERVICES

**78.56%**

# SBE-GOODS & SERVICES DEMOGRAPHIC DATA

## TOTAL NUMBER OF FIRMS: #2

#1 Hispanic-owned  
(92.06% of SBE-G&S)

#0 African-American owned  
(0% of SBE-G&S)

#1 Caucasian owned  
(7.94% of SBE-G&S)

#1 Woman-owned  
(92.06% of SBE-G&S)

# DEMOGRAPHIC DATA SBE #12

## SBE FIRMS=TOTAL

**#8-Hispanic-Owned**  
(66.63% of SBE-CON, SBE-AE and G&S)

**#1-African-American-Owned**  
(11.49% of SBE-CON, SBE-AE and G&S)

**#2-Caucasian-Owned**  
(20.83% of SBE-CON, SBE-AE, and G&S)

**#1-Asian-Owned**  
(1.04% of SBE-CON, SBE-AE, and G&S)

**#2-Woman-Owned**  
(13.57% of SBE-CON, SBE-AE, and G&S)

# ISSUE/CONCERN WITH SBEs/SBE PROGRAM

- None

THANK YOU



**S-889 CD 2.15(1) Plant 2 Cluster 1 Digester  
Upgrades**

**S-897 SDWWTP Digester & Control BLD**

**S-909 CDWWTP Plant 2 Cluster 2 Digester**

**S-884 & S-888 Design build Thickening Sludge**

**S-922CD 1.05.2 Effluent PS Electria**

**(Poole & Kent Company of Florida)**

**MIAMI-DADE WATER AND SEWER DEPARTMENT  
DESIGN-BUILD SERVICES FOR THE CONSTRUCTION OF  
SOUTH DISTRICT WWTP AND CENTRAL DISTRICT WWTP  
SLUDGE THICKENING & DEWATERING BUILDINGS  
CONTRACT S-884 & S-888**

**SBE-Construction Advisory Board Update  
September 1, 2022 – October 31, 2022**

**Project Team**

Brian MacClugage  
Executive Vice President  
305-325-1930  
brianm@pkflorida.com

Wendy Campbell  
Vice President of Project Administration &  
Marketing  
305-325-1930  
wendyc@pkflorida.com

Kevin Smith  
Vice President  
305-325-1930  
kevins@pkflorida.com



# OVERALL CONTRACT SCOPE OF WORK

The overall scope of this Consent Decree project is to provide all resources and professional services to perform the planning, engineering design, coordination with Water and Sewer Operations, permitting, construction, furnishing of all materials, fabrication and installation, labor and equipment necessary for the construction of all civil/site, process mechanical, architectural, structural, electrical, instrumentation, plumbing, Heat Ventilation Air Conditioning (HVAC), fire protection, odor control components and all other necessary components to facilitate successful design, construction and commissioning of the new Sludge Thickening and Dewatering Building located at South District WWTP and the new Dewatering/Thickening Facilities located at Central District WWTP.

- NOTICE TO PROCEED DATE: 07/06/2020
- END DATE: 06/26/2023

## Contract Goals:

SBE-C  
9.43%

SBE-G  
2.00%

# PROJECT INFORMATION TO-DATE

<p>Award Amount:</p> <p><b>\$195,555,440</b> (Design - \$16,341,600 / Construction - \$179,213,840)</p>	<p>Total dollar value contracted to SBE-C to-date:</p> <p><b>\$22,798,138.79</b></p>	<p>Total dollar value contracted to SBE-G to-date:</p> <p><b>\$4,013,656.33</b></p>
<p>Total dollar value of payment received by Miami-Dade County (Paid Amount) :</p> <p><b>\$146,321,393.46</b></p>	<p>Total number of SBE-C contracted to-date:</p> <p><b>7</b></p>	<p>Total number of SBE-G contracted to-date:</p> <p><b>2</b></p>
<p>Total percentage contracted all SBEs to-date: <b>14.96%</b> (Total dollar value contracted to SBE's divided by total dollar value cost of work equals SBE percentage)</p>		

# SBE BREAKOUT TO-DATE

Total \$ contracted SBE-C firms	Total % contracted SBE-C firms	Total \$ paid-to-date SBE-C firms	Total % paid-to-date SBE-C firms
<b>\$22,798,138.79</b>	<b>12.72%</b>	<b>\$17,564,188.11</b>	<b>9.80%</b>

Total \$ contracted SBE-G firms	Total % contracted SBE-G firms	Total \$ paid-to-date SBE-G firms	Total % paid-to-date SBE-G firms
<b>\$4,013,656.33</b>	<b>2.24%</b>	<b>\$2,815,364.37</b>	<b>1.57%</b>

# SBE-CONSTRUCTION BREAKDOWN

Subcontractor	Project	Original Contract Amount with Change Order	Amount Paid to Date	Demographic Data
Eli's Mechanical Corp.	S-884 / S-888	\$7,204,651.00 (4.02%)	\$6,644,532.43 (3.71%)	Hispanic / Male
Dodec, Inc.	S-884 / S-888	\$6,555,496.00 (3.66%)	\$5,523,828.00 (3.08%)	African American / Male
Mar's Contractors, Inc.	S-884 / S-888	\$1,771,248.74 (0.99%)	\$1,414,838.64 (0.79%)	African American / Female
Sunshine State Air Conditioning	S-884 / S-888	\$5,383,482.00 (3.00%)	\$3,152,312.10 (1.76%)	Hispanic / Male
Ruiz Trans Development	S-884	\$146,440.00 (0.08%)	\$146,440.00 (0.08%)	Hispanic / Male
Transamerica Construction Company	S-884 / S-888	\$249,821.05 (0.14%)	\$230,652.94 (0.13%)	Hispanic / Male
Solid Builders Construction Company	S-884 / S-888	\$1,487,000.00 (0.83%)	\$451,584.00 (0.25%)	Hispanic / Female

# SBE-CONSTRUCTION BREAKDOWN

Total \$ contracted  
SBE-C

**\$22,798,138.79**

Total % contracted  
SBE-C

**12.72%**

Total \$ paid-to-date  
SBE-C

**\$17,564,188.11**

Total % paid-to-date  
SBE-C

**9.80%**

## SBE-CONSTRUCTION DEMOGRAPHIC DATA

### TOTAL NUMBER OF FIRMS: 7

5 Hispanic-owned  
(8.07% of SBE-C)

2 African American-owned  
(4.65% of SBE-C)

0 Caucasian-owned  
(0% of SBE-C)

2 Woman-owned  
(1.82% of SBE-C)



# SBE-GOODS BREAKDOWN

Subcontractor	Project	Original Contract Amount with Change Order	Amount Paid to Date	Demographic Data
<b>Corcel Corp.</b>	S-884 / S-888	\$3,068,163.06 (1.71%)	\$2388,451.45 (1.33%)	Hispanic / Male
<b>Lehman Pipe and Supply</b>	S-884 / S-888	\$945,493.27 (0.53%)	\$426,912.92 (0.24%)	Caucasian / Female
<b>SBE-G Total:</b>		<b>\$4,013,656.33 (2.24%)</b>	<b>\$2,815,364.67 (1.57%)</b>	

Total \$ contracted  
SBE-G

**\$4,013,656.33**

Total % contracted  
SBE-G

**2.24%**

Total \$ paid-to-date  
SBE-G

**\$2,815,364.67**

Total % paid-to-date  
SBE-G

**1.57%**

## SBE-GOODS & SERVICES DEMOGRAPHIC DATA

### TOTAL NUMBER OF FIRMS: 2

1 Hispanic-owned  
(1.71% of SBE-G&S)

0 African American-owned  
(0% of SBE-G&S)

1 Caucasian-owned  
(0.53% of SBE-G&S)

1 Woman-owned  
(0.53% of SBE-G&S)

## ISSUE/CONCERN WITH SBEs/SBE PROGRAM

- None at this time.

Thank you!

**MIAMI-DADE WATER AND SEWER DEPARTMENT**  
**CD 2.15(1) PLANT 2 CLUSTER 1 DIGESTER UPGRADES**  
**CONTRACT S-889**

**Project Team**

Brian MacClugage  
Executive Vice President  
305-325-1930  
brianm@pkflorida.com

Wendy Campbell  
Vice President of Project Administration &  
Marketing  
305-325-1930  
wendyc@pkflorida.com

Oscar Galindo  
Project Manager  
305-325-1930  
oscarg@pkflorida.com

**SBE-Construction Advisory Board Update**  
September 1, 2022 – October 31, 2022

# OVERALL CONTRACT SCOPE OF WORK

The overall scope of this Consent Decree project at Central District WWTP includes, but is not limited to, the replacement of all existing equipment, valves, piping; and appurtenances; electrical panels, conduits, cables, and lighting; instrumentation and controls; building mechanical; doors, windows and louvers within the digester Control Building and inside Digester Tank Nos. 1, 2, and 4; new digester covers for Digester Tank Nos. 1,2, and 4; new valve vault for Digester Cluster 1, replacement of all digester header yard piping beyond the valve vault which connects the Plant 2 Digester Clusters (including sanitary, hot water supply, hot water return, thickened sludge, and digester gas yard piping beyond valve vault); extension of the existing Electrical Room at the Control Building; structural repairs to and recoating of Control Building and Digester Tank Nos. 1, 2, and 4; and demolition of existing electrical substation buildings in order to construct two new electrical substation buildings.

- NOTICE TO PROCEED DATE: 10/31/2016
- END DATE: 06/18/2021

Contract Goals:

SBE-C  
10.10%

SBE-G/S  
1.80%

# PROJECT INFORMATION TO-DATE

<p>Award Amount, including <b>CO #2</b>:</p> <p><b>\$26,411,043.21</b></p>	<p>Total dollar value contracted to SBE-C to-date:</p> <p><b>\$4,343,103.97</b></p>	<p>Total dollar value contracted to SBE-G to-date:</p> <p><b>\$846,168.41</b></p>
<p>Total dollar value of payment received by Miami-Dade County (Paid Amount) :</p> <p><b>\$23,932,355.12</b></p>	<p>Total number of SBE-C contracted to-date:</p> <p><b>3</b></p>	<p>Total number of SBE-G contracted to-date:</p> <p><b>3</b></p>

Total percentage contracted all SBEs to-date: **19.65%**  
(Total dollar value contracted to SBE's divided by total dollar value cost of work equals SBE percentage)

# SBE BREAKOUT TO-DATE

Total \$ contracted SBE-C firms	Total % contracted SBE-C firms	Total \$ paid-to-date SBE-C firms	Total % paid-to-date SBE-C firms
<b>\$4,343,103.97</b>	<b>16.44%</b>	<b>\$4,226,117.81</b>	<b>16.00%</b>
Total \$ contracted SBE-G firms	Total % contracted SBE-G firms	Total \$ paid-to-date SBE-G firms	Total % paid-to-date SBE-G firms
<b>\$846,168.41</b>	<b>3.20%</b>	<b>\$846,168.41</b>	<b>3.20%</b>



# SBE-CONSTRUCTION BREAKDOWN

Subcontractor	Project	Original Contract Amount with Change Order	Amount Paid to Date	Demographic Data
Mar's Contractors, Inc.	S-889	\$2,259,127.89 (8.55%)	\$2,208,001.46 (8.36%)	African American / Female
Sunshine State Air Conditioning	S-889	\$577,433.09 (2.19%)	\$511,573.36 (1.94%)	Hispanic / Male
Transamerica Construction Company	S-889	\$1,506,542.99 (5.70%)	\$1,506,542.99 (5.70%)	Hispanic / Male

<b>Total \$ contracted SBE-C's</b>	<b>Total % contracted SBE-C's</b>	<b>Total \$ paid-to-date SBE-C's</b>	<b>Total % paid-to-date SBE-C's</b>
<b>\$4,343,103.97</b>	<b>16.44%</b>	<b>\$4,226,117.81</b>	<b>16.00%</b>

# SBE-CONSTRUCTION DEMOGRAPHIC DATA

## TOTAL NUMBER OF FIRMS: 3

2 Hispanic-owned  
(7.89% of SBE-C)

1 African American-owned  
(8.55% of SBE-C)

0 Caucasian-owned  
(0% of SBE-C)

1 Woman-owned  
(8.55% of SBE-C)

# SBE-GOODS BREAKDOWN (LIST ALL FIRMS)

Subcontractor	Project	Original Contract Amount with Change Order	Amount Paid to Date	Demographic Data
Corcel Corp.	S-889	\$746,018.76 (2.82%)	\$746,018.76 (2.82%)	Hispanic / Male
Lehman Pipe and Supply	S-889	\$91,900.93 (0.35%)	\$91,900.93 (0.35%)	Caucasian / Female
All American Precast	S-889	\$8,248.72 (0.03%)	\$8,248.72 (0.03%)	Hispanic / Female
<b>SBE-G Total:</b>		<b>\$846,168.41 (3.20%)</b>	<b>\$846,168.41 (3.20%)</b>	

Total \$ contracted  
SBE-G

**\$846,168.41**

Total % contracted  
SBE-G

**3.20%**

Total \$ paid-to-date  
SBE-G

**\$846,168.41**

Total % paid-to-date  
SBE-G

**3.20%**

# SBE-GOODS DEMOGRAPHIC DATA

## TOTAL NUMBER OF FIRMS: 3

2 Hispanic-owned  
(2.86% of SBE-G&S)

0 African American-owned  
(0% of SBE-G&S)

1 Caucasian-owned  
(0.35% of SBE-G&S)

2 Woman-owned  
(0.38% of SBE-G&S)

## ISSUE/CONCERN WITH SBEs/SBE PROGRAM

- None at this time.

Thank You!



**MIAMI-DADE WATER AND SEWER DEPARTMENT  
CD 1.07 SDWWTP DIGESTERS & CONTROL BUILDING  
UPGRADES, ACID PHASE AND SUBSTATION 7 & 8  
CONTRACT S-897**

**SBE-Construction Advisory Board Update  
September 1, 2022 – October 31, 2022**

**Project Team**

Brian MacClugage  
Executive Vice President  
305-325-1930  
brianm@pkflorida.com

Wendy Campbell  
Vice President of Project Administration &  
Marketing  
305-325-1930  
wendyc@pkflorida.com

Kevin Smith  
Vice President  
305-325-1930  
kevins@pkflorida.com

# OVERALL CONTRACT SCOPE OF WORK

The overall scope of this Consent Decree project at South District WWTP includes, but is not limited to, the complete rehabilitation and repair of Clusters 1 and 2 including replacement of all existing equipment, valves, piping and appurtenances, electrical panels, conduits, cables, lighting, instrumentation and controls, building mechanical, architectural doors, windows, and louvers within Clusters 1 and 2 Control Building and inside Digester Tank Nos. 1 through 8; new digester floating covers for Digester Tank Nos. 1 through 8; extension of the existing Electrical Room at Clusters 1 and 2 Control Building; structural repairs to and recoating of Control Building and Digester Tank Nos. 1 through 8; new hot water piping loop from existing Cogeneration building to Clusters 1, 2, 3 and new hot water supply system within the existing Cogeneration Building; new digester gas flares, new digester gas, thickened sludge, digested sludge, utility water, potable water, and cooling water supply/return yard piping, valves, vaults, and appurtenances between the existing Sludge Concentrators, Digesters Clusters 1, 2, 3, and Cogeneration Buildings; including demolition of existing yard piping, valves, and appurtenances and support and relocation of existing utilities; demolition of all electrical equipment inside existing Substation No. 7 and 8 Building; the construction of a new Substations No. 7 and No. 8 Building, including related site civil, architectural, structural, building mechanical, electrical, and instrumentation and controls; new electrical and instrumentation and control ductbanks conduit and cabling between new and existing facilities. This project includes construction of a new Acid Phase digester complex. This includes the construction of four (4) digester tanks, a control building, and an electrical building, including related site civil, architectural and structural, process mechanical systems, building mechanical, electrical and instrumentation and controls, painting and protective coatings; gas piping; new yard piping valves, vaults, and appurtenances to the Acid Phase Digester Complex, and support and relocation of existing utilities.

- NOTICE TO PROCEED DATE:  
08/08/2018
- END DATE: 01/08/2024

Contract Goals:

SBE-C  
10.24%

SBE-G/S  
0.86%



# PROJECT INFORMATION TO-DATE

<p>Award Amount:</p> <p><b>\$93,361,000</b></p>	<p>Total dollar value contracted to SBE-C to-date:</p> <p><b>\$9,904,241</b></p>	<p>Total dollar value contracted to SBE-G to-date:</p> <p><b>\$1,251,048.21</b></p>
<p>Total dollar value of payment received by Miami-Dade County (Paid Amount) :</p> <p><b>\$68,558,220.79</b></p>	<p>Total number of SBE-C contracted to-date:</p> <p><b>3</b></p>	<p>Total number of SBE-G contracted to-date:</p> <p><b>2</b></p>

Total percentage contracted all SBE's to-date: **11.95%**  
 (Total dollar value contracted to SBE's divided by total dollar value cost of work equals SBE percentage)

# SBE BREAKOUT TO-DATE

<p>Total \$ contracted SBE-C firms</p> <p><b>\$9,904,241.00</b></p>	<p>Total % contracted SBE-C firms</p> <p><b>10.61%</b></p>	<p>Total \$ paid-to-date SBE-C firms</p> <p><b>\$8,574,353.28</b></p>	<p>Total % paid-to-date SBE-C firms</p> <p><b>9.18%</b></p>
<p>Total \$ contracted SBE-G firms</p> <p><b>\$1,161,048.21</b></p>	<p>Total % contracted SBE-G firms</p> <p><b>1.24%</b></p>	<p>Total \$ paid-to-date SBE-G firms</p> <p><b>\$1,161,048.21</b></p>	<p>Total % paid-to-date SBE-G firms</p> <p><b>1.24%</b></p>

# SBE-CONSTRUCTION BREAKDOWN

Subcontractor	Project	Original Contract Amount with Change Order	Amount Paid to Date	Demographic Data
Eli's Mechanical Corp.	S-897	\$9,761,501 (10.46%)	\$8,431,613.28 (9.03%)	Hispanic / Male
Gomez & Son Fence	S-897	\$52,740.00 (0.06%)	\$52,740.00 (0.06%)	Hispanic / Male
Ruiz Trans Development	S-897	\$90,000.00 (0.10%)	\$90,000.00 (0.10%)	Hispanic / Female
<b>Total \$ contracted SBE-C</b>	<b>Total % contracted SBE-C</b>	<b>Total \$ paid-to-date SBE-C</b>		<b>Total % paid-to-date SBE-C</b>
<b>\$9,904,241.00</b>	<b>10.61%</b>	<b>\$8,574,353.28</b>		<b>9.18%</b>

## SBE-CONSTRUCTION DEMOGRAPHIC DATA TOTAL NUMBER OF FIRMS: 2

3 Hispanic-owned  
(10.61% of SBE-C)

0 African-American owned  
(0% of SBE-C)

0 Caucasian owned  
(0% of SBE-C)

1 Woman-owned  
(0.10% of SBE-C)

# SBE-GOODS BREAKDOWN

Subcontractor	Project	Original Contract Amount with Change Order	Amount Paid to Date	Demographic Data
Corcel Corp.	S-897	\$907,906.68 (0.97%)	\$907,906.68 (0.97%)	Hispanic / Male
Lehman Pipe and Supply**	S-897	\$253,141.53 (0.27%)	\$253,141.53 (0.27%)	Caucasian / Female
<b>SBE-G/S Total:</b>		<b>\$1,161,048.21 (1.24%)</b>	<b>\$1,161,048.21 (1.24%)</b>	

Total \$ contracted  
SBE-Gs

**\$1,161,048.21**

Total % contracted  
SBE-Gs

**1.24%**

Total \$ paid-to-date  
SBE-Gs

**\$1,161,048.21**

Total % paid-to-date  
SBE-Gs

**1.24%**

## SBE-GOODS DEMOGRAPHIC DATA TOTAL NUMBER OF FIRMS: 2

1 Hispanic-owned  
(0.97% of SBE-G&S)

0 African-American owned  
(0% of SBE-G&S)

1 Caucasian owned  
(0.27% of SBE-G&S)

1 Woman-owned  
(0.27% of SBE-G&S)

## ISSUE/CONCERN WITH SBEs/SBE PROGRAM

- None at this time

Thank You!



**MIAMI-DADE WATER AND SEWER DEPARTMENT**  
**CD 2.15(2) PLANT 2 CLUSTER 2 DIGESTER UPGRADES**  
**CONTRACT S-909**

**Project Team**

Brian MacClugage  
Executive Vice President  
305-325-1930  
brianm@pkflorida.com

Wendy Campbell  
Vice President of Project Administration &  
Marketing  
305-325-1930  
wendyc@pkflorida.com

Oscar Galindo  
Project Manager  
305-325-1930  
oscarg@pkflorida.com

**SBE-Construction Advisory Board Update**  
September 1, 2022 – October 31, 2022

## OVERALL CONTRACT SCOPE OF WORK

The overall scope of this Consent Decree project at Central District WWTP includes, but is not limited to, the replacement of all existing equipment, valves, piping; and appurtenances; electrical panels, conduits, cables, and lighting; instrumentation and controls; building mechanical; and architectural doors, windows, and louvers within the Digester Cluster Control Building No. 2 and inside Digester Tank Nos. 5, 6, 7, and 8; new digester covers for Digester Tank Nos. 5, 6, 7, and 8; new valve vault for Digester Cluster 2, replacement of all digester header yard piping beyond the valve vault which connects the Plant 2 Digester Clusters (including sanitary, hot water supply, hot water return, thickened sludge, and digester gas yard piping beyond valve vault); extension of the existing Electrical Room at the Control Building; structural repairs to and recoating of Control Building and Digester Tank Nos. 5, 6, 7, and 8.

- NOTICE TO PROCEED DATE: 07/10/2018
- END DATE: 07/23/2022

Contract Goals:

SBE-C  
10.43%

SBE-G/S  
2.71%

# PROJECT INFORMATION TO-DATE

<p>Award Amount:</p> <p><b>\$29,227,440</b></p>	<p>Total dollar value contracted to SBE-C to-date:</p> <p><b>\$4,276,208.32</b></p>	<p>Total dollar value contracted to SBE-G to-date:</p> <p><b>\$1,021,806.46</b></p>
<p>Total dollar value of payment received by Miami-Dade County (Paid Amount) :</p> <p><b>\$26,957,753.69</b></p>	<p>Total number of SBE-C contracted to-date:</p> <p><b>4</b></p>	<p>Total number of SBE-G contracted to-date:</p> <p><b>2</b></p>

Total percentage contracted all SBE's to-date: **18.13%**  
 (Total dollar value contracted to SBE's divided by total dollar value cost of work equals SBE percentage)

# SBE BREAKOUT TO-DATE

Total \$ contracted SBE-C firms	Total % contracted SBE-C firms	Total \$ paid-to-date SBE-C firms	Total % paid-to-date SBE-C firms
<b>\$4,276,208.32</b>	<b>14.63%</b>	<b>\$3,735,035.45</b>	<b>12.78%</b>
Total \$ contracted SBE-G firms	Total % contracted SBE-G firms	Total \$ paid-to-date SBE-G firms	Total % paid-to-date SBE-G firms
<b>\$1,021,806.46</b>	<b>3.50%</b>	<b>\$ 1,021,806.46</b>	<b>3.50%</b>

# SBE-CONSTRUCTION BREAKDOWN

Subcontractor	Project	Original Contract Amount with Change Order	Amount Paid to Date	Demographic Data
Eli's Mechanical Corp.	S-909	\$3,096,019 (10.59%)	\$2,881,084 (9.86%)	Hispanic / Male
Sunshine State Air Conditioning	S-909	\$459,200 (1.57%)	\$434,815 (1.49%)	Hispanic / Male
Transamerica Construction Company	S-909	\$708,201.32 (2.42%)	\$659,966.25 (2.26%)	Hispanic / Male
Gomez & Son Fence	S-909	\$12,788 (0.04%)	\$12,788 (0.04%)	Hispanic / Male

<b>Total \$ contracted SBE-C</b>	<b>Total % contracted SBE-C</b>	<b>Total \$ paid-to-date SBE-C</b>	<b>Total % paid-to-date SBE-C</b>
<b>\$4,276,208.32</b>	<b>14.63%</b>	<b>\$3,988,653.25</b>	<b>13.65%</b>

# SBE-CONSTRUCTION DEMOGRAPHIC DATA

## TOTAL NUMBER OF FIRMS: 4

4 Hispanic-owned  
(14.63% of SBE-C)

0 African-American owned  
(0% of SBE-C)

0 Caucasian owned  
(0% of SBE-C)

0 Woman-owned  
(0% of SBE-C)

# SBE-GOODS BREAKDOWN

Subcontractor	Project	Original Contract Amount with Change Order	Amount Paid to Date	Demographic Data
Corcel Corp.	S-909	\$898,608.40 (3.08%)	\$898,608.40 (3.08%)	Hispanic / Male
Lehman Pipe and Supply	S-909	\$123,198.06 (0.42%)	\$123,198.06 (0.42%)	Caucasian / Female
<b>SBE-G Total:</b>		<b>\$1,021,806.46 (3.50%)</b>	<b>\$1,021,806.46 (3.50%)</b>	

Total \$ contracted  
SBE-Gs  
**\$1,021,806.46**

Total % contracted  
SBE-Gs  
**3.50%**

Total \$ paid-to-date  
SBE-Gs  
**\$1,021,806.46**

Total % paid-to-date  
SBE-Gs  
**3.50%**

# SBE-GOODS DEMOGRAPHIC DATA

## TOTAL NUMBER OF FIRMS: 2

1 Hispanic-owned  
(3.08% of SBE-G&S)

0 African-American owned  
(0% of SBE-G&S)

1 Caucasian owned  
(0.42% of SBE-G&S)

1 Woman-owned  
(0.42% of SBE-G&S)



## ISSUE/CONCERN WITH SBEs/SBE PROGRAM

- None at this time.

Thank you!

**MIAMI-DADE WATER AND SEWER DEPARTMENT  
CD 1.05(2) EFFLUENT PUMP STATION ELECTRICAL  
IMPROVEMENTS FOR PUMPS 1 THROUGH 6  
CONTRACT S-922**

**SBE-Construction Advisory Board Update**  
September 1, 2022 – October 31, 2022

**Project Team**

Brian MacClugage  
Executive Vice President  
305-325-1930  
brianm@pkflorida.com

Wendy Campbell  
Vice President of Project Administration &  
Marketing  
305-325-1930  
wendyc@pkflorida.com

Stephen Polk II  
Senior Project Manager  
305-325-1930  
stephenpii@pkflorida.com

## OVERALL CONTRACT SCOPE OF WORK

The overall scope of this Consent Decree project at South District WWTP includes, but is not limited to, electrical improvements at the Effluent Pump Station 1. The referenced pump station consists of twelve (12) vertical turbine pumps which pump treated effluent from the plant to the injection wells onsite. The electrical improvements include replacing the motors for existing Effluent Pumps 1 through 6 with new 900 horsepower motors, and the construction of a new two-story electrical building which will house all new electrical switchgear, transformers, motor control centers, variable frequency drives, and other electrical & control equipment for pump station operation.

- NOTICE TO PROCEED DATE:  
10/03/2019
- END DATE: 01/05/2022

Contract Goals:

SBE-C  
8.62%

SBE-G/S  
3.03%

# PROJECT INFORMATION TO-DATE

<p>Award Amount, including <b>CO #1</b>:</p> <p><b>\$25,917,344</b></p>	<p>Total dollar value contracted to SBE-C to-date:</p> <p><b>\$3,057,832.58</b></p>	<p>Total dollar value contracted to SBE-G to-date:</p> <p><b>\$865,491.92</b></p>
<p>Total dollar value of payment received by Miami-Dade County (Paid Amount) :</p> <p><b>\$24,351,408.33</b></p>	<p>Total number of SBE-C contracted to-date:</p> <p><b>4</b></p>	<p>Total number of SBE-G contracted to-date:</p> <p><b>2</b></p>
<p>Total percentage contracted all SBE's to-date: <b>15.14%</b> (Total dollar value contracted to SBE's divided by total dollar value cost of work equals SBE percentage)</p>		

# SBE BREAKOUT TO-DATE

<p>Total \$ contracted SBE-C firms</p> <p><b>\$3,057,832.58</b></p>	<p>Total % contracted SBE-C firms</p> <p><b>11.80%</b></p>	<p>Total \$ paid-to-date SBE-C firms</p> <p><b>\$3,057,832.58</b></p>	<p>Total % paid-to-date SBE-C firms</p> <p><b>11.80%</b></p>
<p>Total \$ contracted SBE-G firms</p> <p><b>\$865,491.92</b></p>	<p>Total % contracted SBE-G firms</p> <p><b>3.34%</b></p>	<p>Total \$ paid-to-date SBE-G firms</p> <p><b>\$865,491.92</b></p>	<p>Total % paid-to-date SBE-G firms</p> <p><b>3.34%</b></p>

# SBE-CONSTRUCTION BREAKDOWN

Subcontractor	Project	Original Contract Amount with Change Order	Amount Paid to Date	Demographic Data
Sunshine State Air Conditioning	S-922	\$672,700.00 (2.60%)	\$672,700.00 (2.60%)	Hispanic / Male
Transamerica Construction Company	S-922	\$2,268,280.58 (8.75%)	\$2,268,280.58 (8.75%)	Hispanic / Male
Gomez & Son Fence	S-922	\$26,610.00 (0.10%)	\$23,610.00 (0.10%)	Hispanic / Male
JJAS Door Installations	S-922	\$90,242.00 (0.35%)	\$90,242.00 (0.35%)	Hispanic / Female

<b>Total \$ contracted SBE-C</b>	<b>Total % contracted SBE-C</b>	<b>Total \$ paid-to-date SBE-C</b>	<b>Total % paid-to-date SBE-C</b>
<b>\$3,057,832.58</b>	<b>11.80%</b>	<b>\$3,057,832.58</b>	<b>11.80%</b>

## SBE-CONSTRUCTION DEMOGRAPHIC DATA

### TOTAL NUMBER OF FIRMS: 4

4 Hispanic-owned  
(11.80% of SBE-C)

0 African-American owned  
(0% of SBE-C)

0 Caucasian owned  
(0% of SBE-C)

1 Woman-owned  
(0.35% of SBE-C)



# SBE-GOODS BREAKDOWN

Subcontractor	Project	Original Contract Amount with Change Order	Amount Paid to Date	Demographic Data
Corcel Corp.	S-922	\$846,968.80 (3.31%)	\$846,968.80 (3.31%)	Hispanic / Male
Lehman Pipe and Supply	S-922	\$18,523.12 (0.07%)	\$18,523.12 (0.07%)	Caucasian / Female
<b>SBE-G/S Total:</b>		<b>\$865,491.92 (3.34%)</b>	<b>\$865,491.92 (3.34%)</b>	

Total \$ contracted  
SBE-Gs

**\$865,491.92**

Total % contracted  
SBE-Gs

**3.34%**

Total \$ paid-to-date  
SBE-Gs

**\$865,491.42**

Total % paid-to-date  
SBE-Gs

**3.34%**

## SBE-GOODS DEMOGRAPHIC DATA TOTAL NUMBER OF FIRMS: 2

1 Hispanic-owned  
(3.27% of SBE-G&S)

0 African American-owned  
(0% of SBE-G&S)

1 Caucasian-owned  
(0.07% of SBE-G&S)

1 Woman-owned  
(0.07% of SBE-G&S)

## ISSUE/CONCERN WITH SBEs/SBE PROGRAM

- None at this time.

Thank You!

## **September 19, 2022 Meeting Minutes**

**Small Business Enterprise Construction  
Advisory Board Meeting Minutes  
September 19, 2022  
SBD Main Conference Room**

Start: 1:12 PM  
Stop: 3:25 PM

Appointed: 8  
Quorum: 5

(E)=Excused (U) =Unexcused

<b><u>PRESENT</u></b>	<b><u>ABSENT</u></b>
Dorothy Brown-Alfaro	William Derrer (Chairperson) <b>E</b>
Elsie K. Hamler	Anthony R. Gomez <b>E</b>
Jessie Bernard Houston	Alejandro Munilla <b>E</b>
Shellie Ransom-Jackson	
Jeovanni R. Tarafa	

**Staff:**

Gary T. Hartfield (SBD Director), Rossi Siewnarine (SBD Section Chief), Jeanise Cummings-Labossier (SBD Section Chief), Lawanda Wright-Robinson (SBD Section Chief), Andrew Burgess (SBD Construction Project Manager), Michou Jean (SBD Section Manager), Luis Martinez (Administrative Officer 1), David Hope (CAO)

- I. Welcome/Introductions** – Michou Jean (SBD) called the meeting to order at 1:12 PM. Board member Elsie Hamler welcomed all Board members and staff and proceeded to the agenda.
  
- II. Discussions**
  - a. Task Log**
    - i. Ms. Jean provided an update on the task log and advised the Advisory board if there any items they would like to remove or add to the list. Dorothy Brown-Alfaro had questions on how certification programs in other Counties compare to Miami-Dade County. Specifically, whether the scope of the program was larger than Miami-Dade County. David Hope (CAO) discussed the new mid-level tiers for construction contracts along with good & services contracts. He explained to the advisory board about why the mid-level tier was created.
    - ii. Ms. Brown-Alfaro discussed the task log item that was related to increasing the trade dollar limits in the SBE-C Administrative Order, and Ordinance similar to Broward County. Mr. Hartfield stated that there is a 14-day prompt payment policy in which is applicable to all SBE programs.
  
  - b. Recommendations**
    - i. Ms. Jean provided an update and advised that staff is reviewing the recommendations.

**Small Business Enterprise Construction  
Advisory Board Meeting Minutes  
September 19, 2022  
SBD Main Conference Room**

**c. Ongoing Construction Challenges**

- i. No discussion.

**d. Discussion on Mid-level Firms**

- i. Ms. Hamler asked for clarity on the process of how legislation is presented to the BCC, she mentioned that it would have been a great opportunity for discussion and allow the advisory board to provide their input prior to the item being presented at the BCC meeting. Mr. Hope advised that the item was presented by a commissioner, and it was not presented by the administration, in which the process differs.
- ii. Gary T. Hartfield discuss what the mid-level tier is and how it would benefit the small businesses. He also mentioned that the item went through first reading on September 1<sup>st</sup> and will go through second reading on October 30<sup>th</sup>. Ms. Brown-Alfaro asked if staff could compile similar program in other counties. Mr. Hartfield advised that Miami-Dade County operates at a larger scale than the other counties and because of that, procedures are in place to adhere to the county's needs.

**III. SBD Section Reports**

**a. SBE – Construction Business Outreach and Education (Lawanda Wright-Robinson)**

- i. The report was presented by Lawanda Wright-Robinson (SBD Section Chief).
- ii. The report collected data from July 1, 2022, to August 31, 2022.
- iii. It was advised that there were two (2) workshops conducted by SBD and five (5) partnerships conducted during the reported period.

**b. SBE- Project Review & Analysis (Laurie Johnson)**

- i. The report was presented by Andrew Burgess (SBD Construction Project Manager).
- ii. The report collected data from July 1, 2022, to August 31, 2022.
- iii. The board had no further questions.

**c. SBE – Construction Utilization Report (Rossi Siewnarine)**

- i. The report was presented by Rossi Siewnarine (SBD Section Chief).
- ii. The report collected data from July 1, 2022, to August 31, 2022.
- iii. Board members had no further questions.

**Small Business Enterprise Construction  
Advisory Board Meeting Minutes  
September 19, 2022  
SBD Main Conference Room**

**d. SBE – Construction Certification Report (Jeanise Cummings-Labossier)**

- i. The report was presented by Jeanise Cummings (SBD Section Chief).
- ii. The report collected data from July 1, 2022, to August 31, 2022.
- iii. Board members had no further questions.

**IV. Construction Management Reporting**

**a. Miscellaneous Construction Contract MCC- 8 (MCM Corporation)**

- i. The report was presented by Carolyn Modeste on behalf of MCM Corporation.
- ii. The contracted goal was 19 % and their achieved goals was 19%.

**b. Miscellaneous Construction Contract MCC- 9-18 (MCM Corporation)**

- i. The report was presented by Kenneth Robertson on behalf of MCM Corporation.
- ii. The contracted goal was 22 % and their achieved goals was 19.3%.

**a. Project A- Jackson North Medical Center (OHL Arellano Construction Co.)**

- i. The report was presented by Nancy Carceres on behalf of OHL Arellano Construction.
- ii. The contracted goal was 37% and their achieved goals was 94%.

**b. Project B- Jackson West Medical Center (Yates Construction)**

- i. The report was presented by Jinet Pulliam on behalf of Yates Construction.
- ii. The contracted goal was 34.38% and their achieved goals was 32.80%.

**c. Project E- Jackson South Medical Center (Turner Construction Company)**

- i. The report was presented by Jordyn Hopkins on behalf of Turner Construction.
- ii. The contracted goal was 30.20 % and their achieved goals was 80.13%.

**d. Project F- Christine E. Lynn Rehabilitation Hospital (Turner Construction Company)**

- i. The report was presented by Jordyn Hopkins on behalf of Turner Construction.
- ii. The contracted goal was 34.05 % and their achieved goals was 32.57%.



**Small Business Enterprise Construction  
Advisory Board Meeting Minutes  
September 19, 2022  
SBD Main Conference Room**

**e. DTC Vertical Expansion (Turner Construction Company)**

- i. The report was presented by Jordyn Hopkins on behalf of Turner Construction.
- ii. The contracted goal was 21.6 % and their achieved goals was 18.83%.

**f. Foundry Project Flash (Miller Construction Company)**

- i. The report was presented by Jason Morgan on behalf of Miller Construction Company.
- ii. The contracted goal was 12.38 % and their achieved goals was 3.32%.

**g. Cruise Terminal F Expansion (Lemartec Corporation)**

- i. Item deferred.

**h. NDWWTPP Clarifiers (Kiewit Infrastructure South, Co.)**

- i. The report was presented by Vaughn Knoeppel on behalf of Kiewit Infrastructure South, Co.
- ii. The contracted goal was 12.83% and their achieved goals was 12.83%.

**i. CDWWTP Oxygen Production (PCL Construction, Inc.)**

- ii. The report was not submitted.

**j. Design, Build, Finance, Operate, Maintain Civil and Probate Courthouse (Tutor Perini Corporation)**

- i. The report was presented by Armando Perez behalf of Tutor Perini Corporation.
- ii. The contracted goal was 13.11 % and their achieved goals was 15.1%.

**k. Grove Central Mixed-Use (Juneau Construction)**

- i. Item deferred.

**l. Pool & Kent Company of Florida**

- i. Item deferred.

**V. Old Business**

**a. Approval of July 18, 2022, Meeting Minutes**

- i. Dorothy Brown-Alfaro motioned to approve the meeting minutes and board member Shellie Ransom-Jackson seconded the motion. (Approved 5-0).

**Small Business Enterprise Construction  
Advisory Board Meeting Minutes  
September 19, 2022  
SBD Main Conference Room**

**VI. New Business**

**a. Discussion on 735 House Bill**

- i. Mr. Hope went over the House Bill 735 with the advisory board and how it would affect occupational license starting in 2023. He explained that the impact the bill has is that if there is a requirement at the county level for licensing, and the state no longer requires the licensing, as a county we cannot regulate that.
- ii. Shellie Ransom-Jackson mentioned how the bill can affect who is required to obtain a license and people will be doing work and not be equipped to do so and there will be obstacles to regulate since it is no longer back up at the state level. She also mentioned how it effects the cost of those jobs.
- iii. Ileana Quintana (WASD) mentioned that the impact will be on 53 trades that won't be able to pull a permit. This will cause these subcontractors to get permits through a general contractor but that causes the term putting up a "Front" and they could be penalized for these activities. This ultimately may cause small businesses to be out of work.

**b. Request for future agenda items**

- i. The board requested the aging report that is being provided to Small Business Department liaisons.

**VII. Reasonable opportunity for the public to be heard before County boards (Sec. 2-11.39.3).**

- i. Gloria Fonseca expressed her concern regarding the 735 Bill. She mentioned that the bill will hurt microbusinesses and mcc project helps sub-contractors to gain work. The also expressed that county should continue to provide set asides for projects.

**VIII. Adjournment** - Meeting adjourned by board member Elsie Hamler at 3:25 p.m.

## **2023 Meeting Dates**

# 2023 Small Business Enterprise Construction Advisory Board Meeting Dates

**The Construction Advisory Board Meeting dates for 2023 are as follows:**

**When:** Monday, January 23, 2023 (Holiday on January 16 TBD)  
Monday, March 20, 2023  
Monday, May 15, 2023  
Monday, July 17, 2023  
Monday, September 18, 2023  
Monday, November 20, 2023

**Time:** 1:00- 3:00pm

## **Location:**

### **Board Members- In person**

Small Business Development  
Stephen P. Clark Center  
111 N.W. 1<sup>st</sup>, 19<sup>th</sup> Floor- Main Conference Room  
Miami, FL 33128

### **Public - Virtual Meeting - Zoom**

Register in advance for this webinar:

[https://miamidade.zoom.us/webinar/register/WN\\_HbnjI1CDQiyOndyQmOGL8Q](https://miamidade.zoom.us/webinar/register/WN_HbnjI1CDQiyOndyQmOGL8Q)

**Note:** *The Construction Advisory Board meetings are held Bi-Monthly on the 3<sup>rd</sup> Monday of the designated month unless a County observed holiday falls on that Monday.*