



MIAMI-DADE COUNTY, FLORIDA  
COMMUNITY ACTION AND HUMAN SERVICES DEPARTMENT

COMMUNITY ACTION AGENCY BOARD  
OFFICERS:

701 NW 1<sup>st</sup> COURT, SUITE 1000  
MIAMI, FLORIDA 33136  
(786) 469-4600 /FAX: (786) 469-4703

DR. JOYCE PRICE  
*Chairperson*

REGINA GRACE  
*1<sup>st</sup> Vice Chair*

DERRICK WILLIAMS  
*2<sup>ND</sup> Vice Chair*

VACANT  
*3<sup>rd</sup> Vice Chair*

VACANT  
*Secretary*

NATALIE ROBINSON-BRUNER  
*Assistant Secretary*

DR. MICHAEL G. FRESCO, SR.  
*Treasurer*

ALVIN W. ROBERTS  
*Parliamentarian*

TWAQUILLA EATMAN  
*Policy Council Chair*

MARJORIE YORK  
*At-Large Member*

DR. CATHIA DARLING  
*At-Large Member*

DR. WILLIAM ZUBKOFF  
*Former Chairperson*

**MEMBERS:**

Elaine Adderly  
Horacio Aguirre  
Deena Albelto  
Countess Balogun  
Elizabeth Berenguer  
Dr. Santarvis Brown  
Charlotte Cassel  
Janie F. Centeno  
Alexander Chenault  
Tiffany B. Crapp  
Luis DeRosa  
Gloria Joseph  
Marissa Lindsey  
Dr. Melissa Noya  
Leah Shadle  
Kelly Valle  
Larry Williams

**EMERITUS MEMBERS:**

\*\*James Fayson  
\*\*Rev. Willfred McKenzie  
\*\*Lillie Williams


**DEPARTMENT DIRECTOR:**

Sonia J. Grice

\*\* *Deceased*

**MEMORANDUM**

**TO:** CAA JOINT FINANCE AND EXECUTIVE  
COMMITTEE MEETING

**FROM:** Sonia J. Grice Department Director 

**DATE:** August 31, 2021

**SUBJECT:** Meeting Notice

The Community Action Agency Joint Finance and Executive Committee Meeting will be held on Monday, September 13, 2021 at 4:00 PM. Please see details below:

**CAA JOINT FINANCE AND EXECUTIVE  
COMMITTEE MEETING**

**Monday, September 13, 2021 at 4:00 PM**

**Stephen P. Clark Center**

**701 NW 1<sup>st</sup> Court, 1<sup>st</sup> Floor Training Room**

**Miami, Florida, 33136**

**\*If transportation assistance is needed kindly contact Matias  
Buchhalter at (305) 310-4653 by close of business on September 10,  
2021.**

Your attendance and participation are essential. Thank you for your continued support and commitment. If you have any questions, please contact Matias Buchhalter at (305) 310-4653.

**COMMUNITY ACTION AGENCY BOARD  
OFFICERS:**

701 NW 1<sup>st</sup> COURT, SUITE 1000  
MIAMI, FLORIDA 33136  
(786) 469-4600 /FAX: (786) 469-4703

**DR. JOYCE PRICE**  
*Chairperson*

**REGINA GRACE**  
*1<sup>st</sup> Vice Chair*

**DERRICK WILLIAMS**  
*2<sup>ND</sup> Vice Chair*

**VACANT**  
*3<sup>rd</sup> Vice Chair*

**VACANT**  
*Secretary*

**NATALIE ROBINSON-BRUNER**  
*Assistant Secretary*

**DR MICHAEL G. FRESCO**  
*Treasurer*

**ALVIN W. ROBERTS**  
*Parliamentarian*

**TWAQUILLA EATMAN**  
*Policy Council Chair*

**MARJORIE YORK**  
*At-Large Member*

**DR. CATHIA DARLING**  
*At-Large Member*

**DR. WILLIAM ZUBKOFF**  
*Former Chairperson*

**MEMBERS:**

Elaine Adderly  
Horacio Aguirre  
Deena Albelto  
Countess Balogun  
Elizabeth Berenguer  
Dr. Santarvis Brown  
Charlotte Cassel  
Janie F. Centeno  
Alexander Chenault  
Tiffany B. Crapp  
Luis DeRosa  
Carol A. Gardner  
Gloria Joseph  
Marissa Lindsey  
Dr. Melissa Noya  
Leah Shadle  
Kelly Valle  
Larry Williams

**EMERITUS MEMBERS:**

\*\*James Fayson  
\*\*Rev. Wilfred McKenzie  
\*\*Lillie Williams

**DIRECTOR:**

Sonia J. Grice

\*\* Deceased

**COMMUNITY ACTION AGENCY  
JOINT FINANCE AND EXECUTIVE COMMITTEE MEETING  
MONDAY, SEPTEMBER 13, 2021 @ 3:00 P.M.**

**AGENDA**

**CALL TO ORDER**

**INSPIRATIONAL MESSAGE**

**CAA MISSION STATEMENT**

**ROLL CALL/INTRODUCTIONS**

**Mission Statement**

"To empower economically disadvantaged individuals, families and communities through advocacy, education, resource mobilization and service delivery."

**1. CHAIRPERSON'S COMMENTS**

**Updates from the CAA Board:**

A. Adoption of the Agenda

B. Recommendation: Approval to Accept the Joint Finance and Executive Committee Meeting

Minutes – June 7, 2021

[pgs.4-9]

C. Recommendation: Approval to Accept the Joint Finance and Executive Committee Special Call

Meeting Minutes – July, 19, 2021

[pgs.10-12]

**2. REASONABLE OPPORTUNITY TO BE HEARD**

**3. COMMITTEE REPORTS / ACTION ITEMS**

**A. Committee Reports**

1. Head Start/ Early Head Start Policy Council Chairperson's Report for June-July 2021

\*Recommendation: Approval to Accept:

[pgs.13-14]

a. HS/EHS Financial Statement ending May 31, 2021 PY: 2020-21

[pgs.15-17]

b. EHS-CCP Financial Statement ending May 31, 2021 PY: 2020-21

[pgs.18-20]

c. EHS-CCP Expansion Financial Statement ending May 31, 2021 PY: 2020-21

[pgs.21-23]

d. Miami-Dade County Public School Relocation: Olinda Elementary Head Start, Bunche Park

Elementary Head Start, and South Pointe Elementary Head Start

[pg.24]

e. Head Start University Partnerships: Building the Evidence Base for ECE Workforce

Well-Being

[pgs.25-26]

f. New CCP Provider: Universal Academy

[pg.27]

**4. DIRECTOR'S REPORT/DEPARTMENTAL UPDATES – INFORMATIONAL**

A. Divisional Updates/Content Area Reports

[pgs.28-123]

1. Elderly and Disability Services

[pgs.29-30]

2. Energy, Facilities & Transportation

[pgs.31-36]

3. Family and Community Services

[pg.--]

4. Psychological Services

[pgs.37-41]

5. Violence Prevention and Intervention

[pgs.42-44]

6. Greater Miami Service Corps

[pg.--]

7. Rehabilitative Services

[pg.45]

8. Head Start Early Head Start Content Area Report for May and June 2021

[pgs.46-115]

9. ACF-PI-HS-21-03 FY 2021 American Rescue Plan Funding Increase for Head Start Program

[pgs.116-119]

10. ACF-PI-HS-21-04: Office of Head Start (OHS) Expectations for Head Start Programs in Program Year (PY) 2021–2022

[pgs.120-123]

**5. OTHER/NEW BUSINESS**

**6. ANNOUNCEMENTS**

**7. ADJOURNMENT**

**Next CAA Executive Committee Meeting:**

**Monday, October 4, 2021  
4:00 P.M.**

**Next CAA Board Meeting**

**Monday, September 13, 2021  
4:00 P.M.**

**Community Action Agency (CAA) Board Decorum**

Any person making impertinent or slanderous remarks or who becomes boisterous while addressing the CAA Board and its committees or Community Advisory Committees, shall be barred from further appearance before said Board and committees by the presiding officer, unless permission to continue or again address the CAA Board and its committees or Community Advisory Committees is granted by the majority vote of the members present. No clapping, applauding, heckling, or verbal outbursts in support or opposition to a speaker or his or her remarks shall be permitted. No signs or placards shall be allowed in CAA Board and committee meetings or Community Advisory Committee meetings. Persons exiting meetings shall do so quietly. Talking on cell phones is not permitted in CAA Board and committee meetings or Community Advisory Committee meetings.

Ringers must be set to silent mode to avoid disruption.



Community Action and Human Services (CAHSD) Board

## CAA JOINT FINANCE AND EXECUTIVE COMMITTEE MEETING MINUTES

**Meeting Date: MONDAY, JUNE 7, 2021 @ 4:00 PM**

Attendance					
Dr. Joyce Price, Chair	P	Regina Grace	P	Derrick Williams	P
Natalie Robinson-Bruner	EX	Dr. Michael G. Fresco, Sr.	P	Alvin W. Roberts (Attended meeting remotely via Zoom)	P
Twaquilla Eatman	P	Marjorie York	P	Dr. Cathia Darling	P
Dr. William Zubkoff (Attended meeting remotely via Zoom)	P				
* (10) Committee Members. Quorum was established, with (7) Committee members physically present for the meeting.					
P = Present (9)		E = Excused (1)		A = Absent (0)	
Attendance – Board Members/Staff/Visitors					
Wanda Walker, Family and Community Services Division Director	Richard Signori, CAHSD Fiscal Director		Matias Buchhalter, Staff		
Brenda Williams, Fiscal Administrator HS/ES	Cassandra Alexander, Staff		Jessica Mejia, Staff		
Alton Sears, Staff	Salvador Najarro, Assistant Director		Aleah Smith, Staff		
Rani Panchanathan, Nutrition Services Coordinator, Staff	Former State Representative Roy Hardemon, Visitor				
Eleven (11) staff/visitors in attendance					
CALL TO ORDER				ACTION NEEDED/TAKEN	
Call to Order Inspirational Message CAA Mission Statement	1 <sup>st</sup> Vice Chair, Ms. Regina Grace, called the CAA Joint Finance and Executive Committee meeting to order at approximately 4:16 P.M. Mr. Derrick Williams provided the inspirational message, and Dr. Cathia Darling recited the CAA mission statement.		N/A		
I. CHAIRPERSON COMMENTS				ACTION NEEDED/TAKEN	
Updates from the CAA Board:	• Deena Albelto was elected as the Florida City Target Area CAA Board representative, effective March 25, 2021.		N/A		



	<ul style="list-style-type: none"> <li>• Sharon Frazier-Stephens was removed from the CAA Board, effective April 19, 2021.</li> <li>• Lis-Marie Alvarado resigned from the CAA Board, effective May 14, 2021</li> <li>• Chairwoman Dr. Joyce Price to appoint a nominating committee to fill vacancies. Members must be able to meet in-person at least once to complete the process.</li> </ul>	
<b>A. Adoption of the Agenda</b>	Ms. Grace asked for a motion for the adoption of the agenda which was moved by Dr. Michael G. Fresco Sr., and seconded by Dr. Cathia Darling. Motion passed unanimously.	<b>N/A</b>
<b>B. Recommendation: Approval to Accept the Joint Finance and Executive Committee Meeting Minutes – April 5, 2021</b>	Ms. Grace asked for motion to approve and accept the Joint Finance and Executive Committee Meeting Minutes from April 5, 2021 which was moved by Dr. Joyce Price, and seconded by Ms. Marjorie York. Motion passed unanimously.	<b>N/A</b>
<b>C. Recommendation: Approval to Accept the Joint Finance and Executive Committee Special Call Meeting Minutes – April 19, 2021</b>	Ms. Grace asked for motion to approve and accept the Joint Finance and Executive Committee Meeting Minutes from April 19, 2021 which was moved by Dr. Fresco, and seconded by Dr. Price. Motion passed unanimously.	<u>Action Taken:</u> Staff has corrected the minutes with respect to agenda item 3A1a in regards to adding to the record the question posed by Dr. Fresco of the cost allocation of “other” funding.
<b>D. Recommendation: Approval to Accept the Joint Finance and Executive Committee Meeting Minutes – May 3, 2021</b>	Ms. Grace asked for motion to approve and accept the Joint Finance and Executive Committee Meeting Minutes from May 3, 2021 which was moved by Dr. Fresco, and seconded by Ms. Twaquilla Eatman. Motion passed unanimously.	<b>N/A</b>
<b>II. REASONABLE OPPORTUNITY TO BE HEARD</b>		
<ul style="list-style-type: none"> <li>• Former State Representative, Roy Hardemon requested a reasonable opportunity to be heard. Ms. Grace provided the opportunity to Mr. Hardemon to speak to the Executive Committee.</li> <li>• Mr. Hardemon presented a series of concerns on behalf of the Liberty City, Brownsville, and Opa Locka Community Advisory Councils, such as the existing struggle to achieve quorum and outstanding vacancies on the CACs.</li> <li>• Ms. Grace directed Mr. Hardemon to direct his concerns in writing to the CAHSD Interim Director, and for CAHSD staff to utilize the upcoming summer recess to address these issues and provide support to the CACs. Mr. Hardemon also advised that CAHSD staff are working diligently to address these issues, and Ms. Grace articulated that the Executive Committee supports the efforts by staff to resolve these setbacks.</li> </ul>		
<b>III. COMMITTEE REPORTS/ ACTION ITEMS</b>		<b>ACTION NEEDED/TAKEN</b>

<b>Finance Committee</b> <b>a. Recommendation: Approval to Accept the CAHSD Financial Statements from October 2020—March 2021</b>	<p>At Ms. Grace's request, Mr. Salvador Najarro, CAHSD Assistant Director, presented the CAHSD Financial Statements from October 2020—March 2021. The Community Action and Human Services Department FY 2020-21 Adopted budget is \$149,078,000. By subtracting the budgets of the Head Start/ Early Head Start, Summer meals and the Greater Miami Service Corp, the total adopted budget for the remaining programs is \$66,297,000. The Year-to-Date expense through the month of March 2021 for these programs is \$36,816,252 or 56% of budget. <b>Ms. Grace asked for a motion to approve and accept the CAHSD Financial Statements from October 2020—March 2021 which was moved by Dr. Fresco, and seconded by Mr. Williams. Motion passed unanimously.</b></p>	<p><b>N/A</b></p>
<b>Head Start/ Early Head Start Policy Council Chairperson's Report for April and May 2021</b>	<p>At Ms. Grace's request, Ms. Twaquilla Eatman, Head Start/Early Head Start Policy Council Chairperson's, presented the Head Start/ Early Head Start Policy Council Chairperson's Report for April and May 2021, followed by discussion. <b>Ms. Grace asked for a motion to approve and accept the Head Start/ Early Head Start Policy Council Chairperson's Report for April and May 2021 which was moved by Dr. Price, and seconded by Dr. Darling. Motion passed unanimously.</b></p>	<p><b>N/A</b></p>
<b>*Recommendation: Approval to Accept: a. Head Start/Early Head Start Financial Statements from March – April 2021 PY 2020-21</b>	<p>At Ms. Grace's request, Ms. Brenda Williams, Head Start/Early Head Start Fiscal Administrator, presented the Head Start/Early Head Start Financial Statements from March through April 2021 PY 2020-21. The financial report for the Head Start/Early Head Start program through April 30, 2021, pertains to the 9th month of the 12 month contract year. This includes the budgeted amount of \$66,060,042 which includes COLA &amp; quality improvement of \$3,066,864 and a one-time supplemental of \$936,892. And an actual adjusted expenditures of \$32,507,648. Outstanding invoices in process of approximately \$6,609,409. The current funds utilization rate is 59.21%. <b>Ms. Grace asked for a motion to approve and accept the Head Start/Early Head Start Financial Statements from March through April 2021 PY 2020-21 which was moved by Mr. Williams, and seconded by Dr. Price. Motion passed unanimously.</b></p>	<p><b>N/A</b></p>
<b>b. Head Start/Early Head Start Financial Statements</b>	<p>At Ms. Grace's request, Ms. Williams presented the Head Start/Early Head Start Financial Statements from March 2021 PY 2020-21 One Time Activities COVID-19. The financial report for the Head Start/Early Head Start program</p>	<p><b>N/A</b></p>

<b>from March 2021 PY 2020-21 One Time Activities COVID-19</b>	<p>through March 31, 2021 includes the budgeted amount of \$5,937,224 and an actual adjusted expenditures of \$4,909,979. Outstanding invoices in process of approximately \$1,027,245. The current funds utilization rate is 100%. <b>Ms. Grace asked for a motion to approve and accept the Head Start/Early Head Start Financial Statements from March 2021 PY 2020-21 One Time Activities COVID-19 which was moved by Dr. Fresco, and seconded by Mr. Williams. Motion passed unanimously.</b></p>	
<b>c. Early Head Start Childcare Partnership Program Financial Statement for March 2021 PY2020-21</b>	<p>At Ms. Grace's request, Ms. Williams presented the Early Head Start Childcare Partnership Program Financial Statement for March 2021 PY 2020-21. The financial report for the Childcare Partnership program through March 31, 2021 pertains to the 8<sup>th</sup> month of the 12th, month contract year. This includes the budgeted amount of \$3,476,011 which includes COLA and quality improvement of \$152,792 and an actual adjusted expenditures of \$1,942,622 and invoices in process of approximately \$132,642. The current funds utilization rate is 59.71%. <b>Ms. Grace asked for a motion to approve and accept the Early Head Start Childcare Partnership Program Financial Statement for March 2021 PY 2020-21 which was moved by Dr. Fresco, and seconded by Mr. Williams. Motion passed unanimously.</b></p>	<p><b>N/A</b></p>
<b>d. Early Head Start Childcare Partnership Program Financial Statement for March 2021 PY 2020-21 One Time Activities COVID-19</b>	<p>At Ms. Grace's request, Ms. Williams presented the Early Head Start Childcare Partnership Program Financial Statement for March 2021 PY 2020-21 One Time Activities COVID-19. The financial report for the Childcare Partnership program through March 31, 2021 includes the budgeted amount of \$210,914 and an actual adjusted expenditures of \$210,914 and adjustment in process of \$310. The current funds utilization rate is 100%. <b>Ms. Grace asked for a motion to approve and accept the Early Head Start Childcare Partnership Program Financial Statement for March 2021 PY 2020-21 One Time Activities COVID-19 which was moved by Dr. Darling, and seconded by Dr. Price. Motion passed unanimously.</b></p>	<p><b>N/A</b></p>
<b>e. Combination – Early Head Start – Child Care Partnership Program Financial Statements from March –</b>	<p>At Ms. Grace's request, Ms. Williams presented the Combination – Early Head Start – Child Care Partnership Program Financial Statements from March – April 2021 PY2020-21. The financial report for the Combination -Expansion Early Head Start-Child Care Partnership program through April 30, 2021 pertains to the 14th month of the 17th, month contract year. This includes the budgeted amount of \$12,809,076</p>	<p><b>N/A</b></p>

<b>April 2021 PY2020-21</b>	which includes the COLA and quality improvement of \$357,407, carryover of \$1,021,895 and five-month budget extension of \$3,466,818. Actual expenditures of \$7,564,534 and invoices in process of approximately \$1,575,406. The current funds utilization rate is 71.36%. <b>Ms. Grace asked for a motion to approve and accept the Combination – Early Head Start – Child Care Partnership Program Financial Statements from March – April 2021 PY2020-21 which was moved by Mr. Williams, and seconded by Dr. Fresco. Motion passed unanimously.</b>	
<b>f. Combination – Early Head Start – Child Care Partnership Program Financial Statement from March 2021 PY2020-21 One Time Activities COVID-19</b>	At Ms. Grace’s request, Ms. Williams presented the Combination – Early Head Start – Child Care Partnership Program Financial Statement from March 2021 PY2020-21 One Time Activities COVID-19. The financial report for the Combination –Expansion Early Head Start-Child care Partnership program through March 31, 2021 includes the budgeted amount of \$485,102 and actual expenditures of \$398,731 and estimated invoices in process of approximately \$86,371. The current funds utilization rate is 100%. <b>Ms. Grace asked for a motion to approve and accept the Combination – Early Head Start – Child Care Partnership Program Financial Statement from March 2021 PY2020-21 One Time Activities COVID-19 which was moved by Dr. Fresco, and seconded by Dr. Price. Motion passed unanimously.</b>	<b>N/A</b>
<b>g. All Head Start, Early Head Start, Early Head Start - Child Care Partnership grantees eligible for the American Rescue Plan One-Time Supplement</b>	At Ms. Grace’s request, Ms. Williams presented the All Head Start, Early Head Start, Early Head Start - Child Care Partnership grantees eligible for the American Rescue Plan One-Time Supplement as an informational item. The Community Action and Human Services Department Head Start-Start Program has been informed of its eligibility to apply for a funding amount of \$9,031,182 to carry out activities under the Head Start Act funded by the American Rescue Plan Act of 2021. The Budget Period is 04/01/2021 -3/31/2023 Non-Competing New. This grant includes funding for all grants based on the current funded enrollment. The allocations are as follows: Head Start \$7,546,974 Funded Enrollment to serve 6310 children and families. Early Head Start \$533,508 Funded Enrollment to serve 446 children and families. Expansion Early Head Start Child Care Partnership \$660,272 Funded Enrollment to serve 552 children and families. Early Head Start Child Care Partnership \$290,428 Funded Enrollment to serve 240 children and families. Application was due to the	<b>N/A</b>

	Regional Office of Head Start on May 18th, 2021 and was submitted on that date. Although this item was presented to the Executive Committee as an informational item, the Committee approved to acknowledge receipt of this important information from the Head Start Program, followed by discussion.	
<b>IV. DIRECTOR'S REPORT/ DEPARTMENTAL UPDATES - INFORMATIONAL</b>		
Mr. Salvador Najarro, CAHSD Assistant Director, informed the Executive Committee that the department is in good order, and there are no further updates to report.		
<b>V. OTHER NEWS/BUSINESS</b>		
Ms. Grace is requesting that staff address the concerns regarding the Community Advisory Councils and full representation, as it relates to quorum and community engagement.		
<b>VI. ANNOUNCEMENTS</b>		
<ul style="list-style-type: none"> <li>Ms. Grace announced that the Richmond Heights Community will be hosting Juneteenth activities on Saturday, June 19<sup>th</sup> from 10 A.M. to 3 P.M.</li> <li>Dr. Price shared that South Miami will be celebrating Juneteenth on Saturday, June 19<sup>th</sup> from 2 P.M. to 6 P.M. at the Higher Praise Worship Center, located on 6610 SW 59th Pl, South Miami, FL 33143.</li> <li>Mr. Roberts wished all the father's a happy upcoming Father's day. Additionally, Mr. Roberts informed the committee of National Flag Day on Monday, June 14<sup>th</sup>.</li> </ul>		
<b>VII. ADJOURNMENT</b>		
<b>Adjournment</b>	<b>Ms. Grace asked for a motion to adjourn the meeting which was moved by Dr. Price and seconded by Mr. Williams. Motion passed unanimously. Ms. Grace adjourned the meeting at approximately 5:46 P.M.</b>	<b>N/A</b>
<b>NEXT MEETING DATE</b>	<b>Monday September 13, 2021 3:00 P.M.</b>	<b>N/A</b>

\_\_\_\_\_  
Dr. Joyce Price, CAA Board Chair

\_\_\_\_\_  
Date





Community Action and Human Services (CAHSD) Board

**CAA EXECUTIVE COMMITTEE SPECIAL CALL MEETING MINUTES**

**Meeting Date: MONDAY, JULY 19, 2021 @ 4:00 P.M.**

Attendance – Board Members					
<b>Dr. Joyce Price, Chair</b>	<b>P</b>	<b>Regina Grace</b>	<b>P</b>	<b>Derrick Williams</b>	<b>P</b>
Natalie Robinson-Bruner	<b>A</b>	<b>Dr. Michael G. Fresco, Sr.</b>	<b>P</b>	<b>Alvin W. Roberts</b>	<b>P</b>
<b>Twaquilla Eatman</b>	<b>P</b>	<b>Marjorie York</b>	<b>P</b>	<b>Dr. Cathia Darling</b>	<b>P</b>
<b>Dr. William Zubkoff</b>	<b>P</b>				

**\* (9) Committee Members. Quorum was established with (9) Committee members physically present for the meeting.**

**P = Present (9)**

**E = Excused (0)**

**A = Absent (1)**

Attendance – Staff/Visitors		
Dr. Maria “Maite” Riestra-Quintero, HS/EHS Director	Matias Buchhalter, Staff	Thomas Yarosz, Visitor

**Three (3) staff/visitors in attendance**

CALL TO ORDER		ACTION NEEDED/TAKEN
<b>Call to Order Inspirational Message CAA Mission Statement</b>	1 <sup>st</sup> Vice Chair, Ms. Regina Grace, called the CAA Executive Committee Special Call meeting to order at approximately 4:16 P.M. Mr. Derrick Williams provided the inspirational message, and Ms. Grace recited the mission statement.	<b>N/A</b>
I. CHAIRPERSON COMMENTS		ACTION NEEDED/TAKEN
<b>A. Adoption of the Agenda</b>	<b>Ms. Grace asked for a motion for the adoption of the agenda which was moved by Dr. Joyce Price, and seconded by Ms. Marjorie York. Motion passed unanimously.</b>	<b>N/A</b>
II. REASONABLE OPPORTUNITY TO BE HEARD		
• <b>No requests received.</b>		
III. ACTION ITEMS		ACTION NEEDED/TAKEN
<b>Head Start/ Early Head Start</b>	At Ms. Grace’s request, Dr. Maria “Maite” Riestra-Quintero, Head Start Early Head Start Director, presented the Miami-Dade County Head Start/Early Head Start Grant Non-	

<p><b>*Recommendation: Approval to Accept:</b></p> <p><b>a. Miami-Dade County Head Start/Early Head Start Grant Non-Federal Share Waiver request award No. 04CH010192-06</b></p>	<p>Federal Share Waiver request award No. 04CH010192-06, followed by discussion. The Community Action and Human Services Department Head Start/Early Head Start Program is requesting approval to submit a Non-Federal Share Waiver Request in the amount of \$1,623,768. The required amount of Non-Federal Share to be collected was \$16,515,011 and the interim amount collected to date is \$14,891,243. Dr. Michael Fresco posed a question on how volunteer hours are calculated within the Head Start grants. Dr. Riestra explained to the Board that parent's time falls under volunteer hours and is valued at a teacher's assistance rate. <b>Ms. Grace asked for a motion to approve and accept the Miami-Dade County Head Start/Early Head Start Grant Non-Federal Share Waiver request award No. 04CH010192-06 which was moved by Mr. Williams, and seconded by Dr. Price. Motion passed unanimously.</b></p>	<p><b>N/A</b></p>
<p><b>b. Miami-Dade County Head Start/Early Head Start Grant Low-Cost Extension for award No. 04CH010192-06</b></p>	<p>At Ms. Grace's request, Dr. Riestra-Quintero presented the Miami-Dade County Head Start/Early Head Start Grant Low-Cost Extension for award No. 04CH010192-06. The Community Action and Human Services Department Head Start/Early Head Start Grant Program is requesting a Low-Cost Extension request estimate of \$1,871,302 from Program Year 6, 2020-2021. This grant Project period ends July 30th, 2021 which makes these funds ineligible for carryover to a new Program year. This \$1,871,302 amount represents the unobligated funds remaining to complete the outstanding projects. We are requesting the Low-Cost Extension for a period of nine months or until April 30, 2022. <b>Ms. Grace asked for a motion to approve and accept the Miami-Dade County Head Start/Early Head Start Grant Low-Cost Extension for award No. 04CH010192-06 which was moved by Dr. Cathia Darling, and seconded by Dr. Fresco. Motion passed unanimously.</b></p>	<p><b>N/A</b></p>
<p><b>c. Miami-Dade County Combination Expansion Early Head Start Childcare Partnership Grant Non-Federal Share Waiver Request for Award No. 04HP00015802</b></p>	<p>At Ms. Grace's request, Dr. Riestra-Quintero presented the Miami-Dade County Combination Expansion Early Head Start Childcare Partnership Grant Non-Federal Share Waiver Request for Award No. 04HP00015802. The Community Action and Human Services Department Combination Expansion Early Head Start-Child Care Partnership Program is requesting approval to submit a Non-Federal Share Waiver Request in</p>	<p><b>N/A</b></p>



	the amount of \$1,243,316. The required amount of Non-Federal Share to be collected was \$2,946,795 and the interim amount collected to date is \$1,703,479. <b>Ms. Grace asked for a motion to approve and accept the Miami-Dade County Combination Expansion Early Head Start Childcare Partnership Grant Non-Federal Share Waiver Request for Award No. 04HP00015802 which was moved by Dr. William Zubkoff, and seconded by Ms. Twaquilla Eatman. Motion passed unanimously.</b>	
<b>d. Miami-Dade County Early Head Start Childcare Partnership Grant Non-Federal Share Waiver Request for Award No. 04HP000219-02</b>	At Ms. Grace's request, Dr. Riestra-Quintero presented the Miami-Dade County Early Head Start Childcare Partnership Grant Non-Federal Share Waiver Request for Award No. 04HP000219-02. The Community Action and Human Services Department Early Head Start-Child Care Partnership Program is requesting approval to submit a Non-Federal Share Waiver Request in the amount of \$824,294. The required amount of Non-Federal Share to be collected was \$869,003 and the interim amount collected to date is \$44,709. <b>Ms. Grace asked for a motion to approve and accept the Miami-Dade County Early Head Start Childcare Partnership Grant Non-Federal Share Waiver Request for Award No. 04HP000219-02 which was moved by Mr. Williams, and seconded by Mr. Roberts. Motion passed unanimously.</b>	<b>N/A</b>
<b>IV. OTHER NEWS/BUSINESS</b>		
• <b>N/A</b>		
<b>V. ANNOUNCEMENTS</b>		
• Ms. York announced that the Miami Beach Botanical Garden will be hosting an International Day of Peace Celebration on September 20 <sup>th</sup> . The Miami Beach Botanical Garden is located at 2000 Convention Center Dr. Miami Beach, FL 33139.		
<b>VI. ADJOURNMENT</b>		
<b>Adjournment</b>	<b>Ms. Regina Grace asked for a motion to adjourn the meeting which was moved by Dr. Price and seconded by Mr. Roberts. Motion passed unanimously. Ms. Grace adjourned the meeting at approximately 4:47 P.M.</b>	<b>N/A</b>
<b>NEXT MEETING DATE</b>	<b>Monday, September 13, 2021 4:00 P.M.</b>	<b>N/A</b>

  
Dr. Joyce Price, CAA Board Chair

7/27/21  
Date



## **COMMUNITY ACTION AGENCY BOARD**

**DATE: JUNE 17, 2021**

**AGENDA ITEM NUMBER: 3A1**

**AGENDA ITEM SUBJECT:** Policy Council Chairperson Report For June

**AGENDA ITEM TYPE: APPROVAL**

**RECOMMENDATIONS: APPROVAL**

**BACKGROUND/SUMMARY:** This report is provided to the CAA Board as a verbal report.

The Head Start Policy Council Full Board and Executive Board met on May 6, June 3, and June 17, 2021, to review, discuss, and approve the following items:

- Planning and Budget Reports ending April 30, 2021
  - HS/EHS
  - EHS-CCP
  - Combination Expansion EHS-CCP
- ALL Head Start, Early Head Start, Early Head Start-Child Care Partnership Grantees eligible for AMERICAN RESCUE PLAN ONE- TIME Supplement
- MDCPS Slot Relocation
  - Agenoria S. Paschal/ Olinda Elementary
  - Bunche Park Elementary
  - Miami Beach South Pointe Elementary
- Head Start University Partnerships: Building the Evidence Base for ECE Workforce Well-Being

The following items were presented as information only:

- ACF-PI-HS-21-03 FY: 2021 American Rescue Plan Funding Increase for Head Start Programs
- ACF-PI-HS-21-04 Office of Head Start Expectations for Head Start Programs in Program Year 2021–2022
- Content Area Report: May

The Full Board Policy Council will be on summer recess until September.

The next Executive Board Policy Council meeting is July 15, 2021

**FUNDING SOURCE:** U.S. Department of Health and Human Services



## **COMMUNITY ACTION AGENCY BOARD**

**DATE: JULY 15, 2021**

**AGENDA ITEM NUMBER: 3A1**

**AGENDA ITEM SUBJECT:** Policy Council Chairperson Report For July

**AGENDA ITEM TYPE: INFORMATIONAL**

**RECOMMENDATIONS: INFORMATIONAL**

**BACKGROUND/SUMMARY:** This report is provided to the CAA Board as a verbal report.

The Head Start Policy Council Executive Board met on July 15, to review, discuss, and approve the following items:

- Planning and Budget Reports ending May 31, 2021 PY 2020-2021
  - HS/EHS
  - EHS-CCP
  - Combination Expansion
- Non-Federal Share Waiver Requests
  - Head Start Early Head Start Grant Non-Federal Share Waiver request award No. 04CH010193-06
  - Combination Expansion Early Head Start – Child Care Partnership Grant Non-Federal Share Waiver Request No. 04HP000158-02
- Head Start/ Early Head Start Program Fiscal Year 2020-2021 Low-Cost Extension
- New CCP Provider: Universal Academy

The Full Board Policy Council will be on summer recess until September. The next Executive Board Policy Council meeting is August 18, 2021

**FUNDING SOURCE:** U.S. Department of Health and Human Services





## **COMMUNITY ACTION AGENCY BOARD**

**DATE: JULY 15, 2021**

**AGENDA ITEM NUMBER: 3A1a**

**AGENDA ITEM SUBJECT: HEAD START/EARLY HEAD START  
FINANCIAL STATEMENT FOR MAY 2021.**

**AGENDA ITEM TYPE: APPROVAL**

**RECOMMENDATIONS: APPROVAL**

THIS ITEM WAS REVIEWED AND APPROVED BY THE HEAD START POLICY COUNCIL EXECUTIVE COMMITTEE THURSDAY JULY 15, 2021, AND IS TO BE REVIEWED BY THE HEAD START POLICY COUNCIL THURSDAY SEPTEMBER 2, 2021. THIS ITEM IS RECOMMENDED FOR REVIEW AND APPROVAL BY THE COMMUNITY ACTION AGENCY BOARD FINANCE AND EXECUTIVE COMMITTEE AND FOR RATIFICATION BY THE COMMUNITY ACTION AGENCY BOARD.

### **BACKGROUND/SUMMARY:**

**THE FINANCIAL REPORT FOR THE HEAD START/EARLY HEAD START PROGRAM THROUGH MAY 31, 2021, PERTAINS TO THE 10<sup>TH</sup> MONTH OF THE 12<sup>TH</sup> MONTH CONTRACT YEAR. THIS INCLUDES THE BUDGETED AMOUNT OF \$66,040,042 WHICH INCLUDES COLA & QUALITY IMPROVEMENT OF \$3,066,864 AND ONE-TIME SUPPLEMENTAL OF \$936,892 AND ACTUAL**

**ADJUSTED EXPENDITURES OF \$38,913,415. OUTSTANDING  
INVOICES IN PROCESS OF APPROXIMATELY \$6,341,172.**

**THE CURRENT FUNDS UTILIZATION RATE IS 67.85%.**

**FUNDING SOURCE: FEDERAL**

**PY:2020-21**

**BUDGET PERIOD: AUGUST 1, 2020 TO JULY 30, 2021**

**CLOSEOUT PERIOD: AUGUST 1, 2021 TO OCTOBER 30, 2021**

**Head Start/Early Head Start**  
**Year-to-Date Financial Report as of**  
**May 31, 2021**

<b>Head Start/Early Head Start Program Year: August 1st, 2020 July 31st, 2021</b>					
<b>Expenditures</b>					
<b>SALARIES</b>	<b>BUDGET</b>	<b>MONTHLY ACTUALS May 2021</b>	<b>YTD ACTUALS MAY 2021</b>	<b>BALANCE</b>	<b>VARIANCE (-/+)</b>
Salaries Full Time	5,415,930	397,003	4,114,573	1,301,357	75.97%
<b>FRINGE BENEFITS</b>	<b>BUDGET</b>	<b>MONTHLY ACTUALS May 2021</b>	<b>YTD ACTUALS MAY 2021</b>	<b>BALANCE</b>	<b>VARIANCE (-/+)</b>
Fringe Benefits	2,302,942	148,493	1,518,722	784,220	65.95%
<b>TRAVEL</b>	<b>BUDGET</b>	<b>MONTHLY ACTUALS May 2021</b>	<b>YTD ACTUALS MAY 2021</b>	<b>BALANCE</b>	<b>VARIANCE (-/+)</b>
Staff Travel out of Town	153,249	-	-	153,249	0.00%
<b>EQUIPMENT</b>	<b>BUDGET</b>	<b>MONTHLY ACTUALS May 2021</b>	<b>YTD ACTUALS MAY 2021</b>	<b>BALANCE</b>	<b>VARIANCE (-/+)</b>
Other Equipment	762,892	-	-	762,892	0.00%
<b>SUPPLIES</b>	<b>BUDGET</b>	<b>MONTHLY ACTUALS May 2021</b>	<b>YTD ACTUALS MAY 2021</b>	<b>BALANCE</b>	<b>VARIANCE (-/+)</b>
Office Supplies	101,533	5,734	15,546	85,987	15.31%
Child & Family Serv. Supplies	-	-	-	0	0.00%
Food Services Supply	-	-	-	0	0.00%
Other Supplies	-	-	-	0	0.00%
<b>TOTAL SUPPLIES</b>	<b>101,533</b>		<b>15,546</b>	<b>85,987</b>	<b>15.31%</b>
<b>CONTRACTUAL</b>	<b>BUDGET</b>	<b>MONTHLY ACTUALS May 2021</b>	<b>YTD ACTUALS MAY 2021</b>	<b>BALANCE</b>	<b>VARIANCE (-/+)</b>
1f. Admn. Services (Legal,Accounting)	-	-	-	0	0.00%
2f. Health/Disability Services/Mental Health)	35,000	-	-	35,000	0.00%
3f. Food Service	51,187	-	18,442	32,745	36.03%
4f. Child Transportation Services	159,417	-	-	159,417	0.00%
5f. Training & Technical Assistance (RESTRICTED)	593,386	1,701	265,069	328,317	44.67%
6f. Family Child Care	-	-	-	0	0.00%
O'farrill COMMUNITY BASED OR	1,820,129	146,362	1,466,262	353,867	80.56%
Landow COMMUNITY BASED OR	825,214	44,774	342,433	482,781	41.50%
Allapattah OTHER GRANTS/SERVI	568,649	42,252	400,655	167,994	70.46%
OUR LITTLE ONES CH	868,942	-	490,278	378,664	56.42%
PARADISE CHRISTIAN	1,323,776	201,771	1,060,017	263,760	80.08%
CATHOLIC COMMUNITY	9,318,753	1,053,372	3,965,472	5,353,281	42.55%
ST ALBANS DAY CARE	1,250,901	-	923,962	326,939	73.86%
KIDCO DAYCARE	2,303,318	176,477	1,522,175	781,143	66.09%
CHRISTIAN COMMUNIT	3,517,571	62,186	2,266,860	1,250,711	64.44%
LE JARDIN HEADSTAR	3,516,354	-	2,322,035	1,194,319	66.04%
CENTRO MATER CHILD	4,836,179	379,683	2,641,064	2,195,115	54.61%
SUNFLOWERS ACADEMY	296,006	25,730	201,767	94,239	68.16%
HAITIAN YOUTH & CO	1,718,591	124,991	996,345	722,246	57.97%
UNITED WAY OF MIA	682,504	29,804	376,680	305,824	55.19%
MIAMI DADE COUNTY PUBLIC	16,479,734	2,790,693	10,104,124	6,375,610	61.31%
YWCA	2,018,943	156,872	1,071,830	947,113	53.09%
EASTER SEALS SOUTH FLORIDA	3,415,365	292,675	1,924,536	1,490,829	56.35%
8f. Contracts	332,013	-	-	332,013	0.00%
8.1f. Other Contracts	171,301	-	4,455	166,846	2.60%
<b>TOTAL CONTRACTUAL</b>	<b>56,103,234</b>	<b>5,529,344</b>	<b>32,364,462</b>	<b>23,738,771</b>	<b>57.69%</b>
<b>CONSTRUCTION</b>	<b>BUDGET</b>	<b>MONTHLY ACTUALS May 2021</b>	<b>YTD ACTUALS MAY 2021</b>	<b>BALANCE</b>	<b>VARIANCE (-/+)</b>
Construction	174,000	-	-	174,000	0.00%
<b>OTHERS</b>	<b>BUDGET</b>		<b>YTD ACTUALS MAY 2021</b>	<b>BALANCE</b>	<b>VARIANCE (-/+)</b>
1h. Depreciation/Use Allowance	-	-	-	0	0.00%
2h. Rent ****	30,000	-	30,687	-687	102.29%
3h. Mortgage	-	-	-	0	0.00%
4h. Utilities *****	51,390	16,588	48,737	2,652	94.84%
5h. Bldg & Child Liability Ins *****	73,759	-	-	73,759	0.00%
6h. Bldg Maintenance (Includes One Time Facilities Supplement)	143,820	3,478	223,712	-79,892	155.55%
7h. Incidental Alterations	-	-	-	0	0.00%
8h. Local Travel & Field Trips	82,610	438	8,691	73,919	10.52%
9h. Nutrition Services	-	-	-	0	0.00%
10h. Child Services - Consultants	80,000	-	20,816	59,184	26.02%
12h. Substitutes (IF NOT PAY BENEFITS)	-	-	-	-	-
GRANTEE APPROVAL REQUIRED	48,721	-	84,496	-35,776	173.43%
13h. Parent Services (RESTRICTED)	20,053	-	550	19,503	2.74%
14h. Accounting & Legal Svcs	43,187	-	-	43,187	0.00%
15h. Publication/Adv/Printing	52,705	21,022	21,022	31,683	39.89%
16h. Training or Staff Development	82,781	-	8,957	73,824	10.82%
17h. Other:	337,238	90	301,829	35,409	89.50%
<b>TOTAL OTHERS</b>	<b>1,046,262</b>	<b>41,617</b>	<b>749,498</b>	<b>296,764</b>	<b>71.64%</b>
<b>TOTAL PROGRAM EXPENDITURES</b>	<b>66,060,042</b>	<b>6,122,192</b>	<b>38,762,798</b>	<b>27,297,244</b>	<b>58.68%</b>
<b>LESS/ADD: ADJUSTMENT REALLOCATION OF EXPENSES:</b>	<b>-</b>		<b>(0)</b>	<b>0</b>	<b>0.00%</b>
<b>CARRYOVER</b>	<b>640,590</b>	<b>150,653</b>	<b>150,653</b>	<b>489,937</b>	<b>23.52%</b>
<b>AMENDED TOTAL PROGRAM EXPENDITURES</b>	<b>66,700,632</b>	<b>6,272,845</b>	<b>38,913,451</b>	<b>27,787,181</b>	

<b>Non- Federal Share (NFS) Report</b>			
NFS Requirement based on Grant	\$	16,515,010	24.76%
NFS Required based on YTD Expenditures	\$	9,690,699	25.00%
NFS YTD Recorded	\$	-	0.00%
In-Kind TO BE reported in FAMIS	\$	-	0.00%
<b>Difference (+/-)</b>	<b>\$</b>	<b>(9,690,699)</b>	<b>-25.00%</b>



## **COMMUNITY ACTION AGENCY BOARD**

**DATE: JULY 15, 2021**

**AGENDA ITEM NUMBER: 3A1b**

**AGENDA ITEM SUBJECT: EARLY HEAD START CHILDCARE  
PARTNERSHIP PROGRAM FINANCIAL STATEMENT FOR MAY  
2021.**

**AGENDA ITEM TYPE: APPROVAL**

**RECOMMENDATIONS: APPROVAL**

THIS ITEM WAS REVIEWED AND APPROVED BY THE HEAD START POLICY COUNCIL EXECUTIVE COMMITTEE THURSDAY JULY 15, 2021, AND IS TO BE REVIEWED BY THE HEAD START POLICY COUNCIL THURSDAY SEPTEMBER 2, 2021. THIS ITEM IS RECOMMENDED FOR REVIEW AND APPROVAL BY THE COMMUNITY ACTION AGENCY BOARD FINANCE AND EXECUTIVE COMMITTEE AND FOR RATIFICATION BY THE COMMUNITY ACTION AGENCY BOARD.

### **BACKGROUND/SUMMARY:**

**THE FINANCIAL REPORT FOR THE CHILDCARE PARTNERSHIP PROGRAM THROUGH MAY 31, 2021 PERTAINS TO THE 10<sup>TH</sup> MONTH OF THE 12<sup>TH</sup>, MONTH CONTRACT YEAR. THIS INCLUDES THE BUDGETED AMOUNT OF \$3,476,011 WHICH INCLUDES COLA AND QUALITY IMPROVEMENT OF \$152,792**

**AND ACTUAL ADJUSTED EXPENDITURES OF \$2,218,471 AND  
INVOICES IN PROCESS OF APPROXIMATELY \$376,996.**

**THE CURRENT FUNDS UTILIZATION RATE IS 74.67%.**

**FUNDING SOURCE: FEDERAL**

**PY: 2020-21**

**BUDGET PERIOD: AUGUST 1, 2020 TO JULY 30, 2021**

**CLOSEOUT PERIOD: AUGUST 1, 2021 TO OCTOBER 30, 2021**



**Child Care Partnership Program**  
**Year-to-Date Financial Report as of**  
**MAY 31, 2021**

**Child Care Partnership -EHS Program Year: August 1st, 2020 July 31st, 2021**

**Expenditures**

<b>SALARIES</b>	<b>BUDGET</b>	<b>YTD ACTUALS MAY 2021</b>	<b>YTD ACTUALS MAY 2021</b>	<b>BALANCE</b>	<b>VARIANCE (-/+)</b>
Salaries Full Time	726,088	54,773	489,240	236,848	67.38%

<b>FRINGE BENEFITS</b>	<b>BUDGET</b>	<b>YTD ACTUALS MAY 2021</b>		<b>BALANCE</b>	<b>VARIANCE (-/+)</b>
Fringe Benefits	340,329	22,291	197,133	143,196	57.92%

<b>TRAVEL</b>	<b>BUDGET</b>	<b>YTD ACTUALS MAY 2021</b>		<b>BALANCE</b>	<b>VARIANCE (-/+)</b>
Staff Travel out of Town	15,135	-	-	15,135	0.00%

<b>EQUIPMENT</b>	<b>BUDGET</b>	<b>YTD ACTUALS MAY 2021</b>		<b>BALANCE</b>	<b>VARIANCE (-/+)</b>
Other Equipment	-	-	-	0	0.00%

<b>SUPPLIES</b>	<b>BUDGET</b>	<b>YTD ACTUALS MAY 2021</b>		<b>BALANCE</b>	<b>VARIANCE (-/+)</b>
Office Supplies	12,010	-	28,286	-16,276	235.52%
Child & Family Serv. Supplies	10,700	-	10,649	51	99.52%
Food Services Supply	-	-	-	0	0.00%
Other Supplies	-	-	-	0	0.00%
<b>TOTAL SUPPLIES</b>	<b>22,710</b>	<b>-</b>	<b>38,935</b>	<b>(16,225)</b>	<b>171.44%</b>

<b>CONTRACTUAL</b>	<b>BUDGET</b>	<b>YTD ACTUALS MAY 2021</b>		<b>BALANCE</b>	<b>VARIANCE (-/+)</b>
1f. Admn. Services (Legal,Accounting)	-	-	-	0	0.00%
2f. Health/Disability Services/Mental Health)	-	-	-	0	0.00%
3f. Food Service	6,600	-	1,740	4,860	26.36%
4f. Child Transportation Services	-	-	-	0	0.00%
5f. Training & Technical Assistance (RESTRICTED)	30,240	-	32,131	-1,891	106.25%
6f. Family Child Care	-	-	-	-	0.00%
PROVIDER AGENCIES: CHILD DEVELOPMENT	-	-	(0)	0	0.00%
Crystal Learning Center, Inc.	301,596	24,174	211,602	89,994	70.16%
Decroly Learning Child Care Center, Inc.	452,394	-	300,723	151,671	66.47%
Early Childhood Professional Services (Bethany)	226,198	18,130	164,008	62,190	72.51%
Memorial Temple Missionary Baptist Church, Inc.	150,798	26,456	92,779	58,019	61.53%
St. Alban's (Delegate/Provider)	452,395	-	168,507	283,888	37.25%
Rising Star Academy	150,798	27,833	139,214	11,584	92.32%
Cambridge Academy	226,197	-	128,758	97,439	56.92%
Shinning Light Childcare Dev Center	150,798	-	96,831	53,967	64.21%
Community Outreach Center (New)	150,799	11,430	86,978	63,821	57.68%
	-	-	-	-	0.00%
8f. Other Contracts	30,953	1,519	31,364	-411	101.33%
<b>TOTAL CONTRACTUAL</b>	<b>2,329,766</b>	<b>109,542</b>	<b>1,454,635</b>	<b>875,131</b>	<b>62.44%</b>

<b>OTHERS</b>	<b>BUDGET</b>	<b>YTD ACTUALS MAY 2021</b>		<b>BALANCE</b>	<b>VARIANCE (-/+)</b>
2h. Rent ****	-	-	-	0	0.00%
4h. Utilities *****	12,256	2,903	2,903	9,353	23.69%
5h. Bldg & Child Liability Ins *****	1,950	-	-	1,950	0.00%
6h. Bldg Maintenance	2,884	7,416	16,221	-13,337	562.46%
8h. Local Travel & Field Trips	-	-	-	0	0.00%
12h. Substitutes (IF NOT PAY BENEFITS)	-	-	-	-	-
GRANTEE APPROVAL REQUIRED	10,000	-	12,043	-2,043	120.43%
13h. Parent Services (RESTRICTED)	-	-	-	0	0.00%
14h. Accounting & Legal Svcs	3,200	-	-	3,200	0.00%
15h. Publication/Adv/Printing	-	-	-	0	0.00%
16h. Training or Staff Development	200	-	400	-200	200.00%
17h. Other:	11,493	-	6,961	4,532	60.57%
<b>TOTAL OTHERS</b>	<b>41,983</b>	<b>10,319</b>	<b>38,528</b>	<b>3,455</b>	<b>91.77%</b>

<b>TOTAL PROGRAM EXPENDITURES</b>	<b>3,476,011</b>	<b>196,926</b>	<b>2,218,471</b>	<b>1,257,541</b>	<b>63.82%</b>
<b>LESS/ADD: ADJUSTMENT REALLOCATION OF EXPENSES:</b>	<b>-</b>	<b>-</b>	<b>-</b>	<b>-</b>	<b>-</b>
<b>AMENDED TOTAL PROGRAM EXPENDITURES</b>	<b>3,476,011</b>	<b>196,926</b>	<b>2,218,471</b>	<b>1,257,541</b>	

<b>Non- Federal Share (NFS) Report</b>	
NFS Requirement based on Grant	\$ 869,003
NFS Required based on YTD Expenditures	\$ 872,055
NFS YTD Recorded	\$ -
In-Kind TO BE reported in FAMIS	\$ -
<b>Difference (+/-)</b>	<b>\$ (872,055)</b>



## **COMMUNITY ACTION AGENCY BOARD**

**DATE: JULY 15, 2021**

**AGENDA ITEM NUMBER: 3A1c**

**AGENDA ITEM SUBJECT: COMBINATION -EARLY HEAD START-CHILD  
CARE PARTNERSHIP PROGRAM FINANCIAL STATEMENT FOR MAY 2021.**

**AGENDA ITEM TYPE: APPROVAL**

**RECOMMENDATIONS: APPROVAL**

THIS ITEM WAS REVIEWED AND APPROVED BY THE HEAD START POLICY COUNCIL EXECUTIVE COMMITTEE THURSDAY JULY 15, 2021, AND IS TO BE REVIEWED BY THE HEAD START POLICY COUNCIL THURSDAY SEPTEMBER 2, 2021. THIS ITEM IS RECOMMENDED FOR REVIEW AND APPROVAL BY THE COMMUNITY ACTION AGENCY BOARD FINANCE AND EXECUTIVE COMMITTEE AND FOR RATIFICATION BY THE COMMUNITY ACTION AGENCY BOARD.

### **BACKGROUND/SUMMARY:**

**THE FINANCIAL REPORT FOR THE COMBINATION -EXPANSION EARLY HEAD START-CHILD CARE PARTNERSHIP PROGRAM THROUGH MAY 31, 2021 PERTAINS TO THE 15<sup>TH</sup> MONTH OF THE 17<sup>TH</sup>, MONTH CONTRACT YEAR. THIS INCLUDES THE BUDGETED AMOUNT OF \$12,809,076 WHICH INCLUDES THE COLA AND QUALITY IMPROVEMENT OF \$357,407, CARRYOVER OF \$1,021,895 AND FIVE-MONTH BUDGET EXTENSION OF \$3,466,818. ACTUAL EXPENDITURES OF \$8,623,126 AND INVOICES IN PROCESS OF APPROXIMATELY \$1,354,175.**

**THE CURRENT FUNDS UTILIZATION RATE IS 77.90%.**

**FUNDING SOURCE: FEDERAL**

**PY: 2020-21**

**\*BUDGET PERIOD: MARCH 1, 2020 TO JULY 31, 2021**

**\*CLOSEOUT PERIOD: AUGUST 1, 2021 TO OCTOBER 30, 2021**

**Combination Early Head Start Expansion Program**  
**Year-to-Date Financial Report as of**  
**May 31, 2021**

**COMBINATION EHS EXPANSION GRANT Program Year: March 1st, 2020 July 31st, 2021**

<b>Expenditures</b>					
<b>SALARIES</b>	<b>BUDGET</b>	<b>MONTHLY ACTUALS MAY 2021</b>	<b>YTD ACTUALS MAY 2021</b>	<b>BALANCE</b>	<b>VARIANCE (-/+)</b>
Salaries Full Time	824,029	39,756	501,727	322,302	60.89%
<b>FRINGE BENEFITS</b>	<b>BUDGET</b>	<b>MONTHLY ACTUALS MAY 2021</b>	<b>YTD ACTUALS MAY 2021</b>	<b>BALANCE</b>	<b>VARIANCE (-/+)</b>
Fringe Benefits	402,982	17,413	230,400	172,582	57.17%
<b>TRAVEL</b>	<b>BUDGET</b>	<b>MONTHLY ACTUALS MAY 2021</b>	<b>YTD ACTUALS MAY 2021</b>	<b>BALANCE</b>	<b>VARIANCE (-/+)</b>
Staff Travel out of Town	-	-	-	0	0.00%
<b>EQUIPMENT</b>	<b>BUDGET</b>	<b>MONTHLY ACTUALS MAY 2021</b>	<b>YTD ACTUALS MAY 2021</b>	<b>BALANCE</b>	<b>VARIANCE (-/+)</b>
Office Equipment	-	-	-	0	0.00%
Classroom/Outdoor/Homebased	-	-	-	0	0.00%
Vehicle Purchase	-	-	-	0	0.00%
Other Equipment	-	-	-	0	0.00%
<b>SUPPLIES</b>	<b>BUDGET</b>	<b>MONTHLY ACTUALS MAY 2021</b>	<b>YTD ACTUALS MAY 2021</b>	<b>BALANCE</b>	<b>VARIANCE (-/+)</b>
Office Supplies	21,967	-	-	21,967	0.00%
Child & Family Serv. Supplies	30,347	-	18,209	12,138	60.00%
Food Services Supply	-	-	-	0	0.00%
Other Supplies	-	-	509	-509	0.00%
<b>TOTAL SUPPLIES</b>	<b>52,314</b>	<b>-</b>	<b>18,718</b>	<b>33,596</b>	<b>35.78%</b>
<b>CONTRACTUAL</b>	<b>BUDGET</b>	<b>MONTHLY ACTUALS MAY 2021</b>	<b>YTD ACTUALS MAY 2021</b>	<b>BALANCE</b>	<b>VARIANCE (-/+)</b>
1f. Admn. Services (Legal/Accounting)	7,500	-	-	7,500	0.00%
2f. Health/Disability Services/Mental Health)	-	-	-	0	0.00%
3f. Food Service	-	-	-	0	0.00%
4f. Child Transportation Services	-	-	-	0	0.00%
5f. Training & Technical Assistance (RESTRICTED)	194,153	36,116	214,379	-20,226	110.42%
6f. Family Child Care	-	-	-	0	0.00%
<b>DELEGATES:</b>					
COMMUNITY BASED OR (LANDOW)	313,614	26,263	175,405	138,209	55.93%
PARADISE CHRISTIAN	630,188	141,006	519,478	110,710	82.43%
CATHOLIC COMMUNITY	2,352,110	376,632	1,879,380	472,730	79.90%
KIDCO DAYCARE	627,229	-	460,566	166,663	73.43%
CHRISTIAN COMMUNIT	627,229	37,145	368,519	258,710	58.75%
CENTRO MATER CHILD	1,411,266	241,561	845,519	565,747	59.91%
SUNFLOWERS ACADEMY	470,422	79,647	338,964	131,458	72.06%
HAITIAN YOUTH & CO & (LMW)	1,568,073	74,669	960,624	607,449	61.26%
YWCA	784,037	-	332,237	451,801	42.38%
	-	-	-	0	0.00%
<b>PROVIDERS:</b>					
Decroly Learning Child	310,702	44,187	249,246	61,456	80.22%
Cambridge Academy	310,702	17,751	212,832	97,870	68.50%
BRICKS Early Learning Center	310,702	73,106	290,206	20,496	93.40%
Early Learning Center	414,267	23,668	306,324	107,943	73.94%
8f. Other Contracts	1,071,895	570,355	591,151	480,745	55.15%
<b>TOTAL CONTRACTUAL</b>	<b>11,404,089</b>	<b>1,759,050</b>	<b>7,761,773</b>	<b>3,642,316</b>	<b>68.06%</b>
<b>CONSTRUCTION</b>	<b>BUDGET</b>	<b>MONTHLY ACTUALS MAY 2021</b>	<b>YTD ACTUALS MAY 2021</b>	<b>BALANCE</b>	<b>VARIANCE (-/+)</b>
Construction	-	-	-	0	0.00%
<b>OTHERS</b>	<b>BUDGET</b>	<b>MONTHLY ACTUALS MAY 2021</b>	<b>YTD ACTUALS MAY 2021</b>	<b>BALANCE</b>	<b>VARIANCE (-/+)</b>
2h. Rent ****	-	-	-	0	0.00%
4h. Utilities *****	10,200	5,281	24,022	-13,822	284.29%
5h. Bldg & Child Liability Ins *****	4,500	-	-	4,500	0.00%
6h. Bldg Maintenance	11,583	-	1,713	9,870	14.79%
8h. Local Travel & Field Trips	8,933	326	1,749	7,184	19.58%
13h. Parent Services (RESTRICTED)	8,114	-	-	8,114	0.00%
14h. Accounting & Legal Svcs	-	-	-	0	0.00%
15h. Publication/Adv/Printing	23,747	2,119	47,119	-23,372	198.42%
16h. Training or Staff Development	-	-	-	0	0.00%
17h. Other:	58,585	-	35,905	22,680	61.29%
<b>TOTAL OTHERS</b>	<b>125,662</b>	<b>7,726</b>	<b>110,507</b>	<b>15,155</b>	<b>87.94%</b>
<b>TOTAL PROGRAM EXPENDITURES</b>	<b>12,809,076</b>	<b>1,823,944</b>	<b>8,623,126</b>	<b>4,185,950</b>	<b>67.32%</b>
<b>Less/Add Adjustment reallocation of expenses</b>	<b>-</b>	<b>-</b>	<b>-</b>	<b>-</b>	<b>-</b>
<b>AMENDED TOTAL PROGRAM EXPENDITURES</b>	<b>12,809,076</b>	<b>1,823,944</b>	<b>8,623,126</b>	<b>4,185,950</b>	<b>-</b>
<b>Non- Federal Share (NFS) Report</b>					
NFS Requirement based on Grant	\$		3,202,269		
NFS Required based on YTD Expenditures	\$		3,108,219		
NFS YTD Recorded	\$		572,402		
In-Kind TO BE reported in FAMS	\$				
Children Trust Cash Match	\$		44,368		
<b>Difference (+/-)</b>	<b>\$</b>		<b>(2,491,449)</b>		



## **COMMUNITY ACTION AGENCY BOARD**

**DATE: MAY 6, 2021**

**AGENDA ITEM NUMBER: 3A1d**

**AGENDA ITEM SUBJECT:** Miami-Dade County Public School Relocation:

- Olinda Elementary Head Start
- Bunche Park Elementary Head Start
- South Pointe Elementary Head Start

**AGENDA ITEM TYPE: APPROVAL**

**RECOMMENDATIONS: APPROVAL**

This item was approved by the Head Start/Early Head Start Policy Council on May 6, 2021. This item is recommended for review and approval by the Community Action Agency Board Finance and Executive Committee and for ratification by the Community Action Agency Board.

**BACKGROUND/SUMMARY:**

MDCPS has proposed to decrease enrollment at Olinda Elementary, Bunche Park, and South Pointe Elementary Head Start centers. Children served at these locations will continue to be served in the same zip code and community, at a different center.

**FUNDING SOURCE:**

U.S. Department of Health and Human Services





## **COMMUNITY ACTION AGENCY BOARD**

**DATE: JUNE 17, 2021**

**AGENDA ITEM NUMBER: 3A1E**

**AGENDA ITEM SUBJECT:** Head Start University Partnerships: Building the Evidence Base for ECE Workforce Well-Being

**AGENDA ITEM TYPE: APPROVAL**

**RECOMMENDATIONS: APPROVAL**

This item was approved by the Head Start/Early Head Start Policy Council Executive Board on June 17, 2021. This item is recommended for review and approval by the Community Action Agency Board Finance and Executive Committee and for ratification by the Community Action Agency Board.

### **BACKGROUND/SUMMARY:**

Florida International University will evaluate the Devereux *Building Your Bounce Professional Development Learning Series* in 90 HS centers (30 per year for 3 years) over the course of five years of total funding. The *Building Your Bounce* series consists of four, 30-minute facilitated videos, participant handouts, and a facilitator's guide, led by Nefertiti Bruce Poyner.

### **FUNDING SOURCE:**

Florida International University – Center for Children and Families

Head Start University Partnerships: Building the Evidence Base for ECE Workforce Well-Being  
HHS-2021-CF-OPRE-Y-1967  
Application Due Date: 07/06/2021  
Project Start Date if Funded: 09/30/2021  
Estimated Total Funding: \$2,000,000

**Applicant:** Florida International University (FIU) – Center for Children and Families (CCF)

**Principal Investigator:** Katie Hart, Ph.D.

**Project Title:** Building Resilient Early Childhood Professionals in Head Start

**Project Description & Goals:**

Teacher well-being is associated with their practices in the classroom (e.g., their responsiveness to children); the quality of children's relationships with their teachers; and ultimately, children's learning and academic success (e.g., Jeon, Buettner, & Snyder, 2014; Howes & Hamilton, 1992; Pianta & Stuhlman, 2004). There is increasing recognition in the field about the pressures facing the early childhood workforce that may influence well-being, such as low wages, challenging working conditions, and the need for supports to manage stressors that are beyond the control of the early childhood educator. Yet, to date, ECE workforce well-being and the factors that support it are areas that are still ripe for rigorous research and evaluation.

The overarching goals of this funding mechanism are to:

- 1) To identify and evaluate promising approaches to support education staff well-being within the context of Head Start (HS);
- 2) To encourage researchers to enter into mutually beneficial partnerships with HS programs to conduct research that informs HS at both the federal and local perspectives;
- 3) To encourage active communication, networking, and interdisciplinary collaboration among HS and early childhood researchers, technical assistance providers, practitioners, and policymakers;
- 4) To increase the dissemination of HS research at the local and national levels.

To that end, FIU is proposing to systematically evaluate the Devereux *Building Your Bounce Professional Development Learning Series* in 90 HS centers (30 per year for 3 years) over the course of five years of total funding. The *Building Your Bounce* series consists of four, 30-minute facilitated videos, participant handouts, and a facilitator's guide, led by Nefertiti Bruce Poyner. Sessions focus on understanding risk and protective factors and promoting adult resilience. Over the last two years, Miami-Dade County Head Start has incorporated elements of this series into programming to promote well-being in early childhood educators. Specifically, within the first 45 days of the school year, teachers are asked to complete the Devereux Adult Resiliency Scale (DARS) and develop an action plan for well-being for the year. However, little is done systematically after completion of the DARS to follow-up on the action plans developed or to systematically support continued professional development focused on teacher well-being. As such, this project will evaluate the extent to which the complete *Building Your Bounce* series enhances current supports for teachers' well-being and effectiveness in the classroom.

In the first year of the grant, we will refine and adapt the Building Your Bounce approach for HS, piloting, and developing a conceptual framework, measurement plan and other collaboration activities with fellow grantees. Then, over the course of three years, we will randomize centers (30 each year) to receive either 1) the *Building Your Bounce* series, or 2) business-as-usual. Teacher outcomes will be assessed pre-, post-, and six-months following completion of the professional development. Teacher outcomes assessed in this study will include teachers' feelings of burnout, self-efficacy, organizational climate, and their overall effectiveness in the classroom as measured by the Classroom Assessment Scoring System (CLASS).



## **COMMUNITY ACTION AGENCY BOARD**

**DATE: JULY 15, 2021**

**AGENDA ITEM NUMBER: 3A1f**

**AGENDA ITEM SUBJECT:** New CCP Provider: Universal Academy

**AGENDA ITEM TYPE: APPROVAL**

**RECOMMENDATIONS: APPROVAL**

This item was approved by the Head Start/Early Head Start Policy Council Executive Board on July 15, 2021. This item is recommended for review and approval by the Community Action Agency Board Finance and Executive Committee and for ratification by the Community Action Agency Board.

### **BACKGROUND/SUMMARY:**

Bethany Child Development Center, an Early Head Start-Child Care Partner provider, chose not to renew its contract with Miami-Dade County. The Program reviewed childcare centers in the Miami Gardens area that applied to become an Early Head Start CCP Provider. Program staff conducted site visits. The centers were scored based on classroom capacity, health and safety, DCF, and USDA reports. The Program selected Universal Academy.

### **FUNDING SOURCE:**

U.S. Department of Health and Human Services



## **COMMUNITY ACTION AGENCY BOARD**

**DATE: SEPTEMBER 13, 20 1**

**AGENDA ITEM NUMBER: 4**

**AGENDA ITEM SUBJECT: DEPARTMENTAL UPDATES**

**AGENDA ITEM TYPE: INFORMATIONAL**

**RECOMMENDATIONS: INFORMATIONAL**

### **BACKGROUND/SUMMARY:**

ELDERLY AND DISABILITIES BUREAU REPORT FOR MAY

ENERGY, FACILITIES, AND TRANSPORTATION REPORT FOR MAY,  
JUNE, AND JULY

PYSCHOLOGICAL SERVICES REPORT FOR MAY, JUNE, AND JULY

VIOLENCE AND PREVENTION AND INTERVENTION DIVISION REPORT  
FOR MAY, JUNE, AND JULY

REHABILITATIVE SERVICES DIVISION REPORT FOR MAY

HEAD START EARLY HEAD START CONTENT AREA REPORT FOR MAY  
AND JUNE

ACF-PI-HS-21-03 FY 2021 American Rescue Plan Funding Increase for  
Head Start Program

ACF-PI-HS-21-04: Office of Head Start (OHS) Expectations for Head  
Start Programs in Program Year (PY) 2021–2022s

**FUNDING SOURCE: VARIOUS SOURCES**



## Community Action and Human Services Department Elderly and Disability Services Bureau May 2021 Board Report

**Elderly and Disability Services Bureau** provides affordable, culturally sensitive, and quality services to the elderly and individuals with disabilities throughout Miami Dade County to help them maintain their independence and become self-sufficient.

The Bureau is comprised of 9 units and through the programs components, the Bureau empowers the elderly and young adults with disabilities in a variety of settings to promote their independence, thereby enabling them to remain at home and prevent premature institutionalization.

Elderly & Disability services bureau's major components are the following:

**Care Planning Unit (CPU)** provides case screening, assessment counseling and developing care plans for isolated elderly individuals 60 years of age and older.

**The Meal on Wheels Program (MOW)** delivers nutritionally-balanced meals to the elderly or intellectually/physically disabled homebound clients.

**The Meals for the Elderly (Congregate)** program provides nutritious meals and activities in a senior center setting five days per week.

**The High-Risk Nutritional Meals Program (HRP)** supplies additional meals to a number of seniors enrolled at MCAHSD meal sites with a score of 5.5 on the State Comprehensive Assessment (indicator of malnutrition).

**The Home Care Program (HCP)** provides services with a combination of Homemaking, Personal Care, and In-Home Respite services hours to seniors and individuals with disabilities.

**Disability Services and Independent Living (DSAIL)** assists individuals between the ages of 18-59 with physical and intellectual disability enabling them to maintain their independence.

**Adult Day Care Program (ADC)** provided services to senior and young adults with disabilities. The program also provides respite to caregivers providing constant care in order to alleviate the stress and demands the caregiver feels.

**Senior Companion Volunteer Program (SCP):** Low-income Senior Companion (SCP) volunteers provide services to frail elderly residents.

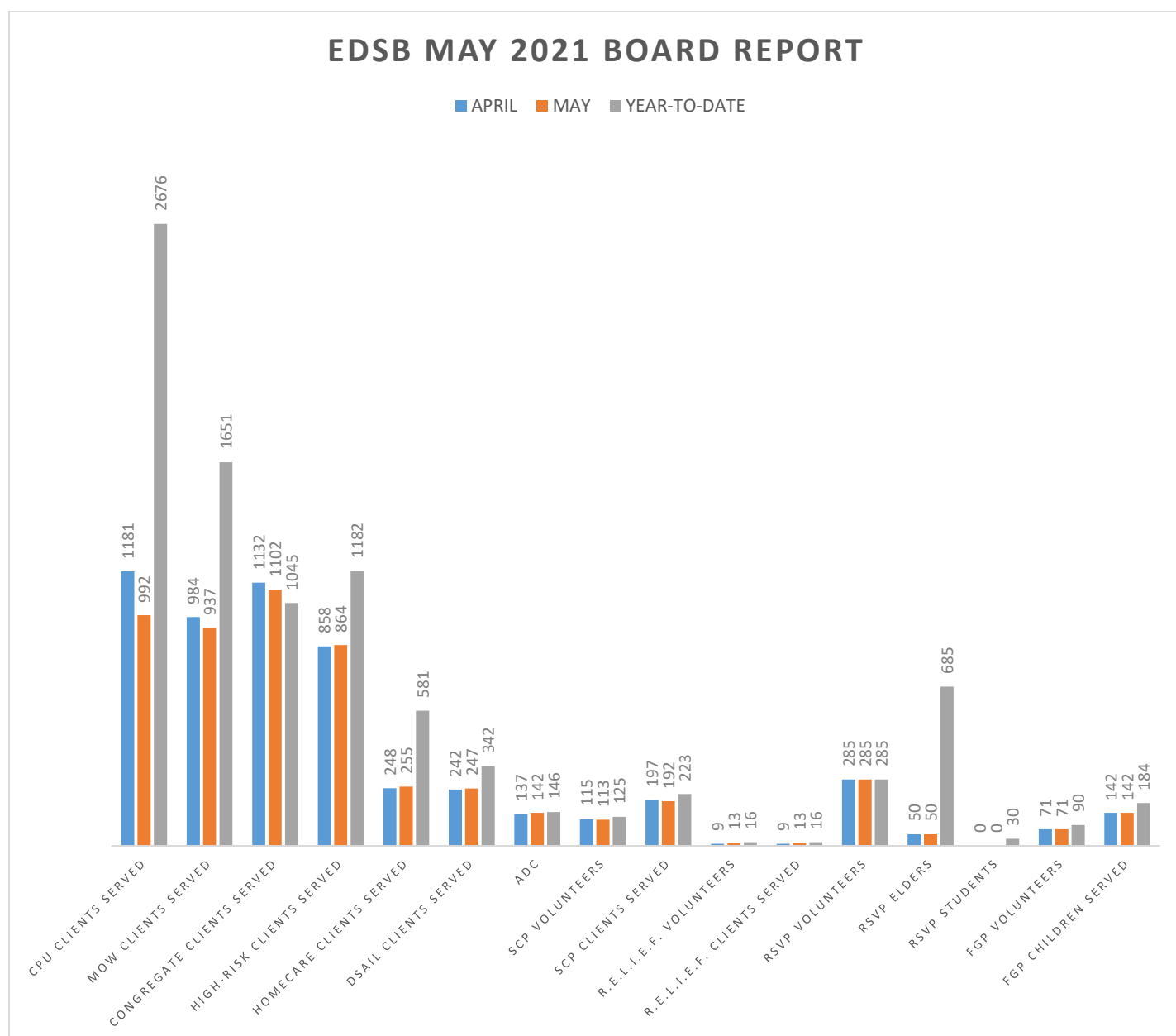
**Respite for Elders Living in Everyday Families (R.E.L.I.E.F.):** Relief volunteers provide respite service to caregivers in order to alleviate the stress and demands of providing constant care to their love one.

**Retired and Senior Volunteer Program (RSVP)** organizes volunteer opportunities to seniors 55 and older at different public agencies, non-profit organizations throughout Miami Dade County. Retired and Senior Volunteer program provide services of companionship and respite to the frail residents.

**Foster Grandparent Program (FGP):** Low-income foster Grandparent volunteers serve at-risk and special needs children and render supportive one-on-one services in day care centers, hospitals, Head Start Centers, and public schools throughout Miami-Dade County. Children receive guidance, support and individualized instruction from the volunteers.

**Information and Referrals:** This Bureau provides specialized Information & Referrals (I&R) services to seniors, adults with disabilities, caregivers, professionals and the general public enabling them to better understand the options available in the community in order to make informed choices.

	APRIL	MAY	Year-To-Date
Total Clients Served	5660	5418	9277
Info & Ref.	1341	1547	13,221





**Community Action and Human Services Department  
May 2021 Board Report**

**ENERGY, FACILITIES & TRANSPORTATION DIVISION**

The Energy, Facilities, and Transportation Division consists of three customer oriented social service branches designed to provide aid through Home Assistance programs, Facility maintenance and Transportation services. Home Assistance programs provide a wide variety of services to income-eligible homeowners residing in Miami-Dade County. Program services include energy conservation, air quality improvements, beautification, rehabilitation, storm mitigation improvements. Facility components serve to primarily maintain and service the various Community Resource Centers, Rehabilitation Facilities and Head-Start Programs administered by the Department in order to prevent or minimize the potential disruption of services arising through unforeseen maintenance issues. Transportation services provide safe and consistent passage of personnel and clientele on a daily basis including special events as requested by the Community. These branches and the Divisions serve as one cohesive unit within the Department to promote, support and sustain overall community partnerships and neighborhood revitalization.

<b>PROGRAM SUMMARY</b>	<b>May 2021</b>	<b>Program YTD</b>
<b>Weatherization Assistance Program</b> <b>Contract Year April 1, 2017 – September 30, 2020</b> The Weatherization Assistance Program (WAP) is designed to assist homeowners with controlling the air quality in their home. The three major components of air quality consist of: 1) the installation of Energy Recovery Ventilator (ERV), 2) Bathroom Exhaust Fans and 3) Kitchen Exhaust Fan.	0 (Homes Completed)	48 (Homes Completed)
<b>Home Beautification Program</b> <b>Contract Year December 1, 2017 – March 31, 2019</b> The Home Beautification Program provides eligible homeowners of single-family homes the opportunity to have their homes painted and/or landscaped at no cost. <b>Note: Beautification Program is offered only in Districts 1 and 12.</b> <b>Program was extended to December 31, 2021.</b>	0 (Homes Completed)	43 (Homes Completed)
<b>Single Family Home Rehabilitation (Surtax)</b> <b>Contract Year November 1, 2016 – December 31, 2018</b> The Home Rehabilitation Program provides rehabilitation, repairs, and upgrades in owner occupied low-to moderate-income single homes. The Single-Family Home Rehabilitation (Surtax) program area includes: Incorporated Miami-Dade County. These improvements are primarily geared to address health and safety issues, code violations; and may include roof repairs, plumbing and electrical components and exterior paint. <b>Note: Program is pending a rule change.</b>	0 (Homes Completed)	19 (Homes Completed)
<b>HOME (County Wide)</b> <b>Contract Year October 01, 2016 – September 30, 2018</b> The Home Repair Program provides repairs and upgrades in owner occupied low-to moderate-income single homes. The HOME (County Wide) program area includes: Unincorporated Miami-Dade County. These improvements are primarily geared to addressing health and safety issues,	0 (Homes Completed)	19 (Homes Completed)

code violations; and include roof repairs, plumbing and electrical components and exterior paint. <b>Note: Program is pending an extension.</b>		
<b>HOME (Liberty City)</b> <b>Contract Year January 01, 2016 – December 31, 2017</b> The Home Repair Program provides repairs and upgrades in owner occupied low-to moderate-income single homes. The HOME (Liberty City) program area includes NW 7 <sup>th</sup> Avenue (East boundary), NW 32 <sup>nd</sup> Avenue (West boundary), SR112 (South boundary), and NW 79 <sup>th</sup> Street (North boundary). These improvements are primarily geared to addressing health and safety issues, code violations; and include roof repairs, plumbing and electrical components and exterior paint. <b>Note: Program was extended to March 31, 2019.</b>	0 (Homes Completed)	22 (Homes Completed)
<b>Paint and Hurricane Shutter Program (Surtax)</b> <b>Contract Year June 01, 2014 – May 31, 2016</b> The Paint and Shuttering Program provides assistance to homeowners of single-family detached homes through the provision and installation of shuttering systems as well as exterior painting services. <b>Note: Program was extended to December 31, 2019.</b>	0 (Homes Completed)	0 (Homes Completed)
<b>Hurricane Shutter Program (General Funds)</b> The Hurricane Shuttering Program provides assistance to homeowners of single-family detached homes through the provision and installation of shuttering systems.	0 (Homes Completed)	7 (Homes Completed)
<b>Facilities Maintenance</b> The Facilities Division is responsible for application of care and maintenance program. The purpose of which is to maintain facilities in a manner that reflects the value that Miami-Dade County places on serving all of its residents. It is intended to address the issues that arise and impact the ability of our centers to service the residents of Miami-Dade County. Facilities are consistently surveyed to anticipate and react to system failures (HVAC, electrical, plumbing, et.) and singular incidents (dirty filters, failed ballasts, clogged drains, etc.). Upon identifying a deficiency, a service request is submitted to the Division for proper routing and ultimately, rectification of the issue.	47 (Service Requests)  45 (Service Requests Completed)	288 (Service Requests)  270 (Service Requests Completed)
<b>Transportation</b> The Transportation Unit provides safe and consistent passage of personnel and clients on a daily basis. Services are provided to Head Start children, the elderly and individuals with disabilities in the community. Medical, dental and therapy visits for Head Start children, including field trips countywide are provided. The elderly and individuals with disabilities are transported to Adult Day Care centers, meal sites, and trips to various venues. Services are also provided for public housing development residents and private community groups.	2,796 (Trips Completed)	11,279 (Trips Completed)
<b>Residential Chore Program</b> The Residential Chore Program provides services to eligible elderly residents by assisting with the heavy cleaning of their homes. This assistance includes cleaning behind refrigerators, cleaning ceiling fans, cleaning cabinets/cupboards, cleaning stoves, carpet cleaning, cleaning windows/blinds, organizing rooms, disposing of unwanted items, yard cleanup and minor household repairs.	0 (Hours Completed)	0 (Hours Completed)





**Community Action and Human Services Department  
June 2021 Board Report**

**ENERGY, FACILITIES & TRANSPORTATION DIVISION**

The Energy, Facilities, and Transportation Division consists of three customer oriented social service branches designed to provide aid through Home Assistance programs, Facility maintenance and Transportation services. Home Assistance programs provide a wide variety of services to income-eligible homeowners residing in Miami-Dade County. Program services include energy conservation, air quality improvements, beautification, rehabilitation, storm mitigation improvements. Facility components serve to primarily maintain and service the various Community Resource Centers, Rehabilitation Facilities and Head-Start Programs administered by the Department in order to prevent or minimize the potential disruption of services arising through unforeseen maintenance issues. Transportation services provide safe and consistent passage of personnel and clientele on a daily basis including special events as requested by the Community. These branches and the Divisions serve as one cohesive unit within the Department to promote, support and sustain overall community partnerships and neighborhood revitalization.

<b>PROGRAM SUMMARY</b>	<b>June 2021</b>	<b>Program YTD</b>
<b>Weatherization Assistance Program</b> <b>Contract Year April 1, 2017 – September 30, 2020</b> The Weatherization Assistance Program (WAP) is designed to assist homeowners with controlling the air quality in their home. The three major components of air quality consist of: 1) the installation of Energy Recovery Ventilator (ERV), 2) Bathroom Exhaust Fans and 3) Kitchen Exhaust Fan.	3 (Homes Completed)	51 (Homes Completed)
<b>Home Beautification Program</b> <b>Contract Year December 1, 2017 – March 31, 2019</b> The Home Beautification Program provides eligible homeowners of single-family homes the opportunity to have their homes painted and/or landscaped at no cost. <b>Note: Beautification Program is offered only in Districts 1 and 12.</b> <b>Program was extended to December 31, 2021.</b>	2 (Homes Completed)	45 (Homes Completed)
<b>Single Family Home Rehabilitation (Surtax)</b> <b>Contract Year November 1, 2016 – December 31, 2018</b> The Home Rehabilitation Program provides rehabilitation, repairs, and upgrades in owner occupied low-to moderate-income single homes. The Single-Family Home Rehabilitation (Surtax) program area includes: Incorporated Miami-Dade County. These improvements are primarily geared to address health and safety issues, code violations; and may include roof repairs, plumbing and electrical components and exterior paint. <b>Note: Program is pending a rule change.</b>	0 (Homes Completed)	19 (Homes Completed)
<b>HOME (County Wide)</b> <b>Contract Year October 01, 2016 – September 30, 2018</b> The Home Repair Program provides repairs and upgrades in owner occupied low-to moderate-income single homes. The HOME (County Wide) program area includes: Unincorporated Miami-Dade County. These improvements are primarily geared to addressing health and safety issues,	0 (Homes Completed)	19 (Homes Completed)

code violations; and include roof repairs, plumbing and electrical components and exterior paint. <b>Note: Program is pending an extension.</b>		
<b>HOME (Liberty City)</b> <b>Contract Year January 01, 2016 – December 31, 2017</b> The Home Repair Program provides repairs and upgrades in owner occupied low-to moderate-income single homes. The HOME (Liberty City) program area includes NW 7 <sup>th</sup> Avenue (East boundary), NW 32 <sup>nd</sup> Avenue (West boundary), SR112 (South boundary), and NW 79 <sup>th</sup> Street (North boundary). These improvements are primarily geared to addressing health and safety issues, code violations; and include roof repairs, plumbing and electrical components and exterior paint. <b>Note: Program was extended to March 31, 2019.</b>	0 (Homes Completed)	22 (Homes Completed)
<b>Paint and Hurricane Shutter Program (Surtax)</b> <b>Contract Year June 01, 2014 – May 31, 2016</b> The Paint and Shuttering Program provides assistance to homeowners of single-family detached homes through the provision and installation of shuttering systems as well as exterior painting services. <b>Note: Program was extended to December 31, 2019.</b>	0 (Homes Completed)	0 (Homes Completed)
<b>Hurricane Shutter Program (General Funds)</b> The Hurricane Shuttering Program provides assistance to homeowners of single-family detached homes through the provision and installation of shuttering systems.	0 (Homes Completed)	7 (Homes Completed)
<b>Facilities Maintenance</b> The Facilities Division is responsible for application of care and maintenance program. The purpose of which is to maintain facilities in a manner that reflects the value that Miami-Dade County places on serving all of its residents. It is intended to address the issues that arise and impact the ability of our centers to service the residents of Miami-Dade County. Facilities are consistently surveyed to anticipate and react to system failures (HVAC, electrical, plumbing, et.) and singular incidents (dirty filters, failed ballasts, clogged drains, etc.). Upon identifying a deficiency, a service request is submitted to the Division for proper routing and ultimately, rectification of the issue.	60 (Service Requests)  59 (Service Requests Completed)	348 (Service Requests)  329 (Service Requests Completed)
<b>Transportation</b> The Transportation Unit provides safe and consistent passage of personnel and clients on a daily basis. Services are provided to Head Start children, the elderly and individuals with disabilities in the community. Medical, dental and therapy visits for Head Start children, including field trips countywide are provided. The elderly and individuals with disabilities are transported to Adult Day Care centers, meal sites, and trips to various venues. Services are also provided for public housing development residents and private community groups.	1,186 (Trips Completed)	12,465 (Trips Completed)
<b>Residential Chore Program</b> The Residential Chore Program provides services to eligible elderly residents by assisting with the heavy cleaning of their homes. This assistance includes cleaning behind refrigerators, cleaning ceiling fans, cleaning cabinets/cupboards, cleaning stoves, carpet cleaning, cleaning windows/blinds, organizing rooms, disposing of unwanted items, yard cleanup and minor household repairs.	0 (Hours Completed)	0 (Hours Completed)



**Community Action and Human Services Department  
July 2021 Board Report**

**ENERGY, FACILITIES & TRANSPORTATION DIVISION**

The Energy, Facilities, and Transportation Division consists of three customer oriented social service branches designed to provide aid through Home Assistance programs, Facility maintenance and Transportation services. Home Assistance programs provide a wide variety of services to income-eligible homeowners residing in Miami-Dade County. Program services include energy conservation, air quality improvements, beautification, rehabilitation, storm mitigation improvements. Facility components serve to primarily maintain and service the various Community Resource Centers, Rehabilitation Facilities and Head-Start Programs administered by the Department in order to prevent or minimize the potential disruption of services arising through unforeseen maintenance issues. Transportation services provide safe and consistent passage of personnel and clientele on a daily basis including special events as requested by the Community. These branches and the Divisions serve as one cohesive unit within the Department to promote, support and sustain overall community partnerships and neighborhood revitalization.

<b>PROGRAM SUMMARY</b>	<b>July 2021</b>	<b>Program YTD</b>
<b>Weatherization Assistance Program</b> <b>Contract Year April 1, 2017 – September 30, 2020</b> The Weatherization Assistance Program (WAP) is designed to assist homeowners with controlling the air quality in their home. The three major components of air quality consist of: 1) the installation of Energy Recovery Ventilator (ERV), 2) Bathroom Exhaust Fans and 3) Kitchen Exhaust Fan.	3 (Homes Completed)	54 (Homes Completed)
<b>Home Beautification Program</b> <b>Contract Year December 1, 2017 – March 31, 2019</b> The Home Beautification Program provides eligible homeowners of single-family homes the opportunity to have their homes painted and/or landscaped at no cost. <b>Note: Beautification Program is offered only in Districts 1 and 12.</b> <b>Program was extended to December 31, 2021.</b>	2 (Homes Completed)	47 (Homes Completed)
<b>Single Family Home Rehabilitation (Surtax)</b> <b>Contract Year November 1, 2016 – December 31, 2018</b> The Home Rehabilitation Program provides rehabilitation, repairs, and upgrades in owner occupied low-to moderate-income single homes. The Single-Family Home Rehabilitation (Surtax) program area includes: Incorporated Miami-Dade County. These improvements are primarily geared to address health and safety issues, code violations; and may include roof repairs, plumbing and electrical components and exterior paint. <b>Note: Program is pending a rule change.</b>	0 (Homes Completed)	19 (Homes Completed)
<b>HOME (County Wide)</b> <b>Contract Year October 01, 2016 – September 30, 2018</b> The Home Repair Program provides repairs and upgrades in owner occupied low-to moderate-income single homes. The HOME (County Wide) program area includes: Unincorporated Miami-Dade County. These improvements are primarily geared to addressing health and safety issues,	0 (Homes Completed)	19 (Homes Completed)

code violations; and include roof repairs, plumbing and electrical components and exterior paint. <b>Note: Program is pending an extension.</b>		
<b>HOME (Liberty City)</b> <b>Contract Year January 01, 2016 – December 31, 2017</b> The Home Repair Program provides repairs and upgrades in owner occupied low-to moderate-income single homes. The HOME (Liberty City) program area includes NW 7 <sup>th</sup> Avenue (East boundary), NW 32 <sup>nd</sup> Avenue (West boundary), SR112 (South boundary), and NW 79 <sup>th</sup> Street (North boundary). These improvements are primarily geared to addressing health and safety issues, code violations; and include roof repairs, plumbing and electrical components and exterior paint. <b>Note: Program was extended to March 31, 2019.</b>	0 (Homes Completed)	22 (Homes Completed)
<b>Paint and Hurricane Shutter Program (Surtax)</b> <b>Contract Year June 01, 2014 – May 31, 2016</b> The Paint and Shuttering Program provides assistance to homeowners of single-family detached homes through the provision and installation of shuttering systems as well as exterior painting services. <b>Note: Program was extended to December 31, 2019.</b>	0 (Homes Completed)	0 (Homes Completed)
<b>Hurricane Shutter Program (General Funds)</b> The Hurricane Shuttering Program provides assistance to homeowners of single-family detached homes through the provision and installation of shuttering systems.	0 (Homes Completed)	7 (Homes Completed)
<b>Facilities Maintenance</b> The Facilities Division is responsible for application of care and maintenance program. The purpose of which is to maintain facilities in a manner that reflects the value that Miami-Dade County places on serving all of its residents. It is intended to address the issues that arise and impact the ability of our centers to service the residents of Miami-Dade County. Facilities are consistently surveyed to anticipate and react to system failures (HVAC, electrical, plumbing, et.) and singular incidents (dirty filters, failed ballasts, clogged drains, etc.). Upon identifying a deficiency, a service request is submitted to the Division for proper routing and ultimately, rectification of the issue.	59 (Service Requests)  56 (Service Requests Completed)	407 (Service Requests)  385 (Service Requests Completed)
<b>Transportation</b> The Transportation Unit provides safe and consistent passage of personnel and clients on a daily basis. Services are provided to Head Start children, the elderly and individuals with disabilities in the community. Medical, dental and therapy visits for Head Start children, including field trips countywide are provided. The elderly and individuals with disabilities are transported to Adult Day Care centers, meal sites, and trips to various venues. Services are also provided for public housing development residents and private community groups.	1,503 (Trips Completed)	13,968 (Trips Completed)
<b>Residential Chore Program</b> The Residential Chore Program provides services to eligible elderly residents by assisting with the heavy cleaning of their homes. This assistance includes cleaning behind refrigerators, cleaning ceiling fans, cleaning cabinets/cupboards, cleaning stoves, carpet cleaning, cleaning windows/blinds, organizing rooms, disposing of unwanted items, yard cleanup and minor household repairs.	0 (Hours Completed)	0 (Hours Completed)

**Community Action and Human Services Department  
Psychological Services  
May 2021 Board Report**

The Psychological Services Program addresses the increased need for Mental Health Services in Miami-Dade County. Its mission is identification, assessment, and early intervention to maximize the optimal functioning of clients through the application of evidence-based interventions informed through science. Service delivery is implemented by doctoral level psychology interns and master level students within the field of mental health.

<b>SERVICES</b>	<b>NUMBER OF SESSIONS/SERVICES</b>
<b>Individual therapy Sessions</b>  Children – (Head Start-7 ) Adults – (Elderly and Disability 9; Rehab 30; Violence Prevention and Intervention 23; Family and Community Services 0)	69 sessions
<b>Group/Family Therapy Sessions</b>  Rehab – 30 (Via Zoom) Head Start – 0  Elderly and Disability- 0  Violence Prevention and Intervention- 0	30 sessions
<b>Crisis Intervention</b>	2
<b>Case management</b>	1
<b>Consultation</b>	9
<b>Parent and Staff Trainings</b>	14
<b>Assessments, Intakes, Evaluations</b>	20 Intakes 5 Assessments 1 Evaluations
<b>Classroom intervention and strategies</b>	1
<b>Advocacy</b>	0
<b>Therapeutic Activities</b>	9
<b>Higher Education Institution Partnerships-</b> Nova Southeastern University Albizu University- Miami and Puerto Rico campuses Florida International University Ponce Health Sciences University	4

- Psychology Intern and Practicum Student are facilitating a Self-Care Peer Support Group within the Violence Prevention and Intervention Division for staff.
- Support groups offered to parents in Head Start/Early Head Start (classifying as therapeutic activities)

**Community Action and Human Services Department  
Psychological Services  
June 2021 Board Report**

The Psychological Services Program addresses the increased need for Mental Health Services in Miami-Dade County. Its mission is identification, assessment, and early intervention to maximize the optimal functioning of clients through the application of evidence-based interventions informed through science. Service delivery is implemented by doctoral level psychology interns and master level students within the field of mental health.

<b>SERVICES</b>	<b>NUMBER OF SESSIONS/SERVICES</b>
<b>Individual therapy Sessions</b>  Children – (Head Start-8 ) Adults – (Elderly and Disability 13; Rehab 32; Violence Prevention and Intervention 18; Family and Community Services 0)	71 sessions
<b>Group/Family Therapy Sessions</b>  Rehab – 32 Head Start – 0  Elderly and Disability- 1  Violence Prevention and Intervention- 0	33 sessions
<b>Crisis Intervention</b>	1
<b>Case management</b>	2
<b>Consultation</b>	10
<b>Parent and Staff Trainings</b>	2
<b>Assessments, Intakes, Evaluations</b>	11 Intakes 2 Assessments 1 Evaluations
<b>Classroom intervention and strategies</b>	1
<b>Advocacy</b>	0
<b>Therapeutic Activities</b>	12
<b>Higher Education Institution Partnerships-</b> Nova Southeastern University Albizu University- Miami and Puerto Rico campuses Florida International University Ponce Health Sciences University	4

- Psychology Interns were dispatched to assist with community response related to the Surfside building collapse; they provided support at the Family Assistance Center; they assisted alongside primary supervisor(s).



**Community Action and Human Services Department  
Psychological Services  
July 2021 Board Report**

The Psychological Services Program addresses the increased need for Mental Health Services in Miami-Dade County. Its mission is identification, assessment, and early intervention to maximize the optimal functioning of clients through the application of evidence-based interventions informed through science. Service delivery is implemented by doctoral level psychology interns and master level students within the field of mental health.

<b>SERVICES</b>	<b>NUMBER OF SESSIONS/SERVICES</b>
<b>Individual therapy Sessions</b>  Children – (Head Start-2 ) Adults – (Elderly and Disability 11; Rehab 32; Violence Prevention and Intervention 20; Family and Community Services 0)	65 sessions
<b>Group/Family Therapy Sessions</b>  Rehab – 32 Head Start – 0  Elderly and Disability- 3  Violence Prevention and Intervention- 0	35 sessions
<b>Crisis Intervention</b>	0
<b>Case management</b>	0
<b>Consultation</b>	14
<b>Parent and Staff Trainings</b>	7
<b>Assessments, Intakes, Evaluations</b>	13 Intakes 10 Assessments 1 Evaluation
<b>Classroom intervention and strategies</b>	0
<b>Advocacy</b>	0
<b>Therapeutic Activities</b>	14
<b>Higher Education Institution Partnerships-</b> Nova Southeastern University Albizu University- Miami and Puerto Rico campuses Florida International University Ponce Health Sciences University	4

**Community Action and Human Services Department**  
**June 2021 Board Report**  
**Targeted Services Bureau**  
**Violence Prevention and Intervention Division**

The Violence and Intervention Division offers protection and supportive services to victims of domestic violence, sexual violence, dating violence, human trafficking and their dependents. It also provides crisis intervention and advocacy services, including counseling, information and referral, safe shelter, transportation, emergency financial assistance and food and clothing

PROGRAM SUMMARY	VPID
	May 2021
SSN-SSS-ITS-CVAC-ITN-SSC	
<b>Court Orientation Workshops</b>	<b>0</b>
<b>Direct Relief Assistance</b>	<b>5</b>
<b>Dissolution of Marriage Assistance</b>	<b>6</b>
<b>Education and Training</b>	<b>97</b>
<b>Food Provision Number of Bags or Amount of Food Pounds</b>	<b>1727</b>
<b>Group Therapy Sessions</b>	<b>37</b>
<b>Individual Therapy Sessions</b>	<b>227</b>
<b>Helpline Calls (VPIS)</b>	<b>1568</b>
<b>Hotline Calls (Shelters)</b>	<b>207</b>
<b>Protective Order Assistance</b>	<b>3</b>
<b>Advocacy Services (Safety Planning, Crisis Intervention, Case Management)</b>	<b>3448</b>
<b>Outreach Advocacy Services (Legal Assistance, Referrals, HIV Testing, GED Pre Testing, etc.)</b>	<b>597</b>
<b>Support Groups/House Meeting</b>	<b>6</b>
<b>Attorney General Relocation Cases</b>	<b>18</b>
<b>Attorney General Victims Compensation Cases</b>	<b>16</b>
<b>Vocational Rehabilitation Services</b>	<b>0</b>

Ivon Mesa  
Bureau Chief

**Community Action and Human Services Department  
July 2021 Board Report  
Targeted Services Bureau  
Violence Prevention and Intervention Division**

The Violence and Intervention Division offers protection and supportive services to victims of domestic violence, sexual violence, dating violence, human trafficking and their dependents. It also provides crisis intervention and advocacy services, including counseling, information and referral, safe shelter, transportation, emergency financial assistance and food and clothing

PROGRAM SUMMARY	VPID
	June 2021
SSN-ITS-SSC-CVAC-ITN-SSS	
<b>Court orientation Workshops</b>	<b>0</b>
<b>Direct Relief Assistance</b>	<b>20</b>
<b>Dissolution of Marriage Assistance</b>	<b>27</b>
<b>Education and Training</b>	<b>72</b>
<b>Food Provision Number of Bags or Amount of Food Pounds</b>	<b>1853</b>
<b>Group Therapy Sessions</b>	<b>34</b>
<b>Individual Therapy Sessions</b>	<b>366</b>
<b>Helpline Calls (VPIS)</b>	<b>1816</b>
<b>Hotline Calls (Shelters)</b>	<b>180</b>
<b>Protective Order Assistance</b>	<b>14</b>
<b>Advocacy Services (Safety Planning, Crisis Intervention, Case Management)</b>	<b>4120</b>
<b>Outreach Advocacy Services (Legal Assistance, Referrals, HIV Testing, GED Pre Testing, etc.)</b>	<b>850</b>
<b>Support Groups/House Meeting</b>	<b>8</b>
<b>Attorney General Relocation Cases</b>	<b>28</b>
<b>Attorney General Victims Compensation Cases</b>	<b>25</b>
<b>Vocational Rehabilitation Services</b>	<b>0</b>

Ivon Mesa  
Bureau Chief

**Community Action and Human Services Department  
August 2021 Board Report  
Targeted Services Bureau  
Violence Prevention and Intervention Division**

The Violence and Intervention Division offers protection and supportive services to victims of domestic violence, sexual violence, dating violence, human trafficking and their dependents. It also provides crisis intervention and advocacy services, including counseling, information and referral, safe shelter, transportation, emergency financial assistance and food and clothing

PROGRAM SUMMARY	VPID
	July 2021
CVAC-ITN-ITS-SSC-SSN-SSS	
<b>Court orientation Workshops</b>	<b>0</b>
<b>Direct Relief Assistance</b>	<b>4</b>
<b>Dissolution of Marriage Assistance</b>	<b>1</b>
<b>Education and Training</b>	<b>49</b>
<b>Food Provision Number of Bags or Amount of Food Pounds</b>	<b>1704</b>
<b>Group Therapy Sessions</b>	<b>16</b>
<b>Individual Therapy Sessions</b>	<b>307</b>
<b>Helpline Calls (VPIS)</b>	<b>2016</b>
<b>Hotline Calls (Shelters)</b>	<b>241</b>
<b>Protective Order Assistance</b>	<b>0</b>
<b>Advocacy Services (Safety Planning, Crisis Intervention, Case Management)</b>	<b>3356</b>
<b>Outreach Advocacy Services (Legal Assistance, Referrals, HIV Testing, GED Pre Testing, etc.)</b>	<b>1185</b>
<b>Support Groups/House Meeting</b>	<b>10</b>
<b>Attorney General Relocation Cases</b>	<b>75</b>
<b>Attorney General Victims Compensation Cases</b>	<b>32</b>
<b>Vocational Rehabilitation Services</b>	<b>13</b>

Ivon Mesa  
Bureau Chief



**Community Action and Human Services Department  
May 2021 Board Report**

**REHABILITATIVE SERVICES DIVISION**

<b>PROGRAM SUMMARY</b>	<b>May</b>	<b>Program Year to Date</b>
New Direction Residential Programs New Admissions	30	166
New Direction Residential Programs Active Clients during the month	72	479
Clients successfully completing New Direction Residential Treatment Programs	17	110
New Direction Residential Treatment Program percent of operating capacity	79%	77%
Clients in Employability Skills Training (Career Resources Van)	2	134
Treatment Alternatives to Street Crime (TASC) New Admissions	9	97
Treatment Alternatives to Street Crime (TASC) Active Clients during the month	97	725
Clients successfully completing Treatment Alternative to Street Crimes (TASC)	5	65
DUI Program New Admissions	0	0
DUI Program Active Clients during the month	0	0
Assessment, Referral and Placement completed by the Central Intake Unit	89	633

Agnieszka Sandakow, Division Director



## **COMMUNITY ACTION AGENCY BOARD**

**DATE: MAY 31, 2021**

**AGENDA ITEM NUMBER: 4A8**

**AGENDA ITEM SUBJECT:** May 2021 Head Start Content Area Report

**AGENDA ITEM TYPE: INFORMATIONAL**

**RECOMMENDATIONS: INFORMATIONAL**

### **BACKGROUND/SUMMARY:**

The May 2021 Content Area Report includes Head Start, Early Head Start, Early Head Start-Child Care Partnership, and Combination Expansion Early Head Start-Child Care Partnership program information on Education, Disabilities, Enrollment, Family Engagement, Health, Mental Health, and Nutrition.

### **FUNDING SOURCE:**

U.S. Department of Health and Human Services

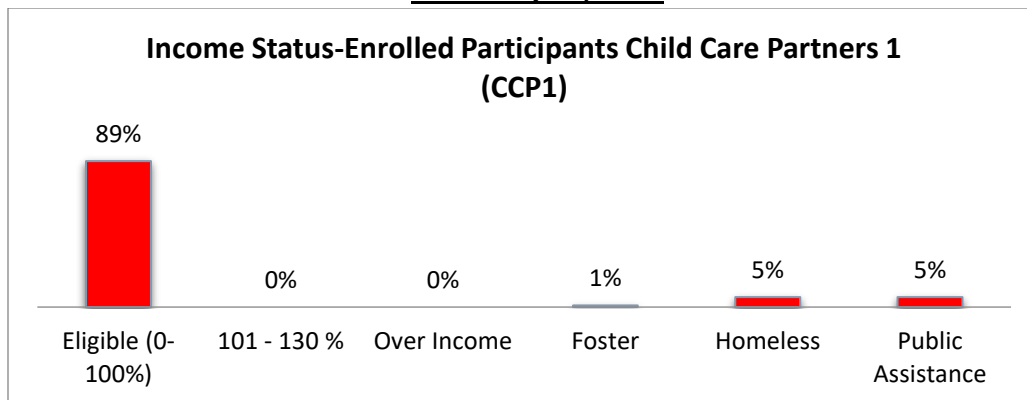
## **ELIGIBILITY RECRUITMENT SELECTION ENROLLMENT AND ATTENDANCE (ERSEA):**

### **Enrollment:**

#### **Eligibility Statuses-Enrolled Child Care Partners 1**

##### **Early Head Start Participants**

**As of May 31, 2021**



Child Care Partners 1 Current Enrollment	Current Enrollment %/ Vacant slots 100%   0 of 240 slots vacant
CCP-Cambridge Academy	100%   0 of 24 slots vacant
CCP-Community Outreach Center, Inc.	100%   0 of 16 slots vacant
CCP-Crystal Learning Center, Inc.	100%   0 of 32 slots vacant
CCP-Decroly Learning Child Care Ctr	100%   0 of 48 slots vacant
CCP-Early Childhood ProfessionalSer/Bethany	100%   0 of 24 slots vacant
CCP-Memorial Temple Early Childhood	100%   0 of 16 slots vacant
CCP-Rising Star Academy	100%   0 of 16 slots vacant
CCP-Shining Light Childcare Center	100%   0 of 16 slots vacant
St. Alban's Child Enrichment Center	100%   0 of 48 slots vacant

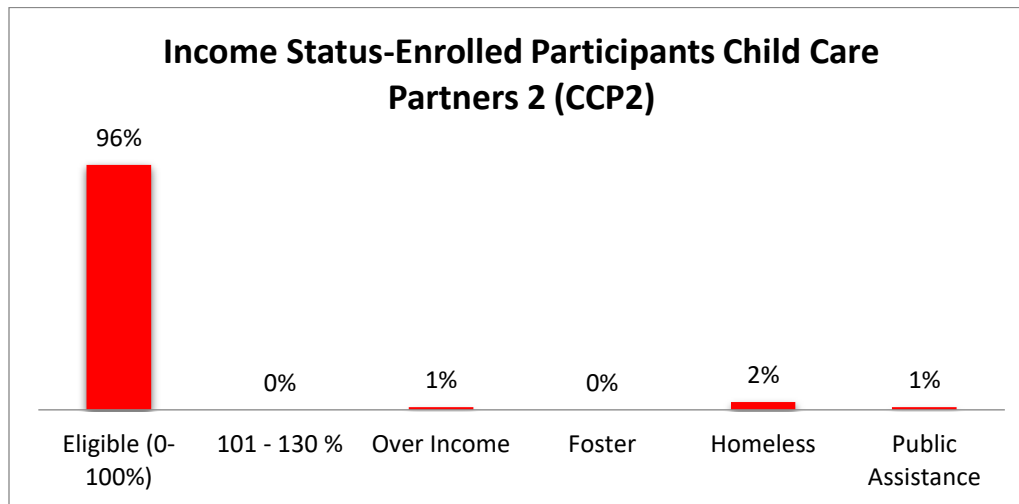
## ELIGIBILITY RECRUITMENT SELECTION ENROLLMENT AND ATTENDANCE (ERSEA):

### Enrollment:

#### Eligibility Statuses-Enrolled Child Care Partners 2

##### Expansion Participants

As of May 31, 2021



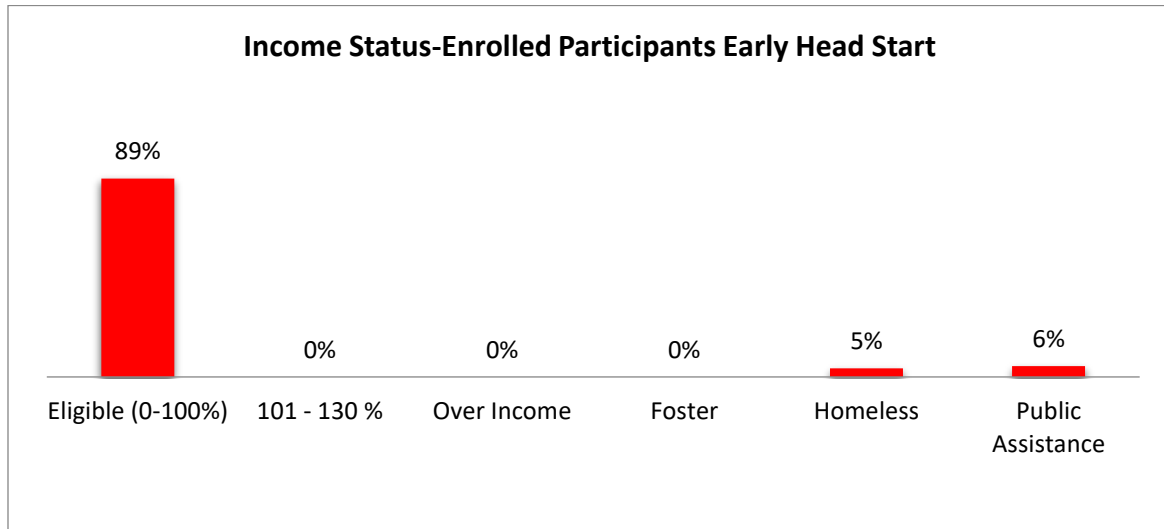
Child Care Partners 2 Current Enrollment	Current Enrollment %/ Vacant slots 99%   4 of 552 slots vacant
Catholic Charities	100%   0 of 120 slots vacant
CCP-Bricks Early Learning Center	100%   0 of 24 slots vacant
CCP-Cambridge Academy	96%   1 of 24 slots vacant
CCP-Decroly Learning Child Care Ctr	100%   0 of 24 slots vacant
CCP-Early Learning Center	100%   0 of 32 slots vacant
Centro Mater	100%   0 of 72 slots vacant
FCAA	100%   0 of 32 slots vacant
Haitian Youth	99%   1 of 80 slots vacant
KIDCO Creative Learning	94%   2 of 32 slots vacant
Ladow	100%   0 of 16 slots vacant
Paradise Christian School, Inc.	100%   0 of 32 slots vacant
Sunflowers Academy	100%   0 of 24 slots vacant
YWCA Of Greater Miami-Dade	100%   0 of 40 slots vacant



## **ELIGIBILITY RECRUITMENT SELECTION ENROLLMENT AND ATTENDANCE (ERSEA):**

### **Enrollment:**

#### **Eligibility Statuses-Enrolled Early Head Start Participants** **As of May 31, 2021**



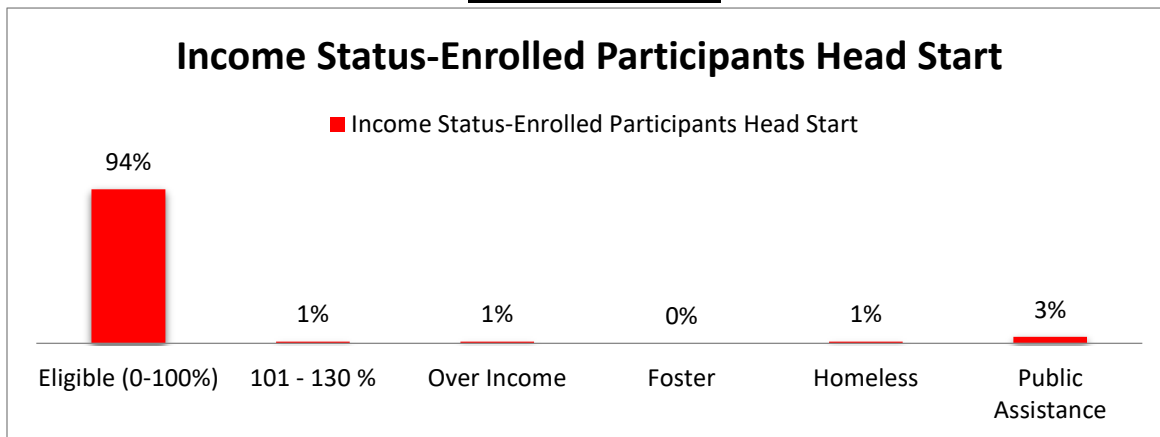
EARLY HEAD START Current Enrollment	Current Enrollment %/ Vacant slots 98%   8 of 446 slots vacant
Centro Mater	100%   0 of 70 slots vacant
Easter Seals	88%   1 of 8 slots vacant
FCAA	100%   0 of 24 slots vacant
Haitian Youth	100%   0 of 32 slots vacant
KIDCO Creative Learning	97%   1 of 32 slots vacant
Landow	100%   0 of 16 slots vacant
Miami Dade County Public Schools	97%   6 of 192 slots vacant
O'Farrill Learning Center	100%   0 of 8 slots vacant
United Way Center Of Excellence	100%   0 of 32 slots vacant
YWCA Of Greater Miami-Dade	100%   0 of 32 slots vacant

## ELIGIBILITY RECRUITMENT SELECTION ENROLLMENT AND ATTENDANCE (ERSEA):

### Enrollment:

#### Eligibility Statuses-Enrolled Head Start Participants

As of May 31, 2021

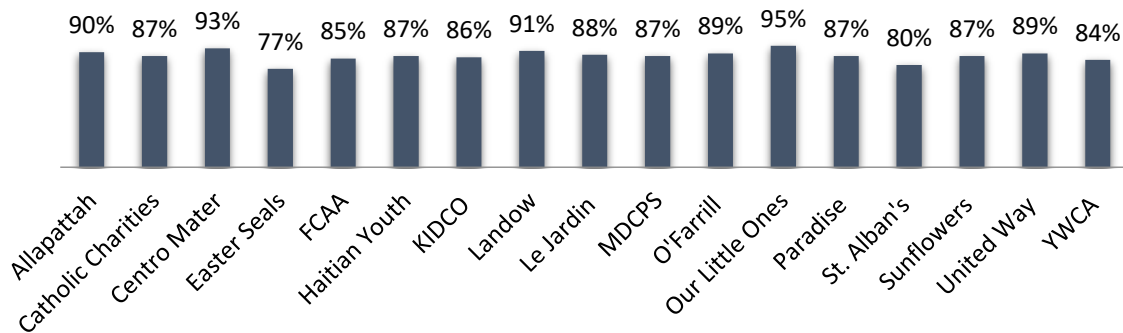


Head Start Agency Current Enrollment	Current Enrollment %/ Vacant slots 81%   1245 of 6710 slots vacant
Allapattah	90%   8 of 77 slots vacant
Catholic Charities	84%   208 of 1275 slots vacant
Centro Mater	94%   30 of 526 slots vacant
Easter Seals	72%   133 of 480 slots vacant
FCAA	70%   131 of 432 slots vacant
Haitian Youth	100%   0 of 175 slots vacant
KIDCO Creative Learning	63%   92 of 250 slots vacant
Landow	100%   0 of 80 slots vacant
Le Jardin Community Center, Inc.	89%   53 of 480 slots vacant
Miami Dade County Public Schools	81%   360 of 1935 slots vacant
O'Farrill Learning Center	64%   87 of 242 slots vacant
Our Little Ones	99%   1 of 118 slots vacant
Paradise Christian School, Inc.	69%   56 of 180 slots vacant
St. Alban's Child Enrichment Center	66%   58 of 170 slots vacant
Sunflowers Academy	95%   2 of 40 slots vacant
United Way Center Of Excellence	100%   0 of 30 slots vacant
YWCA Of Greater Miami-Dade	88%   26 of 220 slots vacant

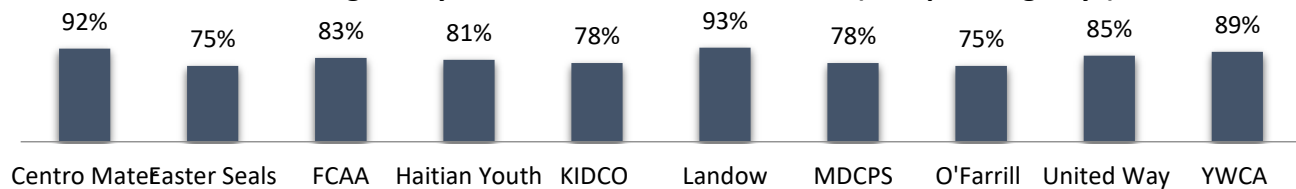
## ELIGIBILITY RECRUITMENT SELECTION ENROLLMENT AND ATTENDANCE (ERSEA):

### Attendance:

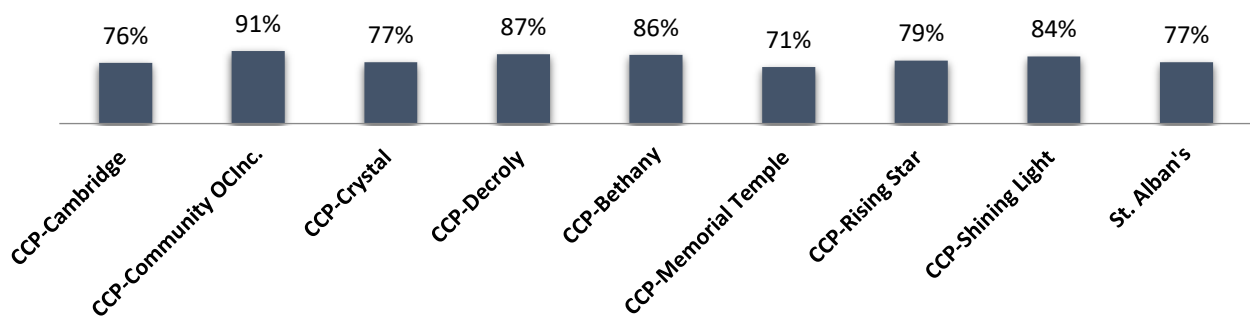
#### **HS Average Daily Attendance Overall Total 87% 19 Operating Days)**



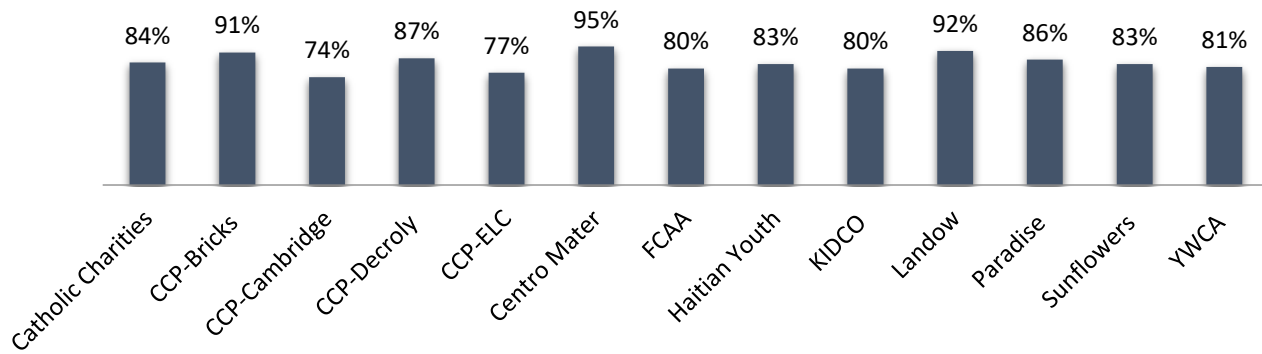
#### **EHS Average Daily Attendance Overall Total 82% (19 Operating Days)**



#### **CCP 1 Average Daily Attendance Overall Total 81% (19 Operating Days)**




#### **CCP 2 Average Daily Attendance Overall Total 83% (19 Operating Days)**



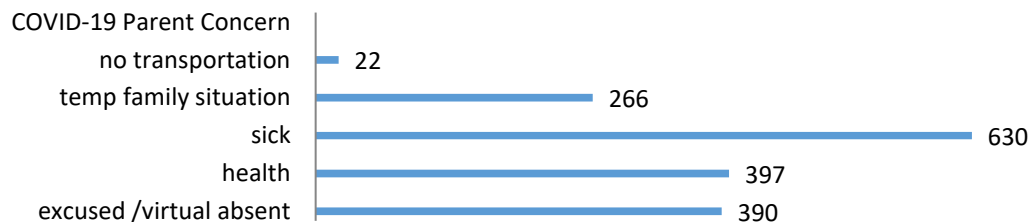
## ELIGIBILITY RECRUITMENT SELECTION ENROLLMENT AND ATTENDANCE (ERSEA):

### Attendance:

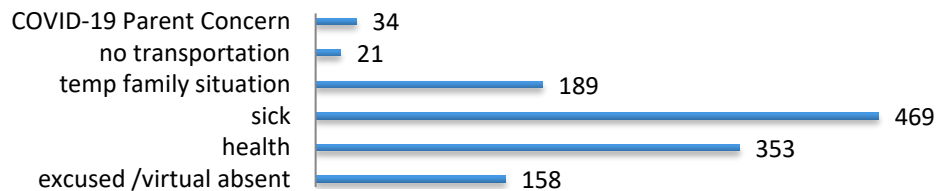
#### Head Start Reasons of Absence May 2021



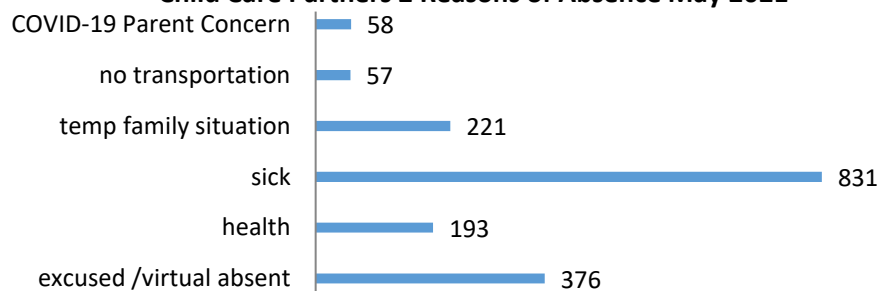
#### Early Head Start Reasons of Absence May 2021



#### Child Care Partners 1 Reasons of Absence May 2021



#### Child Care Partners 2 Reasons of Absence May 2021



#### Terminology defined:

**No Transportation** - family has transportation problems (car inoperative, no alternate ride)

**Temp Family Situation** - family related issues or concerns

**Sick** - related to ill health

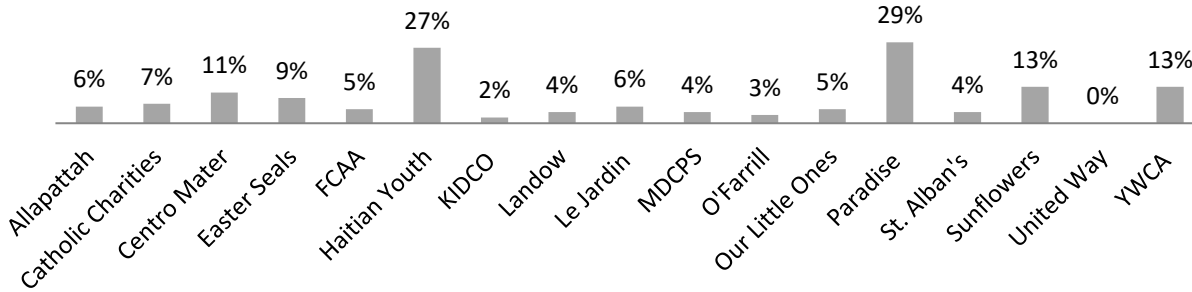
**Health** - related to expired health documentation, health alerts, and /or medical/dental appointments

**Excused** - staff is aware of child/family absence

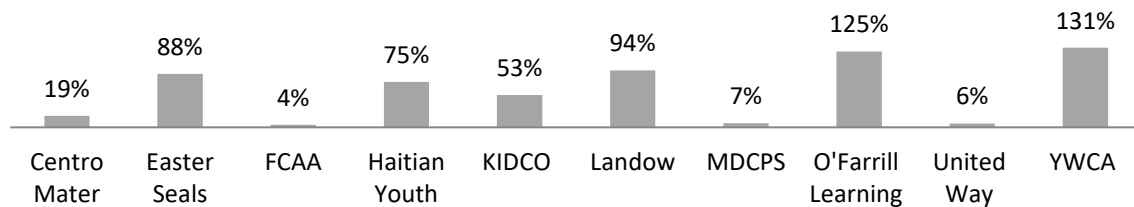
## SELECTION

### Waitlist Applications for the month ending

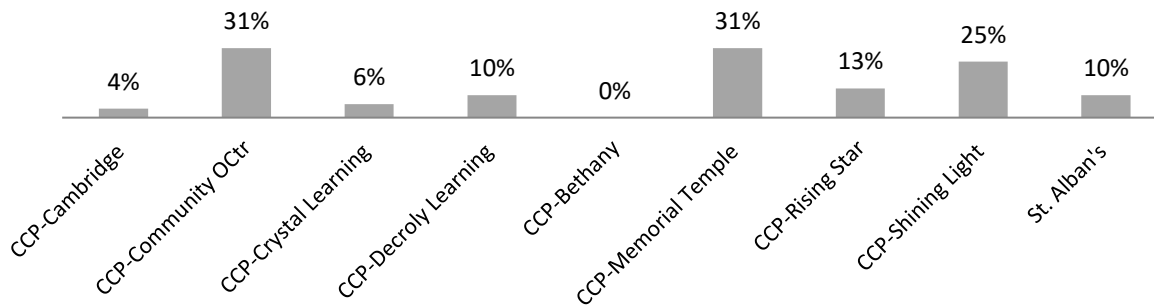
HS Waitlist Applications for the month ending in May 2021



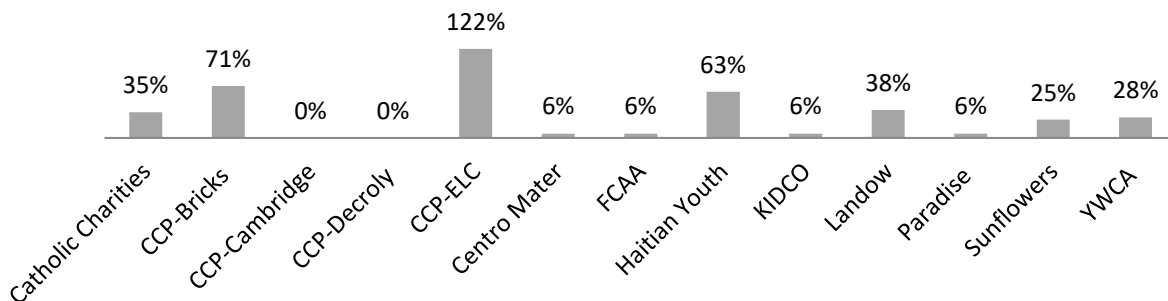
EHS Waitlist Applications for the month ending in May 2021



CCP 1 Wait List Application for the month ending in May 2021

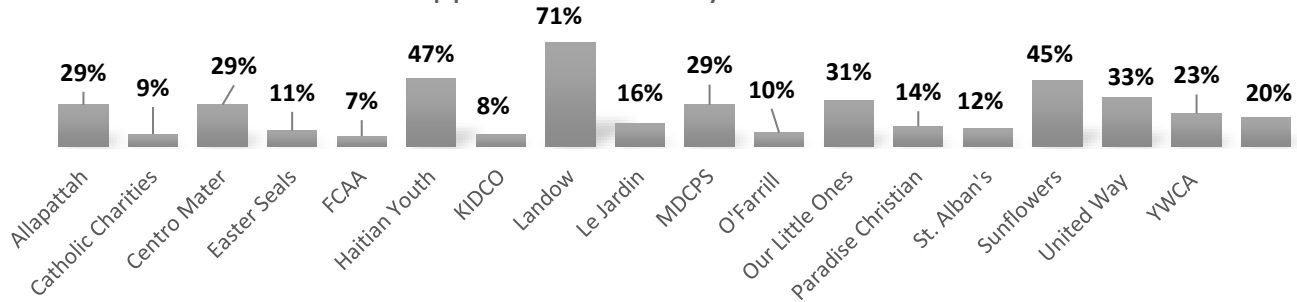


CCP 2 Wait List Application for the month ending in May 2021

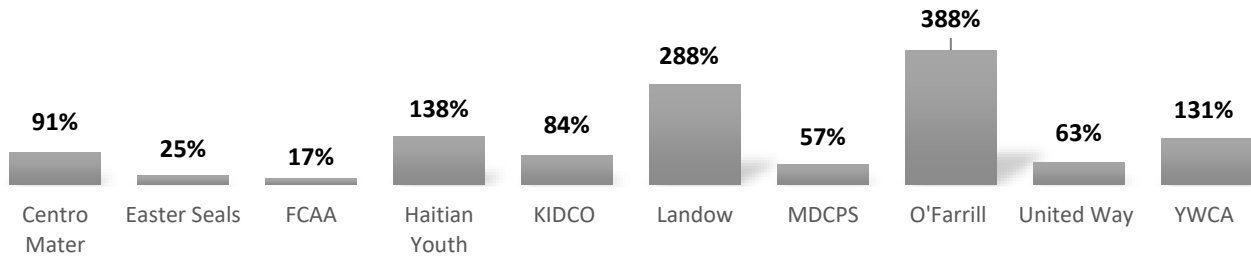


**NOTE:** Program Term 2020-2021 Applications in the "Term-Waitlist/Waitlist Status"

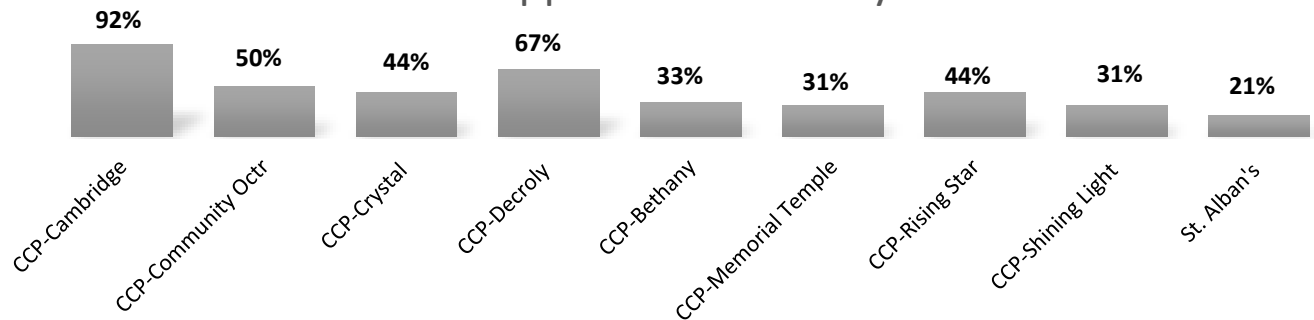
**Head Start New Application Feb-May 2021**



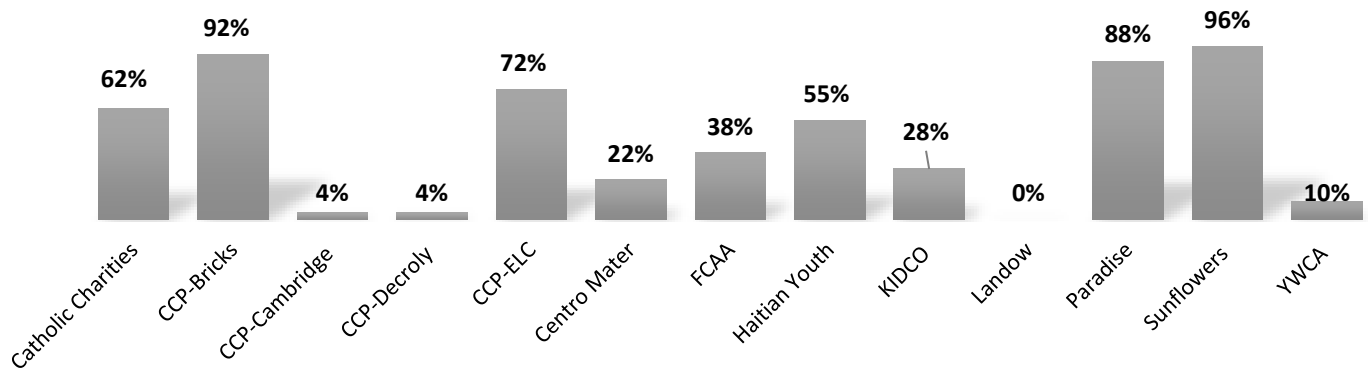
**Early Head Start New Application Feb-May 2021**



**CCP 1 New Application Feb-May 2021**

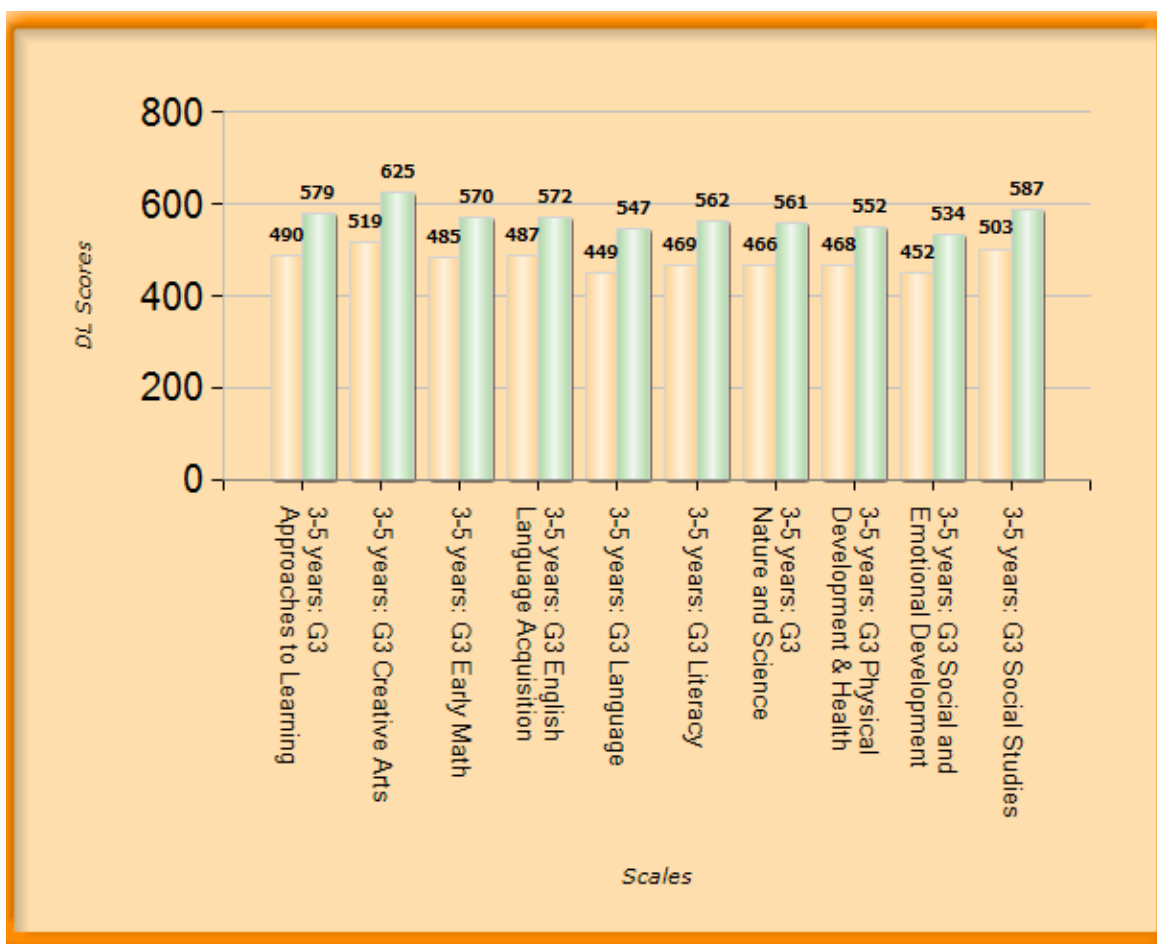


**CCP 2 New Application Feb-May 2021**



**NOTE:** Program Term 2021-2022 Applications in the "New/Accepted/Waitlist Status"

Miami – Dade County Head Start/Early Head Start  
 Child Outcomes Report  
 May 2021  
 Checkpoint 3  
 Head Start

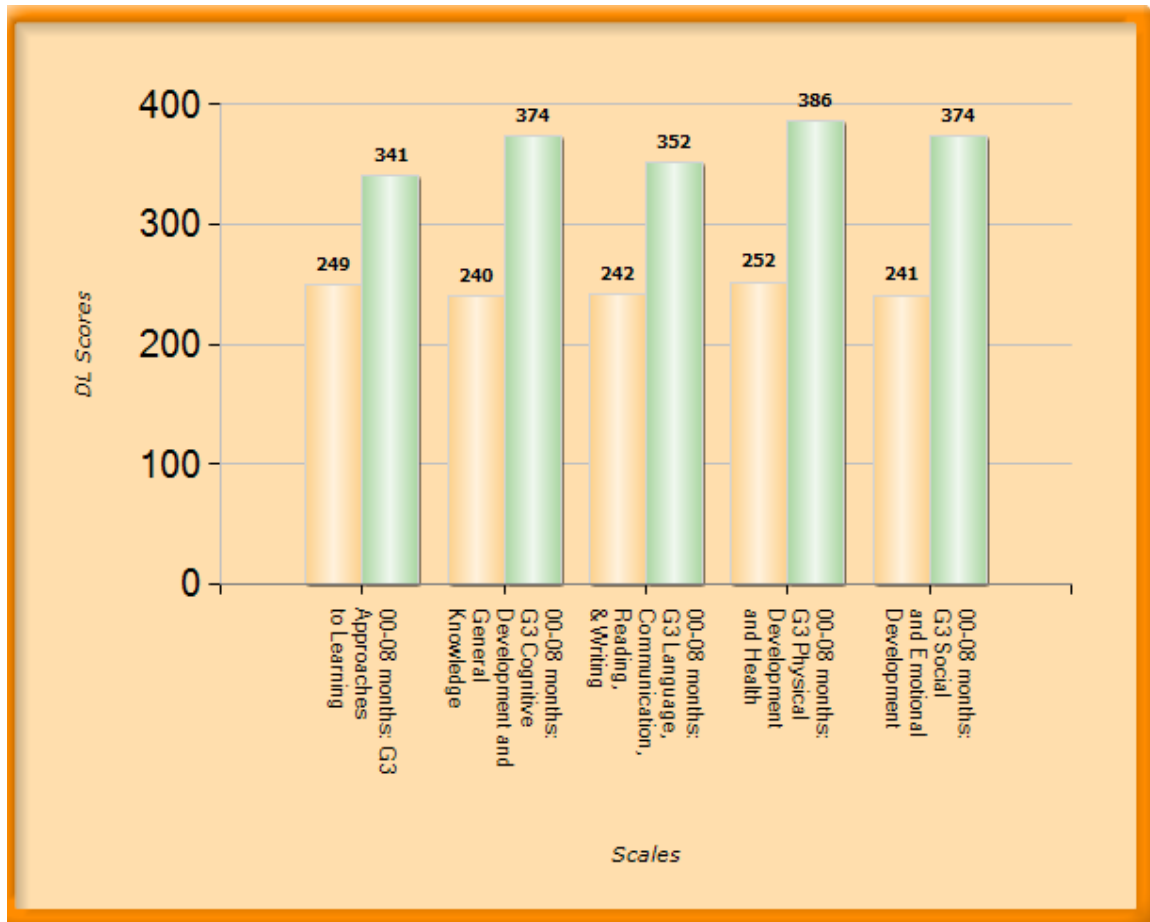


DL scores

		G3 Approaches to Learning	G3 Creative Arts	G3 Early Math	G3 English Language Acquisition	G3 Language	G3 Literacy	G3 Nature and Science	G3 Physical Development & Health	G3 Social and Emotional Development	G3 Social Studies
<b>Period 1</b>	8/31/2020 10/31/2020	490	519	485	487	449	469	466	468	452	503
<b>Period 2</b>	5/1/2021 5/31/2021	579	625	570	572	547	562	561	552	534	587
<b>DL Gain</b>		<b>89</b>	<b>106</b>	<b>85</b>	<b>85</b>	<b>98</b>	<b>93</b>	<b>95</b>	<b>84</b>	<b>82</b>	<b>84</b>

## Early Head Start

0 - 8 months



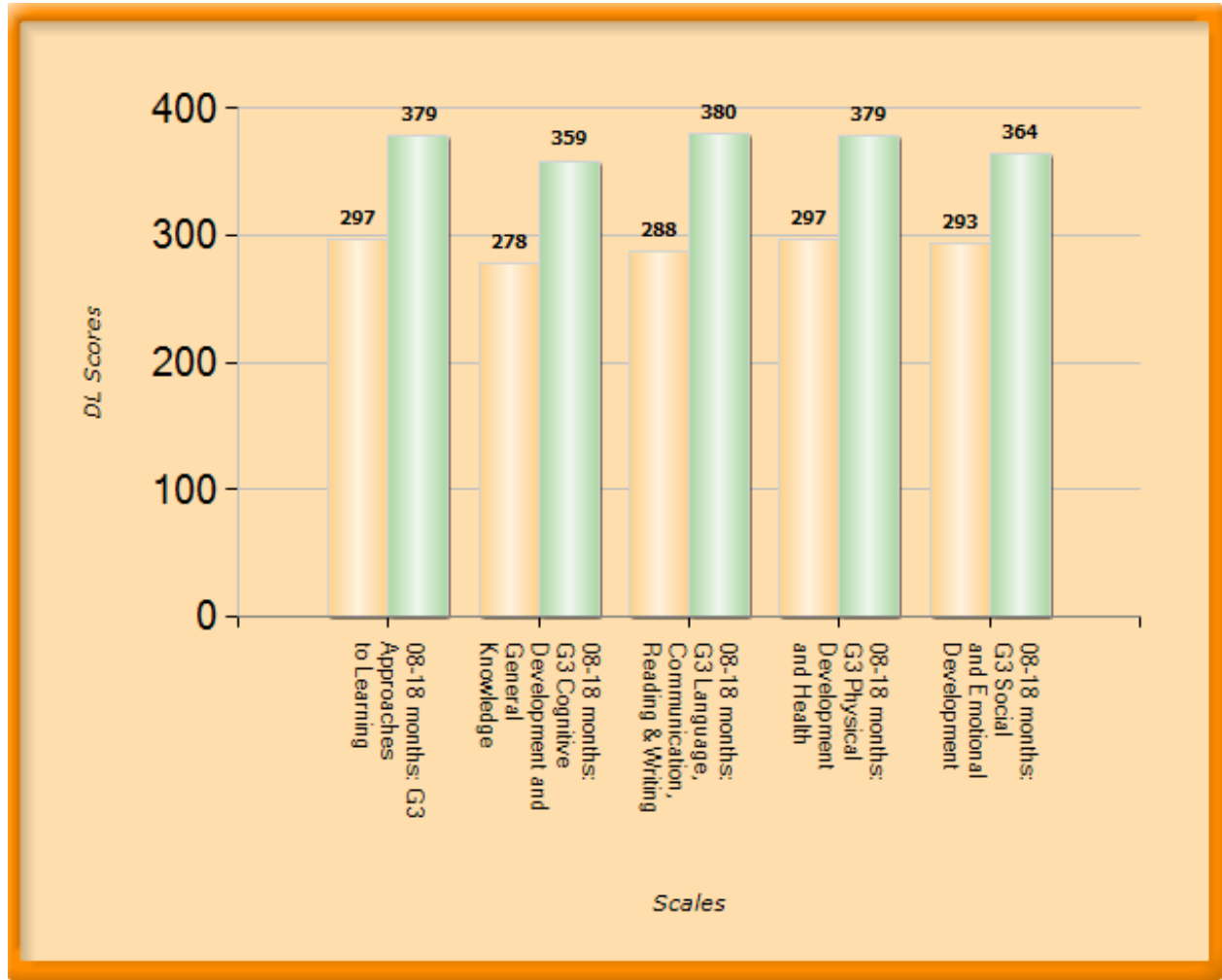
DL scores

		G3 Approaches to Learning	G3 Cognitive Development and General Knowledge	G3 Language, Communication, Reading, & Writing	G3 Physical Development and Health	G3 Social and Emotional Development
<b>Period 1</b>	8/31/2020 10/31/2020	249	240	242	252	241
<b>Period 2</b>	5/1/2021 5/31/2021	341	374	352	386	374
DL Gain		92	134	110	134	133



## Early Head Start

8 – 18 months

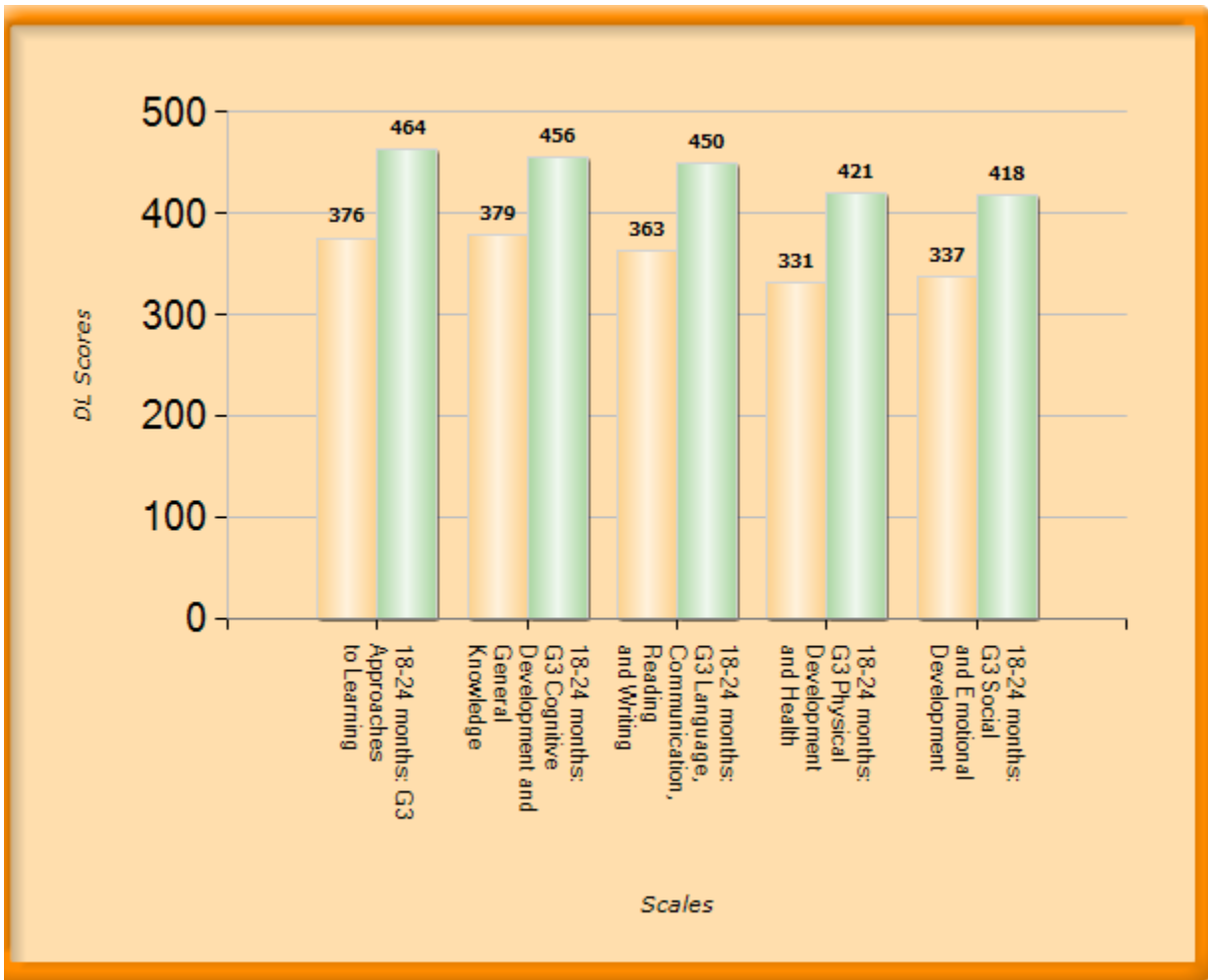


DL scores

		G3 Approaches to Learning	G3 Cognitive Development and General Knowledge	G3 Language, Communication, Reading & Writing	G3 Physical Development and Health	G3 Social and Emotional Development
<b>Period 1</b>	8/31/2020 10/31/2020	297	278	288	297	293
<b>Period 2</b>	5/1/2021 5/31/2021	379	359	380	379	364
<b>DL Gain</b>		<b>82</b>	<b>81</b>	<b>92</b>	<b>82</b>	<b>71</b>

## Early Head Start

18 – 24 months

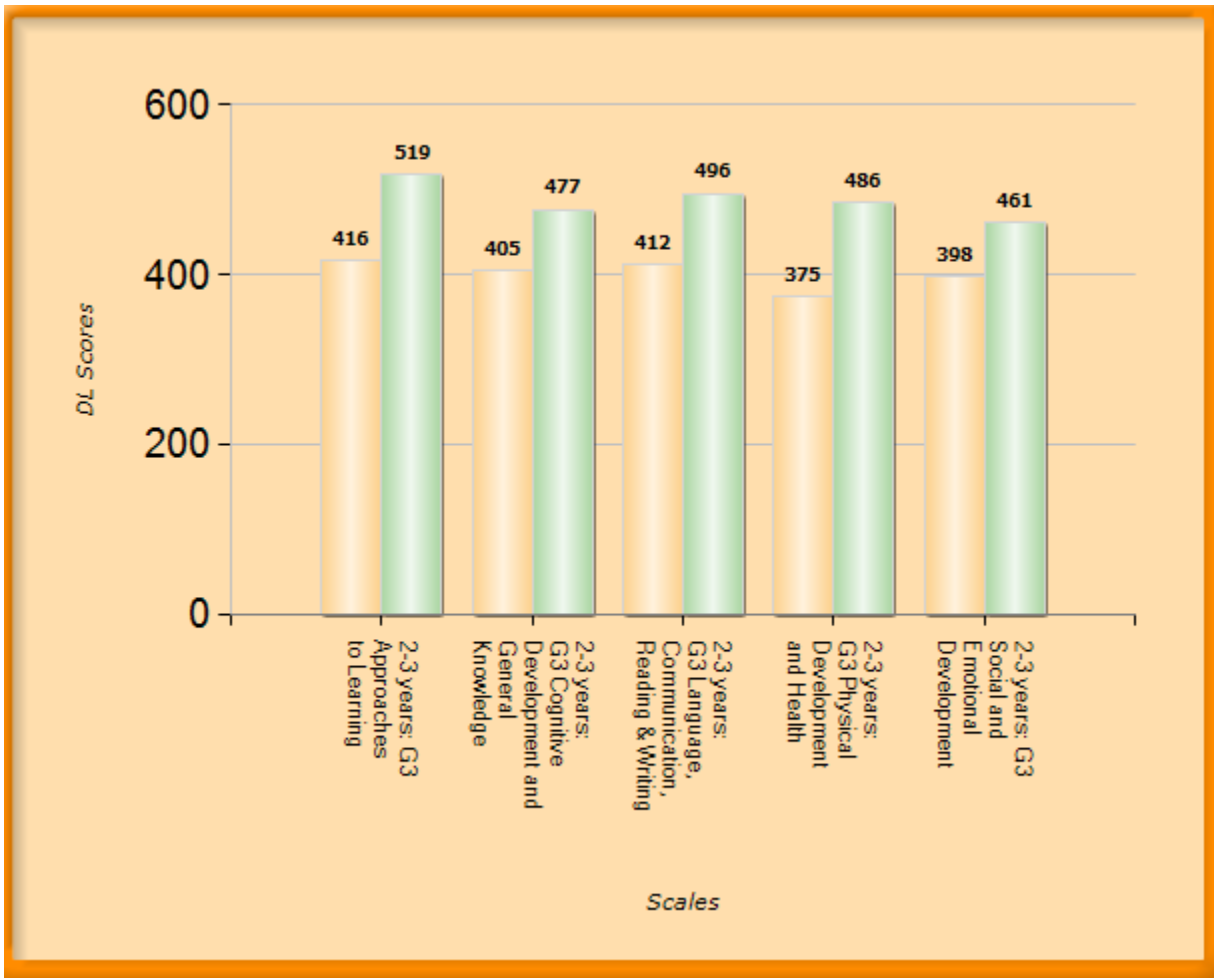


DL scores

		G3 Approaches to Learning	G3 Cognitive Development and General Knowledge	G3 Language, Communication, Reading and Writing	G3 Physical Development and Health	G3 Social and Emotional Development
<b>Period 1</b>	8/31/2020 10/31/2020	376	379	363	331	337
<b>Period 2</b>	5/1/2021 5/31/2021	464	456	450	421	418
DL Gain		88	77	87	90	81

## Early Head Start

2 – 3 year olds

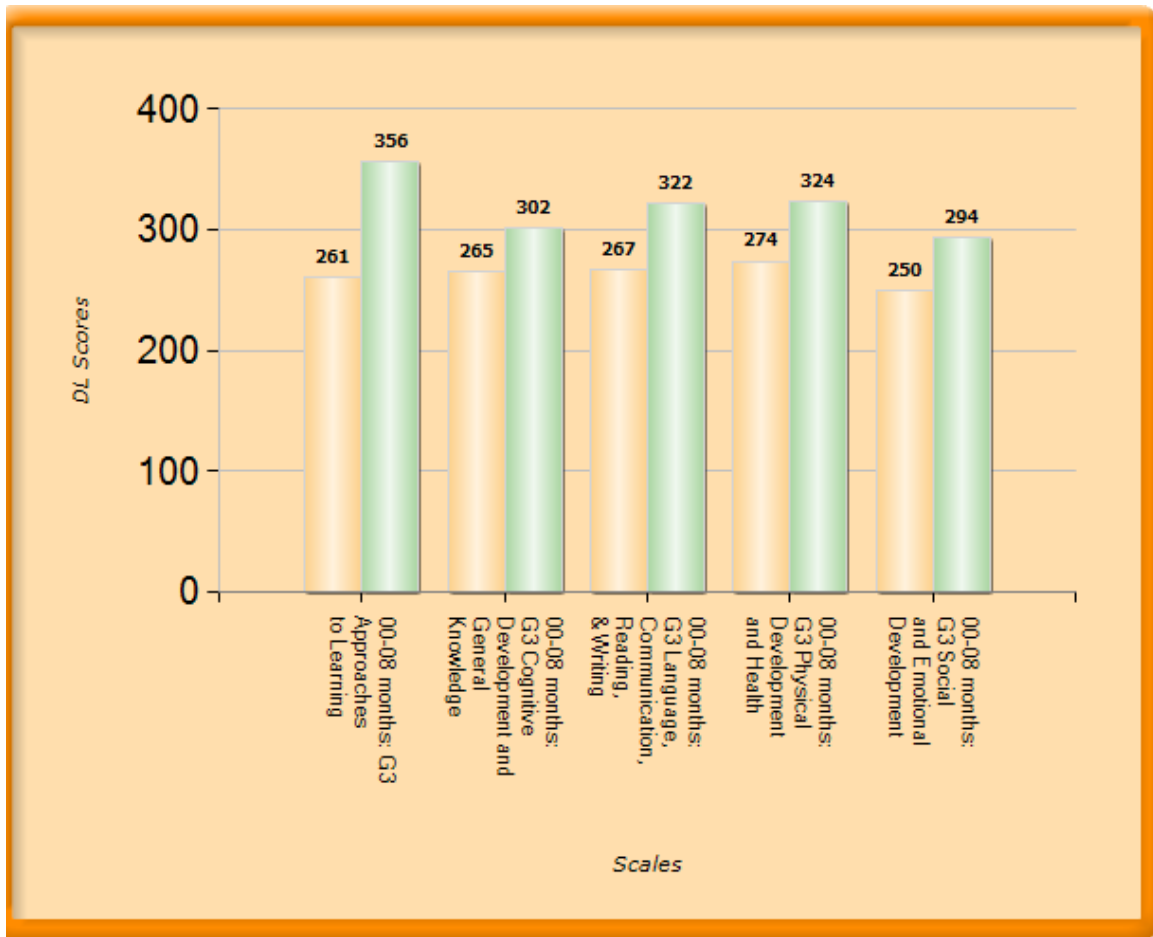


DL scores

		G3 Approaches to Learning	G3 Cognitive Development and General Knowledge	G3 Language, Communication, Reading & Writing	G3 Physical Development and Health	G3 Social and Emotional Development
<b>Period 1</b>	8/31/2020 10/31/2020	416	405	412	375	398
<b>Period 2</b>	5/1/2021 5/31/2021	519	477	496	486	461
<b>DL Gain</b>		<b>103</b>	<b>72</b>	<b>84</b>	<b>111</b>	<b>63</b>

## Early Head Start CCP

0 - 8 months

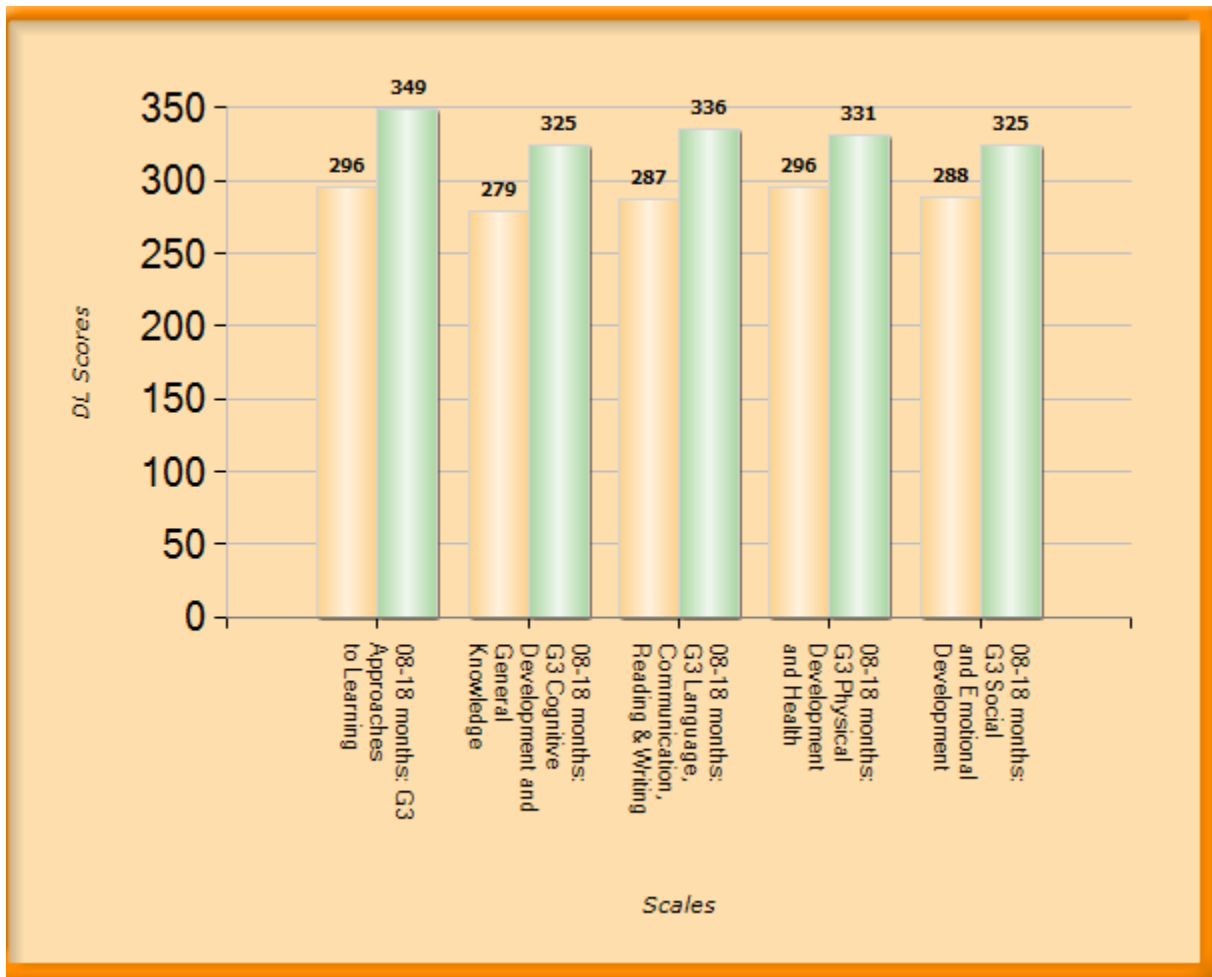


DL scores

		G3 Approaches to Learning	G3 Cognitive Development and General Knowledge	G3 Language, Communication, Reading, & Writing	G3 Physical Development and Health	G3 Social and Emotional Development
<b>Period 1</b>	8/31/2020 10/31/2020	261	265	267	274	250
<b>Period 2</b>	5/1/2021 5/31/2021	356	302	322	324	294
<b>DL Gain</b>		<b>95</b>	<b>37</b>	<b>55</b>	<b>50</b>	<b>44</b>

## Early Head Start CCP

8 - 18 months

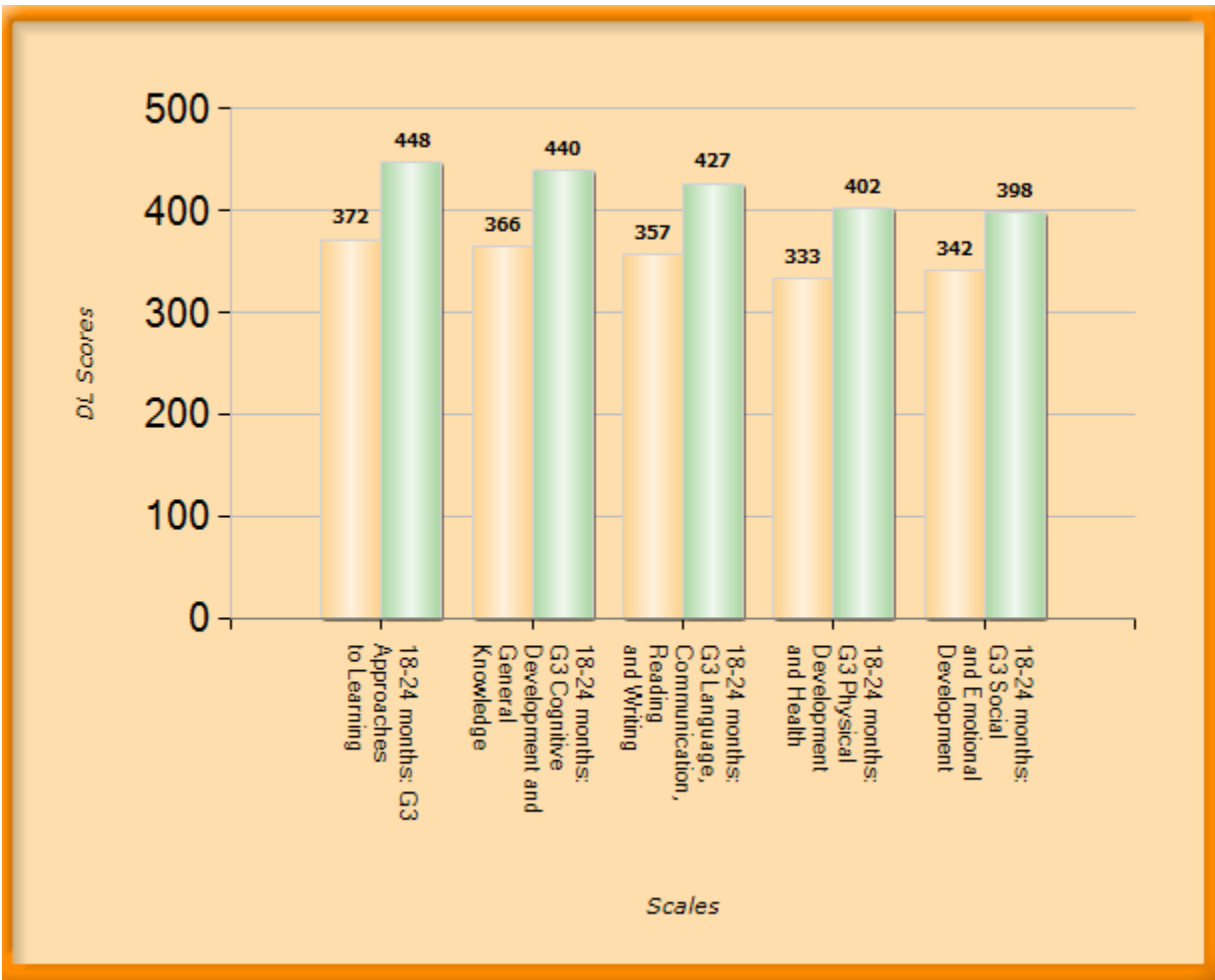


DL scores

		G3 Approaches to Learning	G3 Cognitive Development and General Knowledge	G3 Language, Communication, Reading & Writing	G3 Physical Development and Health	G3 Social and Emotional Development
<b>Period 1</b>	8/31/2020 10/31/2020	296	279	287	296	288
<b>Period 2</b>	5/1/2021 5/31/2021	349	325	336	331	325
<b>DL Gain</b>		<b>53</b>	<b>46</b>	<b>49</b>	<b>35</b>	<b>37</b>

## Early Head Start CCP

18 - 24 months

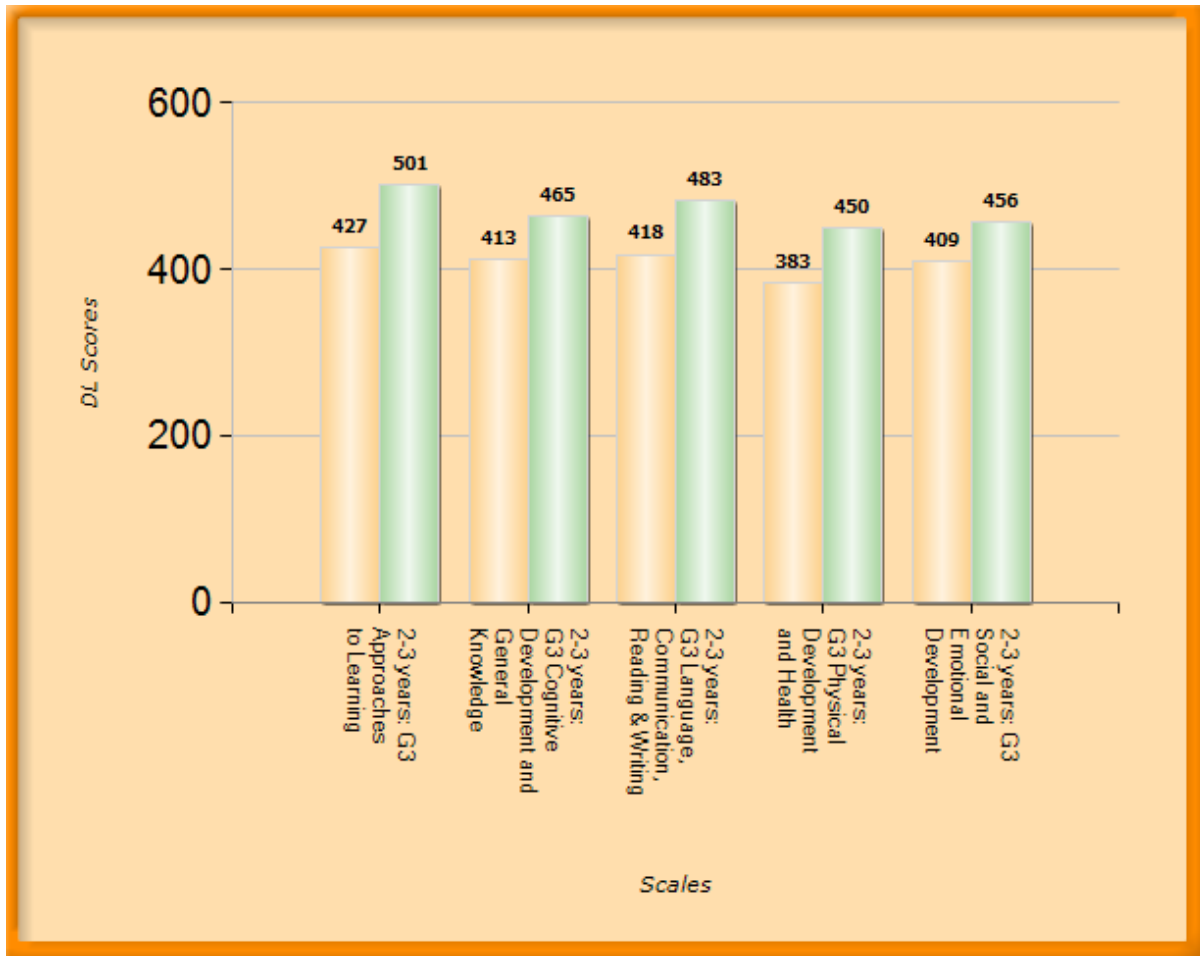


DL scores

		G3 Approaches to Learning	G3 Cognitive Development and General Knowledge	G3 Language, Communication, Reading and Writing	G3 Physical Development and Health	G3 Social and Emotional Development
Period 1	8/31/2020	372	366	357	333	342
	10/31/2020					
Period 2	5/1/2021	448	440	427	402	398
	5/31/2021					
DL Gain		76	74	70	69	56

# Early Head Start CCP

2 – 3year old

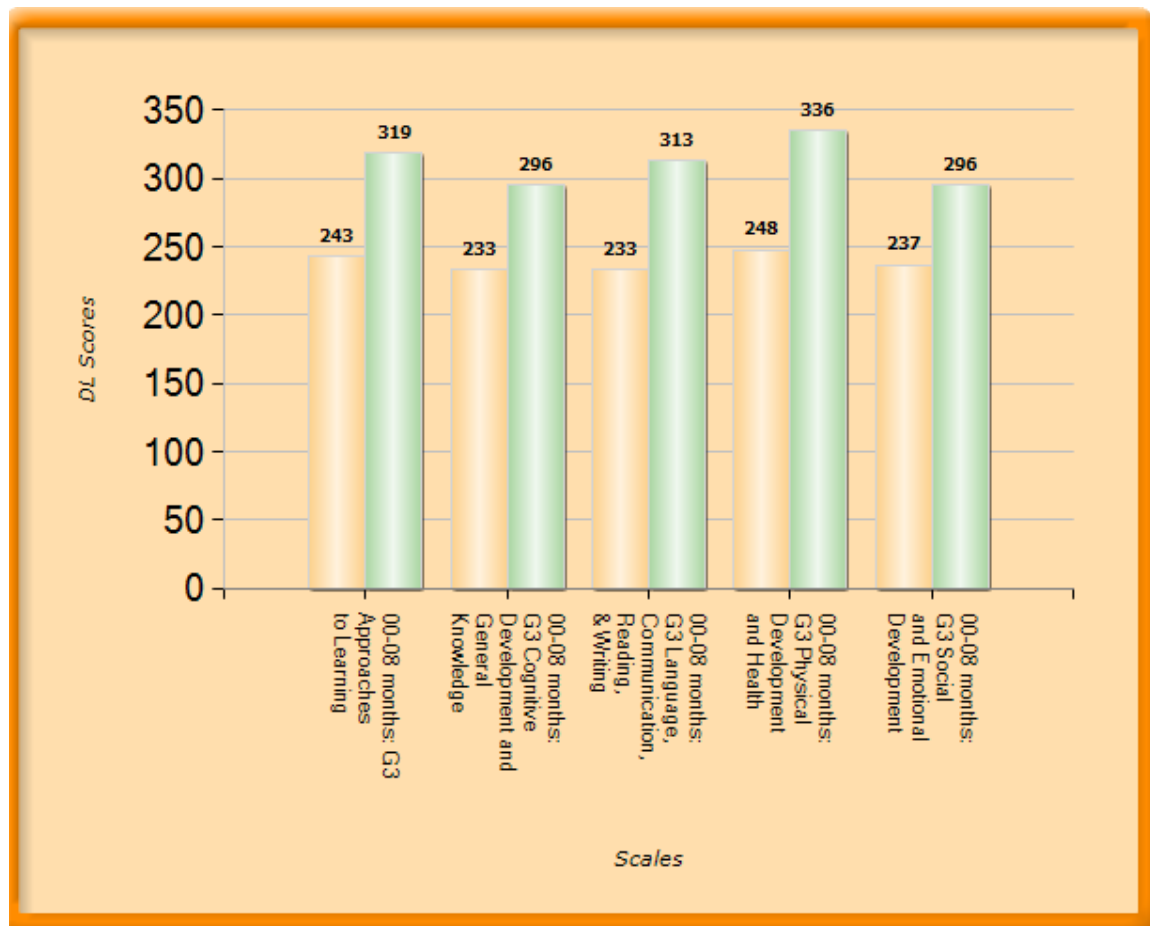


DL scores (# of children)

		G3 Approaches to Learning	G3 Cognitive Development and General Knowledge	G3 Language, Communication, Reading & Writing	G3 Physical Development and Health	G3 Social and Emotional Development
Period 1	8/31/2020	427	413	418	383	409
	10/31/2020					
Period 2	5/1/2021	501	465	483	450	456
	5/31/2021					
DL Gain		74	52	65	67	47

## Early Head Start Expansion & CCP

0 - 8 months



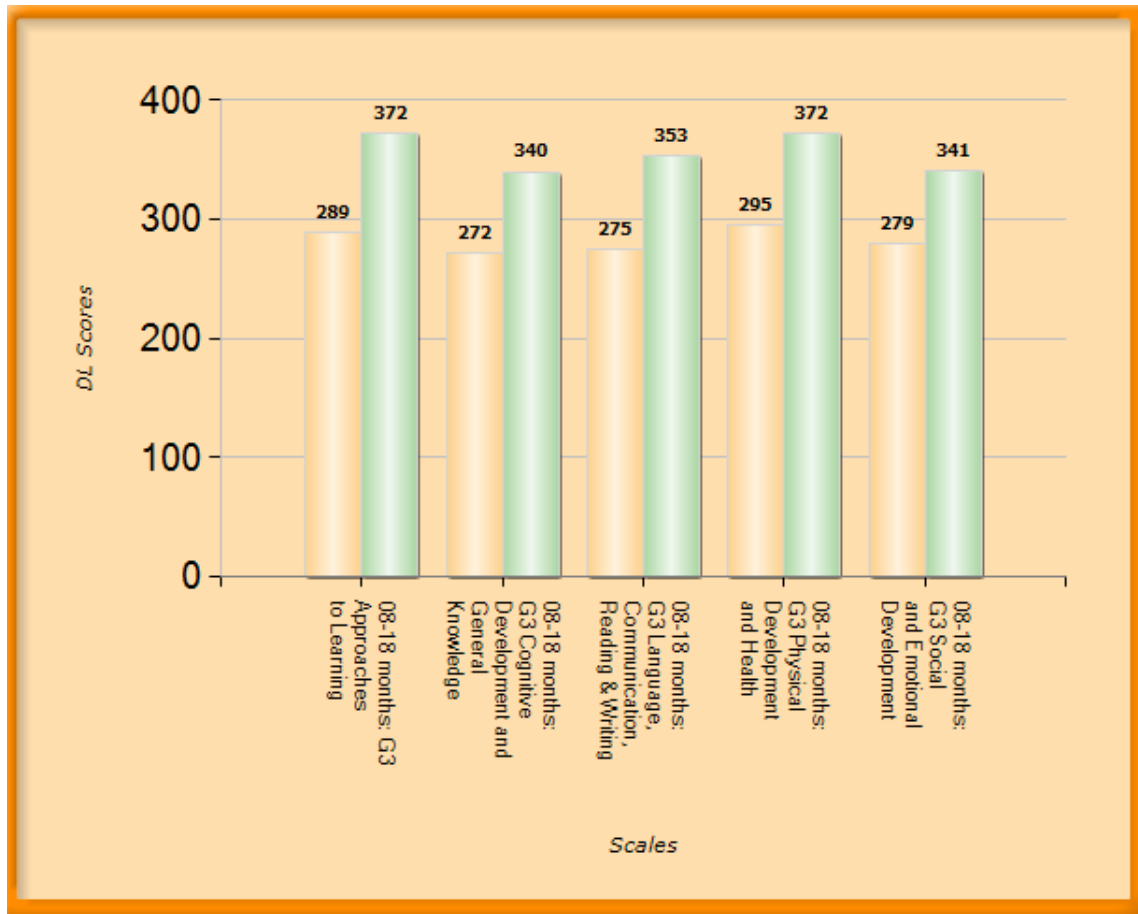
DL scores

		G3 Approaches to Learning	G3 Cognitive Development and General Knowledge	G3 Language, Communication, Reading, & Writing	G3 Physical Development and Health	G3 Social and Emotional Development
<b>Period 1</b>	8/31/2020 10/31/2020	243	233	233	248	237
<b>Period 2</b>	5/1/2021 5/31/2021	319	296	313	336	296
<b>DL Gain</b>		<b>76</b>	<b>63</b>	<b>80</b>	<b>88</b>	<b>59</b>



## Early Head Start Expansion & CCP

8 - 18 months

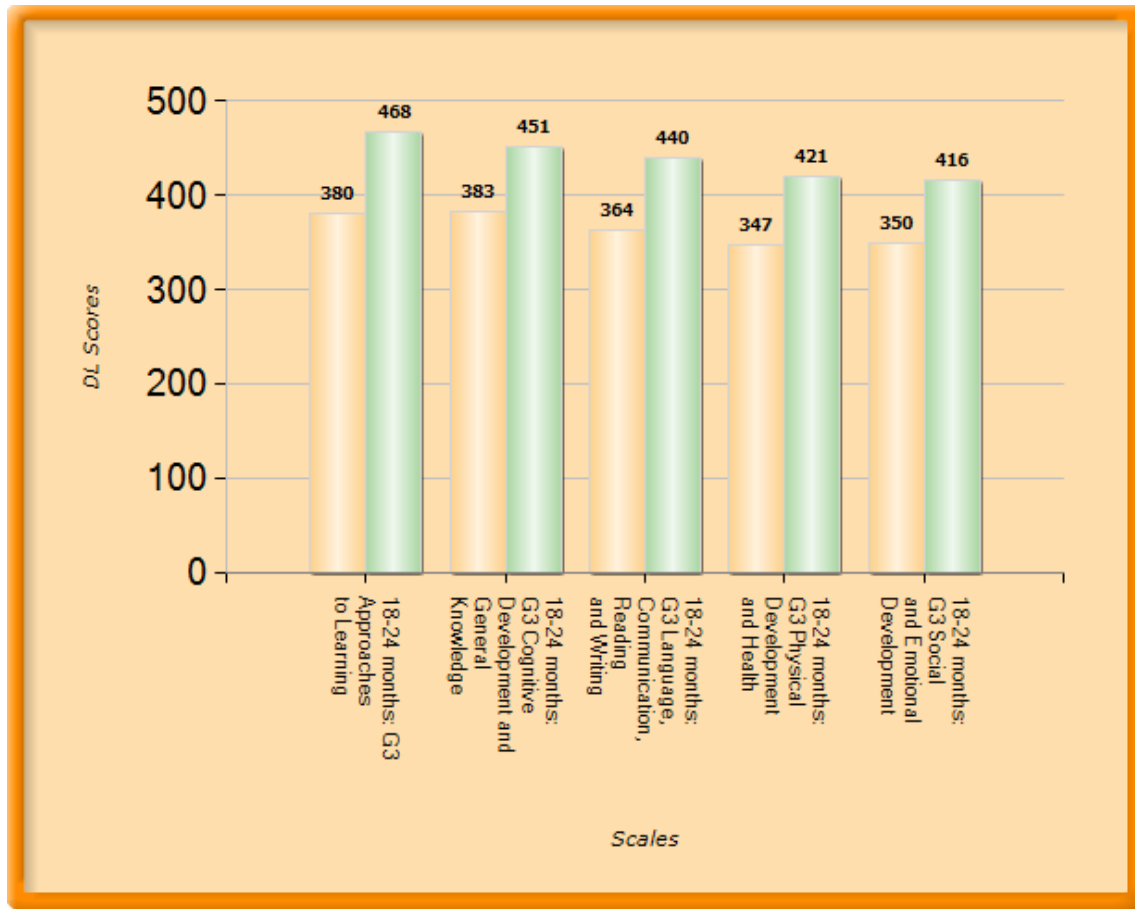


DL scores

		G3 Approaches to Learning	G3 Cognitive Development and General Knowledge	G3 Language, Communication, Reading & Writing	G3 Physical Development and Health	G3 Social and Emotional Development
<b>Period 1</b>	8/31/2020 10/31/2020	289	272	275	295	279
<b>Period 2</b>	5/1/2021 5/31/2021	372	340	353	372	341
DL Gain		83	68	78	77	62

## Early Head Start Expansion & CCP

18 - 24 months

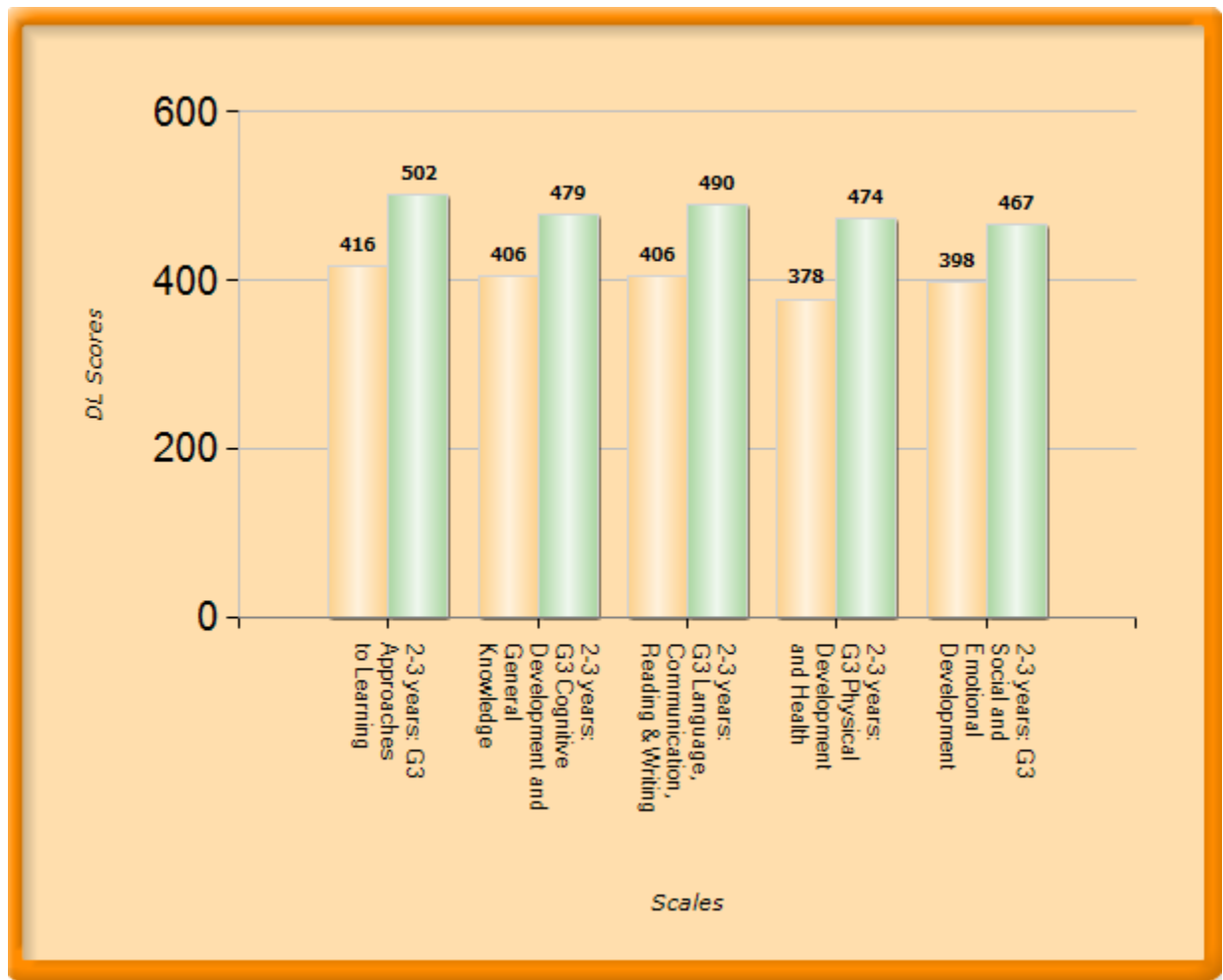


DL scores

		G3 Approaches to Learning	G3 Cognitive Development and General Knowledge	G3 Language, Communication, Reading and Writing	G3 Physical Development and Health	G3 Social and Emotional Development
<b>Period 1</b>	8/31/2020 10/31/2020	380	383	364	347	350
<b>Period 2</b>	5/1/2021 5/31/2021	468	451	440	421	416
DL Gain		88	68	76	74	66

## Early Head Start Expansion CCP

2 – 3 year-old



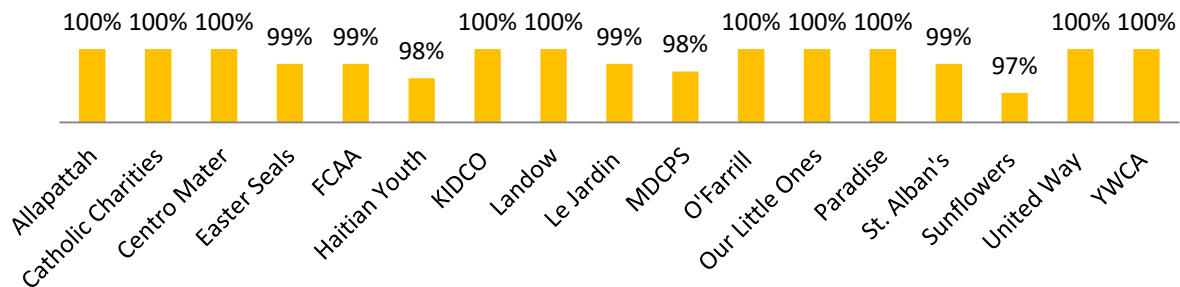
DL scores

		G3 Approaches to Learning	G3 Cognitive Development and General Knowledge	G3 Language, Communication, Reading & Writing	G3 Physical Development and Health	G3 Social and Emotional Development
<b>Period 1</b>	8/31/2020 10/31/2020	416	406	406	378	398
<b>Period 2</b>	5/1/2021 5/31/2021	502	479	490	474	467
<b>DL Gain</b>		<b>86</b>	<b>73</b>	<b>84</b>	<b>96</b>	<b>69</b>

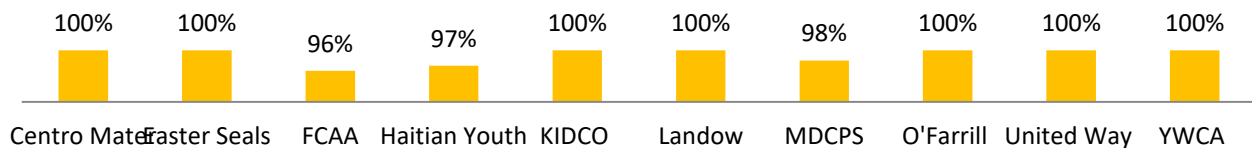
## HEALTH SERVICES:

### 30-Day Screenings:

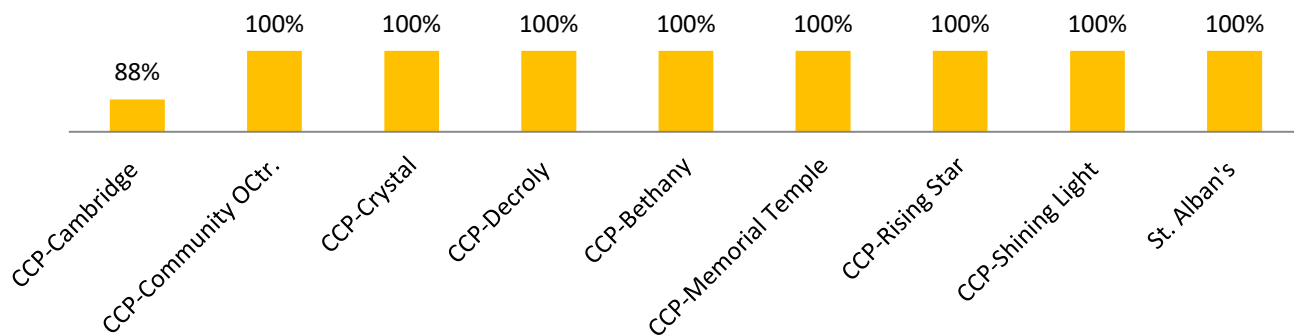
#### HS 30 Day Requirements 99% Complete\*



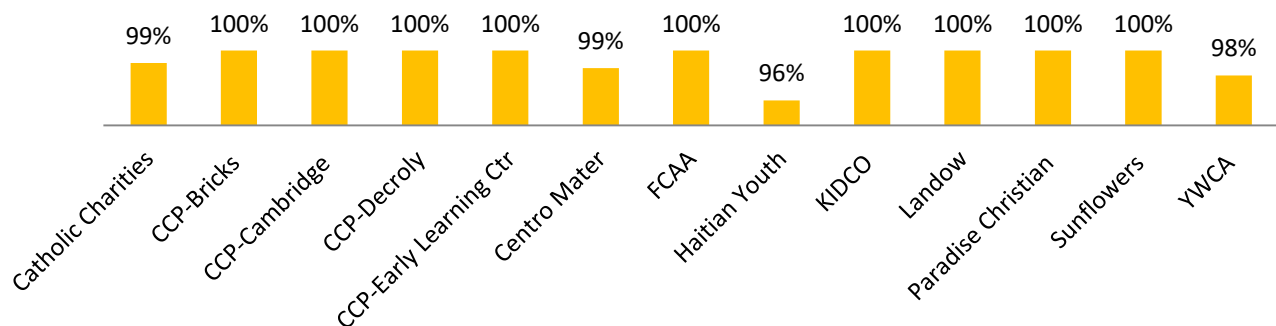
#### EHS 30 Day Requirements 99% Complete\*



#### CCP 1 - 30 Day Requirements 100% Complete\*



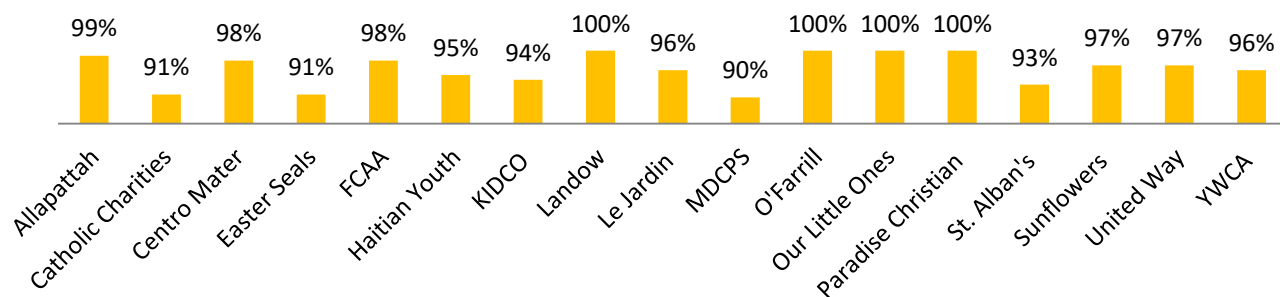
#### CCP 2- 30 Day Requirements 98% Complete\*



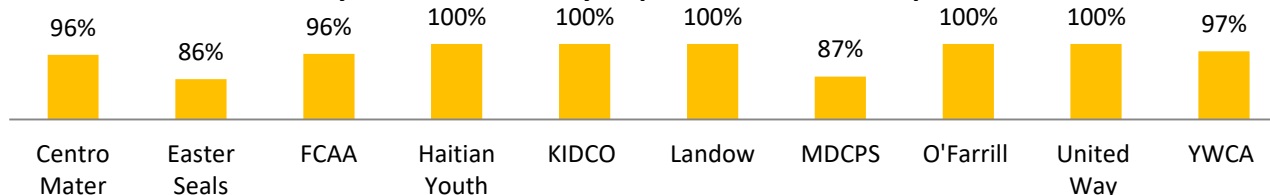
## HEALTH SERVICES:

### 45-Day Screenings:

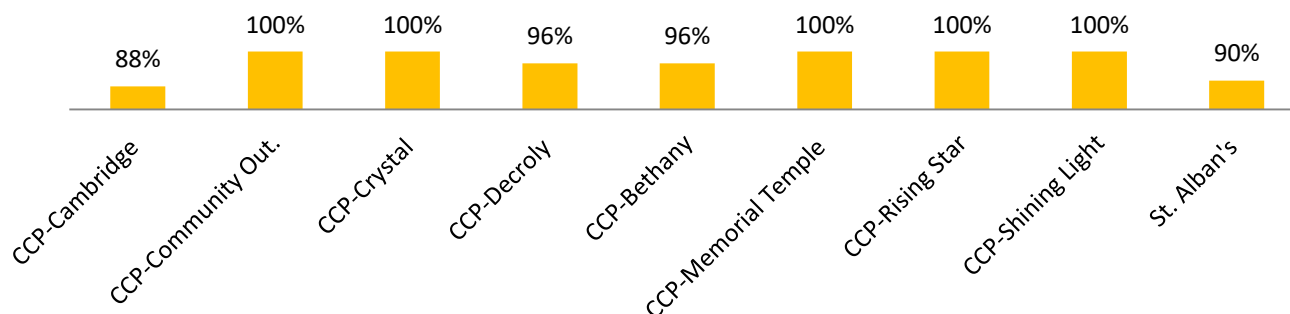
#### Head Start 45 Day Requirements 94% Complete\*



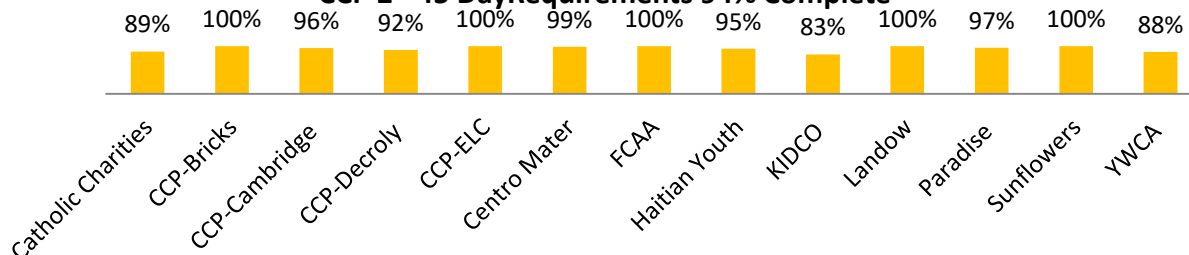
#### Early Head Start 45 Day Requirements 93% Complete\*



#### CCP 1 - 45 Day Requirements 95% Complete\*

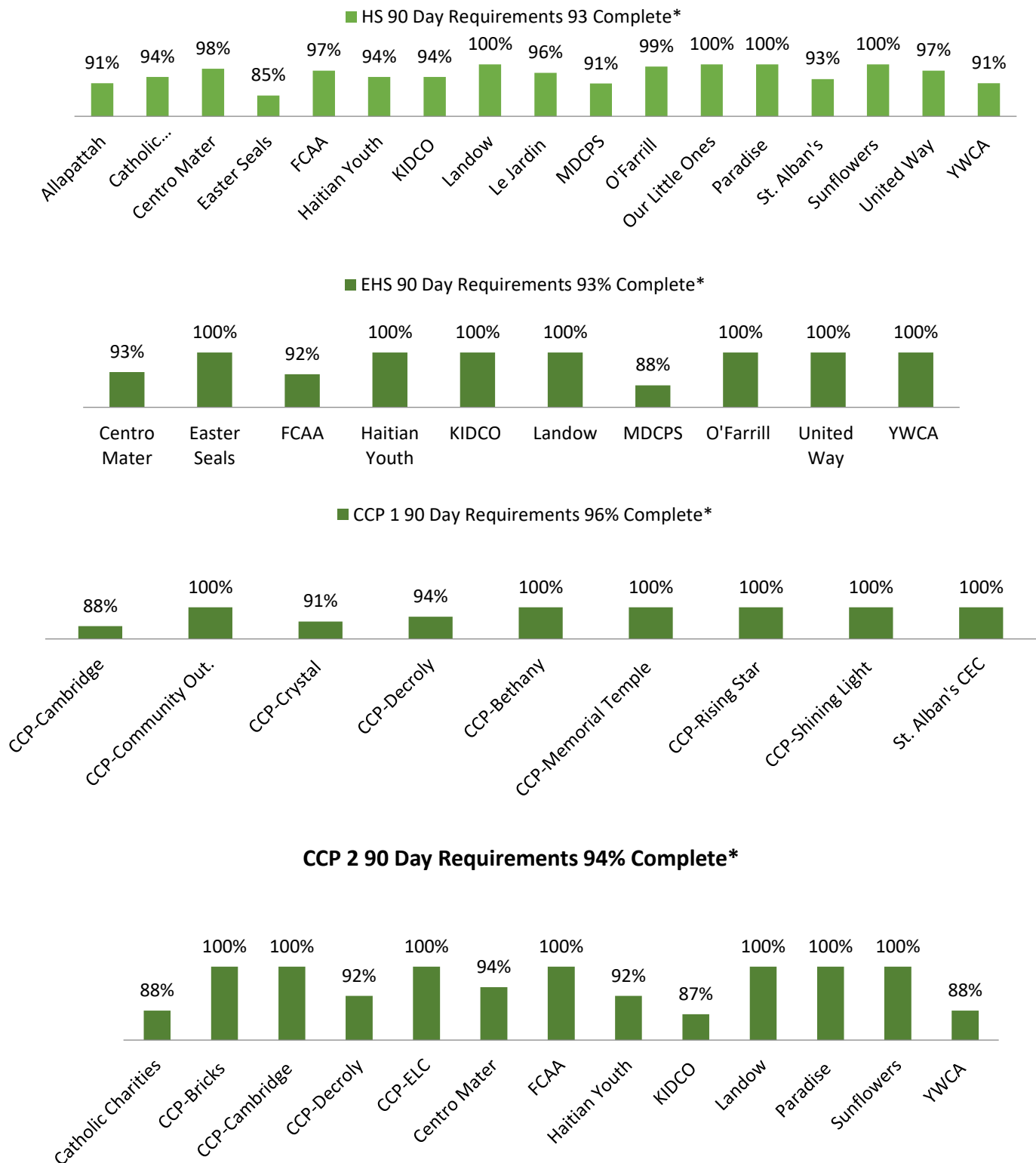


#### CCP 2 - 45 Day Requirements 94% Complete\*



100% of **newly** enrolled children in the Head Start and Early Head Start Program must receive the 45-Day Screenings (Hearing, Vision, Developmental and Behavioral) within 45 calendar days of entry into the program.

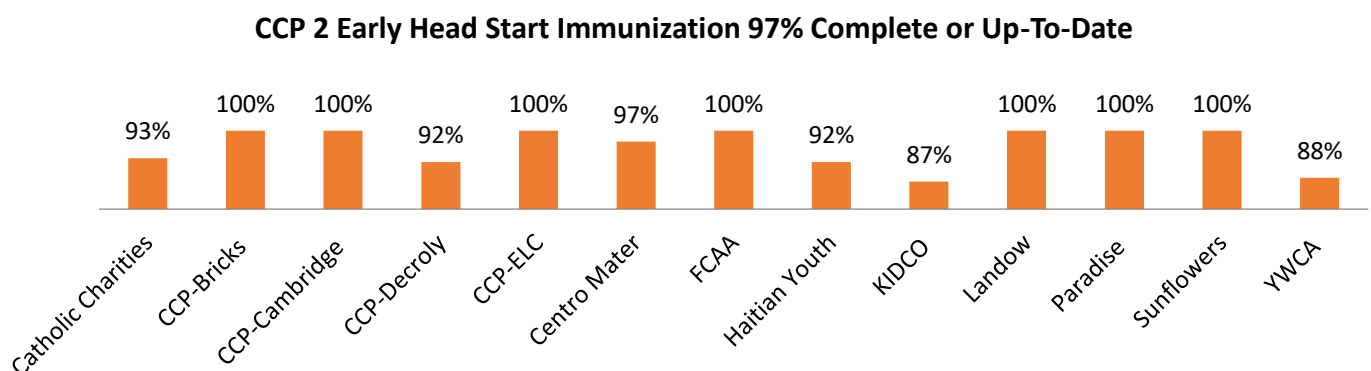
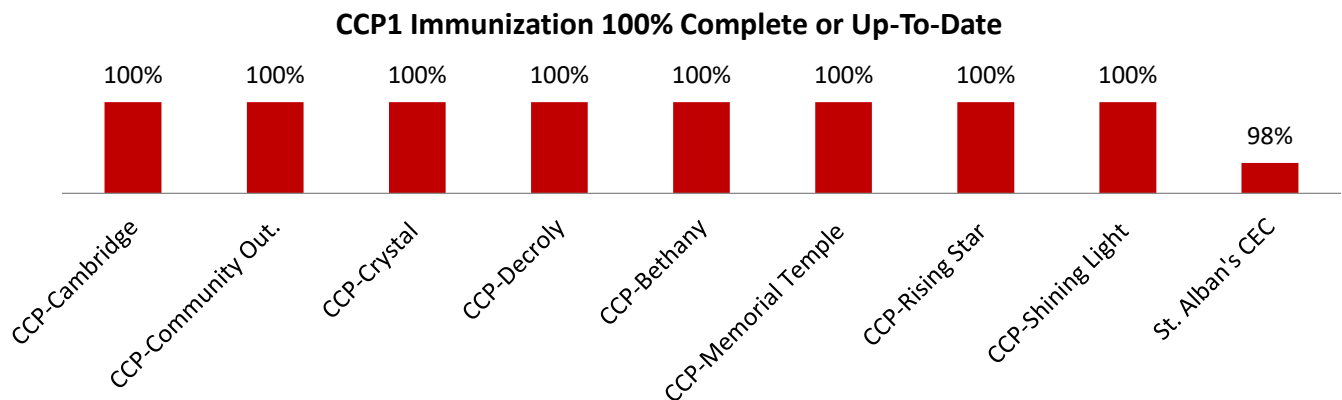
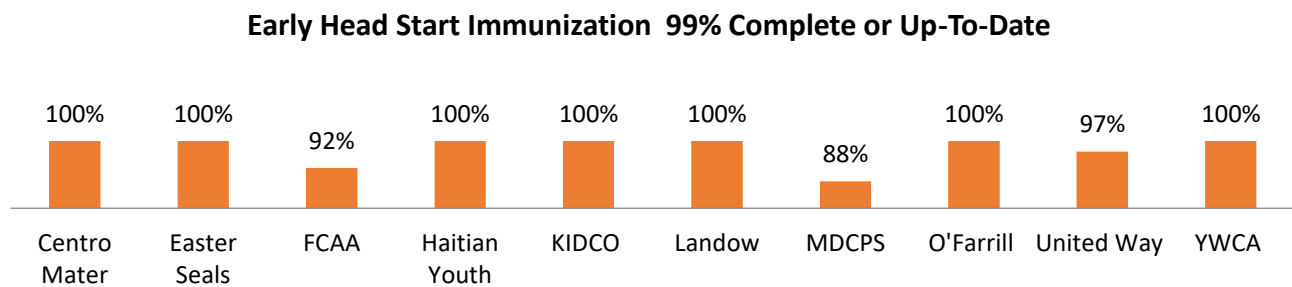
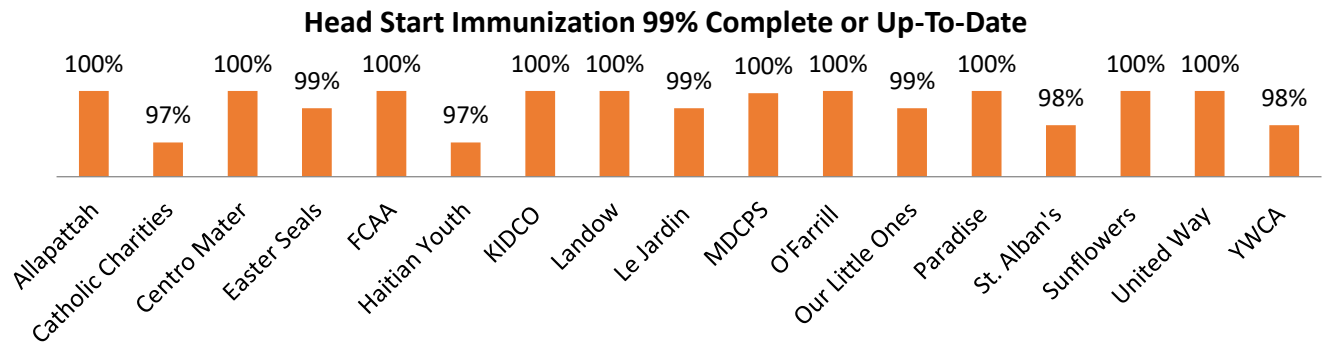
## HEALTH SERVICES:




**90-Day Health Requirements:** 100% of the children must receive all Age Based Health Requirements (well baby check, Developmental/Behavioral screenings, Growth Assessment/Head Circumference, Health History, Hearing, Vision and Oral Health Screening) prior to the last day of the Early Head Start program term. An age equivalent well baby check is completed at various ages for each child from 2 months to 36 months. **\*Percentages above reflect the children who has completed 90 day entry based requirements.**


## HEALTH SERVICES:

### Immunization:



**NOTE:** 100% of all children must have a “complete” or “up-to-date” immunizations status within 90 calendar days of entry into the program.



**MIAMI-DADE COUNTY**  
head start  early head start

# CAHSD Disability Report

## May 2021

### HS & EHS

Funded Enrollment	Enrolled With a disability	Percentage enrolled with a disability
6756	585	8.65%

### EHS Expansion

#### Child Care Partnership

Funded Enrollment	Enrolled With a disability	Percentage enrolled with a disability
552	94	17.02%

### EHS Child Care Partnership

Funded Enrollment	Enrolled With a disability	Percentage enrolled with a disability
240	41	17.08%

### Head Start

#### Eligibility Determination Pipeline

Pending LEA Screening	Pending LEA Evaluation	Pending LEA Eligibility
30	114	97

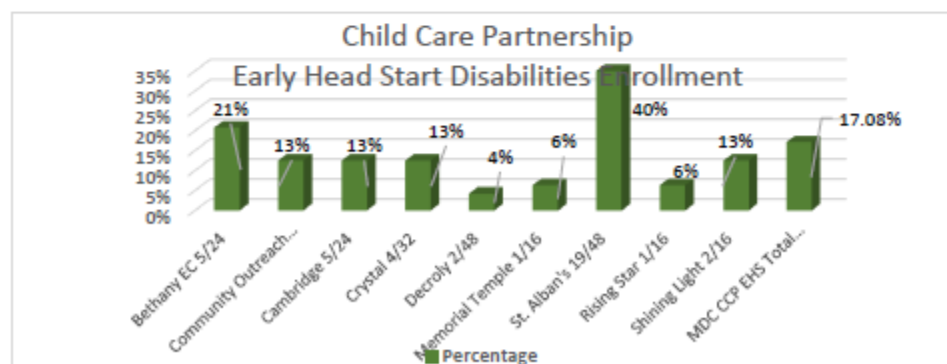
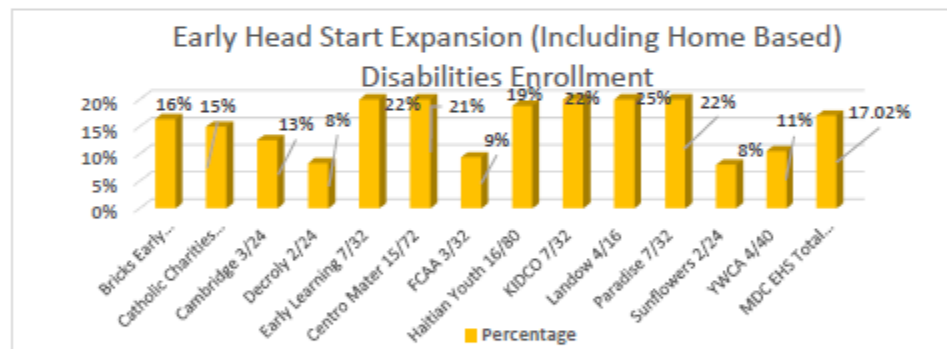
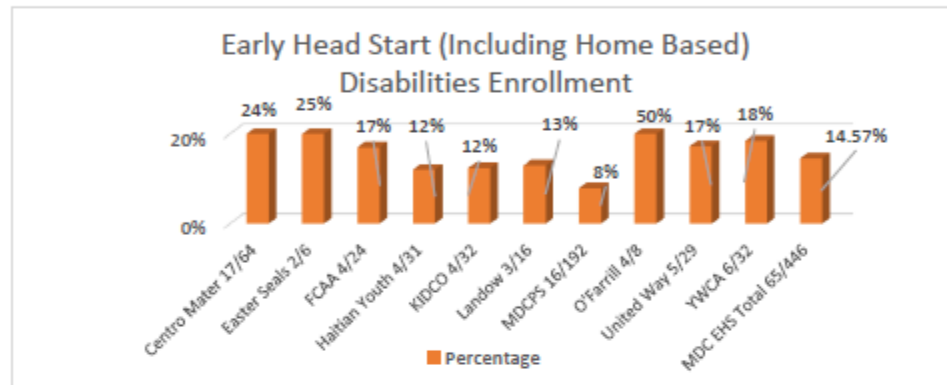
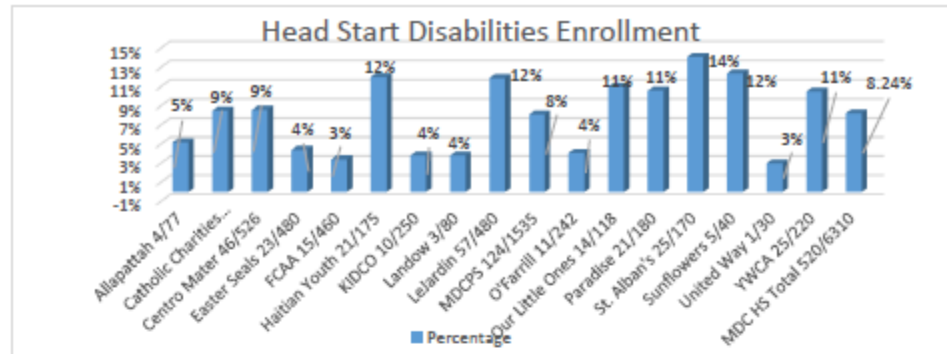
### Early Head Start

#### Eligibility Determination Pipeline

	Pending Evaluation
EHS	2
EHS EXP CCP	5
EHS CCP	25

### Referral for Special Placement from Part C Agencies-Cumulative

Referred	New	Enrolled	Waitlisted	Abandoned	Parent Undecided
71	37	7	10	10	7



\*Total numbers and percentages may be higher than reported due to early program data entry into ChildPlus Data Base. Some agencies data might be missing. Pregnant women are not included in the total funded enrollment43





### **2020-2021 Parent Satisfaction Survey Purpose**

The survey included a total of 22 questions which were comprehensive with the inclusion of all service areas i.e. Health, Education, Mental Health, Disabilities, ERSEA, Family & Community Engagement (FCE), and Nutrition. Surveys are administered to determine the level of program satisfaction and quality of services. Many of the questions were close ended with multiple-choice answer options.

- Survey was designed by Sabrina Keen via Survey Monkey and administered between 3/11/21 thru 3/18/21 to all Miami-Dade County HS/EHS parents.

A total of 592 HS/EHS parents completed the survey which indicated an estimated response rate of 9%.

### **2020-2021 Parent Satisfaction Survey Results**

<b>SURVEY QUESTION</b>	<b>RESPONSE</b>
<b>Question #1:</b> Was it easy to enroll your child in Head Start or Early Head Start?	<b>YES: 97%</b> <b>NO: 3%</b>
<b>Question #2</b> How did you apply for the program?	<b>YES: 21%</b> <b>NO: 79%</b>
<b>Question #3</b> Staff was courteous and respectful.	<b>YES: 99%</b> <b>NO: 1%</b>
<b>Question #4</b> Did we adjust our services during the pandemic to meet the needs of you and your family?	<b>YES: 95%</b> <b>NO: 5%</b>
<b>Question #5</b> I received resources to help my family.	<b>FOOD DISTRIBUTION- 73%</b> <b>LIHEAP- 13%</b> <b>EMERGENCY RENTAL ASSISTANCE PROGRAM – 30%</b> <b>EMPLOYMENT ASSISTANCE – 24%</b> <b>MENTAL HEALTH SERVICES – 17%</b> <b>WIC – 36%</b> <b>COVID-19 TESTING LOCATIONS- 39%</b> <b>NONE OF THE ABOVE – 15%</b>
<b>Question #7</b> I am satisfied with my child's educational experience.	<b>YES: 95%</b> <b>NO: 5%</b>
<b>Question #8</b> What type of technology do you have at home that is being used by your child. Check all that apply:	<b>COMPUTER- 58%</b> <b>WIFI OR INTERNET- 77%</b> <b>TABLET OR IPAD – 71%</b> <b>I DO NOT HAVE ANY – 3%</b> <b>OTHER – 5%</b>

<b>Question #9</b> What type of technology do you have at home that is being used by your child. Check all that apply:	<b>LEARNING GENIE- 77%</b> <b>READY ROSIE- 44%</b> <b>WATERFORD – 58%</b> <b>ABC MOUSE– 34%</b> <b>CREATIVE CURRICULUM – 1%</b> <b>ZOOM– 77%</b> <b>GOOGLE CLASSROOM- 6%</b> <b>GALILEO- 20%</b>
<b>Question #10</b> Which of these virtual tools did you like the <b>MOST</b> ? Pick one:	<b>LEARNING GENIE- 18%</b> <b>READY ROSIE- 2%</b> <b>WATERFORD – 34%</b> <b>ABC MOUSE– 13%</b> <b>CREATIVE CURRICULUM CLOUD– 0%</b> <b>ZOOM– 22%</b> <b>GOOGLE CLASSROOM- 1%</b> <b>GALILEO- 9%</b>
<b>Question #11</b> Which of these virtual tools did you like the <b>LEAST</b> ? Pick one:	<b>LEARNING GENIE- 17%</b> <b>READY ROSIE- 12%</b> <b>WATERFORD – 8%</b> <b>ABC MOUSE– 7%</b> <b>CREATIVE CURRICULUM CLOUD– 3%</b> <b>ZOOM– 15%</b> <b>GOOGLE CLASSROOM- 6%</b> <b>GALILEO- 5%</b>
<b>Question #12</b> I accessed Galileo ATI-Online Parent Portal:	<b>YES: 48%</b> <b>NO: 52%</b>
<b>Question #13</b> Materials and information was given to me in my home language.	<b>YES: 96%</b> <b>NO: 4%</b>
<b>Question #14</b> Does your child have an IEP/IFSP or a Follow-up Intervention Plan (FUIP).	<b>YES: 19%</b> <b>NO: 81%</b>
<b>Question #14a</b> Did you receive information and support with the referral process?	<b>YES: 56%</b> <b>NO: 44%</b>
<b>Question #14b</b> Did you receive information and support with the referral process?	<b>SATIFIED: 60%</b> <b>SOME SUPPORT PROVIDED: 18%</b> <b>VERY SATIFIED: 44%</b>
<b>Question #14c</b> Would you like more information/support about becoming an advocate for your child?	<b>YES: 58%</b> <b>NO: 42%</b>
<b>Question #15</b> Was staff sensitive to your needs?	<b>YES: 96%</b> <b>NO: 4%</b>

<p><b>Question #16</b></p> <p>I have been able to participate in the following activities. Check all the apply:</p>	<p><b>Parent Trainings- 48%</b>  <b>Parent Workshops- 43%</b>  <b>Volunteer- 23%</b>  <b>Policy Committee/Policy Council-11%</b>  <b>Parent Committee - 32%</b>  <b>Home Learning Activities- 74%</b></p>
<p><b>Question #17</b></p> <p>I have not been able to participate because of:</p>	<p><b>Work- 61%</b>  <b>School- 10%</b>  <b>Transportation- 6%</b>  <b>Child Care- 12%</b>  <b>Family Issues- 8%</b>  <b>Illness 4%</b>  <b>Not Interested- 7%</b>  <b>Other Commitments - 22%</b></p>
<p><b>Question #18</b></p> <p>I would recommend HS/EHS services to my family and friends.</p>	<p><b>Yes, I agree- 98%</b>  <b>No, I disagree- 2%</b></p>
<p><b>Question #19</b></p> <p>If you could change one thing about the HS/EHS program what would that be?</p>	<p><b>Various Responses</b></p>

## **MENTAL HEALTH:**

### **Child Mental Health and Social and Emotional Well Being Board and Policy Council Report May 2021**

The Substance Abuse and Mental Health Services Administration (SAMHSA) National Children's Mental Health Awareness Day event resumed this year. Several agencies contributed to the successful 9th Annual SAMHSA CAHSD Head Start –Early Head Start National Children's Mental Health Awareness Day Campaign during the month of May. Several parent educational activities were conducted virtually at various centers which included the theme: "The Importance of Social Connectedness and a Sense of Community in Enhancing Resilience (*for ages birth to five and families*)".

Mental health team members and others also participated in the first Office of Head Start- Mental Health Awareness Month Mental Health Mondays campaign. Several educational resources were made available to programs during the month via the Early Childhood Learning and Knowledge Center (ECLKC) that support the mental health and well-being of Head Start children, families, and staff.



The ASQ post assessment process concluded on May 7th. Teacher and parent consultations with the mental health professional were conducted for all children with continued areas of need. All requirements were to be completed and documented in ChildPlus during the month. This included the development and implementation of a summer plan in consultation with teachers and parents. Summer educational resources, which were provided by the grantee, were shared and discussed with all parents of children with continued concerns and included referrals and transition information in collaboration with the social services team members. The end of year PIR Final Validation process was also initiated with delegate and partner agencies.

The planning process for the 2021-22 program year was also initiated in collaboration with delegate and partner agencies and program leadership.

Other related activities for May are as follows:

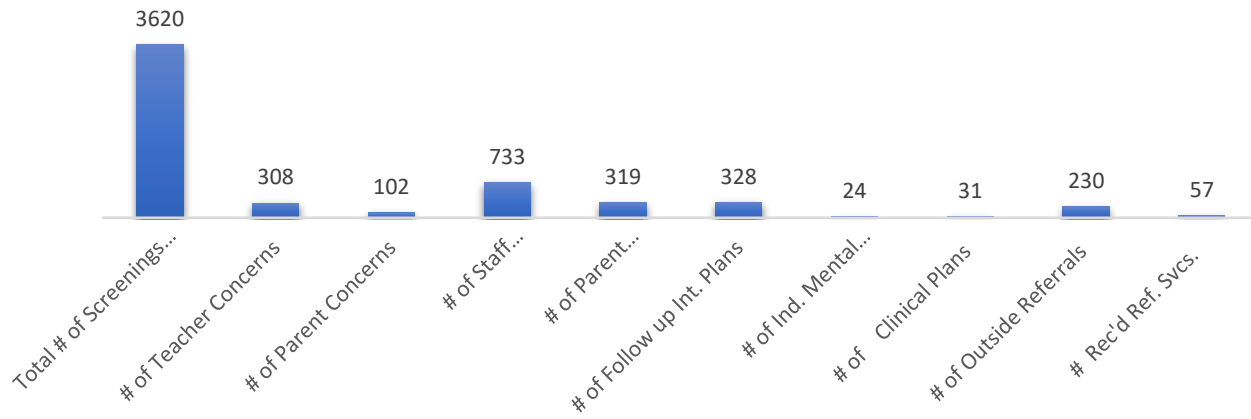
The DECA and Ages and Stages initial screening and results data and consultation services provided by the program's licensed mental health professionals through *May 31<sup>st</sup>* for prevention, early intervention, assessments, clinical planning, referrals and follow up. . Direct consultations with teachers and parents continued to be required. A review of the post assessment data reflected improvements for **78%** of Head Start children who

<b>Child Mental Health and Social and Emotional Well Being Service Area Report April 2021</b>		<b>2020-21 Program YR</b>	<b>Total to Date</b>
<b>Preschool Pyramid Model for Positive Behavior Support Train the Trainer Certifications</b>		<b>9</b> <i>(completed on 12-21-20)</i>	<b>129</b>
<b>Infant and Toddler Pyramid Model for Positive Behavior Support - Train the Trainer Certification Series</b>		<b>Module 3 training concluded on 3-24-21 (8 completed)</b>	<b>52</b>
<b>Grantee Trainings and Technical Assistance Sessions Provided/Attended</b>		<b>Trainings: 7 TA: 18-Att. 7</b>	
<b>Co-consultations with Agencies for Children with Concerns</b>		<b>82</b>	
<b>CMH TA Summary Reports, 7 Day Data Review and Corrections -QA Guidance to Agencies</b>		<b>18</b>	
<input checked="" type="checkbox"/> Pre- Assessment DECA/ ASQ 45 Day Req.	<input checked="" type="checkbox"/> Mid Assessment DECA/ASQ/Consults/Plans/Ref	<input checked="" type="checkbox"/> Post Assessments DECA/ASQ/Consults/Plan/Ref	<input checked="" type="checkbox"/> Clinical Assessment for children non-responsive to Initial Plans
<input checked="" type="checkbox"/> 90 Day Cons.-Ind. Planning Req.	<input checked="" type="checkbox"/> Safety Plans	<input type="checkbox"/> 3015 MDT Review w-MHC	<input type="checkbox"/> Delegate LMHP Contracts
<input checked="" type="checkbox"/> Agency Monthly Reports Rev.	<input type="checkbox"/> Self-Assessment	<input checked="" type="checkbox"/> Quarterly Trainings	<input type="checkbox"/> Delegate Risk Assessments
<input type="checkbox"/> Community Part. Agreements FU	<input checked="" type="checkbox"/> Federal Review Preparation-Grant Planning	<input checked="" type="checkbox"/> FUIP Summer Plan	<input checked="" type="checkbox"/> Program Information Report (PIR)

were identified with initial DECA concern. The ASQ data is pending. See details which follow:

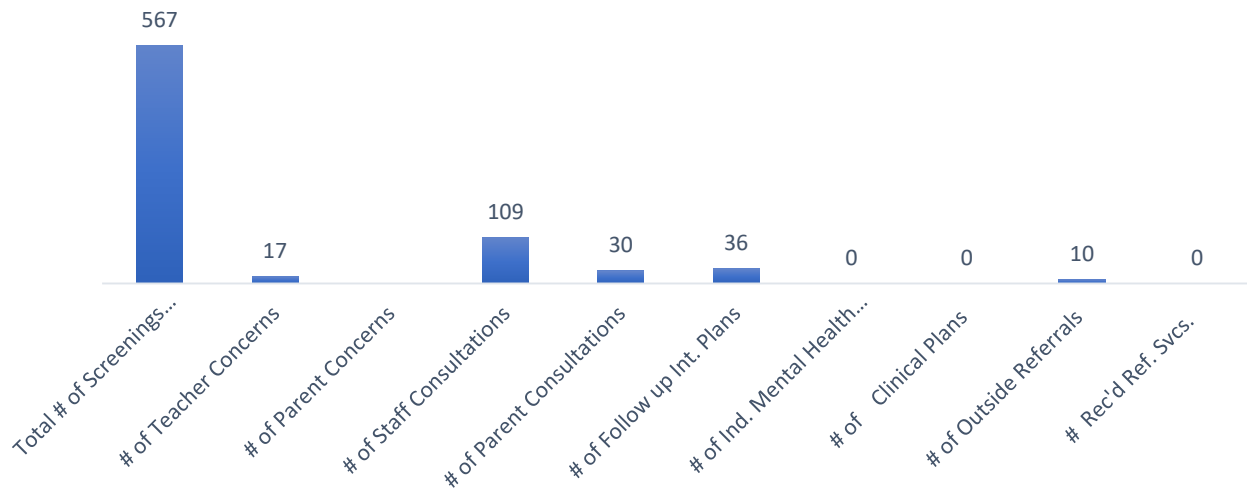
## Head Start

■ Head Start-LD DECA



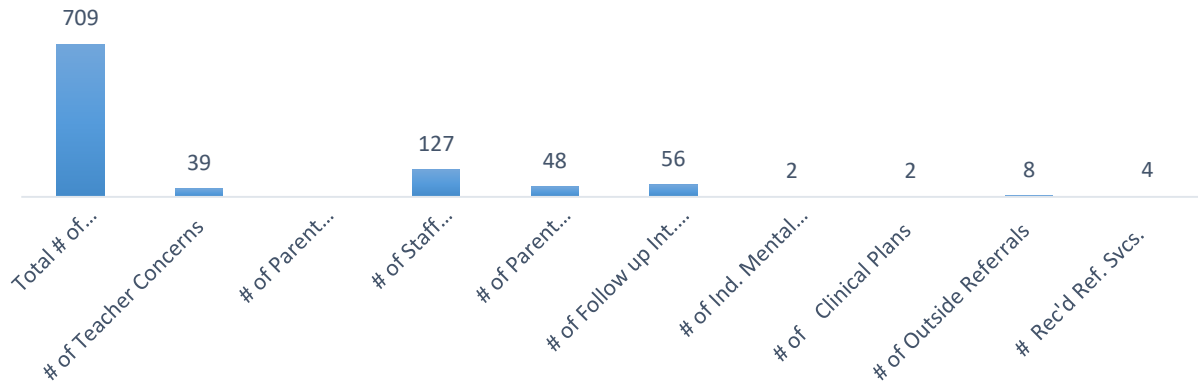
## Early Head Start ASQ SE2

■ EHS ASQ SE2



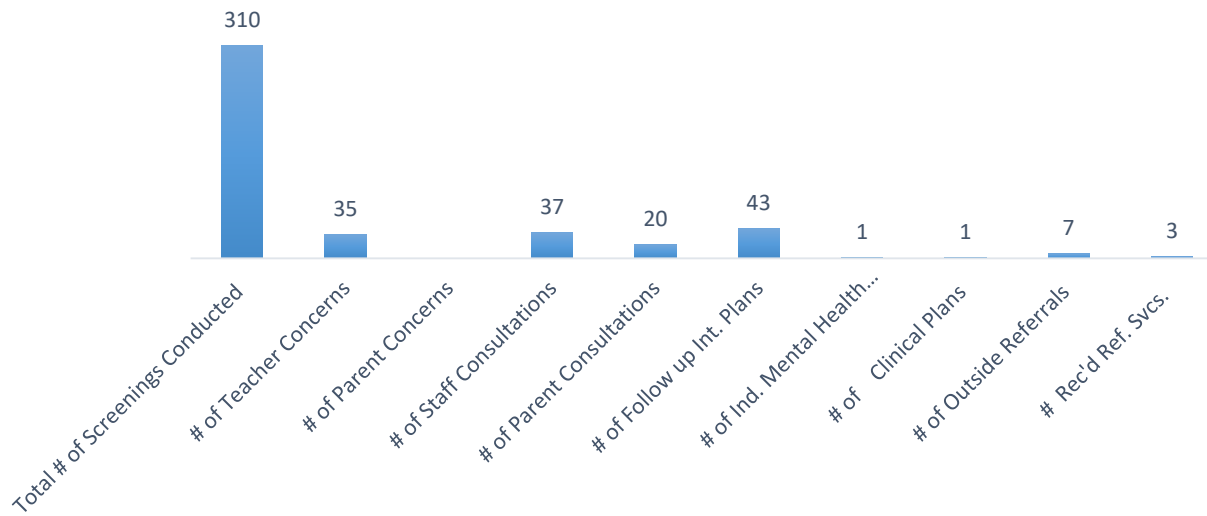
## Early Head Start Expansion- ASQ SE2

■ EHS Expansion w-CCP ASQ SE2



## Early Head Start- Child Care Partners ASQ SE2

■ EHS- CCP1 ASQ SE2



## NUTRITION

**Child Care Food Program Meal Count Worksheet Delegate Sites  
May 2021**

Delegate Sites	Number of HS Operating Days	Number of EHS Operating Days	Breakfast HS	Breakfast EHS	Total # of Breakfast Served	January 2021 Lunch HS	Lunch EHS	Total # of Lunch Served	Snack HS	Snack EHS	Total # of Snack Served
Allapattah	19		1097		1097	1097		1097	1097		1097
Catholic Charities	19		15006		15006	15029		15029	14783		14783
Centro Mater	19	19	7689	560	8249	7907	560	8467	7474	560	8034
Easter Seals	19	19	4563	45	4608	4585	45	4630	4574	45	4619
Family Christian	19	19	4952	375	5327	4947	377	5324	4621	357	4978
Haitian Youth	19	19	2362	428	2790	2364	428	2792	2364	428	2792
Kidco	19	19	2240	333	2573	2243	335	2578	2196	328	2524
Landow	17	17	1232	222	1454	1234	228	1462	1231	228	1459
LeJardin	19	19	6165	0	6165	6234	0	6234	5683	0	5683
MDCPS	19	19	20513	2365	22878	20515	2365	22880	20515	2365	22880
O'Farrill	19	19	2109	111	2220	2089	111	2200	2071	109	2180
Our Little Ones	19		983		983	990		990	969		969
Paradise Christian	19		1552		1552	1554		1554	1427		1427
St. Alban's	19		1661		1661	1661		1661	1661		1661
Sunflowers	19		538		538	538		538	538		538
United Way	19	19	468	396	864	468	396	864	468	396	864
YWCA	19	19	2051	427	2478	2071	428	2499	1986	361	2347
<b>Total Number</b>			<b>75181</b>	<b>5262</b>	<b>80443</b>	<b>75526</b>	<b>5273</b>	<b>80799</b>	<b>73658</b>	<b>5177</b>	<b>78835</b>

**Child Care Food Program Meal Count Worksheet Early Head Start Child Care Partners  
May 2021**

Child Care Partners	Funded Enrollment	Number of Operating Days	Total # of Breakfast	Total # of Lunch Served	Total # of Snack Served
CCP Crystal Learning Center	32	19	330	330	330
CCP Decroly Center	48	19	666	666	666
CCP Bethany Child Center	24	19	327	327	327
CCP Memorial Temple	16	19	175	175	175
CCP Comm. Outreach	16	19	252	252	252
CCP Cambridge Academy	24	19	301	301	301
CCP Rising Star Academy	16	19	260	260	260
CCP St.Albans	48	19	676	676	676
CCP Shinning Light Childcare	16	19	241	241	241
<b>Total Number</b>			<b>3228</b>	<b>3228</b>	<b>3228</b>

**Child Care Food Program Meal Count Worksheet EHS - CCP Expansion  
May 2021**

<b>Child Care Partners</b>	<b>Funded Enrollment</b>	<b>Number of Operating Days</b>	<b>Total # of Breakfast Served</b>	<b>Total # of Lunch Served</b>	<b>Total # of Snack Served</b>
Bricks Early Learning Center INC	24	19	382	382	382
Cambridge Academy	24	19	292	292	292
Catholic Charities	120	19	1407	1408	1368
Centro Mater	104	19	280	291	265
Decroly Learning	24	19	380	380	380
Early Learning Center	32	19	323	322	322
FCAA	32	19	495	496	480
Haitian Youth	48	19	789	790	790
Haitian Youth Edison CRC	32	19	225	225	225
KIDCO	32	19	418	416	406
Landow	16	17	232	233	231
Paradise Christian	32	19	481	482	456
Sunflowers	24	19	314	314	314
YWCA	40	19	443	440	417
<b>Total Number</b>			<b>6461</b>	<b>6471</b>	<b>6328</b>



## Quality Assurance

The Quality Assurance unit completed content area monitoring in May for United Way, Haitian Youth, and Le Jardin. Fiscal monitoring was also completed for CCPs. Compliance scores are listed below in each area monitored by agency. Agencies have 10 days to complete corrective action plans once they receive the final monitoring reports.

### Content Area Monitoring

<b>United Way</b>	<b>EHS</b>	<b>Home-Based</b>	<b>HS</b>
Education	100%	26%	95%
Disability	100%	100%	100%
Mental Health	56%	60%	41%
ERSEA	82%	50%	83%
FCE	95%	60%	96%
Nutrition	100%	66%	100%
Health	87%	75%	79%

<b>Haitian Youth</b>	<b>Early Steps EHS</b>	<b>Early Steps EHS EXP</b>	<b>Early Steps HS</b>	<b>Edison Comm Res EHS</b>	<b>Lillie Williams EHS</b>	<b>Lillie Williams HS</b>
Education	66%	94%	73%	66%	100%	68%
Disability	100%	100%	100%	88%	86%	100%
Mental Health	76%	77%	66%	54%	76%	72%
ERSEA	86%	86%	91%	77%	77%	82%
FCE	90%	85%	88%	63%	66%	73%
Nutrition	85%	88%	83%	100%	100%	100%
Health	83%	95%	100%	91%	95%	95%

<b>Le Jardin</b>	<b>I</b>	<b>II</b>	<b>III</b>	<b>V</b>
Education	84%	94%	94%	94%
Disability	18%	38%	47%	50%
Mental Health	50%	35%	43%	45%
ERSEA	72%	62%	81%	81%
FCE	96%	84%	92%	92%
Nutrition	83%	88%	80%	57%
Health	77%	81%	76%	81%

## Fiscal Monitoring

Agency	Compliance
CCP-Bricks Early Learning Center	88%
CCP-Cambridge Academy	77%
CCP-Community Outreach Center, Inc.	66%
CCP-Crystal Learning Center, Inc.	25%
CCP-Decroly Learning Child Care Ctr	77%
CCP-Bethany	90%
CCP-Early Learning Center	44%
CCP-Memorial Temple Early Childhood	66%
CCP-Rising Star Academy	88%
CCP-Shining Light Childcare Center	88%
St. Alban's Child Enrichment Center	90%



## **COMMUNITY ACTION AGENCY BOARD**

**DATE: JUNE 30, 2021**

**AGENDA ITEM NUMBER: 4A8**

**AGENDA ITEM SUBJECT:** June 2021 Head Start Content Area Report

**AGENDA ITEM TYPE: INFORMATIONAL**

**RECOMMENDATIONS: INFORMATIONAL**

### **BACKGROUND/SUMMARY:**

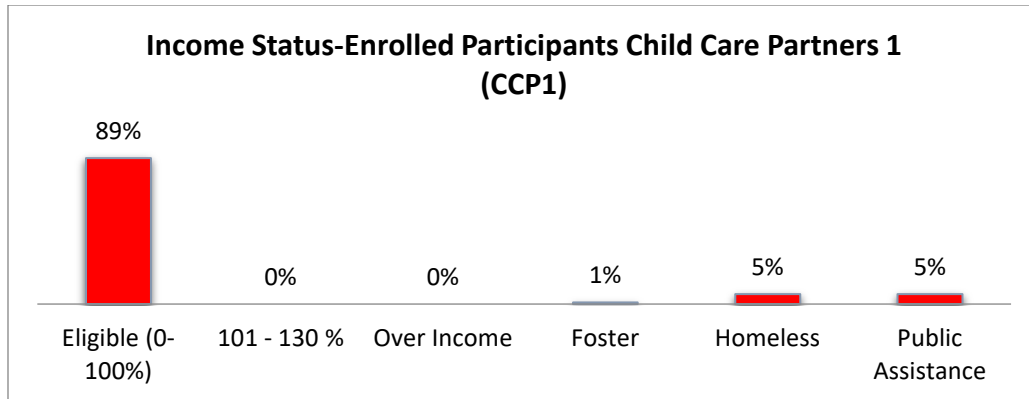
The June 2021 Content Area Report includes Head Start, Early Head Start, Early Head Start-Child Care Partnership, and Combination Expansion Early Head Start-Child Care Partnership program information on Education, Disabilities, Enrollment, Family Engagement, Health, Mental Health, and Nutrition.

### **FUNDING SOURCE:**

U.S. Department of Health and Human Services

## ELIGIBILITY RECRUITMENT SELECTION ENROLLMENT AND ATTENDANCE (ERSEA):

### Enrollment:



Child Care Partners 1 Current Enrollment	Current Enrollment %/ Vacant slots 98%   4 of 240 slots vacant
CCP-Cambridge Academy	96%   1 of 24 slots vacant
CCP-Community Outreach Center, Inc.	100%   0 of 16 slots vacant
CCP-Crystal Learning Center, Inc.	100%   0 of 32 slots vacant
CCP-Decroly Learning Child Care Ctr	100%   0 of 48 slots vacant
CCP-Early Childhood ProfessionalSer/Bethany	100%   0 of 24 slots vacant
CCP-Memorial Temple Early Childhood	94%   1 of 16 slots vacant
CCP-Rising Star Academy	100%   0 of 16 slots vacant
CCP-Shining Light Childcare Center	100%   0 of 16 slots vacant
St. Alban's Child Enrichment Center	96%   2 of 48 slots vacant

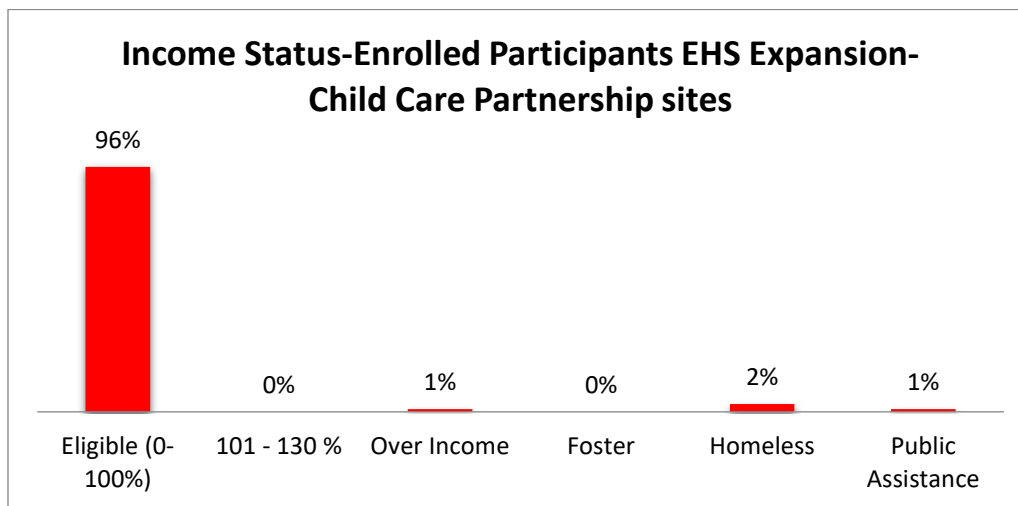
## ELIGIBILITY RECRUITMENT SELECTION ENROLLMENT AND ATTENDANCE (ERSEA):

### Enrollment:

#### Eligibility Statuses-Enrolled EHS Expansion - Child Care Partners

##### Participants

As of June 30, 2021

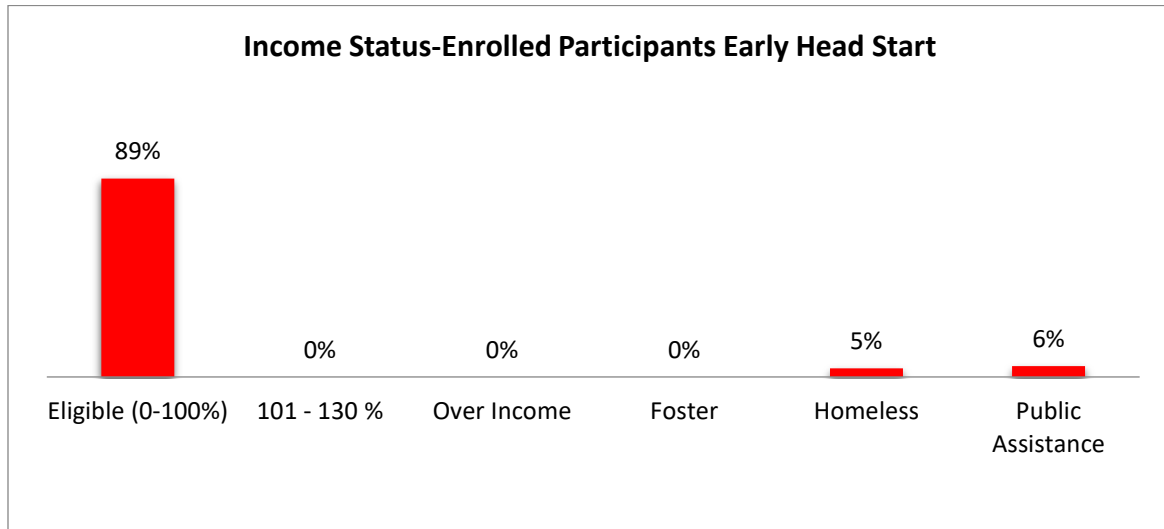


Child Care Partners 2 Current Enrollment	Current Enrollment %/ Vacant slots 99%   6 of 552 slots vacant
Catholic Charities	100%   0 of 120 slots vacant
CCP-Bricks Early Learning Center	100%   0 of 24 slots vacant
CCP-Cambridge Academy	96%   1 of 24 slots vacant
CCP-Decroly Learning Child Care Ctr	100%   0 of 24 slots vacant
CCP-Early Learning Center	100%   0 of 32 slots vacant
Centro Mater	100%   0 of 72 slots vacant
FCAA	100%   0 of 32 slots vacant
Haitian Youth	100%   0 of 80 slots vacant
KIDCO Creative Learning	100%   0 of 32 slots vacant
Ladow	100%   0 of 16 slots vacant
Paradise Christian School, Inc.	100%   0 of 32 slots vacant
Sunflowers Academy	100%   0 of 24 slots vacant
YWCA Of Greater Miami-Dade	88%   5 of 40 slots vacant

## **ELIGIBILITY RECRUITMENT SELECTION ENROLLMENT AND ATTENDANCE (ERSEA):**

### **Enrollment:**

#### **Eligibility Statuses-Enrolled Early Head Start Participants** **As of June 30, 2021**



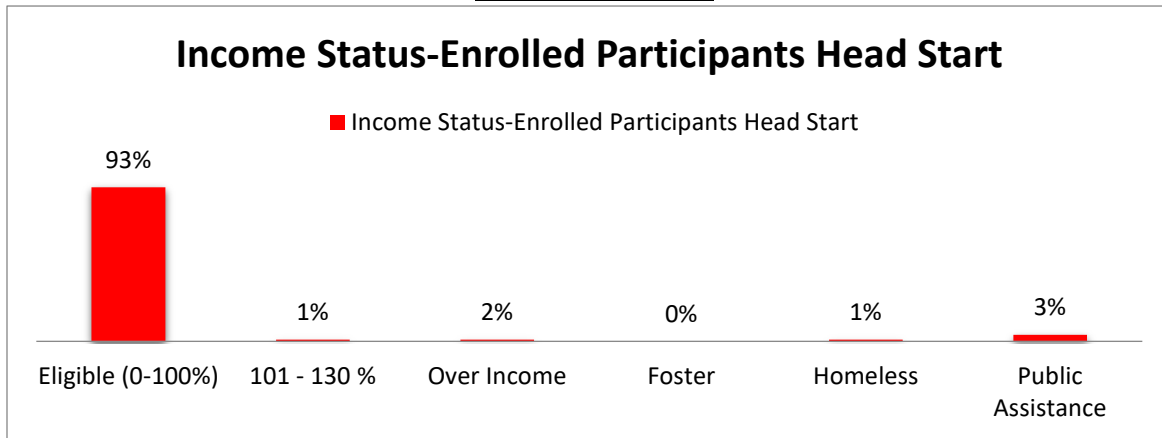
EARLY HEAD START Current Enrollment	Current Enrollment %/ Vacant slots 99%   5 of 446 slots vacant
Centro Mater	100%   0 of 70 slots vacant
Easter Seals	88%   1 of 8 slots vacant
FCAA	100%   0 of 24 slots vacant
Haitian Youth	100%   0 of 32 slots vacant
KIDCO Creative Learning	100%   0 of 32 slots vacant
Landow	100%   0 of 16 slots vacant
Miami Dade County Public Schools	98%   4 of 192 slots vacant
O'Farrill Learning Center	100%   0 of 8 slots vacant
United Way Center Of Excellence	100%   0 of 32 slots vacant
YWCA Of Greater Miami-Dade	100%   0 of 32 slots vacant

## ELIGIBILITY RECRUITMENT SELECTION ENROLLMENT AND ATTENDANCE (ERSEA):

### Enrollment:

#### Eligibility Statuses-Enrolled Head Start Participants

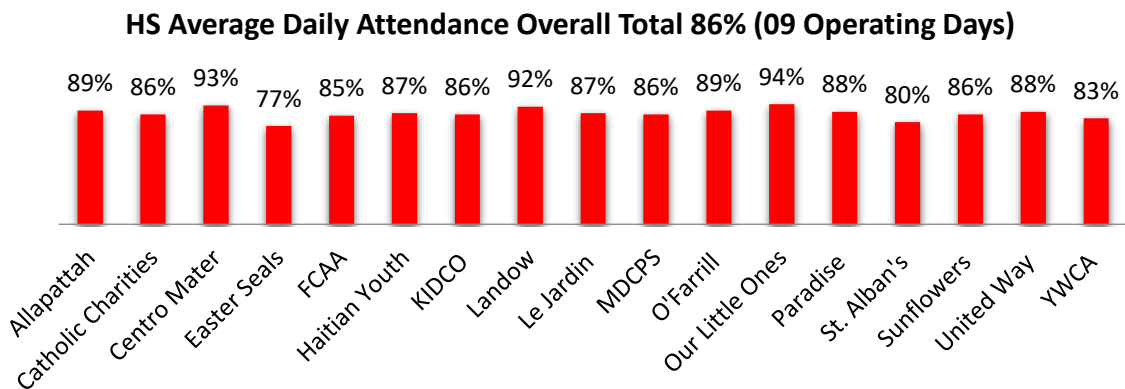
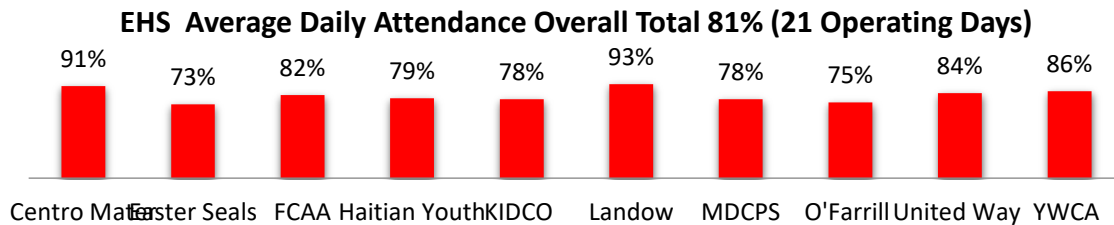
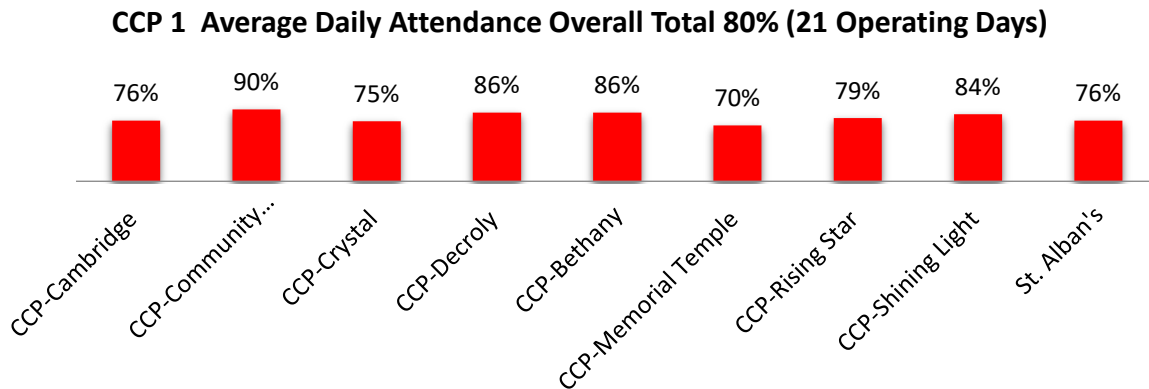
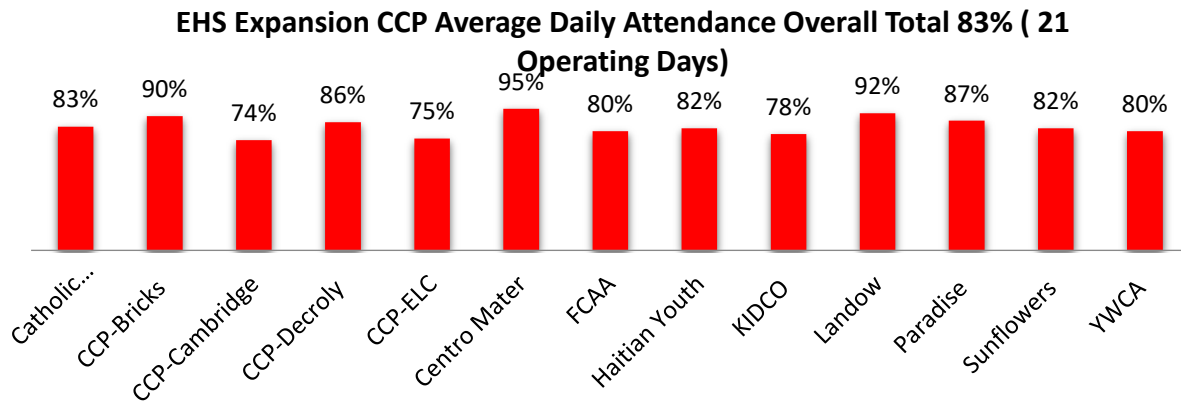
As of June 9, 2021



Head Start Agency Current Enrollment	Current Enrollment %/ Vacant slots 81%   1269 of 6710 slots vacant
Allapattah	90%   8 of 77 slots vacant
Catholic Charities	83%   220 of 1275 slots vacant
Centro Mater	94%   30 of 526 slots vacant
Easter Seals	72%   133 of 480 slots vacant
FCAA	70%   131 of 432 slots vacant
Haitian Youth	100%   0 of 175 slots vacant
KIDCO Creative Learning	62%   94 of 250 slots vacant
Landow	100%   0 of 80 slots vacant
Le Jardin Community Center, Inc.	88%   60 of 480 slots vacant
Miami Dade County Public Schools	87%   361 of 1935 slots vacant
O'Farrill Learning Center	64%   88 of 242 slots vacant
Our Little Ones	99%   1 of 118 slots vacant
Paradise Christian School, Inc.	68%   57 of 180 slots vacant
St. Alban's Child Enrichment Center	66%   58 of 170 slots vacant
Sunflowers Academy	95%   2 of 40 slots vacant
United Way Center Of Excellence	100%   0 of 30 slots vacant
YWCA Of Greater Miami-Dade	88%   26 of 220 slots vacant

## ELIGIBILITY RECRUITMENT SELECTION ENROLLMENT AND ATTENDANCE (ERSEA):

### Attendance:

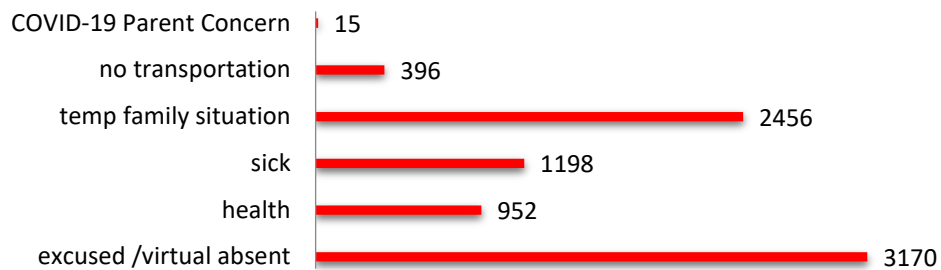





## ELIGIBILITY RECRUITMENT SELECTION ENROLLMENT AND ATTENDANCE (ERSEA):

### Attendance:

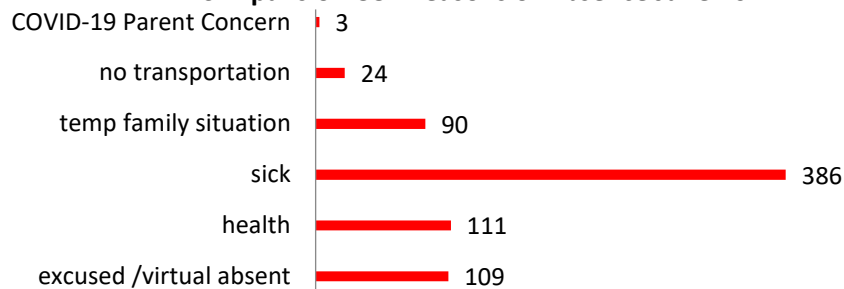
#### Head Start Reasons of Absence June 2021




#### Child Care Partners 1 Reasons of Absence June 2021



#### EHS Expansion CCP Reasons of Absence June 2021



#### Early Head Start Reasons of Absence June 2021



#### Terminology defined:

**No Transportation** - family has transportation problems (car inoperative, no alternate ride)

**Temp Family Situation** - family related issues or concerns

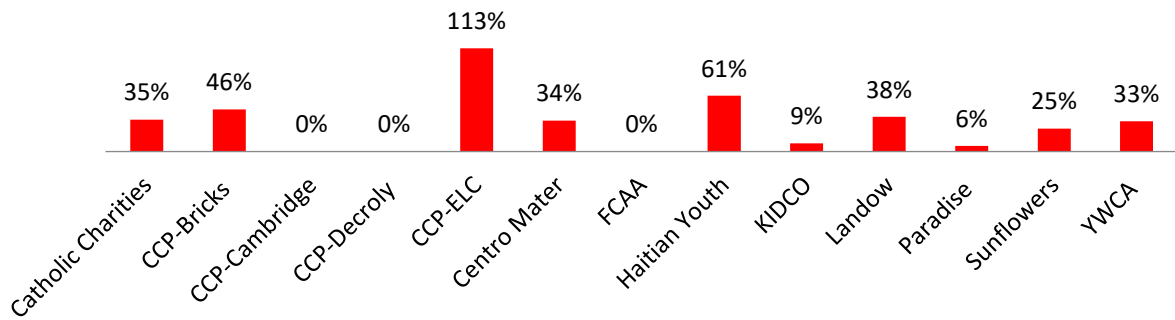
**Sick** - related to ill health

**Health** - related to expired health documentation, health alerts, and /or medical/dental appointments

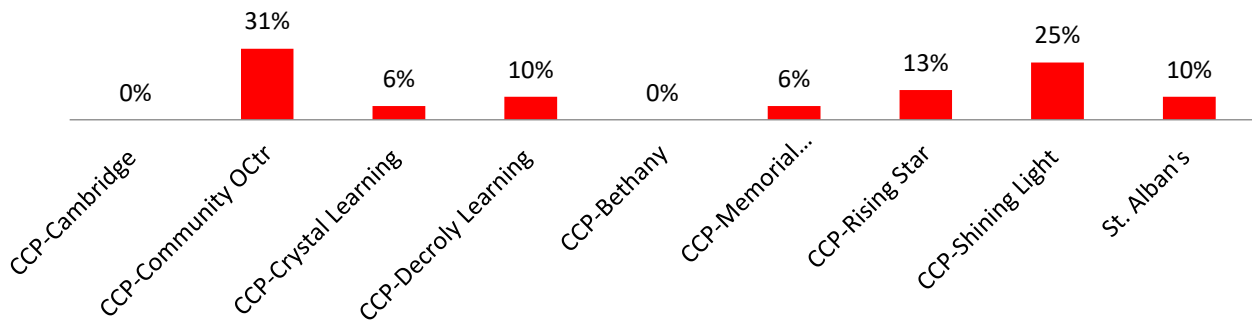
**Excused** - staff is aware of child/family absence

**Waitlist Applications for the month ending**

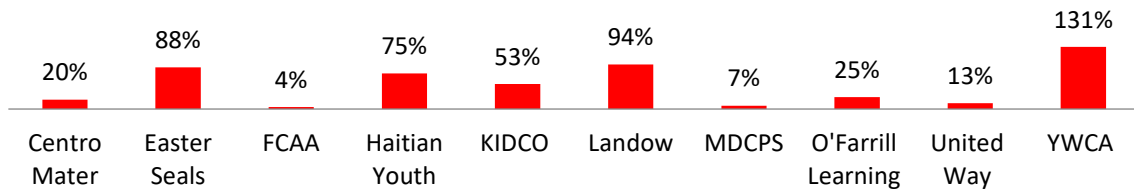
**EHS Expansion CCP Wait List Application for the month ending in June 2021**



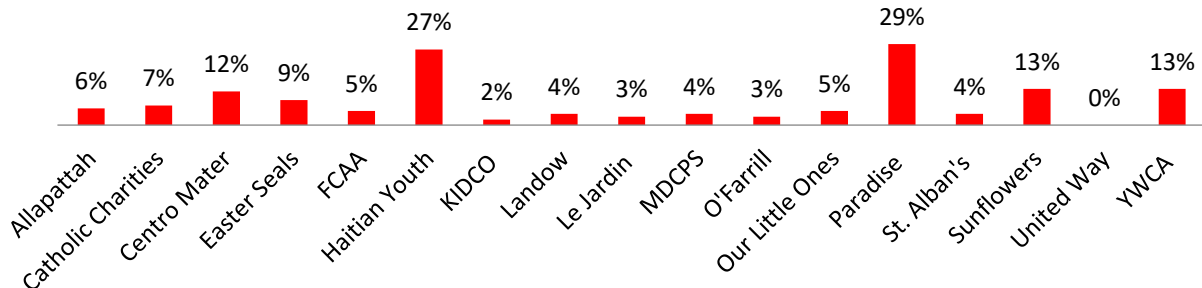
**CCP 1 Wait List Application for the month ending in June 2021**



**EHS Waitlist Applications for the month ending in June 2021**



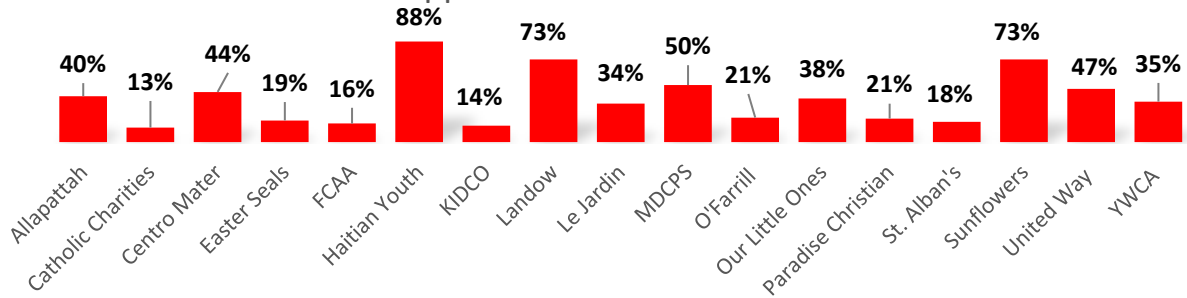
**HS Waitlist Applications for the month ending in June 2021**



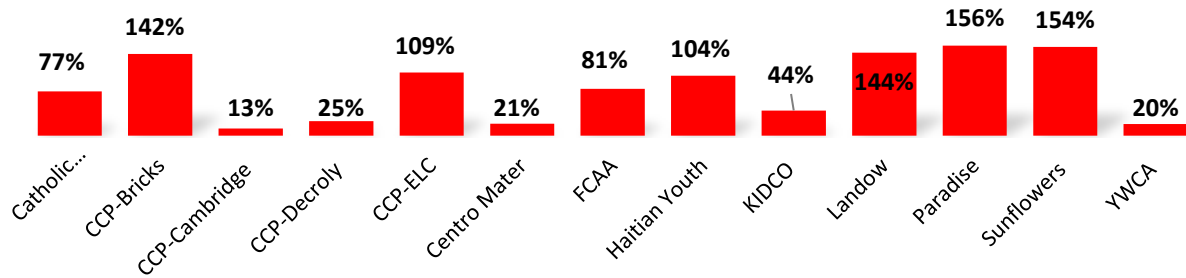
**NOTE:** Program Term 2020-2021 Applications in the "Term-Waitlist/Waitlist Status"

**Applications for the month February 2021 ending June 2021**

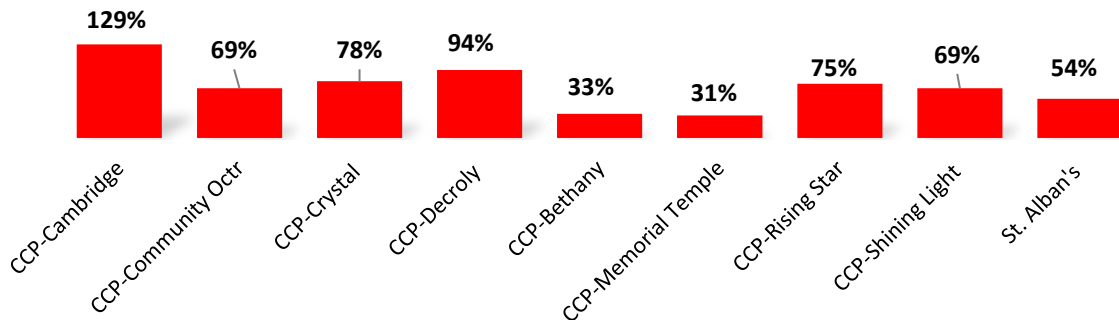
Head Start New Application Feb-June 2021



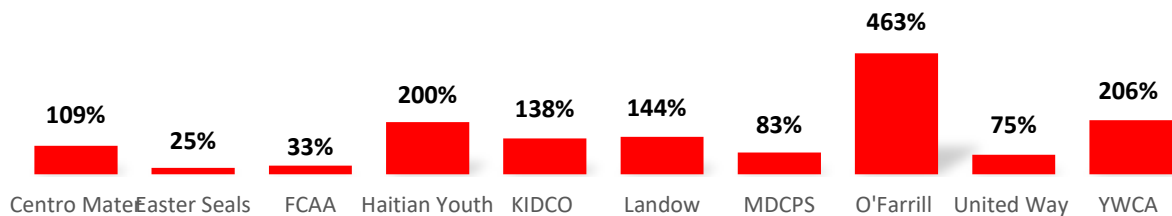
EHS Expansion CCP New Application Feb-June 2021



CCP 1 New Application Feb-June 2021



Early Head Start New Application Feb-June 2021

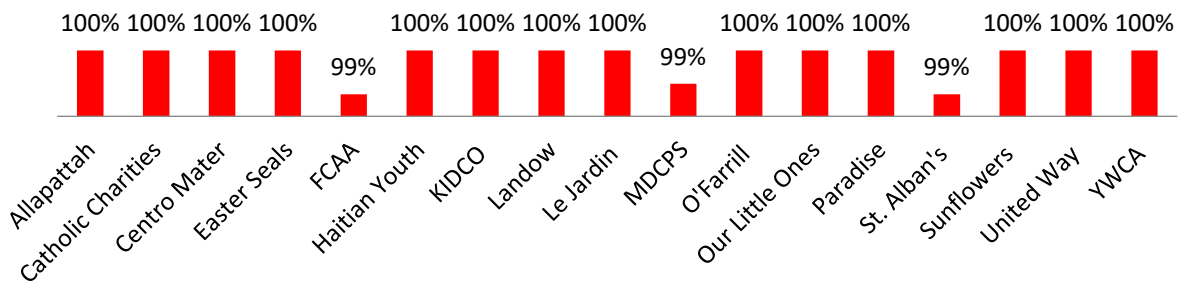


**NOTE:** Program Term 2021-2022 Applications in the "New/Accepted/Waitlist Status"

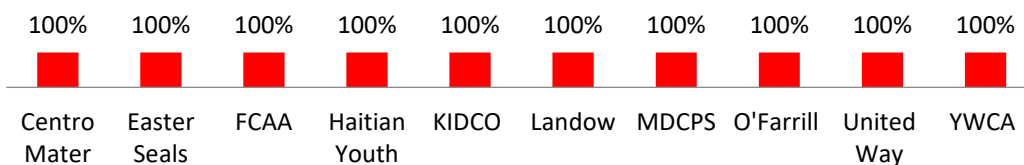
## HEALTH SERVICES:

### 30-Day Screenings:

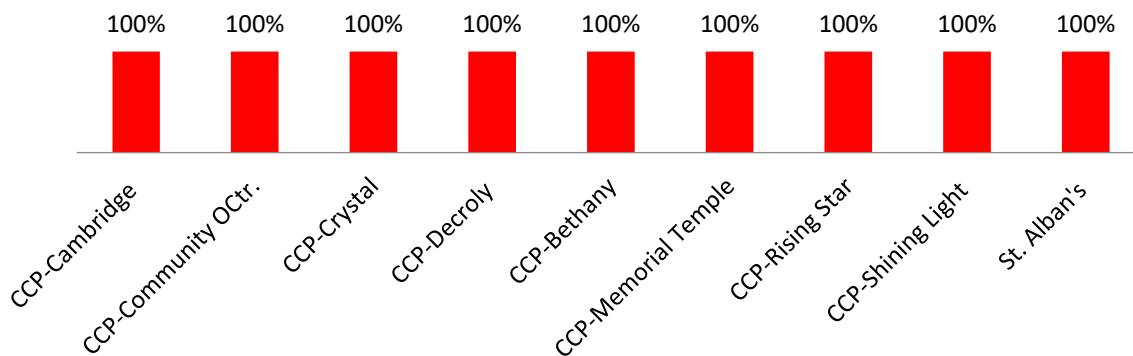
#### HS 30 Day Requirements 100% Complete\*



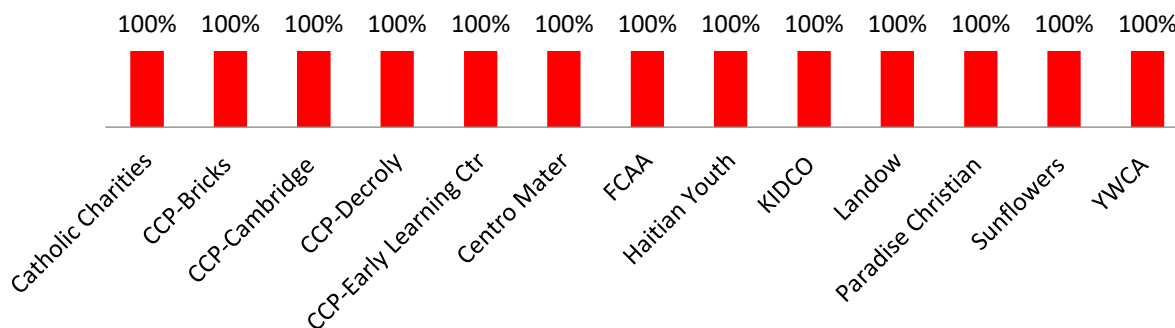
#### EHS 30 Day Requirements 100% Complete\*



#### CCP 1 -30 Day Requirements 100% Complete\*

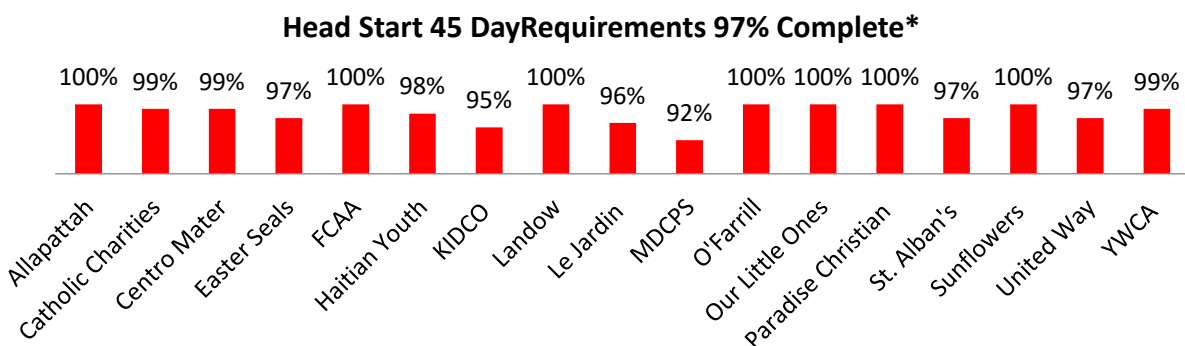
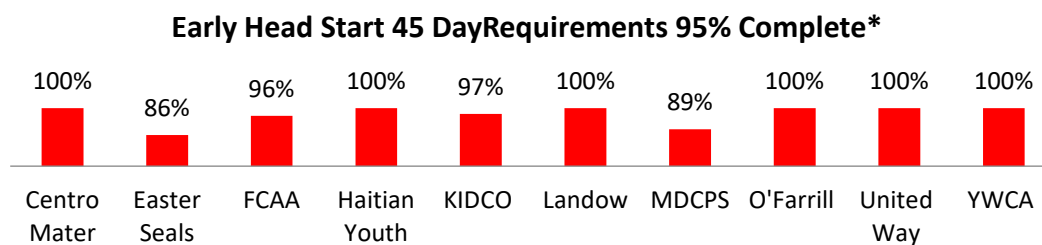
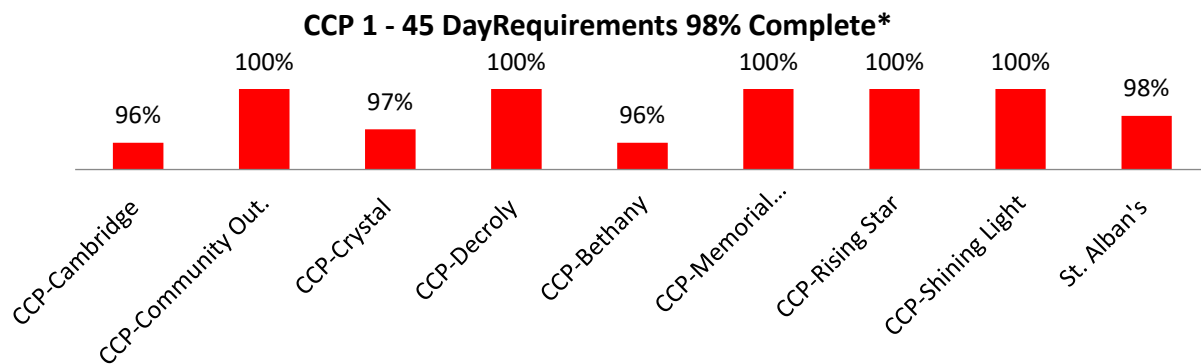
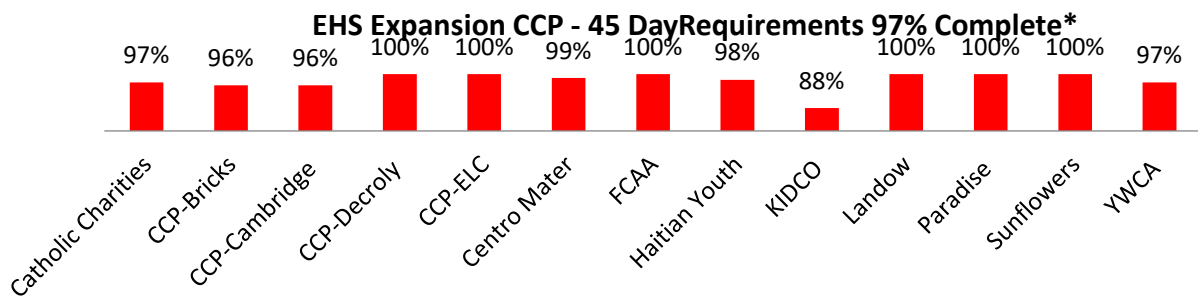


#### EHS Expansion CCP - 30 Day Requirements 98% Complete\*



## HEALTH SERVICES:

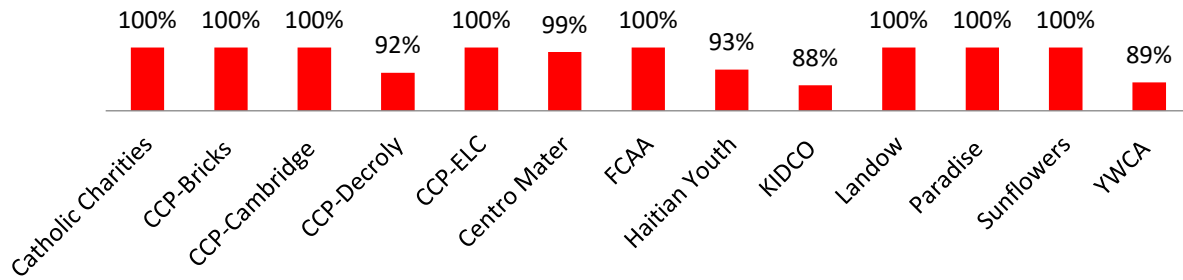
### 45-Day Screenings:



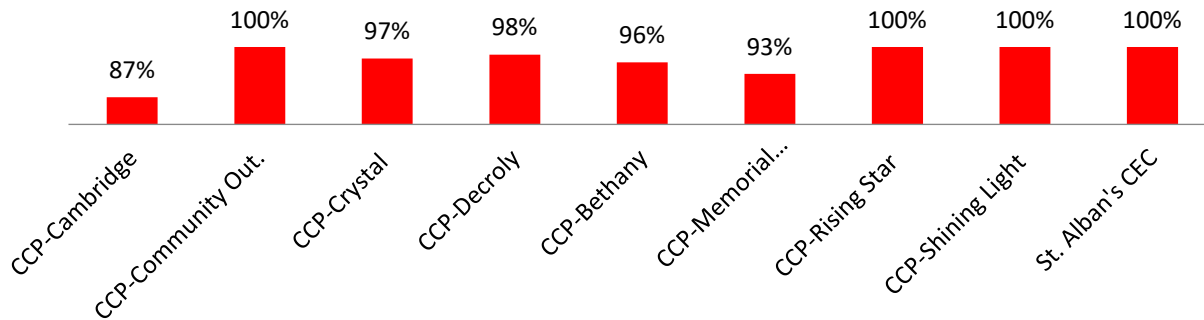
100% of **newly** enrolled children in the Head Start and Early Head Start Program must receive the 45-Day Screenings (Hearing, Vision, Developmental and Behavioral) within 45 calendar days of entry into the program.

## HEALTH SERVICES:

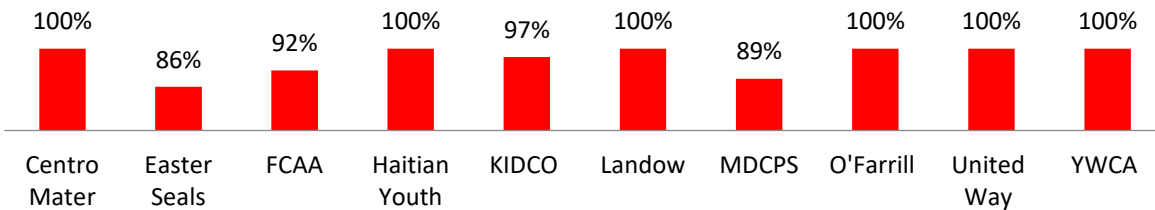
### EHS Expansion CCP 90 Day Requirements 96% Complete\*



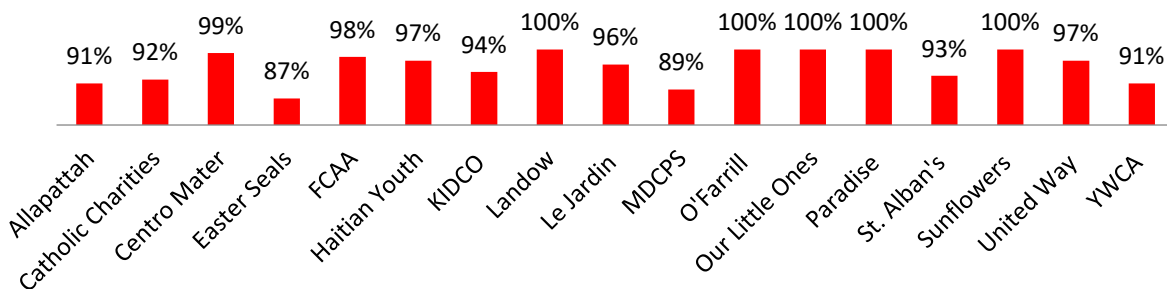
### CCP 1 90 Day Requirements 97% Complete\*



### EHS 90 Day Requirements 94% Complete\*



### HS 90 Day Requirements 93 Complete\*

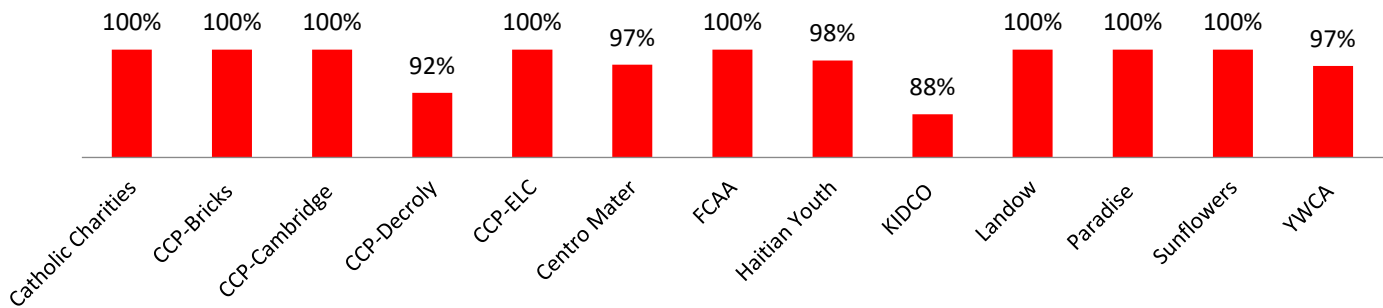


**90-Day Health Requirements:** 100% of the children must receive all Age Based Health Requirements (well baby check, Developmental/Behavioral screenings, Growth Assessment/Head Circumference, Health History, Hearing, Vision and Oral Health Screening) prior to the last day of the Early Head Start program term. An age equivalent well baby check is completed at various ages for each child from 2 months to 36 months. **\*Percentages above reflect the children who have completed 90 day entry based requirements.**

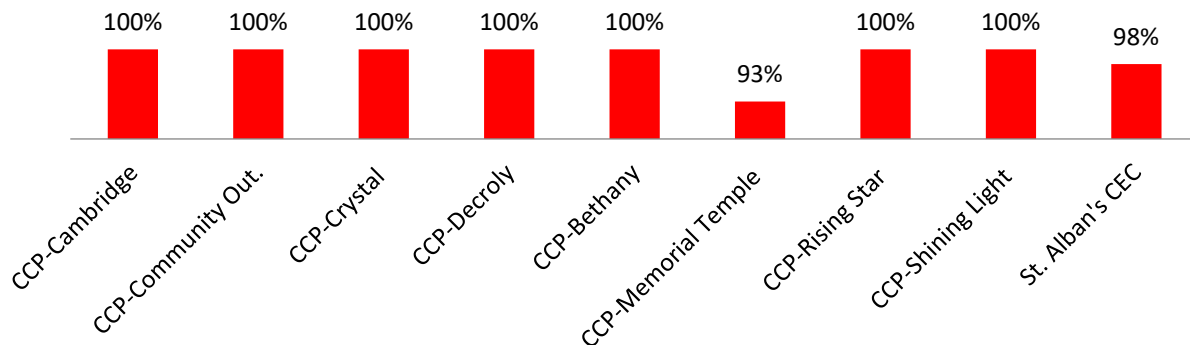
## HEALTH SERVICES:

### Immunization:

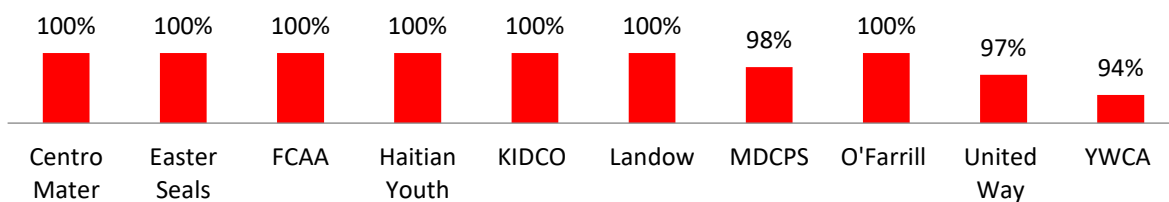
#### EHS Expansion CCP - Early Head Start Immunization 99% Complete or Up-To-Date



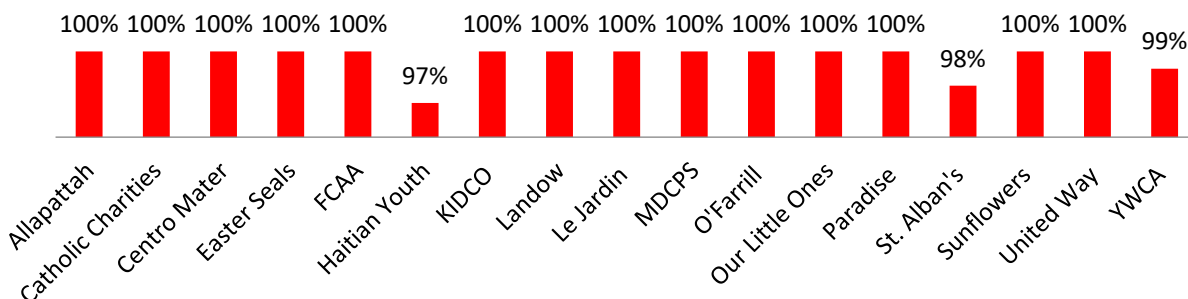
#### CCP1 Immunization 99% Complete or Up-To-Date



#### Early Head Start Immunization 99% Complete or Up-To-Date

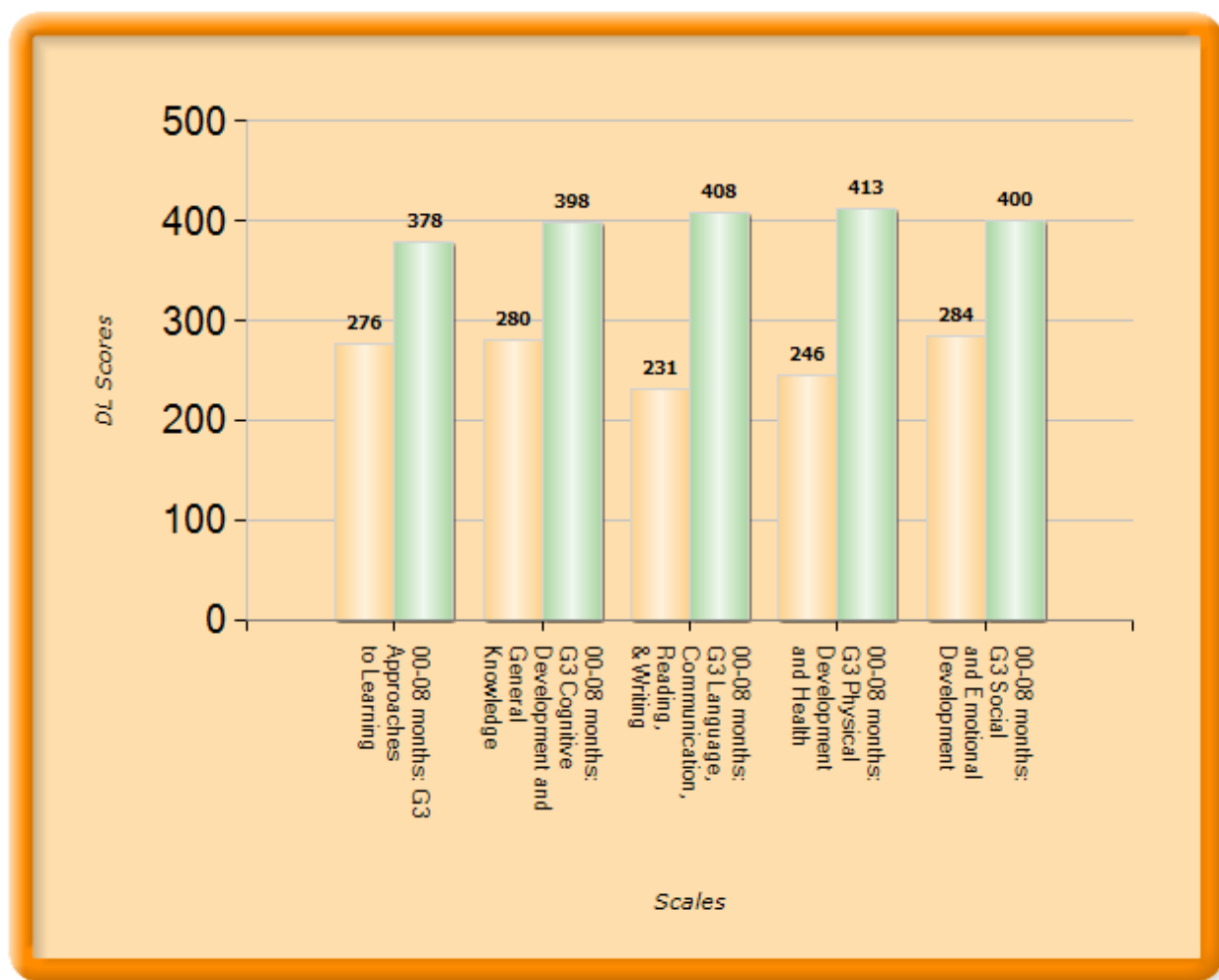


#### Head Start Immunization 100% Complete or Up-To-Date



**NOTE:** 100% of all children must have a “complete” or “up-to-date” immunizations status within 90 calendar days of entry into the program.

Miami – Dade County Head Start/Early Head Start  
Child Outcomes Report  
June 2021  
Early Head Start  
0 - 8 months



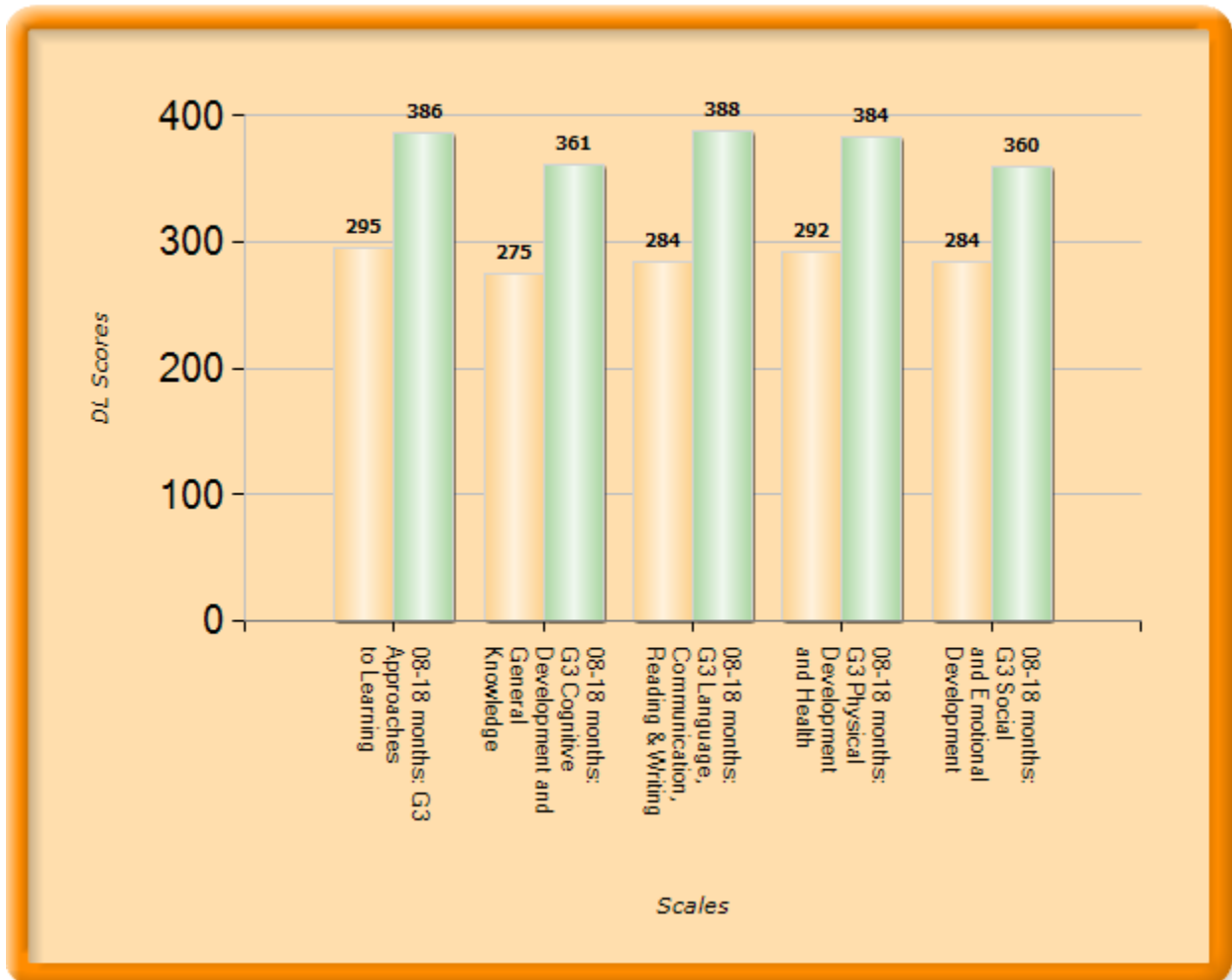
DL scores

		G3 Approaches to Learning	G3 Cognitive Development and General Knowledge	G3 Language, Communication, Reading, & Writing	G3 Physical Development and Health	G3 Social and Emotional Development
<b>Period 1</b>	8/31/2020 10/30/2020	<u>276</u>	<u>280</u>	<u>231</u>	<u>246</u>	<u>284</u>
<b>Period 2</b>	6/1/2021 6/30/2021	<u>378</u>	<u>398</u>	<u>408</u>	<u>413</u>	<u>400</u>
<b>DL Gain</b>		<b>102</b>	<b>118</b>	<b>177</b>	<b>167</b>	<b>116</b>



## Early Head Start

8 – 18 months

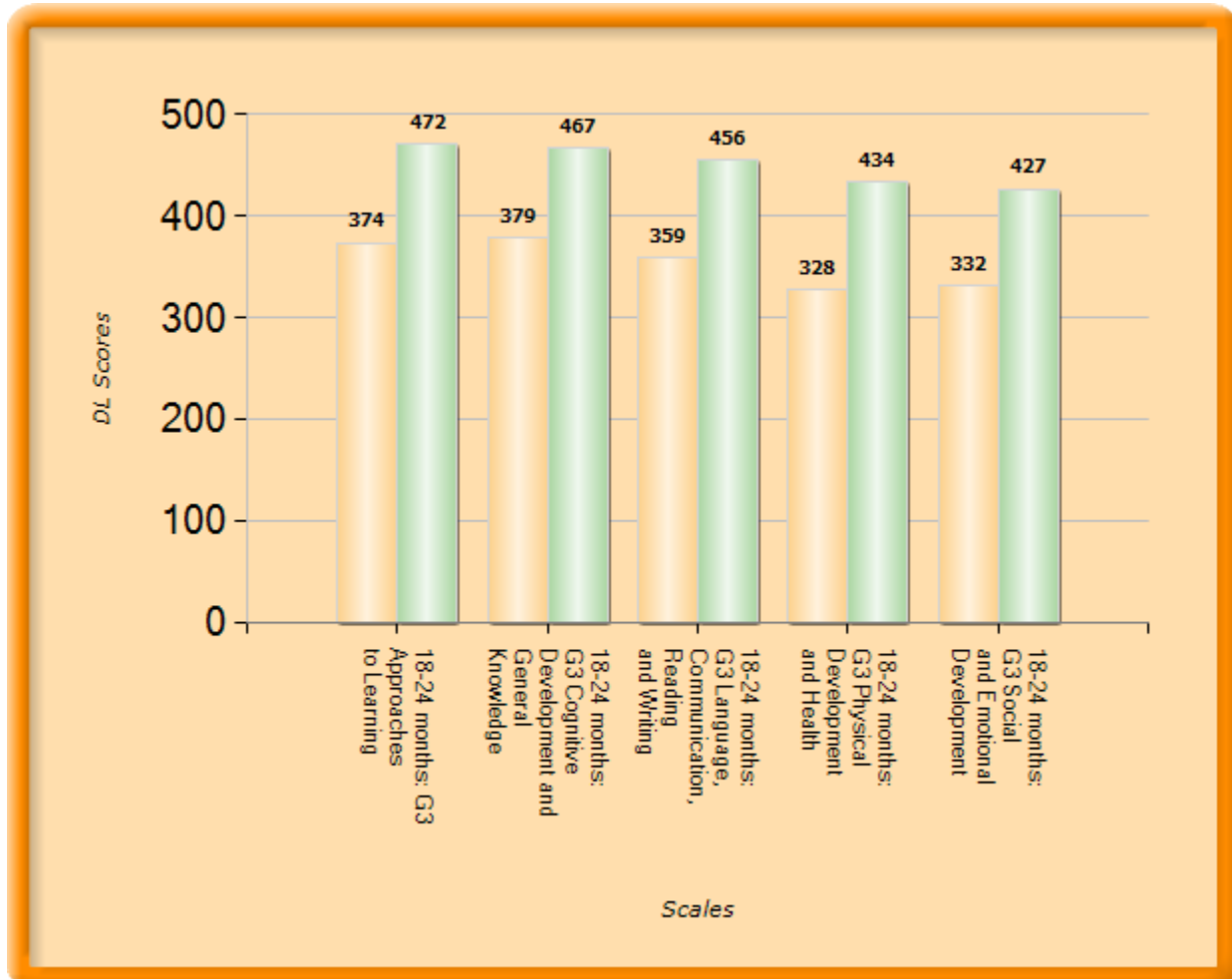


DL scores

		G3 Approaches to Learning	G3 Cognitive Development and General Knowledge	G3 Language, Communication, Reading & Writing	G3 Physical Development and Health	G3 Social and Emotional Development
<b>Period 1</b>	8/31/2020 10/30/2020	295	275	284	292	284 (29)
<b>Period 2</b>	6/1/2021 6/30/2021	386	361	388	384	360
<b>DL Gain</b>		<b>91</b>	<b>86</b>	<b>104</b>	<b>92</b>	<b>76</b>

## Early Head Start

18 – 24 months

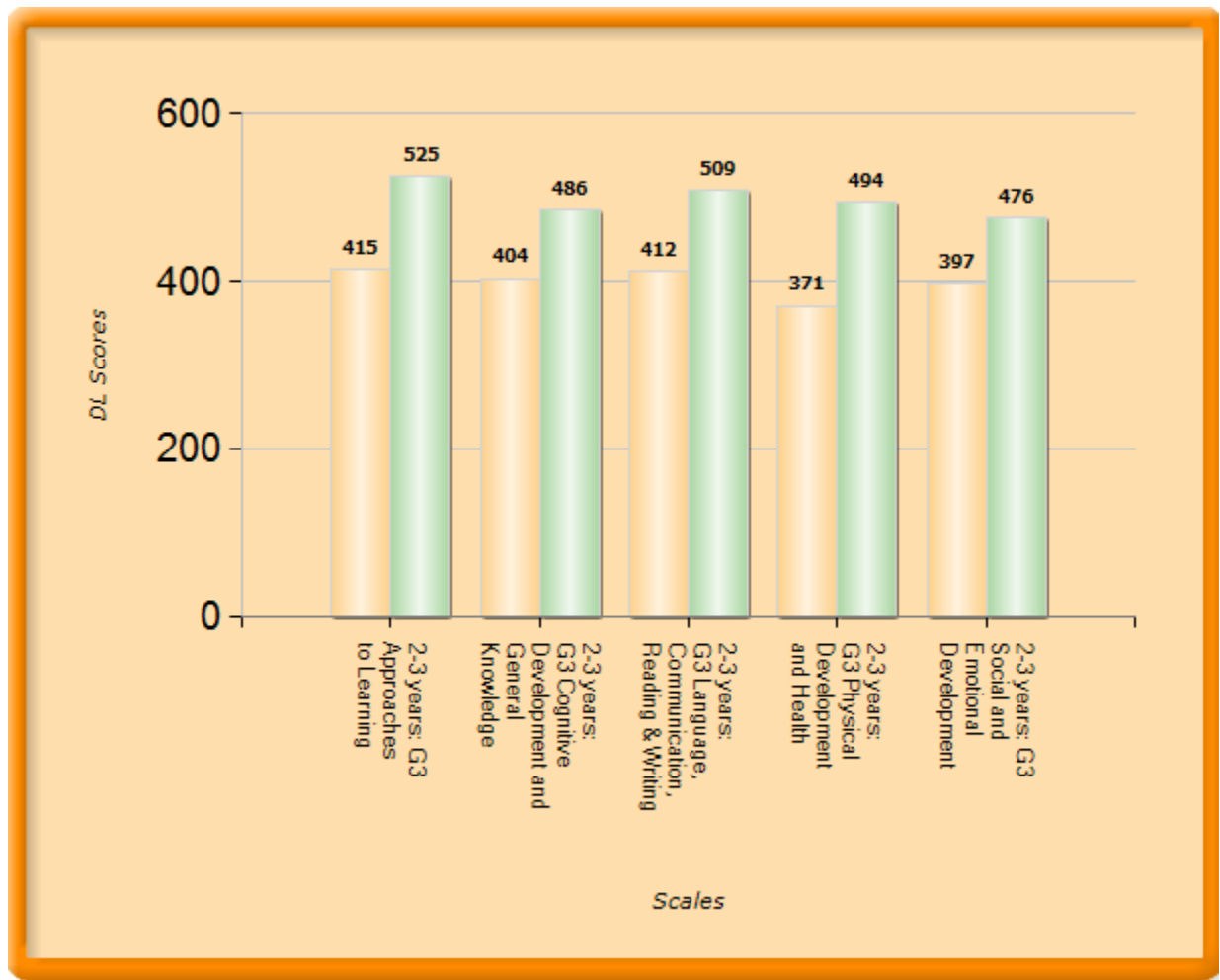


DL scores

		G3 Approaches to Learning	G3 Cognitive Development and General Knowledge	G3 Language, Communication, Reading and Writing	G3 Physical Development and Health	G3 Social and Emotional Development
<b>Period 1</b>	8/31/2020 10/30/2020	374	379	359	328	332
<b>Period 2</b>	6/1/2021 6/30/2021	472	467	456	434	427
<b>DL Gain</b>		<b>98</b>	<b>88</b>	<b>97</b>	<b>106</b>	<b>95</b>

## Early Head Start

2 – 3 year olds

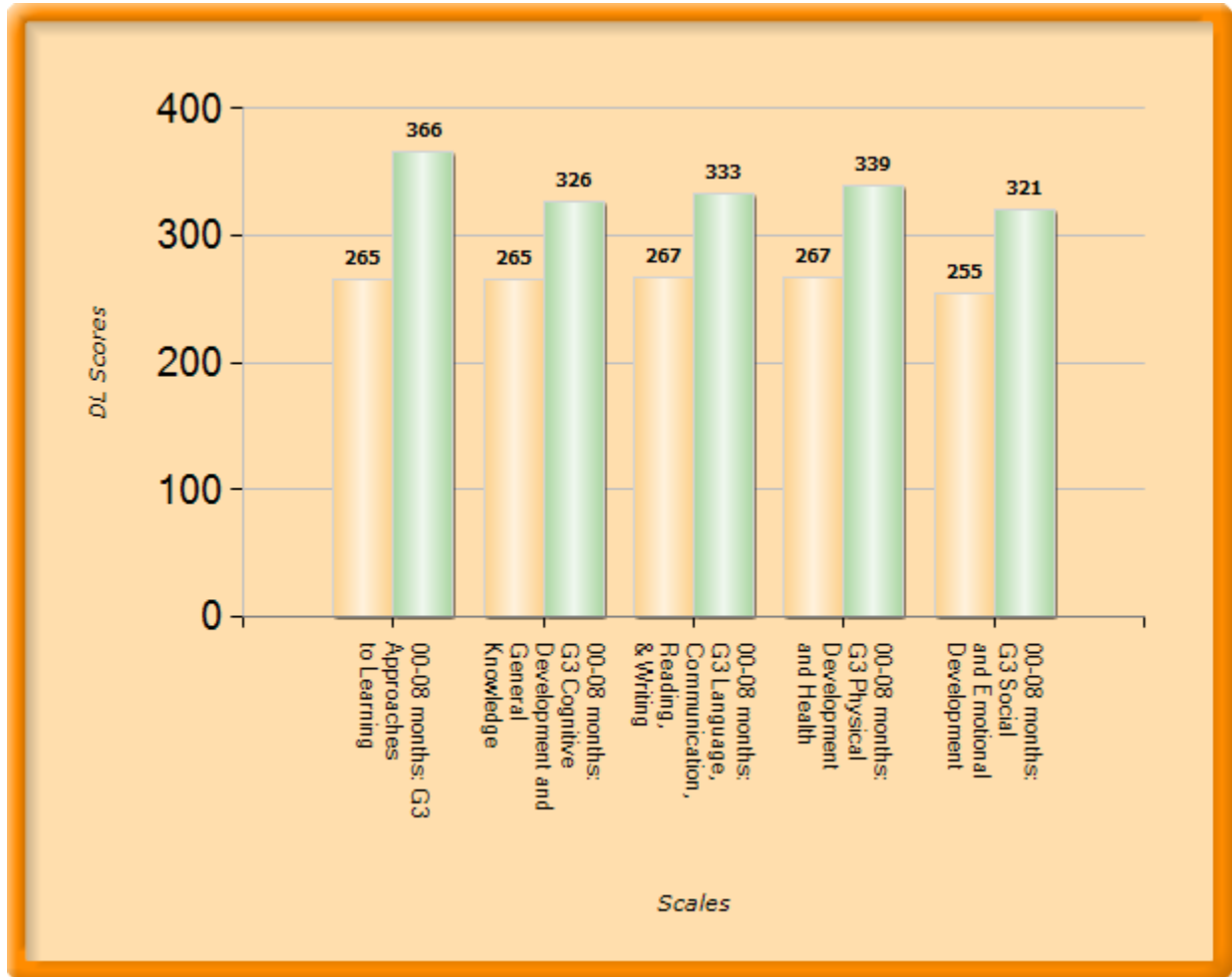


DL scores

		G3 Approaches to Learning	G3 Cognitive Development and General Knowledge	G3 Language, Communication, Reading & Writing	G3 Physical Development and Health	G3 Social and Emotional Development
<b>Period 1</b>	8/31/2020 10/30/2020	415	404	412	371	397
<b>Period 2</b>	6/1/2021 6/30/2021	525	486	509	494	476
<b>DL Gain</b>		<b>110</b>	<b>82</b>	<b>97</b>	<b>123</b>	<b>79</b>

# Early Head Start CCP

0 - 8 months

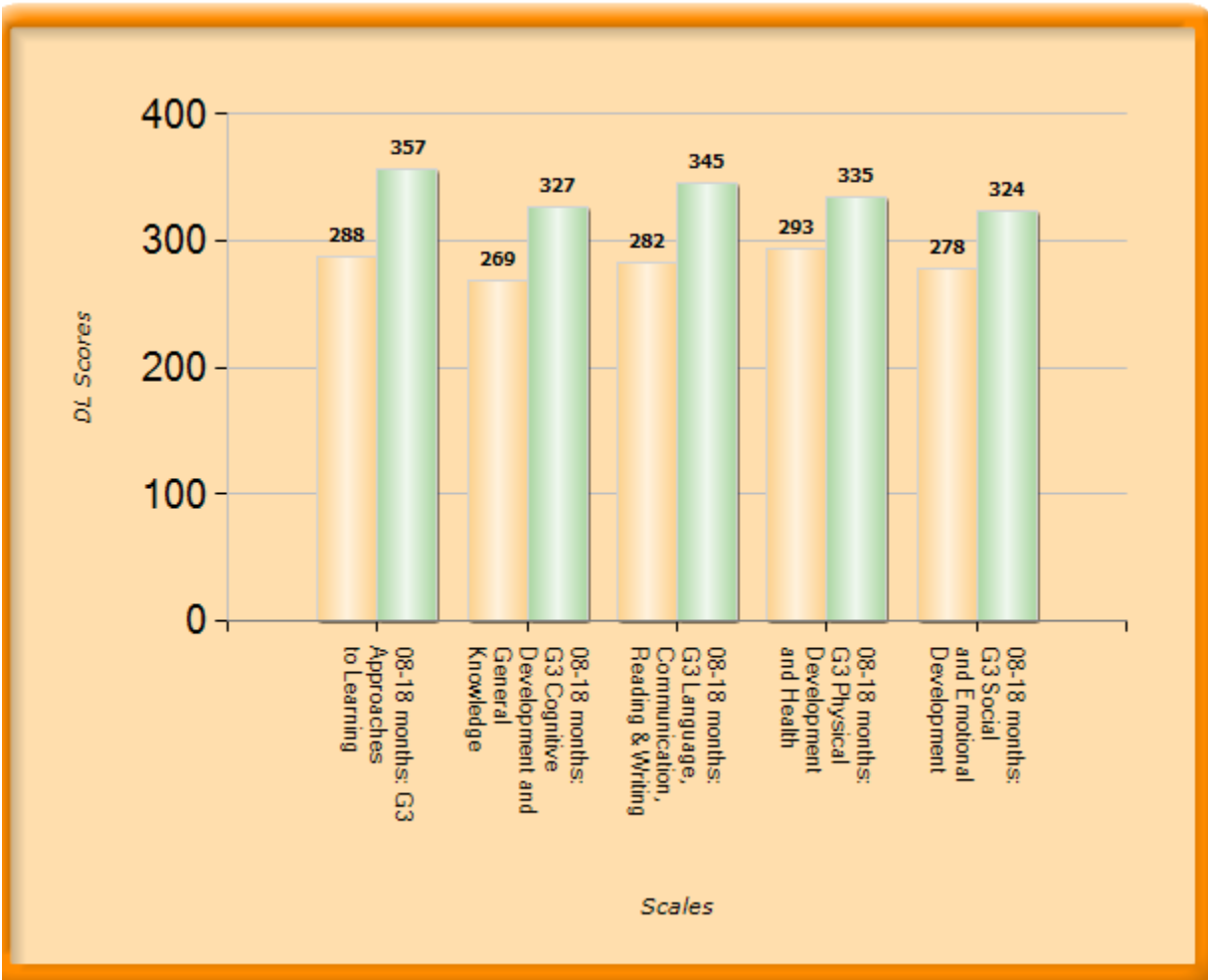


DL scores

		G3 Approaches to Learning	G3 Cognitive Development and General Knowledge	G3 Language, Communication, Reading, & Writing	G3 Physical Development and Health	G3 Social and Emotional Development
<b>Period 1</b>	8/31/2020 10/30/2020	265	265	267	267	255
<b>Period 2</b>	6/1/2021 6/30/2021	366	326	333	339	321
<b>DL Gain</b>		<b>101</b>	<b>61</b>	<b>66</b>	<b>72</b>	<b>66</b>

## Early Head Start CCP

8 - 18 months

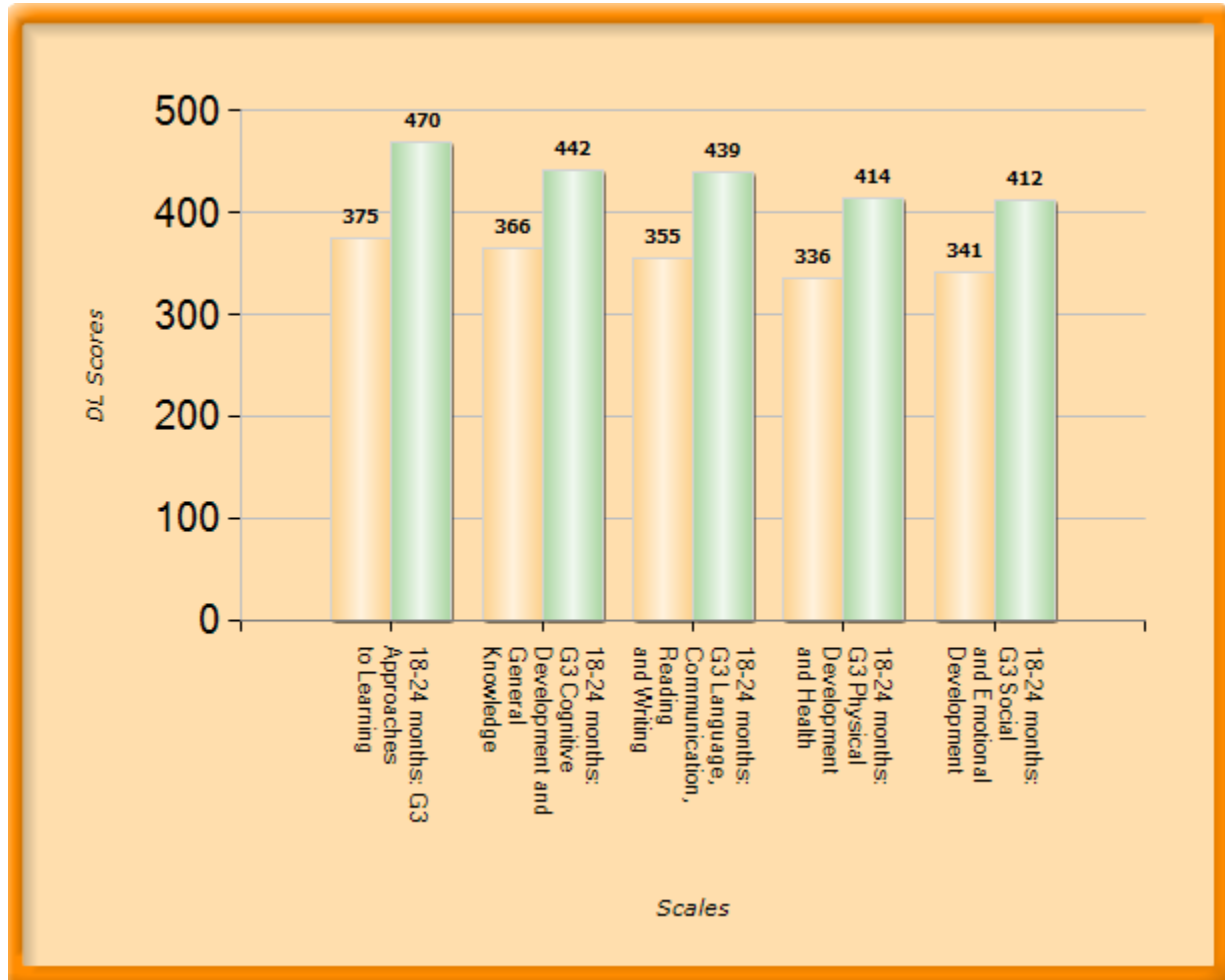


DL scores

		G3 Approaches to Learning	G3 Cognitive Development and General Knowledge	G3 Language, Communication, Reading & Writing	G3 Physical Development and Health	G3 Social and Emotional Development
<b>Period 1</b>	8/31/2020 10/30/2020	288	269	282	293	278
<b>Period 2</b>	6/1/2021 6/30/2021	357	327	345	335	324
<b>DL Gain</b>		<b>69</b>	<b>58</b>	<b>63</b>	<b>42</b>	<b>46</b>

## Early Head Start CCP

18 - 24 months

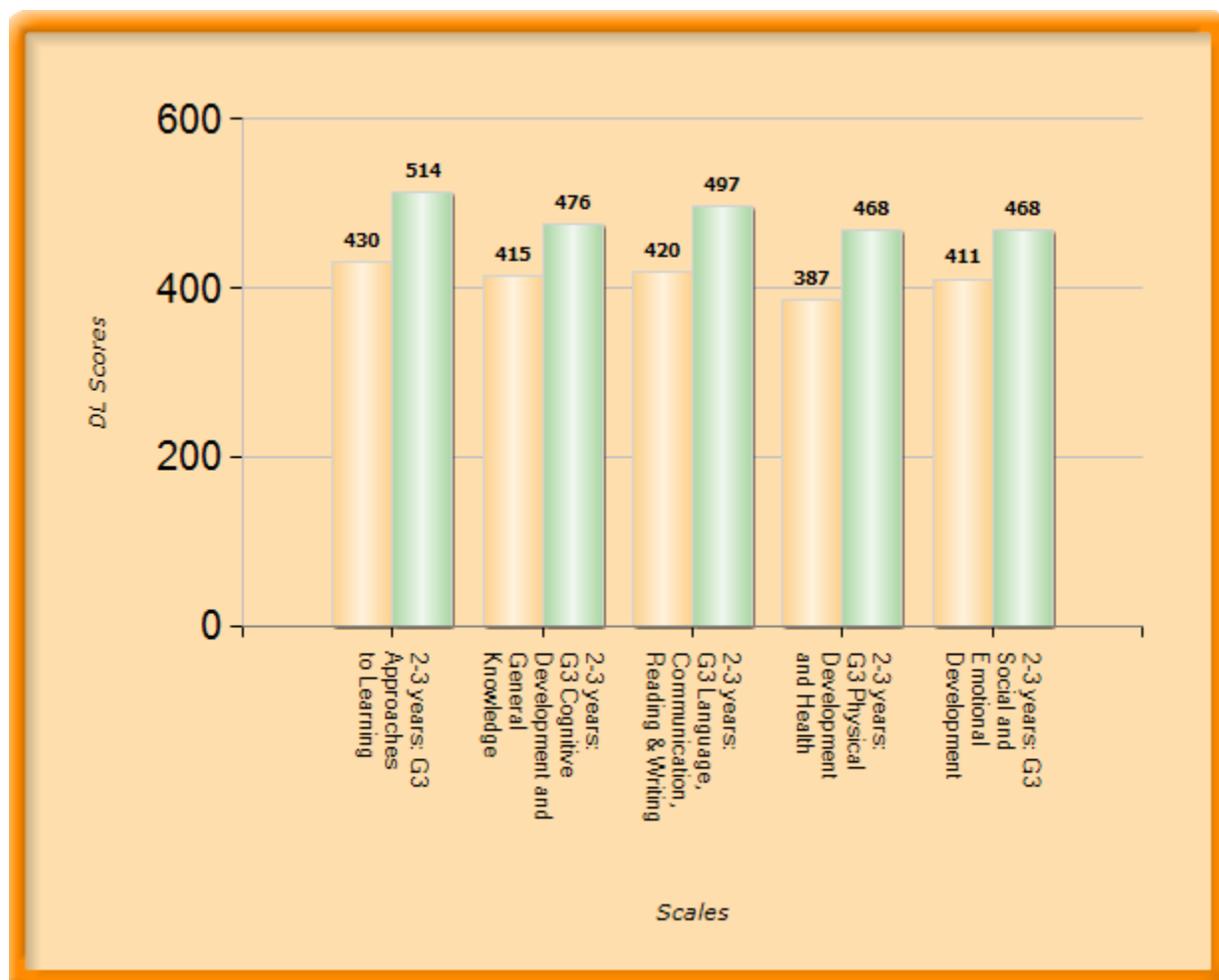


DL scores

		G3 Approaches to Learning	G3 Cognitive Development and General Knowledge	G3 Language, Communication, Reading and Writing	G3 Physical Development and Health	G3 Social and Emotional Development
<b>Period 1</b>	8/31/2020 10/30/2020	<u>375</u>	<u>366</u>	<u>355</u>	<u>336</u>	<u>341</u>
<b>Period 2</b>	6/1/2021 6/30/2021	<u>470</u>	<u>442</u>	<u>439</u>	<u>414</u>	<u>412</u>
DL Gain		95	76	84	78	71

# Early Head Start CCP

2 – 3year old

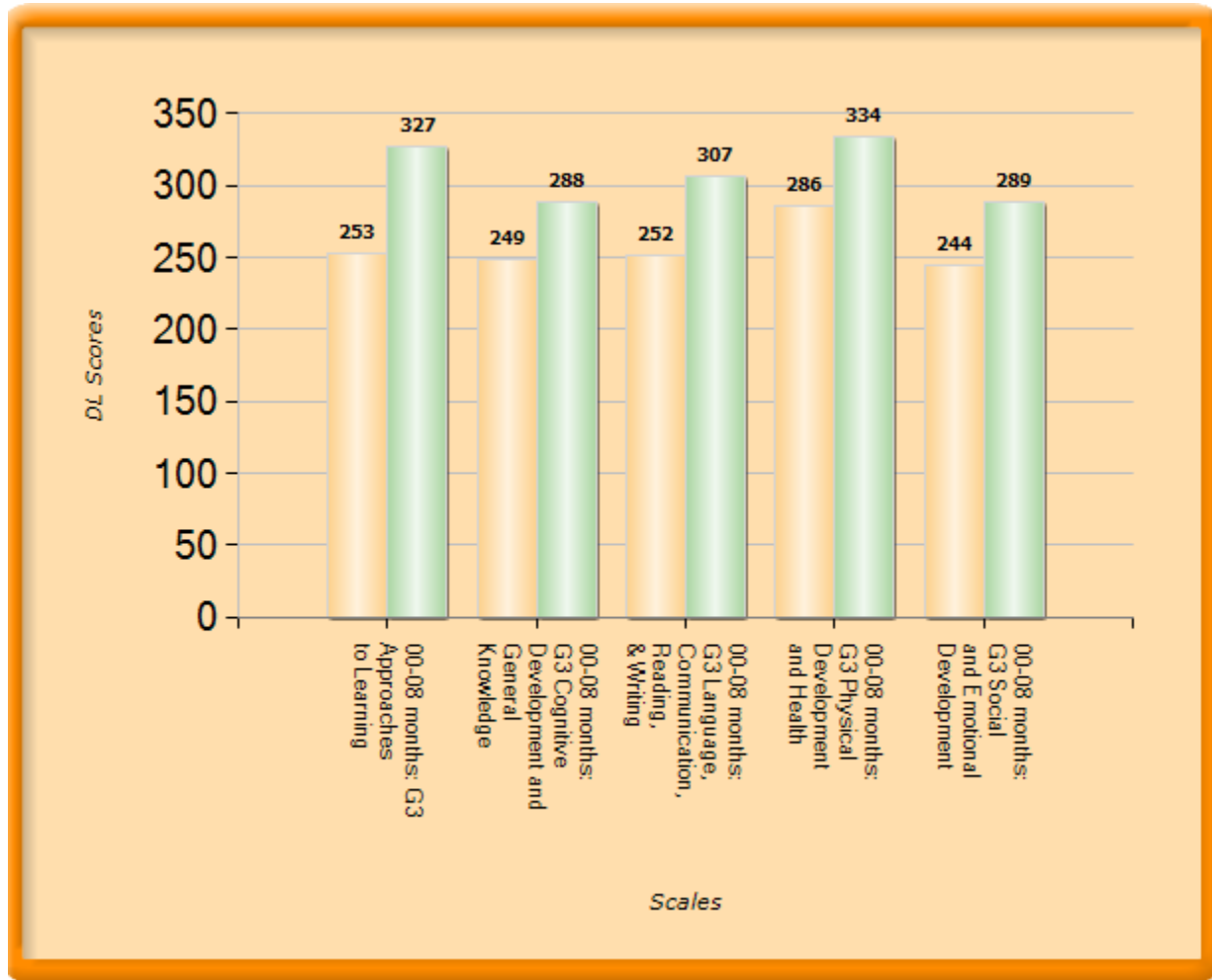


DL scores

		G3 Approaches to Learning	G3 Cognitive Development and General Knowledge	G3 Language, Communication, Reading & Writing	G3 Physical Development and Health	G3 Social and Emotional Development
<b>Period 1</b>	8/31/2020 10/30/2020	430	415	420	387	411
<b>Period 2</b>	6/1/2021 6/30/2021	514	476	497	468	468
<b>DL Gain</b>		<b>84</b>	<b>61</b>	<b>77</b>	<b>81</b>	<b>57</b>

## Early Head Start Expansion & CCP

0 - 8 months



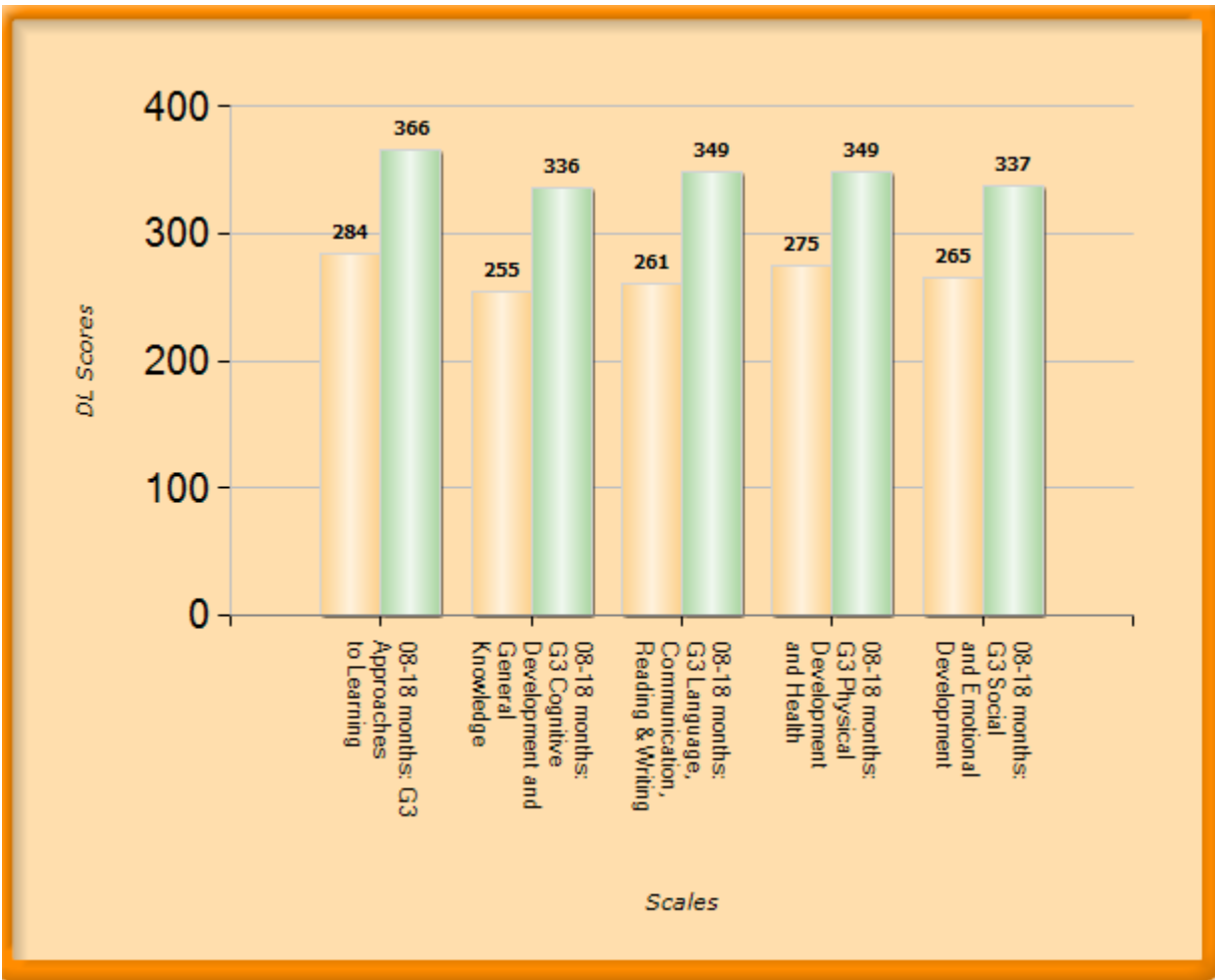
DL scores

		G3 Approaches to Learning	G3 Cognitive Development and General Knowledge	G3 Language, Communication, Reading, & Writing	G3 Physical Development and Health	G3 Social and Emotional Development
<b>Period 1</b>	8/31/2020 10/30/2020	253	249	252	286	244
<b>Period 2</b>	6/1/2021 6/30/2021	327	288	307	334	289
<b>DL Gain</b>		<b>74</b>	<b>39</b>	<b>55</b>	<b>48</b>	<b>45</b>



## Early Head Start Expansion & CCP

8 - 18 months

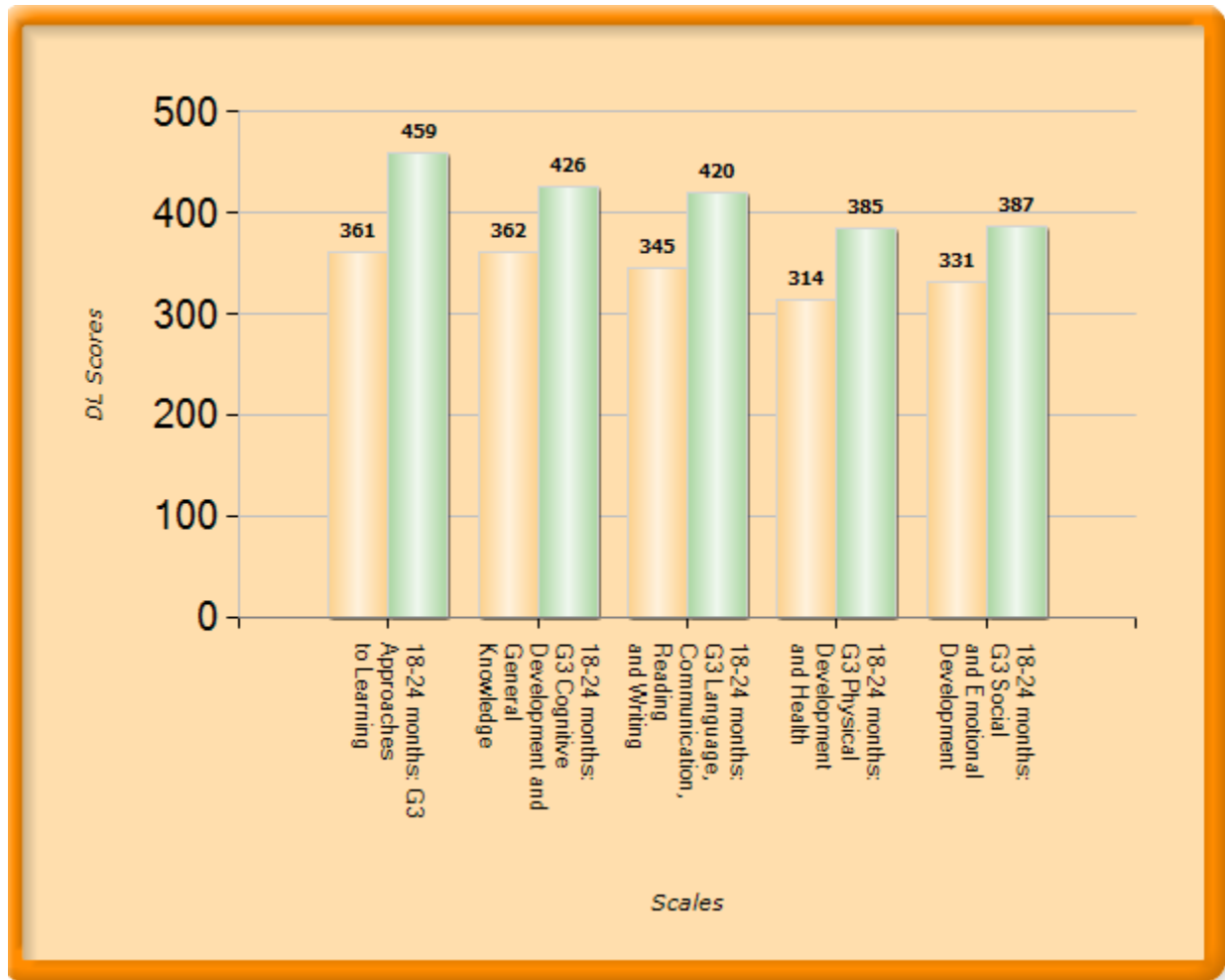


DL scores

		G3 Approaches to Learning	G3 Cognitive Development and General Knowledge	G3 Language, Communication, Reading & Writing	G3 Physical Development and Health	G3 Social and Emotional Development
<b>Period 1</b>	8/31/2020 10/30/2020	284	255	261	275	265
<b>Period 2</b>	6/1/2021 6/30/2021	366	336	349	349	337
<b>DL Gain</b>		<b>82</b>	<b>81</b>	<b>88</b>	<b>74</b>	<b>72</b>

## Early Head Start Expansion & CCP

18 - 24 months

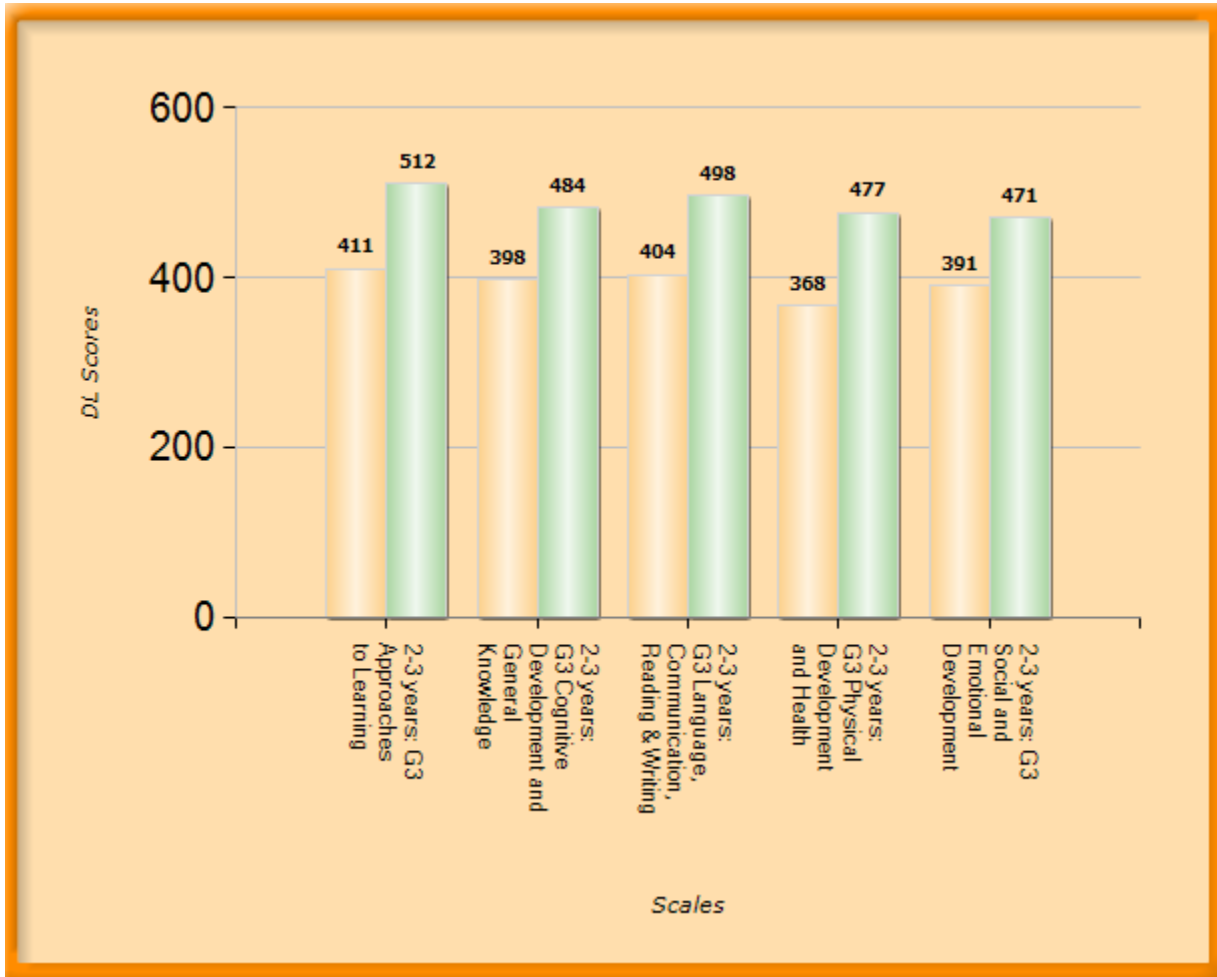


DL scores

		G3 Approaches to Learning	G3 Cognitive Development and General Knowledge	G3 Language, Communication, Reading and Writing	G3 Physical Development and Health	G3 Social and Emotional Development
<b>Period 1</b>	8/31/2020 10/30/2020	361	362	345	314	331
<b>Period 2</b>	6/1/2021 6/30/2021	459	426	420	385	387
<b>DL Gain</b>		<b>98</b>	<b>64</b>	<b>75</b>	<b>71</b>	<b>56</b>

## Early Head Start Expansion CCP

2 – 3 year-old



DL scores

		G3 Approaches to Learning	G3 Cognitive Development and General Knowledge	G3 Language, Communication, Reading & Writing	G3 Physical Development and Health	G3 Social and Emotional Development
<b>Period 1</b>	8/31/2020 10/30/2020	411	398	404	368	391
<b>Period 2</b>	6/1/2021 6/30/2021	512	484	498	477	471
<b>DL Gain</b>		101	86	94	109	80



## Family & Community Engagement

Family Assessments measure the family outcomes based on the Parent Family and Community Engagement Framework (PFCE) as per HSPPS 1302.52. The family assessment is conducted twice within the school year; first, during the first 45 days of enrollment and second, at the end of the school year. The final assessment, completed at the end of the year, is analyzed to measure family engagement outcomes in terms of gains and losses, which leads the program to determine the effectiveness of family engagement strategies and support services.

(Source: Focus Area Two: Monitoring and Implementing Quality Family and Community Engagement Services, March 2018-Miami-Dade County Head Start Early Head Start Program)

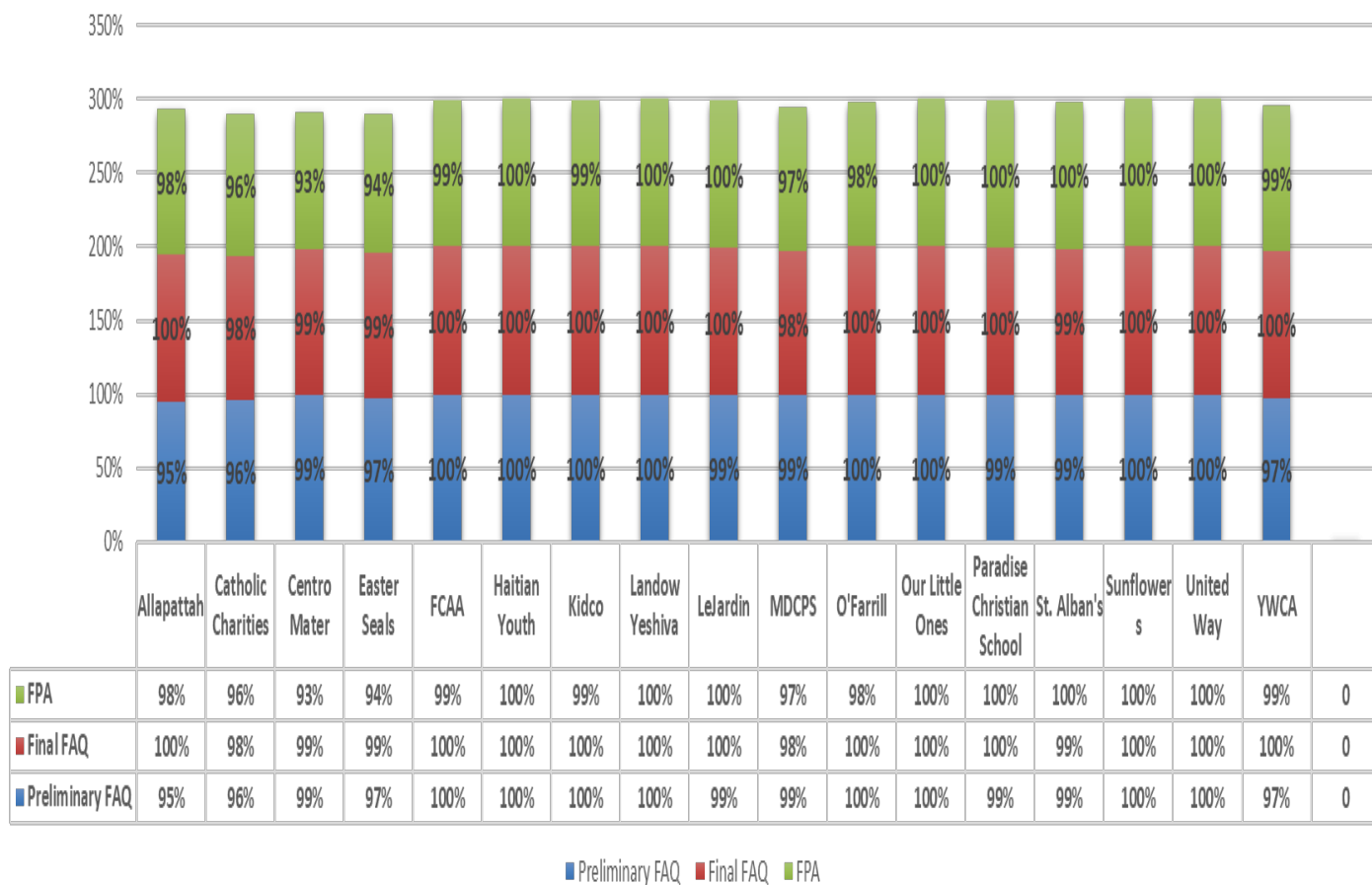
Furthermore, assessment data received from the Family Assessment Questionnaires (FAQs) are reviewed with families and staff partner with families to assist them in the goal setting process which is completed within the first 45 days of program enrollment.

## FAMILY ENGAGEMENT SERVICES

### 2020-2021 CLOSEOUT

#### FAMILY ASSESSMENT QUESTIONNAIRES (FAQs) COMPLETION %

#### FAMILY PARTNERSHIP AGREEMENTS (FPAs) COMPLETION %



**\*Data outlined in the graph was generated from the ChildPlus 4220- Family Outcomes Assessment- Completion Status and ChildPlus FPA102 Reports as of 6/10/21. This data reflects the closeout of Head Start services.**

## Child Mental Health and Social and Emotional Well Being Board and Policy Council Report June 2021

In an effort to continue to build program capacity, and to further meet the established program goal of increasing model classrooms across the program in the area of social and emotional development, the Teaching Pyramid Observation Tool (TPOT) Reliability and Coaching Training was conducted in June. The training was offered to preschool certified train the trainers who provide direct support to teachers and parents. This credential was obtained by 13 of 14 participants and will assist in the implementation of Pyramid Model practices to fidelity and further strengthen classroom practices.

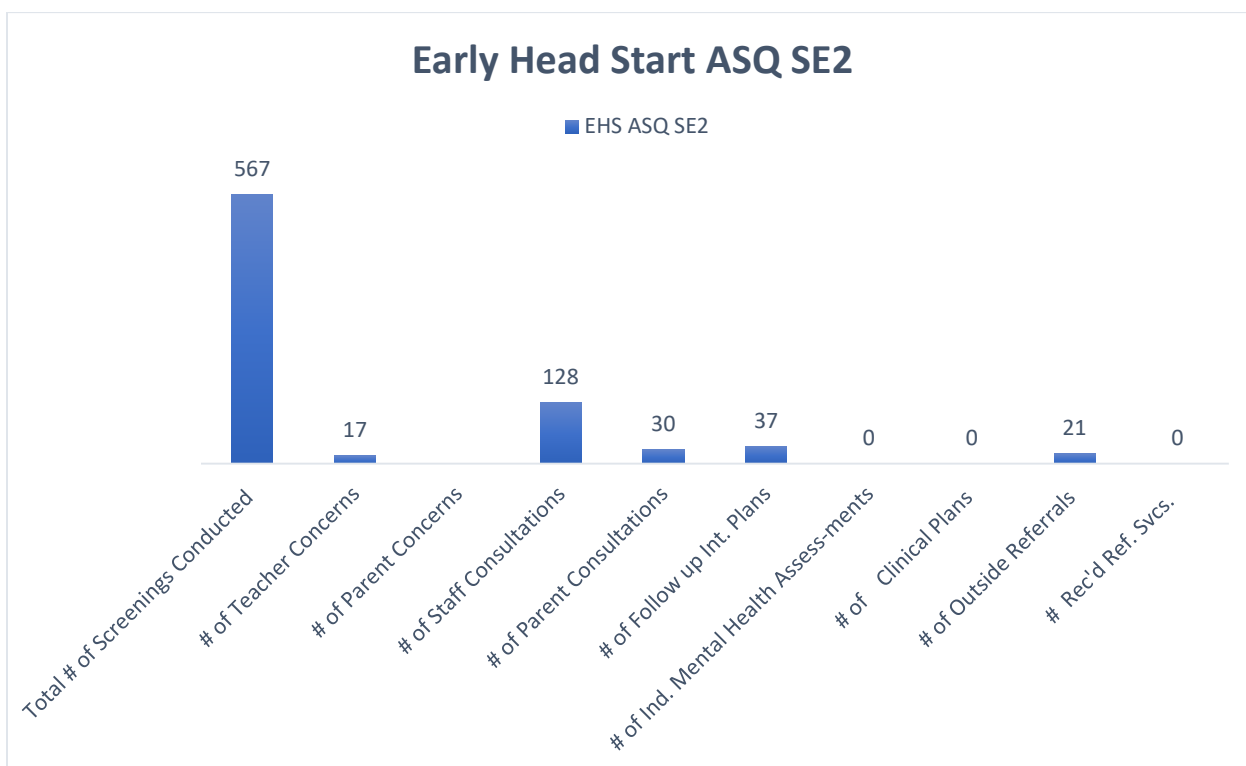
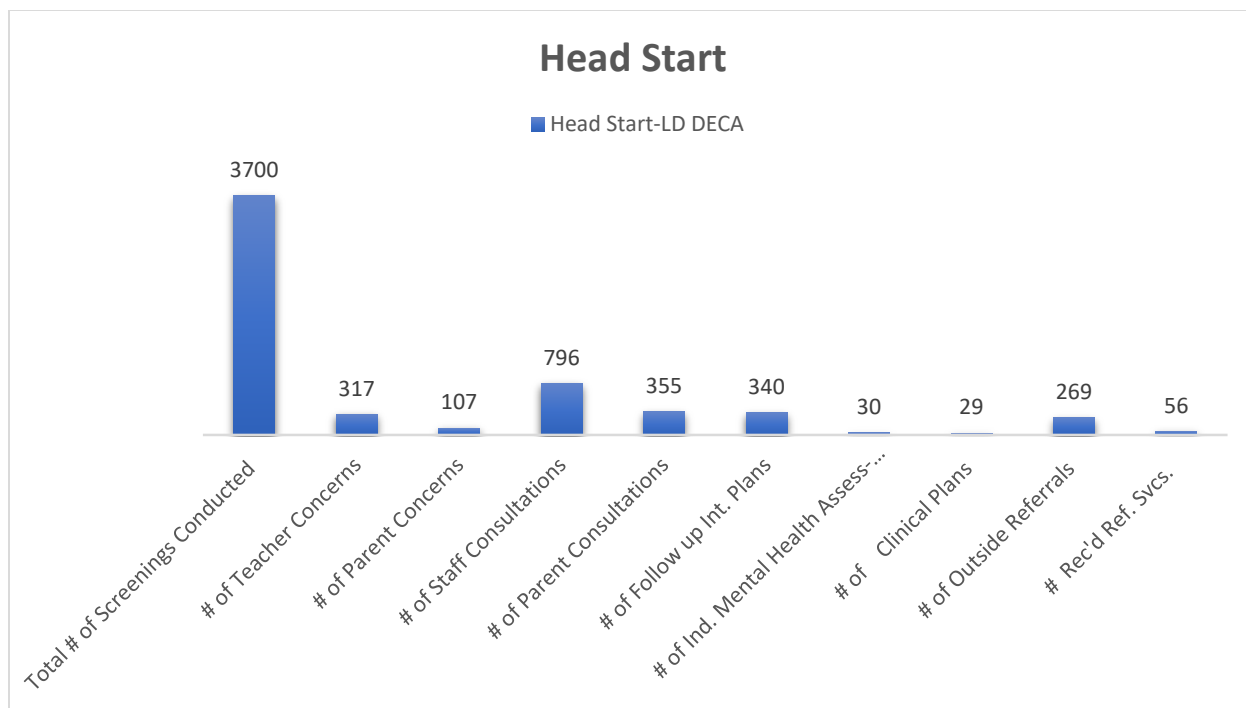
As the program year concluded for Head Start, the Program Information Report technical assistance sessions were conducted with delegate and partner agencies during the month. Follow up was conducted to ensure the development and implementation of a summer plan in consultation with teachers and parents for children with concerns. Summer educational resources, which were provided by the grantee, were shared and discussed with all parents of children with continued concerns and included referrals and transition information in collaboration with team members. The preliminary PIR process was also conducted for Early Head Start and the final process will be completed in August.

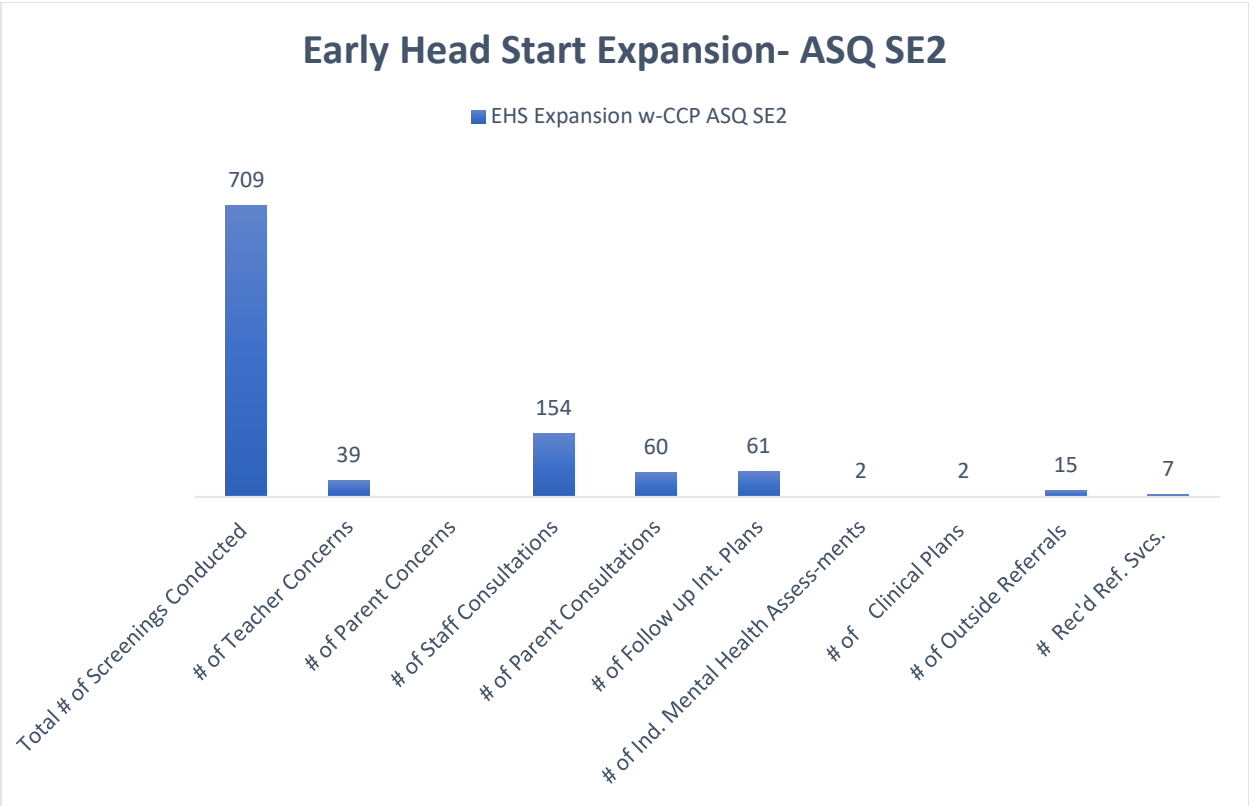
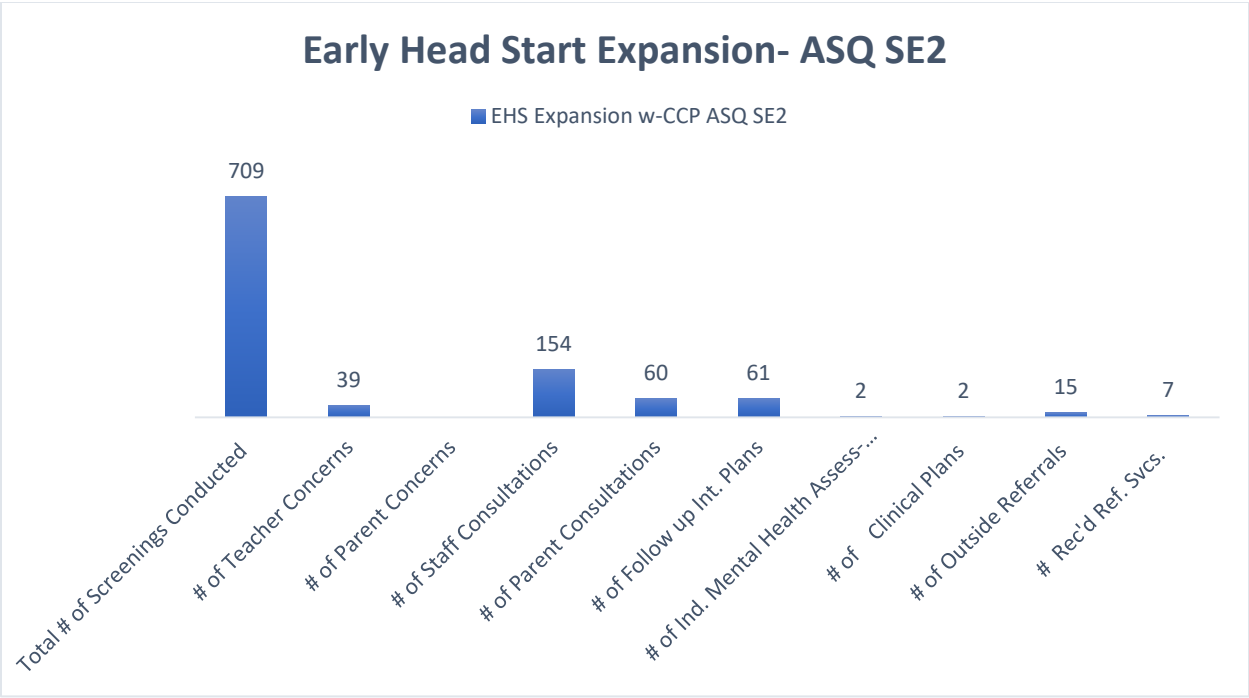
Mental health service area team members assisted and participated in the Focus Area 1 Virtual Monitoring review which was conducted during the week of June 22<sup>nd</sup>. The planning process for the 2021-22 program year also continued in collaboration with delegate and partner agencies and program leadership.

Other related activities for June are as follows:

The DECA and Ages and Stages initial screening and results data and consultation services provided by the program's licensed mental health professionals through June 30<sup>th</sup> for prevention, early intervention, assessments, clinical planning, referrals and follow up. Direct consultations with teachers and parents continued to be required. A review of the post assessment data reflected improvements for **79%** of Head Start children who were identified with initial DECA concern. The ASQ data is pending. See details which follow:

Child Mental Health and Social and Emotional Well Being Service Area Report June 2021		2020-21 Program YR	Total to Date
Preschool Pyramid Model for Positive Behavior Support Train the Trainer Certifications		9 (completed on 12-21-20)	129
Teaching Pyramid Observation Tool Reliability and Coaching Certification Training (Preschool)		13 of 14 (completed on 6-23-21)	13
Infant and Toddler Pyramid Model for Positive Behavior Support - Train the Trainer Certification Series		Module 3 training concluded on 3-24-21 (8 completed) and 5-12-21 (2 completed)	54
Grantee Trainings and Technical Assistance Sessions Provided/Attended		Trainings: 1 TA: 18-Att. 3	
Co-consultations with Agencies for Children with Concerns		0	
CMH TA Summary Reports, 7 Day Data Review and Corrections -QA Guidance to Agencies		18 PIR Validation Review and FU reports to agencies	
<input checked="" type="checkbox"/> Pre- Assessment DECA/ ASQ 45 Day Req.	<input checked="" type="checkbox"/> Mid Assessment DECA/ASQ/Consults/Plans/Ref	<input checked="" type="checkbox"/> Post Assessments DECA/ASQ/Consults/Plan/Ref	<input checked="" type="checkbox"/> Clinical Assessment for children non-responsive to Initial Plans
<input checked="" type="checkbox"/> 90 Day Cons.-Ind. Planning Req.	<input checked="" type="checkbox"/> Safety Plans	<input type="checkbox"/> 3015 MDT Review w-MHC	<input checked="" type="checkbox"/> Delegate LMHP Contracts
<input checked="" type="checkbox"/> Agency Monthly Reports Rev.	<input type="checkbox"/> Self-Assessment	<input type="checkbox"/> Quarterly Trainings	<input type="checkbox"/> Delegate Risk Assessments
<input type="checkbox"/> Community Part. Agreements FU	<input checked="" type="checkbox"/> Federal Review Preparation-Grant Planning	<input checked="" type="checkbox"/> FUIP Summer Plan	<input checked="" type="checkbox"/> Program Information Report (PIR)







**Child Care Food Program Meal Count Worksheet Delegate Sites**  
**Summer June 2021**

Delegate Sites	Number of HS Operating Days	Number of EHS Operating Days	Breakfast HS	Breakfast EHS	Total # of Breakfast Served	Lunch HS	Lunch EHS	Total # of Lunch Served	Snack HS	Snack EHS	Total # of Snack Served
Allapattah			0		0	0		0	0		0
Catholic Charities	15		7683		7683	7641		7641	7514		7514
Centro Mater	13	0	651	0	651	651	0	651	651	0	651
Easter Seals	0	0	0	0	0	0	0	0	0	0	0
Family Christian	13	0	1014	0	1014	1011	0	1011	934	0	934
Haitian Youth	0	0	0	0	0	0	0	0	0	0	0
Kidco	15	0	1214	0	1214	1209	0	1209	1171	0	1171
Landow	0	0	0	0	0	0	0	0	0	0	0
LeJardin	0	0	0	0	0	0	0	0	0	0	0
MDCPS	3	0	303	0	303	304	0	304	304	0	304
O'Farrill	0	0	0	0	0	0	0	0	0	0	0
Our Little Ones	3		122		122	122		122	100		100
Paradise Christian	0		0		0	0		0	0		0
St. Alban's	13		493		493	493		493	493		493
Sunflowers	0		0		0	0		0	0		0
United Way	0	0	0	0	0	0	0	0	0	0	0
YWCA	13	0	197	0	197	196	0	196	196	0	196
<b>Total Number</b>			<b>11677</b>	<b>0</b>	<b>11677</b>	<b>11627</b>	<b>0</b>	<b>11627</b>	<b>11363</b>	<b>0</b>	<b>11363</b>

**Child Care Food Program Meal Count Worksheet Delegate Sites**  
**June 2021**

Delegate Sites	Number of HS Operating Days	Number of EHS Operating Days	Breakfast HS	Breakfast EHS	Total # of Breakfast Served	Lunch HS	Lunch EHS	Total # of Lunch Served	Snack HS	Snack EHS	Total # of Snack Served
Allapattah	7		364		364	364		364	364		364
Catholic Charities	7		5195		5195	5196		5196	5098		5098
Centro Mater	7	22	2912	611	3523	2942	611	3553	2860	611	3471
Easter Seals	7	22	1351	85	1436	1360	85	1445	1358	85	1443
Family Christian	7	22	1565	391	1956	1569	391	1960	1471	379	1850
Haitian Youth	7	22	853	419	1272	856	419	1275	856	419	1275
Kidco	7	22	804	544	1348	805	543	1348	787	534	1321
Landow	7	22	514	281	795	517	283	800	517	281	798
LeJardin	7	22	2153	0	2153	2193	0	2193	1976	0	1976
MDCPS	7	22	6116	2538	8654	6116	2541	8657	6116	2541	8657
O'Farrill	7	22	646	133	779	643	133	776	641	133	774
Our Little Ones	7		325		325	334		334	320		320
Paradise Christian	7		388		388	386		386	354		354
St. Alban's	7		551		551	550		550	550		550
Sunflowers	7		203		203	203		203	203		203
United Way	7	22	170	426	596	137	426	563	170	426	596
YWCA	7	22	517	391	908	520	387	907	490	352	842
<b>Total Number</b>			<b>24627</b>	<b>5819</b>	<b>30446</b>	<b>24691</b>	<b>5819</b>	<b>30510</b>	<b>24131</b>	<b>5761</b>	<b>29892</b>

**Child Care Food Program Meal Count Worksheet Early Head Start Child Care Partners  
June 2021**

<b>Child Care Partners</b>	<b>Funded Enrollment</b>	<b>Number of Operating Days</b>	<b>Total # of Breakfast</b>	<b>Total # of Lunch Served</b>	<b>Total # of Snack Served</b>
CCP Crystal Learning Center	32	22	330	330	330
CCP Decroly Center	48	22	761	761	761
CCP Bethany Child Center	24	22	423	423	423
CCP Memorial Temple	16	22	143	144	144
CCP Comm. Outreach	16	22	278	278	278
CCP Cambridge Academy	24	22	371	371	371
CCP Rising Star Academy	16	22	225	225	225
CCP St.Albans	48	22	766	767	767
CCP Shinning Light Childcare	16	22	310	310	310
<b>Total Number</b>			<b>3607</b>	<b>3609</b>	<b>3609</b>

**Child Care Food Program Meal Count Worksheet EHS - CCP Expansion  
June 2021**

<b>Child Care Partners</b>	<b>Funded Enrollment</b>	<b>Number of Operating Days</b>	<b>Total # of Breakfast Served</b>	<b>Total # of Lunch Served</b>	<b>Total # of Snack Served</b>
Bricks Early Learning Center INC	24	22	449	449	449
Cambridge Academy	24	22	346	346	346
Catholic Charities	120	22	1583	1585	1557
Centro Mater	104	22	338	341	336
Decroly Learning	24	22	387	387	387
Early Learning Center	32	22	404	402	400
FCAA	32	22	538	542	516
Haitian Youth	48	22	384	384	384
Haitian Youth Edison CRC	32	22	609	609	609
KIDCO	32	22	411	413	398
Landow	16	21	280	279	279
Paradise Christian	32	22	420	401	391
Sunflowers	24	22	367	367	367
YWCA	40	22	575	573	547
<b>Total Number</b>			<b>7091</b>	<b>7078</b>	<b>6966</b>

## Quality Assurance

The Quality Assurance unit completed content area monitoring in June for CCP 1 and CCP Expansion sites. Compliance scores are listed below in each area monitored by agency. Grantee CCP staff is currently working on developing Corrective Action Plans.

	Bethany	Bricks	Cambridge	Cambridge EXP	Community Outreach	Crystal
Education	100%	94%	94%	100%	88%	100%
Disability	60%	14%	30%	14%	33%	12%
Mental Health	68%	47%	27%	33%	40%	38%
ERSEA	100%	95%	83%	76%	95%	83%
FCE	100%	90%	71%	85%	85%	85%
Nutrition	87%	100%	100%	100%	87%	90%
Health	100%	95%	95%	100%	95%	91%

	Decroly EXP	Decroly	Early Learning Center	Memorial	Rising Star	Shining Light	St. Albans
Education	94%	88%	83%	100%	100%	100%	100%
Disability	0%	33%	58%	0%	22%	55%	33%
Mental Health	47%	55%	55%	27%	56%	29%	17%
ERSEA	86%	78%	81%	54%	86%	86%	77%
FCE	47%	45%	33%	47%	95%	90%	86%
Nutrition	80%	80%	83%	87%	100%	100%	100%
Health	95%	100%	61%	90%	91%	91%	100%



## **COMMUNITY ACTION AGENCY BOARD**

**DATE: MAY 6, 2021**

**AGENDA ITEM NUMBER: 4A9**

**AGENDA ITEM SUBJECT:** ACF-PI-HS-21-03 FY 2021 American Rescue Plan Funding Increase for Head Start Programs

**AGENDA ITEM TYPE: INFORMATIONAL**

**RECOMMENDATIONS: INFORMATIONAL**

Presented to the Head Start/Early Head Start Policy Council on May 6, 2021.

### **BACKGROUND/SUMMARY:**

The American Rescue Plan will allow all Head Start, Early Head Start, and Early Head Start Child Care Partnerships eligible to receive additional funds proportionally based on funded enrollment.

### **FUNDING SOURCE:**

U.S. Department of Health and Human Services

ACF Administration for Children and Families	U.S. DEPARTMENT OF HEALTH AND HUMAN SERVICES	
	1. Log No. ACF-PI-HS-21-03	2. Issuance Date: 05/04/2021
	3. Originating Office: Office of Head Start	
	4. Key Words: American Rescue Plan (ARP); Appropriations; Fiscal Year (FY) 2021; COVID-19	

## PROGRAM INSTRUCTION

**TO:** Head Start and Early Head Start Grantees and Delegate Agencies

**SUBJECT:** FY 2021 American Rescue Plan Funding Increase for Head Start Programs

President Biden signed Public Law 117-2, the American Rescue Plan Act, 2021 (ARP), into law on March 11, 2021. The \$1.9 trillion American Rescue Plan includes \$1 billion for Head Start programs. All Head Start, Early Head Start, and Early Head Start-Child Care (EHS-CC) Partnership grantees are eligible to receive additional funds proportionally based on funded enrollment levels.

When combined with the \$750 million in the Coronavirus Aid, Relief, and Economic Security (CARES) Act and the \$250 million in supplemental funds in the Coronavirus Response and Relief Supplemental Appropriations (CRRSA) Act, the Head Start program has received a total of \$2 billion in additional funding to support staff, children, and families during this unprecedented time.

This Program Instruction (PI) provides examples of activities grantees can consider as they continue supporting children and families and investing in safe and high-quality early childhood learning opportunities for children. This PI also describes the application requirements for these funds.

### Use of Funding

The Office of Head Start (OHS) strongly encourages grantees to prioritize additional weeks of Head Start and Early Head Start programming with this funding, through summer programs or as extensions of the program year. At this time, Head Start programs are serving one-third fewer children than before the pandemic began. With ARP funding, programs have an opportunity to reach eligible children and families who did not enroll last year, or who did not engage in a full program year, due to the many uncertainties caused by the pandemic. Grantees are encouraged to prioritize programs for rising kindergartners, children with disabilities, children experiencing food or housing insecurity, children that were not able to receive any in-person services this year, or other areas determined by community needs.

Grantees do have flexibility to determine which one-time investments best support the needs of staff, children, and families, while adhering to federal, state, and local guidance. In making these determinations, grantees should consider how the use of the one-time funds could meet both short- and long-term needs and determine whether purchasing, leasing, or contracting for services is more prudent.

Other uses of funding include, but are not limited to, the following:

#### *Reach More Families*

- **Enrollment and recruitment.** Now is the time to focus on re-enrollment and enrolling new families. Programs can use funds to purchase services, materials, and technology to ramp up recruitment and enrollment efforts so that as a program you are able to enroll the eligible children and families in your community.
- **Additional weeks of Head Start or Early Head Start programming.** Extending the program year or offering summer programming to increase the time children and families receive services.

- **Family supports.** Addressing families' economic security by partnering with them on employment, education, and career goals. Investing in the development of partnerships with local community colleges, apprenticeship programs, and local employers committed to helping Head Start and Early Head Start families find meaningful employment and career tracks. Assessing families' nutritional, health, and wellness needs more frequently. Ensuring materials and resources are available in languages families understand.
- **Mental health support for children and families.** Employing additional family service workers and mental health consultants to assist families with adverse circumstances, including families who may be experiencing homelessness.
- **Provision of meals and snacks not reimbursed by the U.S. Department of Agriculture,** including purchasing kitchen equipment and supplies to support in-person meal service.
- **Transportation.** Hiring bus drivers and monitors to allow more trips with fewer children per bus. Purchasing buses and other vehicles that support continuity of program service and reaching families most in need of services, including families experiencing homelessness.
- **Partnerships to increase the inclusion of children with disabilities.** Providing more training for teachers and families and more support for families. Remodeling classrooms and playgrounds to be accessible.
- **Partnerships to increase the enrollment of children experiencing homelessness.** Partnering with local shelters and public schools to identify and serve children and families experiencing homelessness.
- **Addressing unique needs within their communities,** such as providing internet access to support extended learning.

#### *Get Facilities Ready for In-person Comprehensive Services*

- **Ventilation to reduce risk of indoor transmission and make facilities safer.** Installing new heating, ventilation, and air conditioning (HVAC) systems or other improvements, such as windows that can open with safety measures to prevent falls.
- **Outdoor learning and play.** Purchasing or enhancing outdoor learning spaces, including nature-based learning and outdoor classrooms. Creating play areas and landscape features that promote exploration and discovery in a natural environment, such as plantings, gardens, and "loose parts" (i.e., materials for construction and pretend play), rather than traditional play structures or playgrounds.
- **Cleaning supplies and services.** Purchasing necessary supplies or contracting services to clean and disinfect facilities and vehicles.
- **Renovations or other space modification.** Converting available space into classrooms, modifying current classroom designs with room dividers, or adding well-ventilated modular classrooms.
- **Additional space.** Renting additional classroom space, due to physical distancing, to increase opportunities for more children to return to in-person services. Contracting for slots with child care providers in center-based or family child care settings to deliver comprehensive services.
- **Other locally determined facility, staff, and equipment or partnership actions** that are necessary to safely resume and maintain full in-person program operations.

#### *Support Head Start Employees*

- **Planning sessions for staff.** Preparing for a return to in-person comprehensive services starts to ensure everyone has the knowledge, skills, and resources necessary to operate effectively. This funding can be used to invest in planning sessions to prepare for providing services now and in the summer and fall.
- **Staff wellness and mental health support.** Conducting employee wellness surveys or engaging in other data collection to better understand the needs of team members. Increasing access to mental health consultation and therapy services for staff, contracting with an Employee Assistance Program (EAP), and instituting a staff wellness program that includes activities such as mindfulness breaks and opportunity for self reflection.
- **Additional staff.** Hiring additional classroom staff to meet physical distancing requirements or reduce group size. Bringing in full-time floaters to reduce the need to bring in outside substitutes.
- **Professional learning and development for staff.** Providing professional learning experiences on key topics such as equity, diversity, inclusion, bias, economic mobility, trauma-skilled practices, and other topics.
- **Other personnel costs.** Offering fringe benefits and expanding sick leave.

- **Vaccine support.** Providing transportation assistance to vaccination sites and temporary coverage to allow absence from the workplace for vaccination. Offering paid time off, sick leave, or other paid leave for the time spent receiving vaccination and if staff members experience side effects post-vaccination.

Grantees should carefully plan to engage in activities that are one-time or temporary in nature but have a long-term impact. Additional funding cannot be made available to sustain ongoing, long-term, or permanent expenses. For any ongoing activities, grantees would be responsible for sustaining additional costs either within their existing operations budget or securing outside support to continue activities beyond what is allocated through this opportunity.

### **Application Requirements**

All Head Start, Early Head Start, and EHS-CC Partnership grantees are eligible to receive additional funds. Each grantee may apply for a proportionate amount of the \$1 billion based on their total funded enrollment. Funds will be made available through a supplemental application in the Head Start Enterprise System (HSES). The funds will be awarded as supplements to the HE, HA, and HN grants currently used for the \$250 million in CRSSA funds. Additional instructions will be forthcoming. Note that grantees will also be asked to report on the ARP funds in HSES, similar to the fall prior data collection.

### **Waiver of Non-Federal Match**

The COVID-19 pandemic is a national emergency seriously affecting economic conditions in communities throughout the U.S. The Head Start Act recognizes that lack of resources in a community adversely impacted by a major disaster may prevent Head Start grantees from providing all or a portion of their required non-federal contribution. OHS has determined that the widespread impact of the COVID-19 pandemic adversely impacts all Head Start grantees. Consequently, OHS will approve requests for waivers of non-federal match for the funds awarded from the ARP. To request a waiver of non-federal match, enter \$0 in SF-424A Section C of your application. No additional justification of the waiver is required. The issuance of a notice of award constitutes approval of the requested waiver.

### **Additional Information**

Additional information and materials related to the pandemic are available on the [COVID-19 and the Head Start Community](#) webpage on the Early Childhood Learning and Knowledge Center (ECLKC) website. This webpage continues to be updated on a regular basis.

Please direct any questions regarding this PI to your Regional Office.

Thank you for your work on behalf of children and families.

/ Dr. Bernadine Futrell /

Dr. Bernadine Futrell  
Director  
Office of Head Start



**DATE: JUNE 3, 2021**

**AGENDA ITEM NUMBER: 4A10**

**AGENDA ITEM SUBJECT:** ACF-PI-HS-21-04: Office of Head Start (OHS) Expectations for Head Start Programs in Program Year (PY) 2021–2022

**AGENDA ITEM TYPE: INFORMATIONAL**

**RECOMMENDATIONS: INFORMATIONAL**

Presented to the Head Start/Early Head Start Policy Council on June 3, 2021.

**BACKGROUND/SUMMARY:**

OHS expects programs to work toward full enrollment and full comprehensive services, contingent upon CDC guideline and state and local health department guidance. In September 2021, OHS will review monthly enrollment in the Head Start Enterprise System and discuss program plans for moving to full enrollment. Beginning January 2022, OHS will reinstate pre-pandemic practices for tracking and monitoring enrollment.

**FUNDING SOURCE:**

U.S. Department of Health and Human Services



**OFFICE OF HEAD START**

ACF Administration for Children and Families	U.S. DEPARTMENT OF HEALTH AND HUMAN SERVICES	
	1. Log No. ACF-PI-HS-21-04	2. Issuance Date: 05/20/2021
	3. Originating Office: Office of Head Start	
	4. Key Words: ERSEA; Recruitment; Selection; Enrollment; Virtual and Remote Services; In-person Services	

**PROGRAM INSTRUCTION**

**TO:** Head Start and Early Head Start Grantees and Delegate Agencies

**SUBJECT:** Office of Head Start (OHS) Expectations for Head Start Programs in Program Year (PY) 2021–2022

**INSTRUCTION:**

Since the onset of the COVID-19 pandemic, Head Start programs — inclusive of Head Start, Early Head Start, Migrant and Seasonal Head Start, American Indian and Alaska Native Head Start, and Early Head Start-Child Care Partnership programs — have faced unprecedented challenges. Beginning in spring 2020 and throughout PY 2020–2021, all of our directors, staff, and families have demonstrated resiliency, innovation, and perseverance. OHS has provided needed flexibilities and guidance that allowed programs to adapt services based on the changing health conditions in their communities. Now, as programs prepare for PY 2021–2022, OHS is providing updated guidance.

This Program Instruction (PI) outlines OHS's expectations for Head Start programs to begin working toward full enrollment and providing in-person comprehensive services for all enrolled children, regardless of program option. The PI also addresses whether virtual or remote services are an allowable, long-term, locally designed option (LDO).

By *virtual*, OHS means services for children provided through technology. *Remote* refers to services provided via the delivery of supports and resources, such as educational materials or food boxes.

**Operating Status and Enrollment**

OHS expects Head Start programs to provide comprehensive services in their approved program options beginning in PY 2021–2022, to the extent possible, as local health conditions allow.

OHS acknowledges programs are in different stages of fully returning to in-person services. Many programs continued to provide in-person services for children and families throughout the COVID-19 pandemic. These programs are expected to continue serving children in person, as local health conditions allow.

Other Head Start programs have been alternating between in-person services, virtual or remote services, or some combination of the two, due to community health conditions. These programs are expected to move to in-person services, as local health conditions allow.

OHS expects programs to work toward full enrollment and full comprehensive services, contingent upon U.S. Centers for Disease Control and Prevention (CDC) guidelines and state and local health department guidance and in consideration of local school districts' decisions.

In September 2021, OHS will begin reviewing monthly enrollment in the Head Start Enterprise System (HSES) and discuss program plans for moving to full enrollment. Programs should build toward full enrollment and provide comprehensive services for all enrolled children as soon as possible. Programs must communicate with their Regional Office and be able to demonstrate why they are unable to be fully enrolled or serve children in person in their approved programs options. All programs must have plans in place that allow for adaptation to changing guidance and to changes in community conditions, which may affect achieving full enrollment or cause programs to temporarily suspend in-person services.

Beginning January 2022, OHS will reinstate pre-pandemic practices for tracking and monitoring enrollment. OHS will also resume evaluating which programs enter into the Full Enrollment Initiative in January 2022. All programs will start fresh, including those participating in the Full Enrollment Initiative prior to the pandemic. Reported enrollment in January 2022 is the first month of enrollment that OHS will evaluate for the under-enrollment process.

### **Virtual and Remote Services**

Virtual and remote services for children are considered an interim strategy in the presence of an emergency or disaster and will not be approved as an LDO.

OHS has supported the implementation of virtual and remote services over the past 13 months. However, they are not an acceptable replacement for in-person comprehensive services. For PY 2021–2022, it is unallowable to have a program option run entirely by technology or delivering educational material, for example. OHS may still support some portion of services to continue remotely, as necessary.

OHS also recognizes that programs have discovered new virtual strategies for engaging families and reinforcing early learning and development at home. Innovations in virtual practice should be used as enhancements rather than substitutes for previously approved program options and service delivery.

Given their increased capacity to conduct virtual and remote services, programs may establish policies and procedures for temporary, weather-related virtual and remote services.

Head Start grantees have significant one-time funds and layered mitigation strategies available to support a return to in-person services. This includes access to the COVID-19 vaccine for adults.

### **Recruitment and Selection**

As grantees look to summer programming and PY 2021–2022, OHS expects programs to prioritize recruiting eligible children and families.

Almost one third of children served in Head Start programs before the pandemic — approximately 250,000 — have not received any services to date.

The pandemic has created and exacerbated long-standing disparities and inequities for families who have been marginalized for decades. The number of children and families in poverty has grown significantly. All grantees should update their community assessments to guide their intensive recruitment efforts and to ensure they are reaching families most in need of services. If a program determines that their pre-pandemic approved program option will not meet the needs of the community, they must submit an updated community assessment and request approval for a change in scope.

Programs should also revisit their established selection criteria based on findings from their updated community assessment. As always, programs must include specific efforts to actively locate and recruit all eligible children and, in particular, those whose

families are English language learners, experiencing homelessness, or affected by substance misuse, as well as children with disabilities and children in foster care.

The funds grantees have received from the Coronavirus Aid, Relief, and Economic Security (CARES) and Coronavirus Response and Relief Supplemental Appropriations (CRRSA) Acts, as well from the American Rescue Plan, can and should be used to support enhanced community partnerships and related recruitment efforts. Per OHS guidance in [ACF-PI-HS-21-03 FY 2021 American Rescue Plan Funding Increase for Head Start Programs](#), grantees have flexibility to determine which one-time investments best support the needs of staff, children, and families, while adhering to federal, state, and local guidance. This includes using funds to purchase services, materials, and technology to ramp up recruitment efforts, as well as to provide vaccine outreach and support as one layer of mitigation and protection for staff, children, and families.

Program planning for a full return to in-person services should include new and returning families at every step. Clear communication with families and regular invitations for input ensure Head Start services are most responsive to families, children, and the community.

#### **Additional Information**

OHS will support grantees through webinars and guidance as programs continue and return fully to in-person services. Additional resources and information are available on the [Early Childhood Learning and Knowledge Center \(ECLKC\)](#) website.

Please direct any questions regarding this PI to your Regional Office.

Thank you for your work on behalf of children and families.

/ Dr. Bernadine Futrell /

Dr. Bernadine Futrell  
Director  
Office of Head Start