



DEPARTMENT OF TRANSPORTATION AND PUBLIC WORKS

# MIDYEAR STATE OF THE SYSTEM SNAPSHOT 2023



## ON OUR WAY TO FINISHING STRONG!

Strong and successful public transit systems do much more than connect us to our destination – they connect us to good-paying jobs, our natural and built environment, and our community, while also minimizing pollution. That’s why working with our Department of Transportation and Public Works to strengthen our public transit system and expand mobility options has been a key priority for my administration, and I am pleased to report that we’re making significant progress at the midpoint of 2023.

With the recent implementation of the long-awaited Better Bus Network, a return to pre-pandemic service levels in many modes, and much more, there are many things to celebrate in this report. We’re strengthening our rails and buses and doubling down on bicycle and pedestrian safety. We continue advocating our Vision Zero goal to significantly reduce traffic fatalities and injuries, increasing safety in every corner of our county. Additionally, we are safeguarding our environment by getting electric buses on the road. With these developments, we’re making improvements to both service and quality of life. We’re on our way!

Kindest regards,

A handwritten signature in blue ink that reads "Daniella Levine Cava".

**Daniella Levine Cava**  
Mayor of Miami-Dade County



## MAKING PROGRESS, MOVING GOALS

There are many great things happening in the Miami-Dade County Department of Transportation and Public Works (DTPW), from implementing the Better Bus Network to being 60% complete on our South Dade TransitWay to electrifying our bus fleet and so much more. This year alone, DTPW has been recognized locally and nationally for its excellence in leadership, safety, and financial reporting. The following is a midyear snapshot of the state of the system with comparisons to the same point last year and also to national standards and similar agencies. Midyear performance creates the momentum to finish the year strong.

Our performance metrics in Metrobus, Metrorail, Metromover, paratransit services and VisionZero encourage improvement and establish accountability. The following information will also be helpful in understanding the progress we have made as a department and community. With strong elected leaders and an engaged citizenry, we have the support to get closer each day to our lofty vision of being the world’s best provider of transportation options.

With gratitude and admiration,

A handwritten signature in blue ink that reads "Eulois Cleckley".

**Eulois Cleckley**  
DTPW Director and CEO

# SHIFT 305

THE WAY WE APPROACH MOBILITY IS CHANGING

AN INITIATIVE TO REVITALIZE MIAMI-DADE'S TRANSPORTATION SYSTEM BY 2025 WHICH ENCOMPASSES FOUR GOALS: SAFE, CLEAN, EFFICIENT AND CONNECTED.



SAFER

DTPW is committed to promoting a culture of safety and security by making Miami-Dade streets, paths and transportation services accessible to all and driven by data to ensure the highest quality of service.



CLEANER

DTPW is committed to providing transportation in Miami-Dade County that is resilient to climate impacts now and sustainable for future generations.



EFFICIENT

DTPW is committed to utilize Miami-Dade County's street space, data and operations to minimize travel time and cost, and to maximize quality of life.



CONNECTED

DTPW is committed to providing Miami-Dade residents, workers and visitors a transportation network that allows them to readily get to the places they choose to work, play and learn.

## MIAMI-DADE TRANSIT DAILY RIDERSHIP

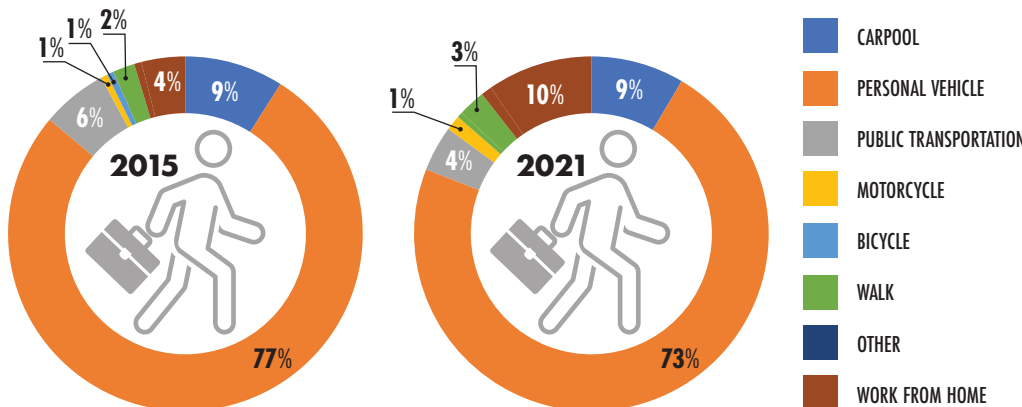
Miami-Dade Transit ridership reached **245,700** average weekday riders\* - a **101%** recovery on all four modes combined from June 2019 (Pre-Covid) with June 2023.

### MIAMI-DADE PREVALENCE TRANSPORTATION MODALITIES

AVERAGE WEEKDAY	JUNE 2019	JUNE 2020	JUNE 2023*	23 VS 20	RECOVERED FROM 2019
BUS	152,277	81,597	174,000	113%	114%
RAIL	58,178	22,889	43,325	89%	74%
MOVER	28,061	7,300	23,645	224%	84%
STS	5,935	2,248	4,730	110%	80%
ALL MODES	244,451	114,034	245,700	115%	101%

\* June 2023 bus ridership estimated.

## MEANS OF TRANSPORTATION TO WORK



Miami-Dade County:  
 Persons Per Household .... **2.95**  
 Vehicles Per Household ... **3.13**  
 Poverty Rate ..... **15%**

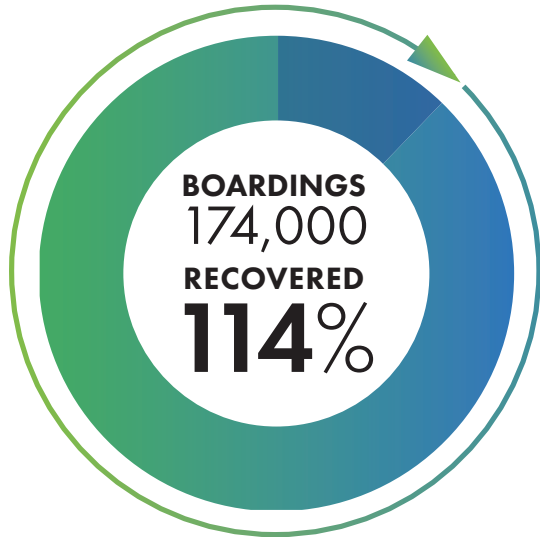
**Note:**  
 Means of Transportation Data and Vehicles per Household Data Source: 2015 American Community Survey  
 Persons Per Household and Poverty Rate Source: 2020 Census.



# METROBUS

## SYSTEM PERFORMANCE METRICS

### DAILY BOARDINGS from June 2019 to June 2023\*



## SYSTEM SUMMARY

- 101 bus routes.
- Over 830 buses.
  - 635 peak vehicles operated by DTPW.
  - 66 on contracted services.
  - 69 emission-free electric buses currently in operation.
- 32.6 million traveled miles annually.
- Seven express routes.
- Over 2,900 park and ride parking spaces.
- A two-lane, 22-mile-long exclusive bus TransitWay.

## CURRENT AND PLANNED ENHANCEMENTS

- Better Bus SHIFTS into Gear: bus network redesign based on community input and a data-driven process.
  - Phase 1 implemented July 2023.
  - Phase 2 completing the redesign, to be implemented November 2023.

\* June 2023 bus ridership estimated.



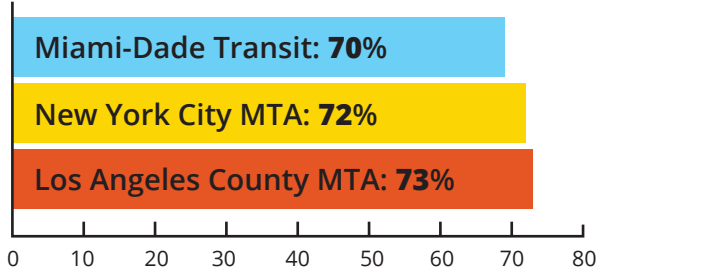
Miami-Dade County will soon operate the largest Zero-Emissions electric bus fleet among public transportation agencies in the country.



## ON-TIME PERFORMANCE ▶

JANUARY 2023	JUNE 2023
<b>66.7%</b>	<b>70%</b>

## VS COMPARABLE SYSTEMS IN JUNE 2023



## THE BUS PASSENGER SHELTER PROGRAM

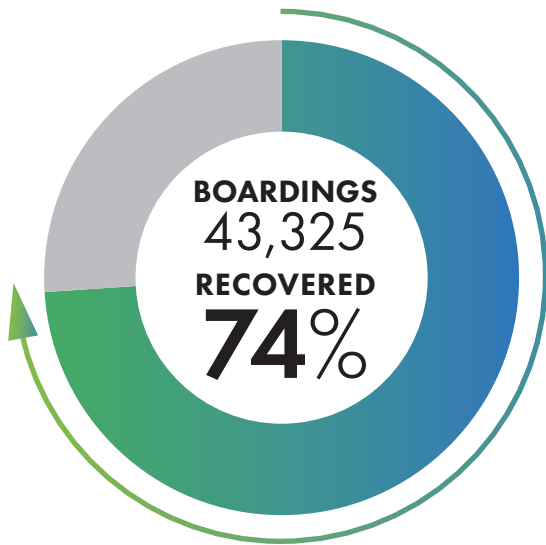
- Completed installation of 323 new bus shelters and 676 bicycle racks.
- Renovation of the existing 1,031 passenger shelters. Approx. 20% completed as of June 2023.
- South Dade TransitWay in continuous progress:
  - Construction more than 60% complete.
  - The BRT stations and SW 168th Street Park and Ride Garage have gone vertical.
  - First pilot electric bus expected onsite December 2023
  - Final completion anticipated for 2024.
- Leveraged technologies to improve estimated time of arrivals (ETAs).

# METRORAIL

## SYSTEM PERFORMANCE METRICS

### DAILY BOARDINGS

from June 2019 to June 2023



## SYSTEM SUMMARY

- 24.8 miles of dual track.
- 23 Metrorail stations.
- 136 Metrorail cars; fleet replaced starting 2017.
- 9,581 Park and Ride spaces.

## CURRENT AND PLANNED ENHANCEMENTS

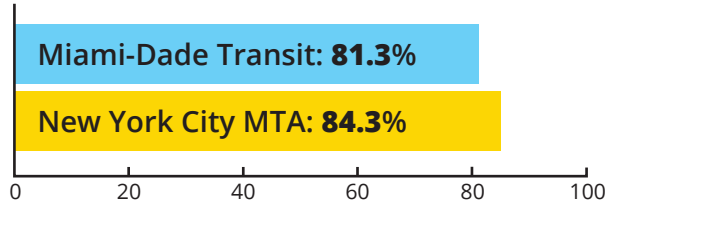
- North Corridor: Expediting design and coordination with FDOT.
- Working overnight hours and weekends installing new rail fasteners to improve safety - 5,500 fasteners installed thus far.
- Ongoing inspections at all stations to innovate vital improvements for enhanced user experience.
- Working closely with contractor on escalators and elevators major repairs and daily operations.
- Sustained an average repair time of 110 mins for elevators and escalators, excluding units requiring major refurbishment.



## ON-TIME PERFORMANCE

JANUARY 2023	MAY 2023
<b>80.2%</b>	<b>81.3%</b>

## VS COMPARABLE SYSTEMS IN MAY 2023



## NEW PLATFORM SCREENS



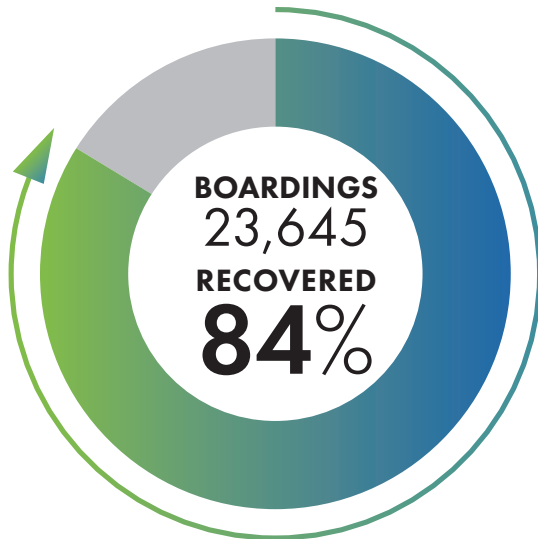
- In 2022, a total of 90 new, state-of-the-art platform screens displays were installed at all 22 Metrorail stations from Palmetto to Dadeland South.
- The new, easy-to-read screens use bright colors to highlight important information such as next train arrival times, transit alerts, and more.

# METROMOVER

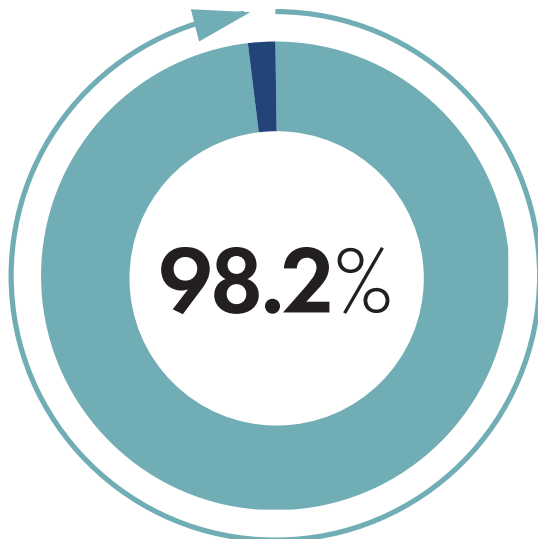
## SYSTEM PERFORMANCE METRICS

### DAILY BOARDINGS

from June 2019 to June 2023



### SERVICE DELIVERED IN JUNE 2023



### SYSTEM SUMMARY

- 4.4 miles of track.
- 21 Metromover stations.
- 29 Metromover cars; Fleet replaced 2008.



Miami-Dade County is investing \$150 million from The People's Transportation Plan (PTP) and Federal Transit Administration (FTA) to upgrade Metromover and improve system reliability, reduce wait times, get riders to their destination quicker, and increase route flexibility to provide greater service.



### CURRENT AND PLANNED ENHANCEMENTS

- Metromover Upgrade Project:
  - Design work began May 2021.
  - Construction began July 2022.
  - Project slated to be completed by 2025.
  - Project is 40% complete as of June 2023.
  - 25 switches being refurbished.
  - New control and data system being installed to improve safety, reliability and flexibility.

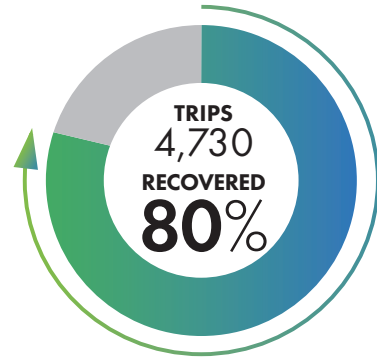



# PARATRANSIT

## SYSTEM PERFORMANCE METRICS

### DAILY BOARDINGS

from June 2019 to June 2023



## SYSTEM SUMMARY

- Service 24 hrs a day 7 days a week including holidays.
- 40,573 registered certified clients.
- Door-to-door service throughout Miami-Dade County.
- Free fares for STS EASY Card holders on fixed route service (Metrobus and Metrorail).
- Average of 5,000 weekday trips and 1,900 weekend trips.

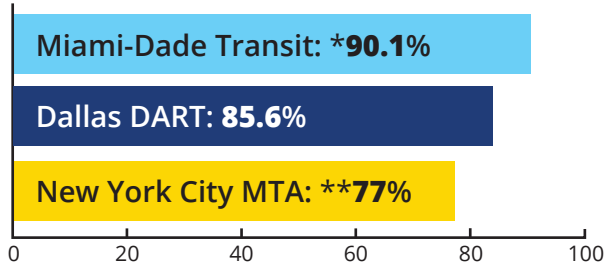
## ENHANCEMENTS LAUNCHED ON APRIL 2023

- Extended service hours for trip reservations: 6 a.m. – 6 p.m.
- Stand-by vehicles added to minimize service delays during peak times.
- Personnel added to monitor service and minimize delays.
- Negotiated pickup times: the ADA allows scheduling flexibility up to one hour before or after the requested time to improve operational efficiencies.

## ON-TIME PERFORMANCE

JANUARY 2023	JUNE 2023
<b>83.3%</b>	<b>91.2%</b>

## VS COMPARABLE SYSTEMS IN MAY 2023



\* As per contract, minimum required OTP is 87%.  
\*\* Primary provider pick-ups within 15 mins. of schedule.

# VISION ZERO

## STATISTICS AND METRICS

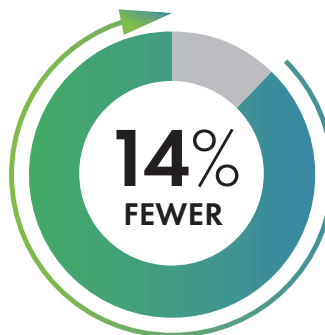


- Bike lanes constructed in 2023: 7.4 miles. Current total: 19.4 miles.
- Framework Plan being updated with crash data from 2018-2022.
  - County-wide, 7,314 fatal and serious during this 5-year period
  - 2,505 (34%) of these crashes on County/Municipal roads.
- The 2023 Vision Zero Action Plan further refines the High Injury Network (HIN) to 40 priority corridors that account for approximately 31% of the 2,505 crashes in 1.2% of the total County/Municipal road centerline miles.
  - 77.5% of these HIN corridors are in equity areas.

## SUMMARY

- Miami-Dade County's commitment to reducing all traffic fatalities and severe injuries to zero while increasing safe, equitable, and healthy mobility for all.
- A systematic approach to implementing safety countermeasures and policies to reduce - with the goal of ultimately eliminating - fatalities and serious injuries related to mobility in Miami-Dade County by 2040.

## CRASHES IN MIAMI-DADE COUNTY



JAN - MAY 2022  
177 FATALITIES

JAN - MAY 2023  
153 FATALITIES

## CURRENT AND PLANNED ENHANCEMENTS

- Top 100 Safety Priority Locations:
  - In 2022, a report was provided to FDOT analyzing 45 locations on State roads.
- DTPW is focused on funding and advancing the design of safety countermeasures on 55 locations in County/Municipal roads.



**MIAMI-DADE DEPARTMENT  
OF TRANSPORTATION  
AND PUBLIC WORKS**

701 N.W. 1 CT SUITE 1700  
MIAMI, FL 33136

**[miamidade.gov/transportation](http://miamidade.gov/transportation)**