MIAMI-DADE COUNTY

DEPARTMENT OF TRANSPORTATION & PUBLIC WORKS (DTPW)

# SOUTH CORRIDOR
## RAPID TRANSIT PROJECT
### PRELIMINARY ENGINEERING & ENVIRONMENTAL REPORT

## APPENDICES

**DRAFT**



# APPENDIX A: FEEDER BUS ROUTES

## Circulator #1: Killian Circulator and Circulator #2: The Falls Circulator



## Circulator #3: Coral Reef Circulator and Circulator #4: Perrine/Palmetto Bay Circulator

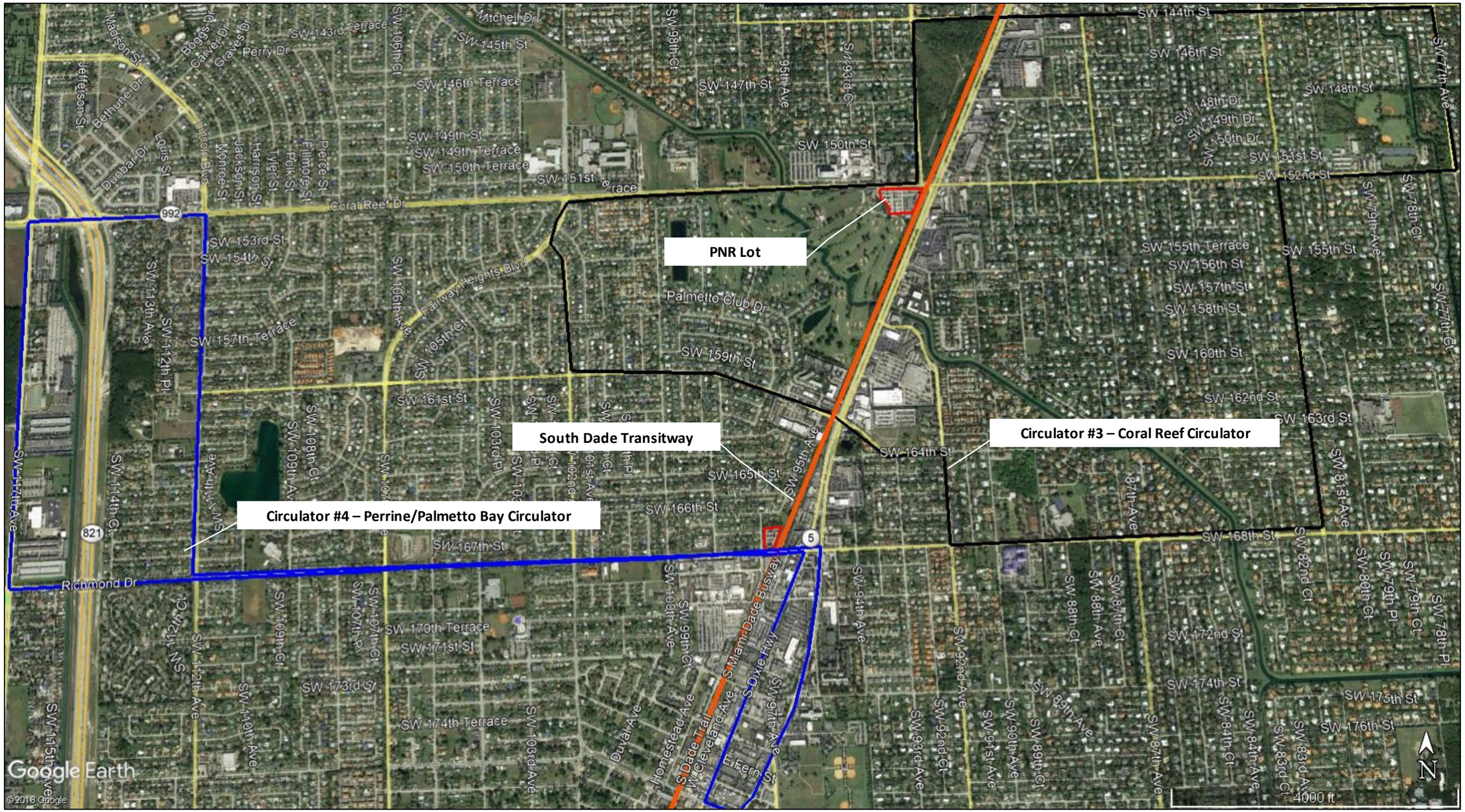

## Circulator #5: Eureka/Marlin Circulator and #6: Southland Mall Circulator

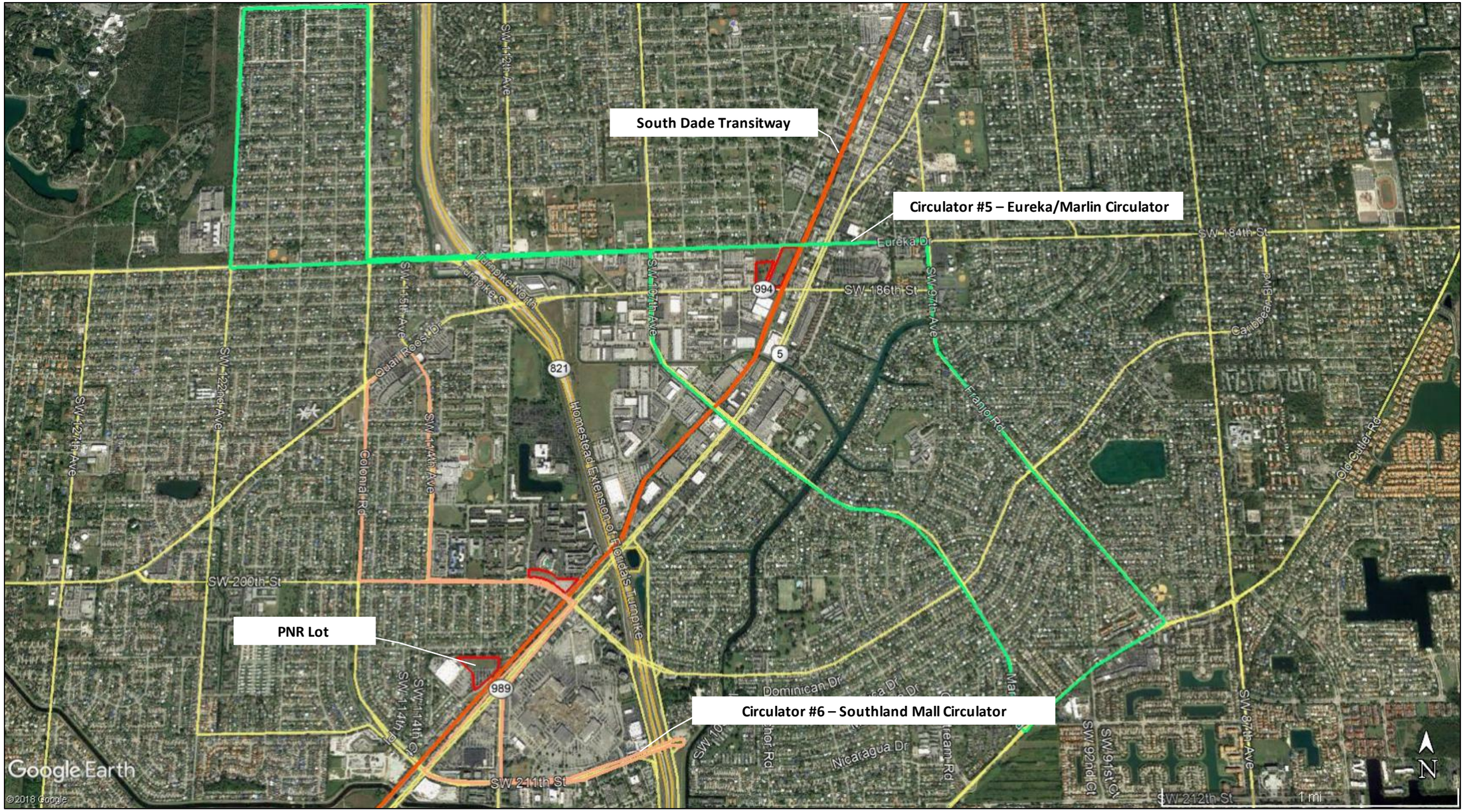

## Circulator #7: Goulds Circulator and Circulator #8: Princeton Circulator

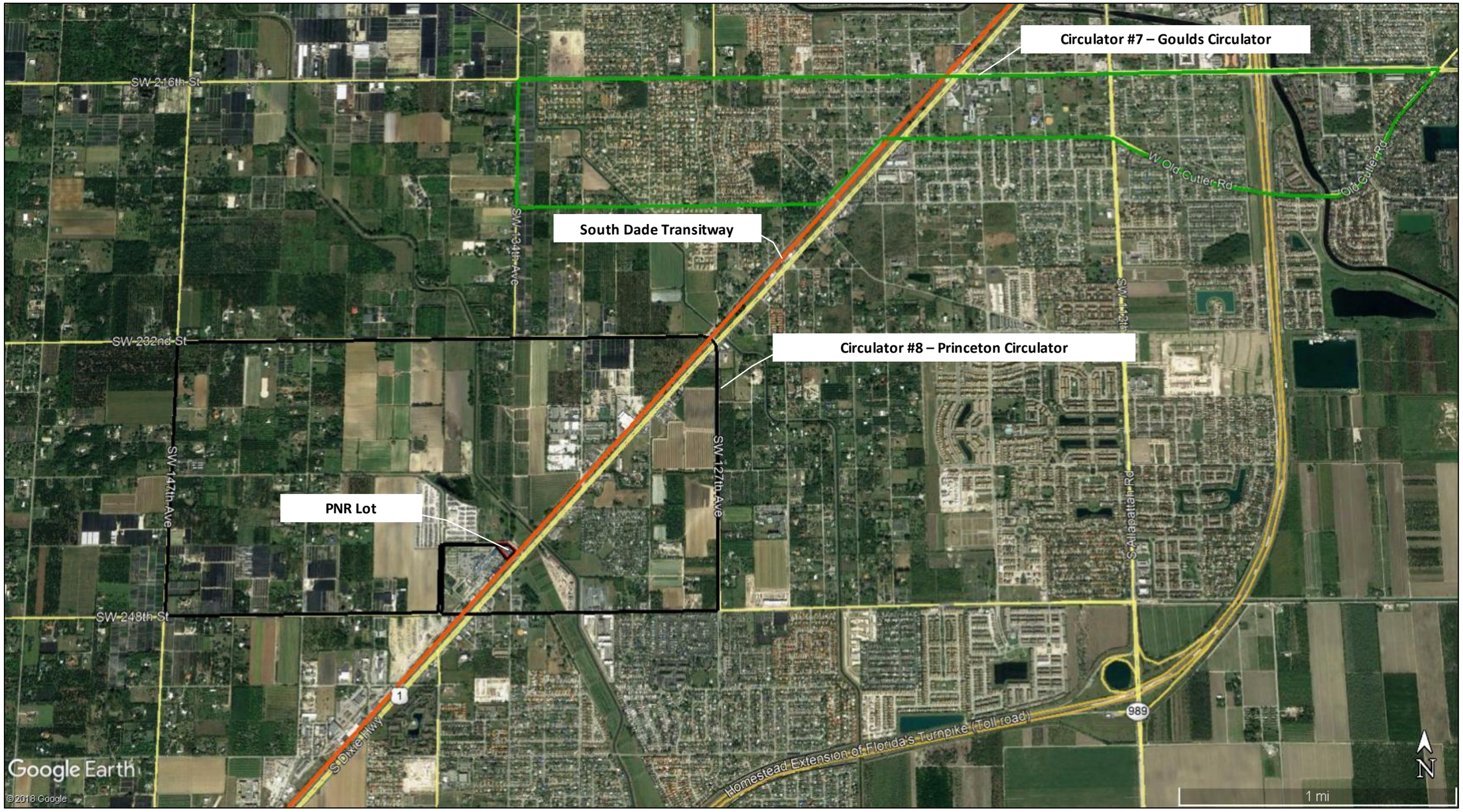

## Circulator #9: Naranja Circulator and Circulator #10: Modello Circulator

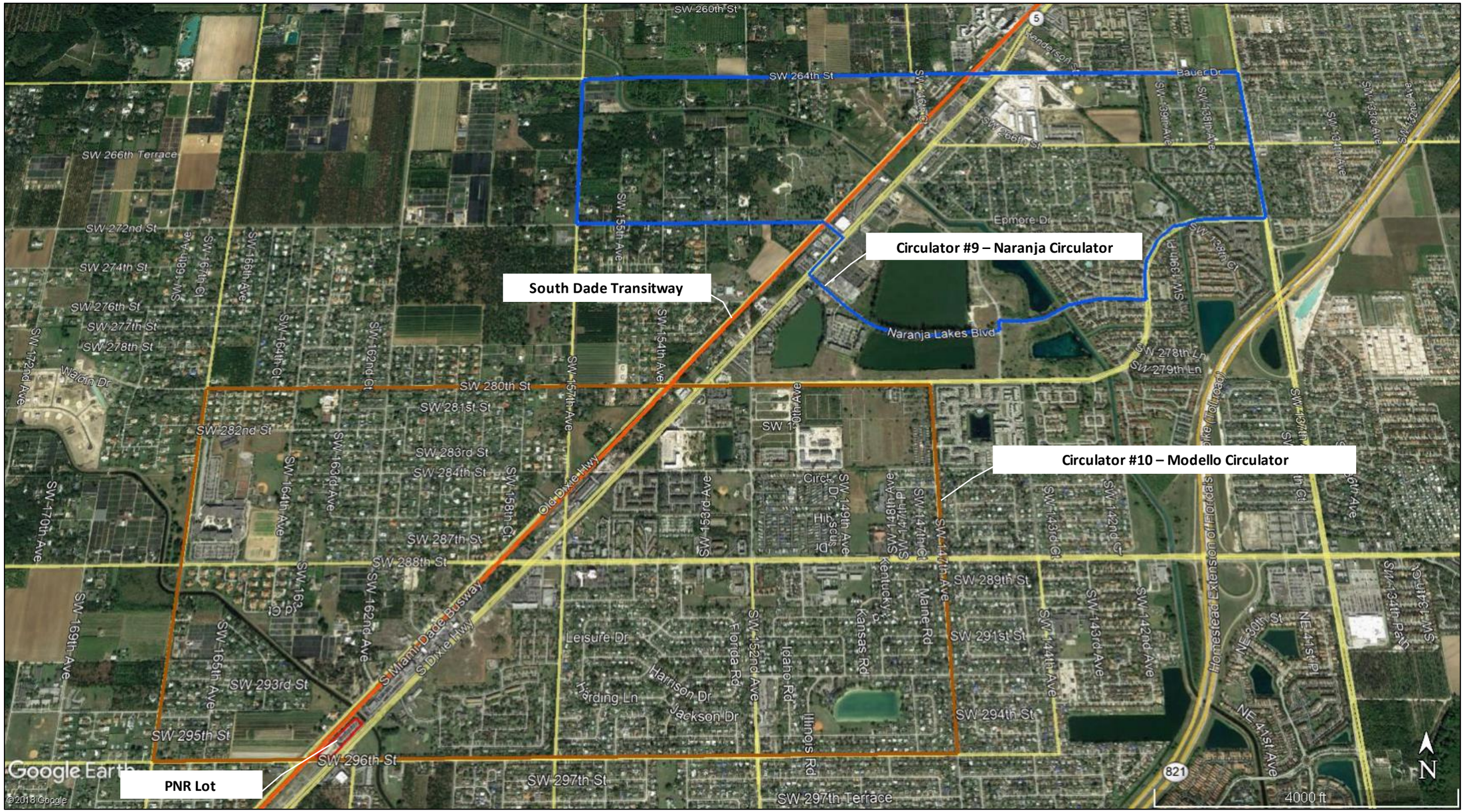

## Circulator #11: Homestead Circulator and Circulator #12: Florida City Circulator

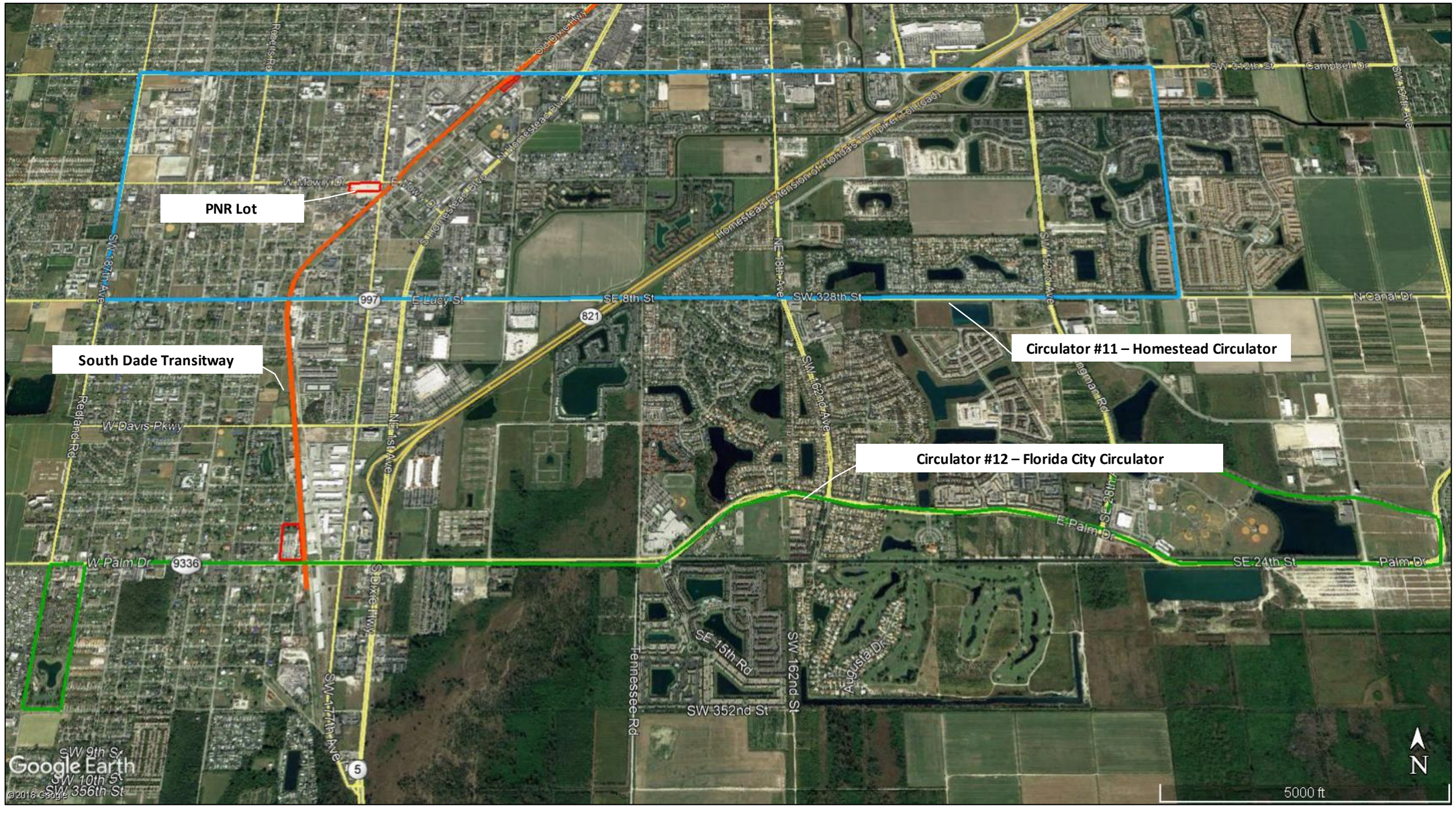

# APPENDIX B: RIDERSHIP

## Circulator #1: Killian Circulator and Circulator #2: The Falls Circulator



## Circulator #3: Coral Reef Circulator and Circulator #4: Perrine/Palmetto Bay Circulator

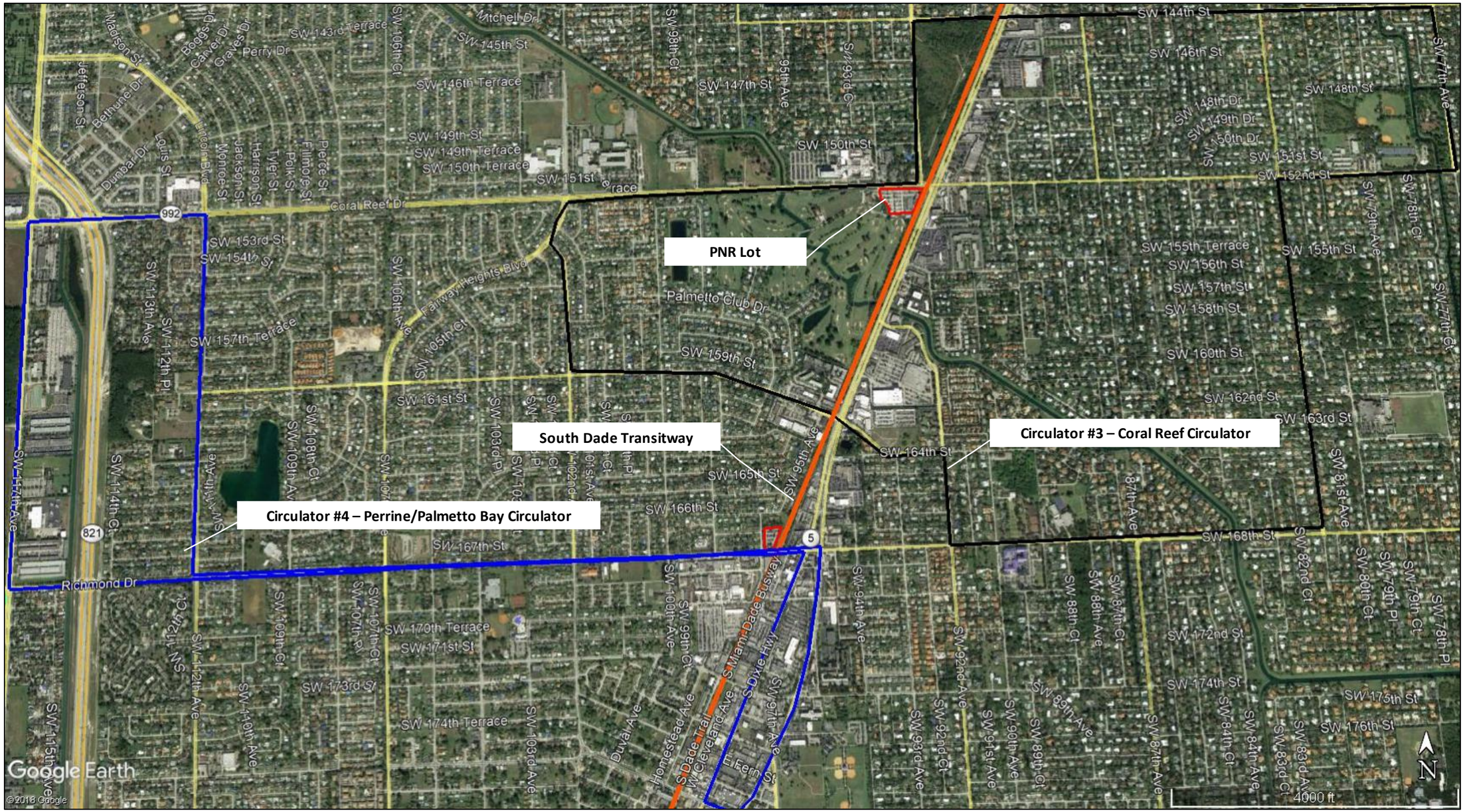

## Circulator #5: Eureka/Marlin Circulator and #6: Southland Mall Circulator

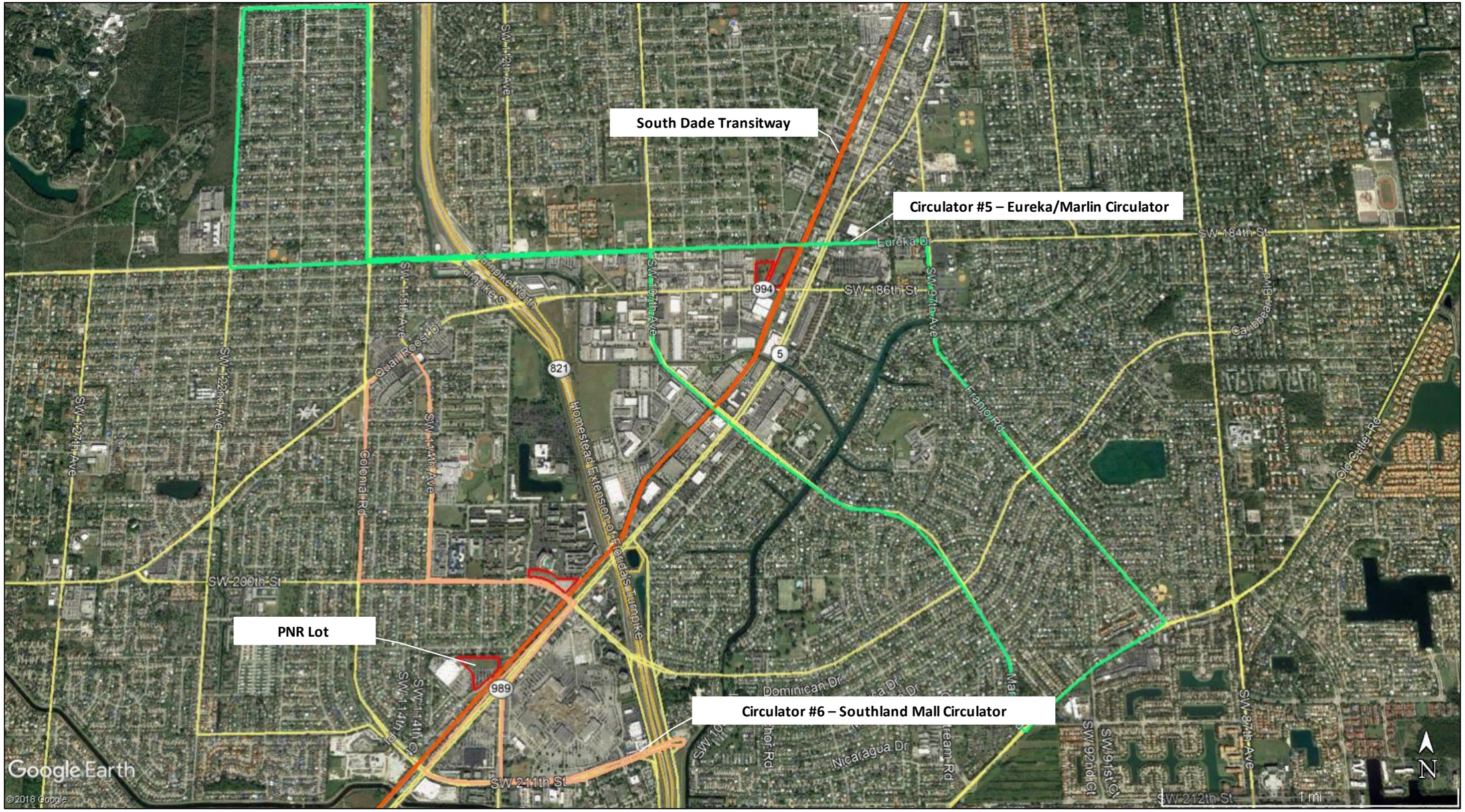

## Circulator #7: Goulds Circulator and Circulator #8: Princeton Circulator

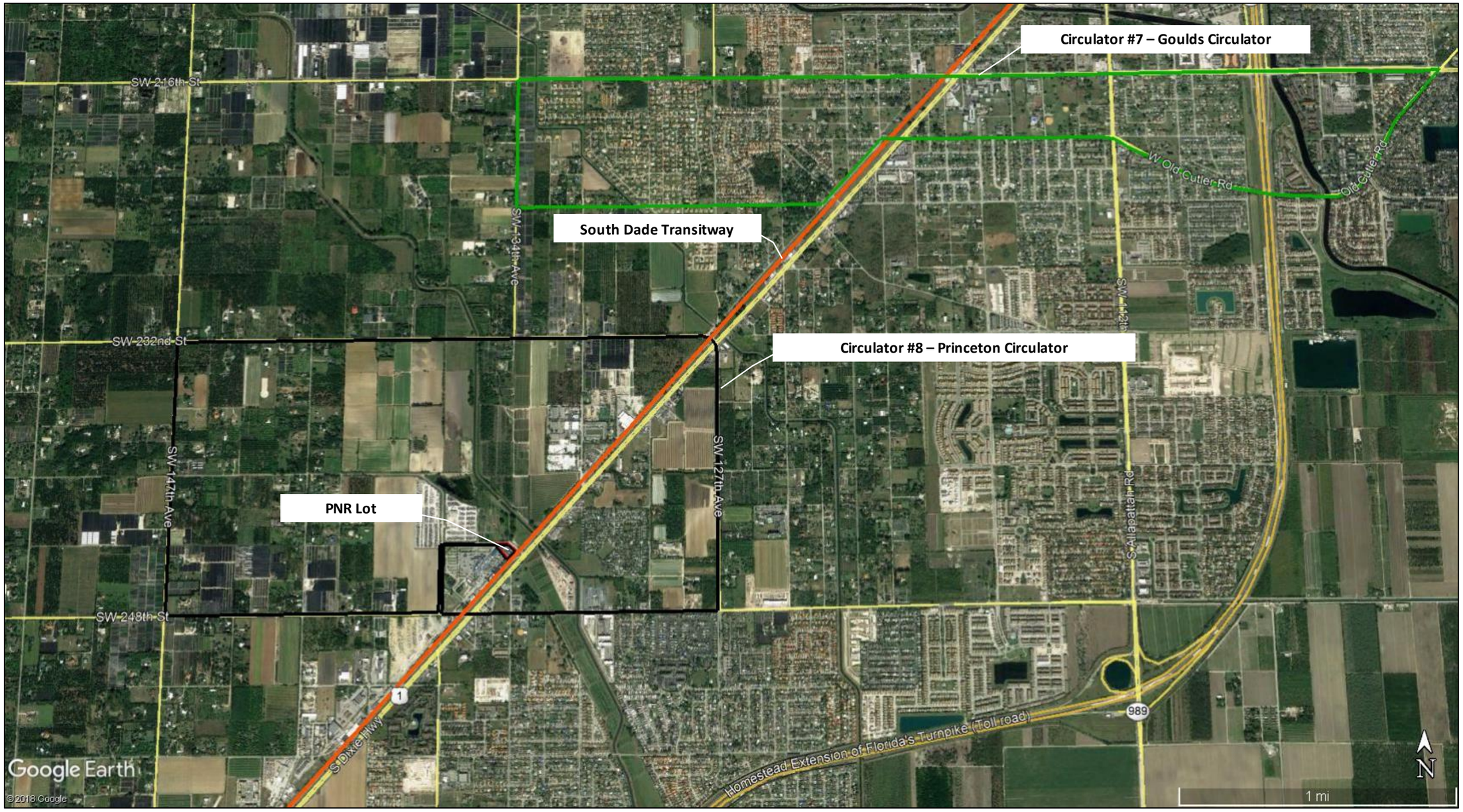

## Circulator #9: Naranja Circulator and Circulator #10: Modello Circulator

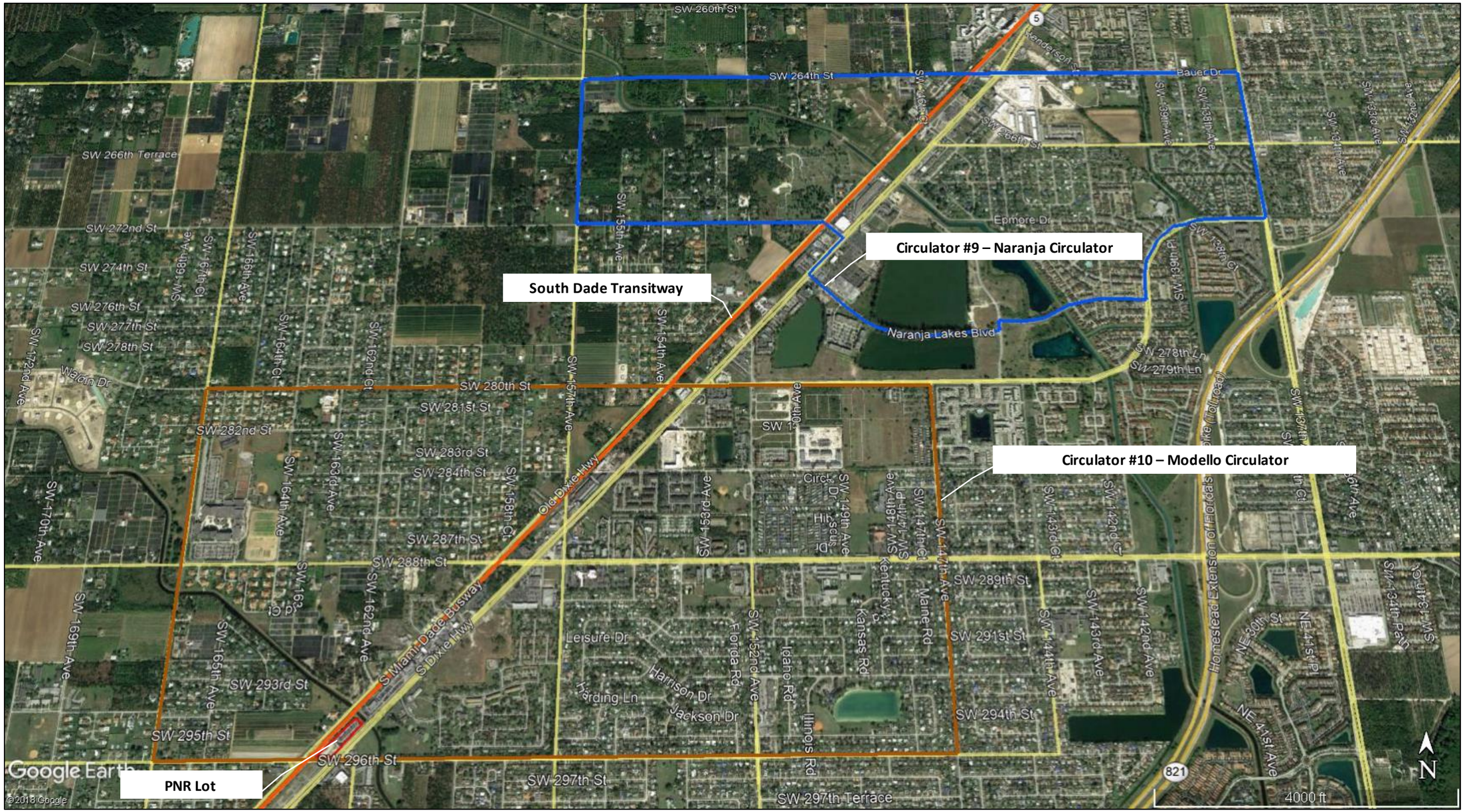

## Circulator #11: Homestead Circulator and Circulator #12: Florida City Circulator

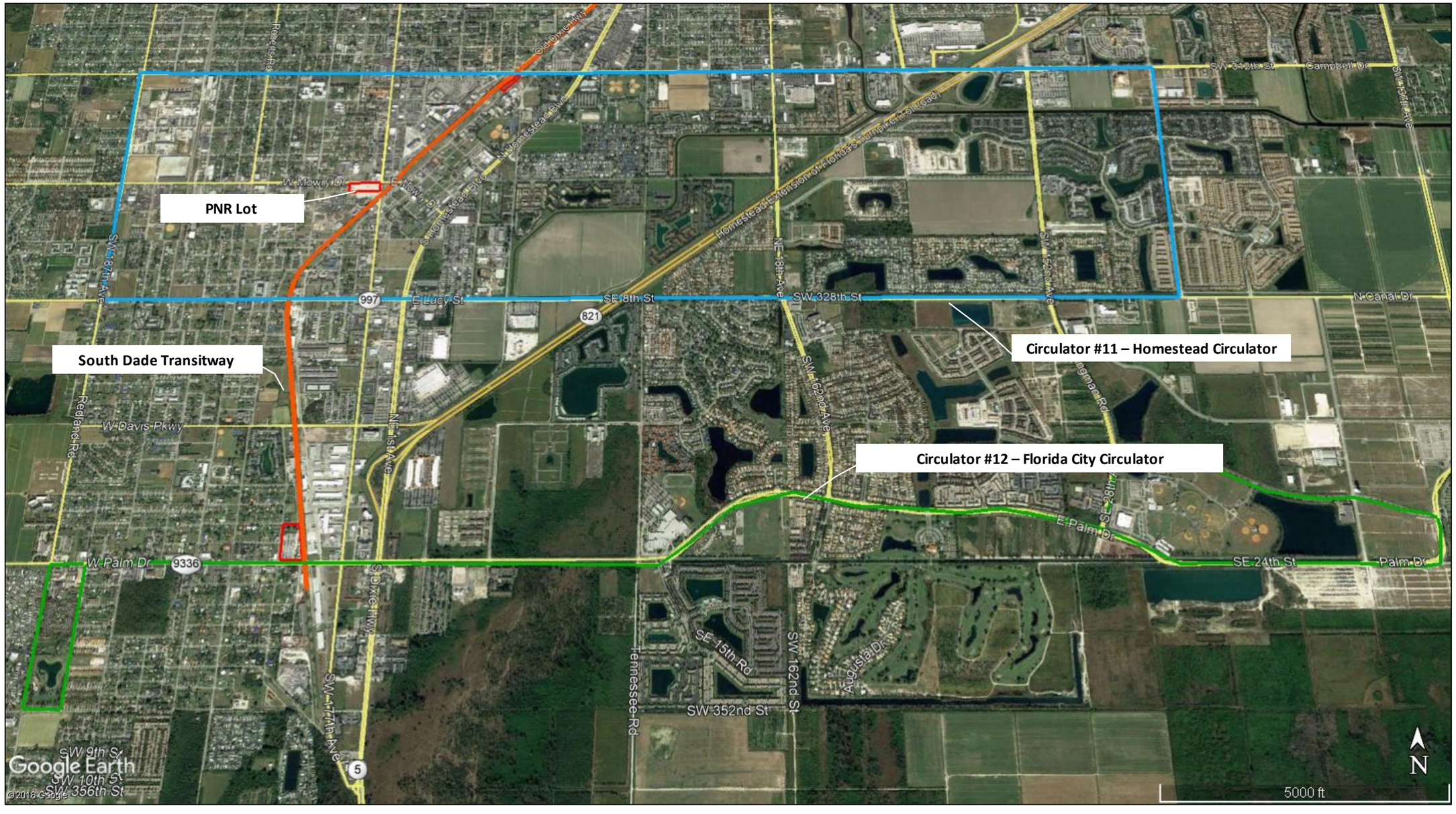

# APPENDIX C: ARCHITECTURE

# APPENDIX C: ARCHITECTURE

## Additional Design Study

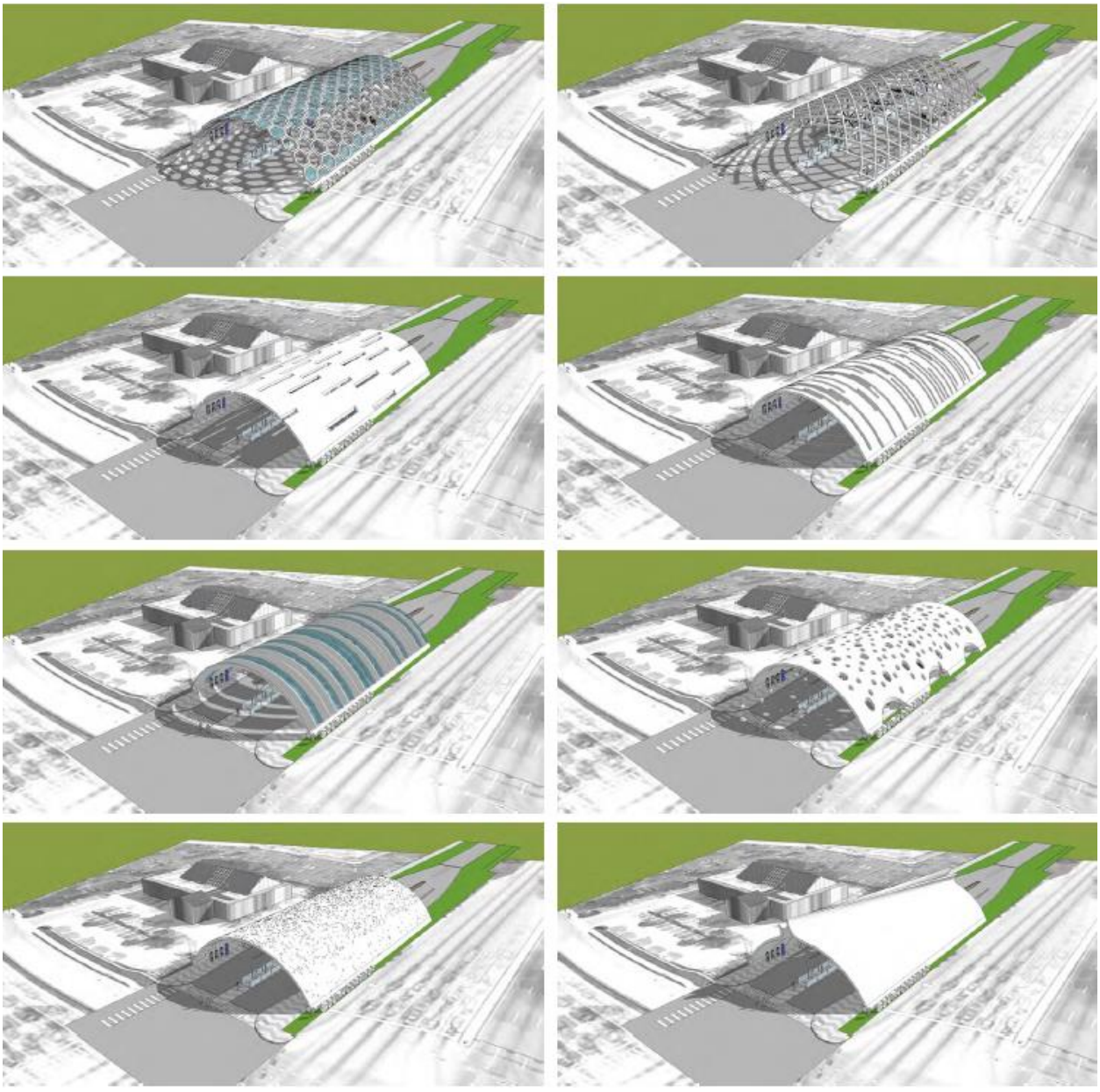

*Alternative Vault Design Study*


BUS
COMMUTER
TRAIN
RAPID-TRANSIT
SOUTH-CORRIDOR
RIDER
COMFORT
ICONIC
RECOGNIZABLE
EXPANDABLE
NEIGHBORHOOD-CONTEXT

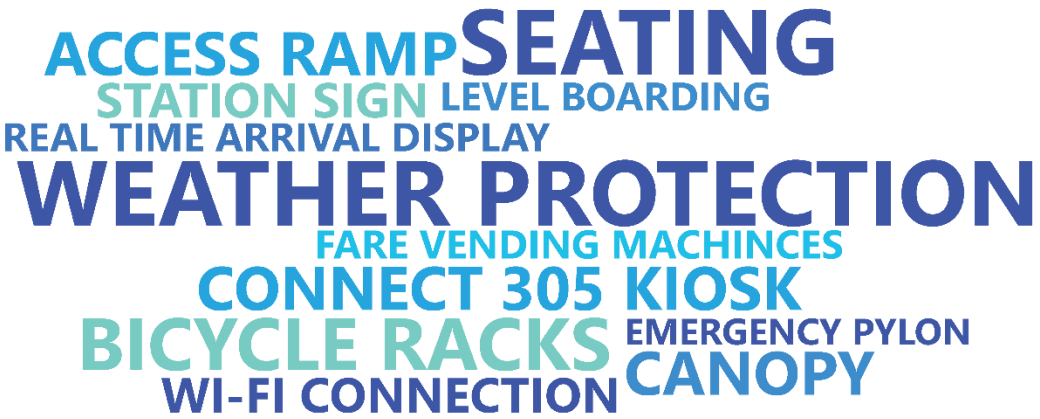
ACCESS RAMP
SEATING
STATION SIGN
LEVEL BOARDING
REAL TIME ARRIVAL DISPLAY
WEATHER PROTECTION
FARE VENDING MACHINCES
CONNECT 305 KIOSK
BICYCLE RACKS
EMERGENCY PYLON
CANOPY
WI-FI CONNECTION

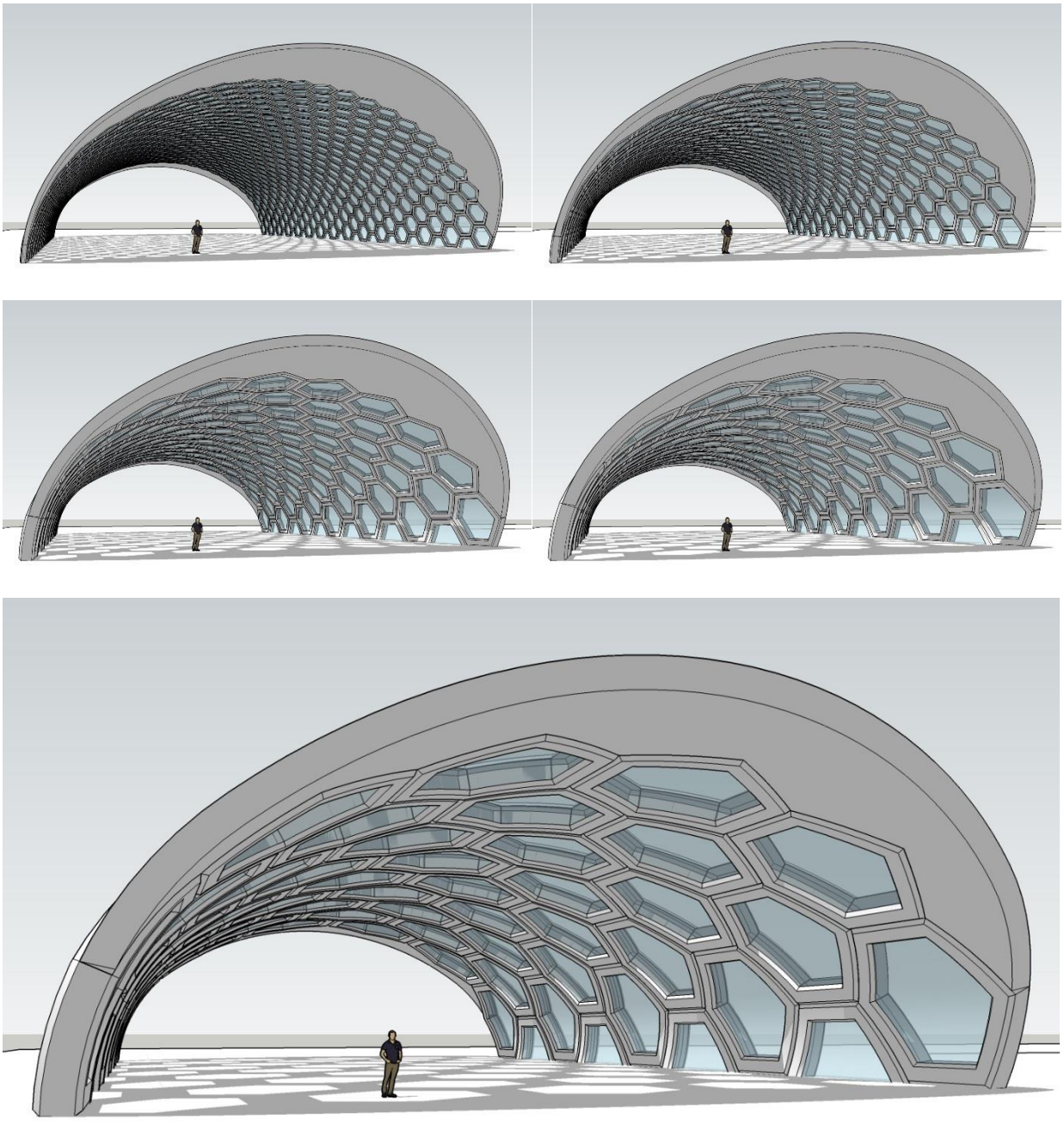

*Hexagon Module Scale Studies*




*Alternative Visor Study*



*Alternative Hexagon Style*



*Alternative Hexagon Style*



*Alternative Hexagon Style*




*Alternative Hexagon Style*




*Alternative Hexagon Style*




*Alternative Hexagon Style*



*BRT Length Station, without Visor*



*HRT Length Station, without Visor*




*BRT Length Station, without Visor*



*HRT Length Station, without Visor*




*BRT Wait Time Monitor*




TICKET KIOSKS



TRANSIT ROUTES


FARE GATES


SEATING


EMERGENCY
EMERGENCY
EMERGENCY ASSISTANCE


STATION SURVEILLANCE

# APPENDIX D: TRAFFIC

**Introduction**

The purpose of this traffic memorandum is to provide traffic analysis documentation of the proposed transit system improvements along the existing Busway which runs parallel to U.S. 1.

The traffic operational analysis is preformed using Synchro 9 traffic signal optimization software and VISSIM Version 10 micro-simulation software. The analysis was conducted for year 2018 for Existing, No-build and Build conditions. The primary focus of the evaluation is to quantify transit operations improvements, in terms of traffic operations, and arterials impacts, if any.

**Existing Traffic counts**

A data collection effort was conducted to evaluate the existing conditions for the U.S. 1 corridor. The traffic counts were collected along U.S. 1 from SW 128$^{th}$ Street to SW 160$^{th}$ Street. The counts were collected in June 2018 and July 2018.

The study area AM and PM peak hours were selected by identifying the four highest-volume consecutive 15-minute periods in the morning and evening at each count location over a three-day period (Tuesday through Thursday). The AM peak hour occurs from 8:00 AM to 9:00 AM and the PM peak occurs between 5:00 PM to 6:00 PM. **Figures 1** and **2** summarize the AM and PM peak hour volumes.

**Figure 1: Existing 2018 PM Peak Hour Traffic Volumes**

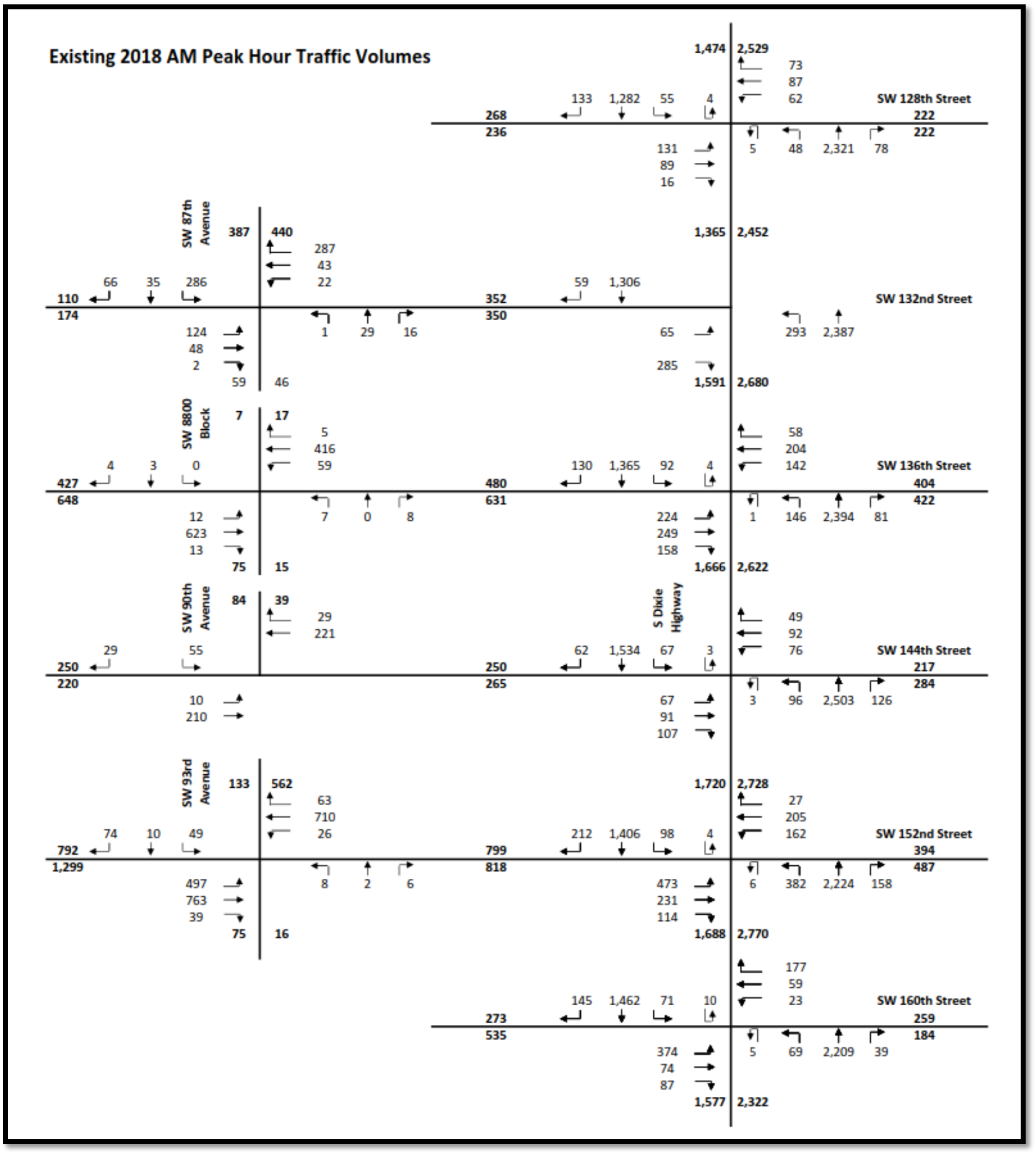

**Figure 2: Existing 2018 PM Peak Hour Traffic Volumes**

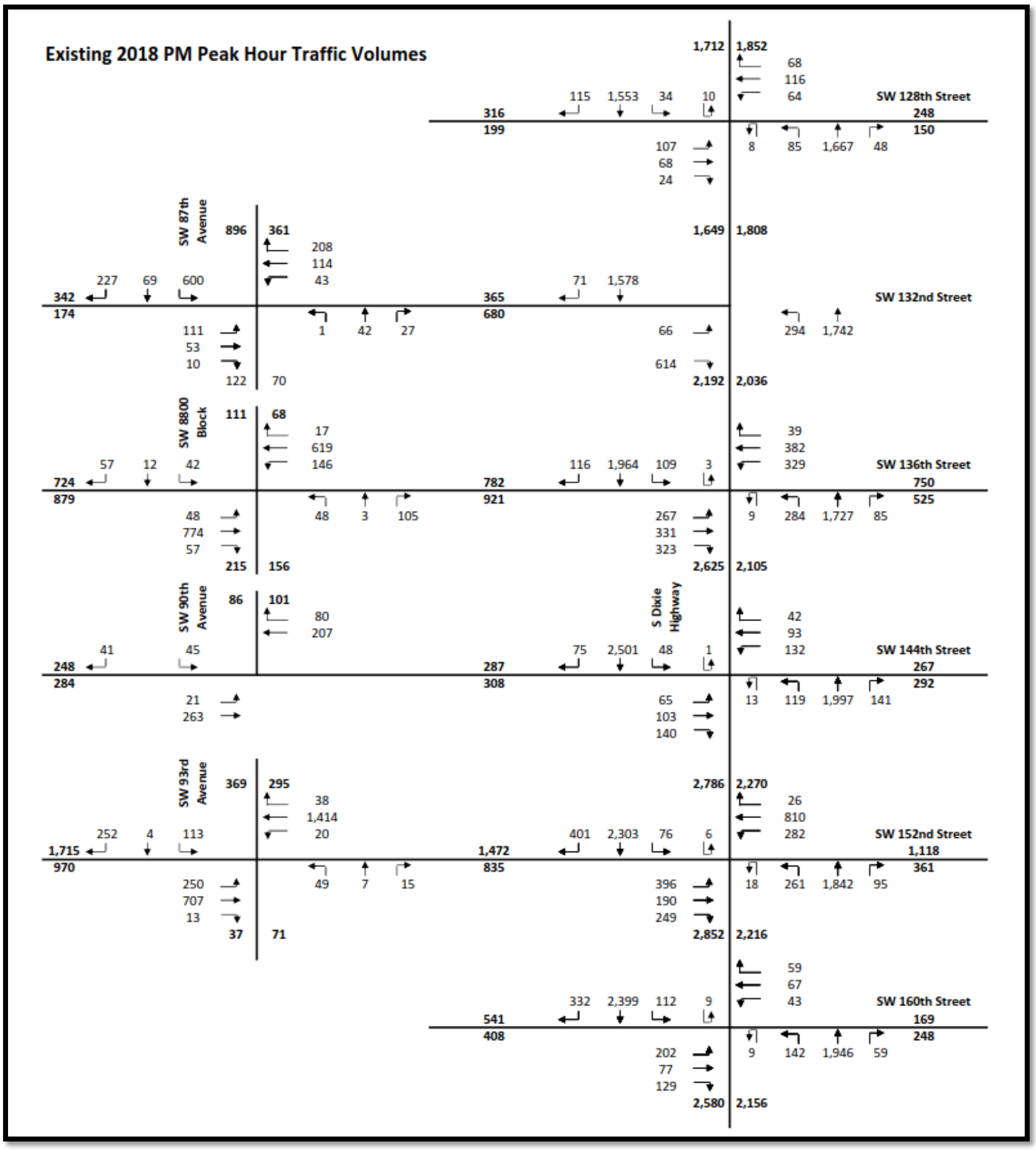

**Synchro Intersection Analysis**

The level of service and average intersection delay (second/vehicle) results from the existing intersection analysis are provided in **Table 1**. The analysis was performed using the existing turning movement volumes, signal timing, peak hour and truck factors, and existing intersection lane configuration. In the AM peak hour, the results show that 3 of the 16 intersections operate at unacceptable levels of service (E or F), which include Busway intersections at SW 136th Street and SW 160th Street. In the PM peak hour, the results show that 5 of the 16 intersections operate at unacceptable levels of service (E or F), which include the Busway intersections at SW 132nd Street and SW 136th Street. Intersection improvements and signal coordination of the intersections in the proximity of the Busway are important to preserve the corridor traffic operation.

**Table 1: Existing 2018 Peak Hour Synchro Intersection Analysis Summary**

| Roadway | Cross Street | Peak Hour LOS (Delay) | |
|---|---|---|---|
| | | AM | PM |
| SW 128th Street | U.S. 1 (South Dixie Highway) | D (35.9) | D (40.6) |
| | Busway | D (50.0) | C (32.4) |
| SW 132nd Street | U.S. 1 (South Dixie Highway) | C (28.0) | D (42.8) |
| | Busway | D (41.4) | **F (92.6)** |
| | SW 87th Ave | C (27.3) | D (40.0) |
| SW 136th Street | U.S. 1 (South Dixie Highway) | D (47.2) | **E (62.2)** |
| | Busway | **F (111.7)** | **E (72.8)** |
| | SW 8800 Block | A (7.4) | B (15.0) |
| SW 144th Street | U.S. 1 (South Dixie Highway) | D (51.2) | **E (56.2)** |
| | Busway | D (45.5) | D (42.6) |
| | SW 90th Ave (Unsignalized) | 0 (0.0) | 0 (0.0) |
| SW 152nd Street | U.S. 1 (South Dixie Highway) | **E (68.3)** | **F (157.1)** |
| | Busway | D (37.9) | D (39.0) |
| | SW 93rd Ave | C (26.8) | D (37.7) |
| SW 160th Street | U.S. 1 (South Dixie Highway) | D (48.8) | D (49.2) |
| | Busway | **E (55.5)** | D (50.7) |

**E (72.9)**: Level of service (LOS) E reflecting at capacity operations
**F (121.8)**: Level of service (LOS) F reflecting over capacity operations
Delay is in Sec/Veh

**Future Condition VISSIM Micro-simulation**

The No-Build and Build with full preemption conditions VISSIM (Version 10) models were developed. The models included the U.S. 1 corridor from the SW 128th Street to the SW 160th Street intersection, as well as the adjacent adjoining intersections that may impact the Busway operations.

The model was reasonably adjusted to depict 2018 AM and PM peak period conditions and included three hours of simulation with 30 minutes of seeding time. This model simulation duration of 3.5 hours includes a warmup period (seeding period) for the model to reach equilibrium (i.e., vehicles entering equals vehicles exiting), the pre-peak hour, the peak hour, and the post-peak hour of dissipation of congestion and queues in the network.

Volume inputs were coded in 15-minute increments for the entire simulation period. **Table 2** summarizes the time-slicing factors used to compute the 15-minute increment volumes. The factors are the proportions of the 15-minute increment demand during the pre-peak hour and post-peak hour compared to the existing peak hour volumes.

**Table 2: Hourly Volume Conversion Factor**

| | Simulation Time (Seconds) | AM Condition | | PM Condition | |
|---|---|---|---|---|---|
| | | 15 minutes | Hourly | 15 minutes | Hourly |
| Seed Time | 0 - 900 | 22.74% | -- | 24.90% | -- |
| | 900 - 1800 | 22.74% | | 24.90% | |
| Pre-peak Hour | 1800 - 2700 | 22.74% | 93.07% | 24.90% | 98.23% |
| | 2700 - 3600 | 22.62% | | 24.37% | |
| | 3600 - 4500 | 24.48% | | 24.03% | |
| | 4500 - 5400 | 23.23% | | 24.93% | |
| Peak Hour | 5400 - 6300 | 24.76% | 100.0% | 25.08% | 100.0% |
| | 6300 - 7200 | 24.38% | | 25.21% | |
| | 7200 - 8100 | 26.42% | | 24.71% | |
| | 8100 - 9000 | 24.45% | | 24.99% | |
| Post-peak Hour | 9000 - 9900 | 24.37% | 92.98% | 24.22% | 93.96% |
| | 9900 - 10800 | 26.68% | | 23.68% | |
| | 10800 - 11700 | 22.70% | | 22.88% | |
| | 11700 - 12600 | 22.23% | | 23.18% | |

**Travel Time and Speed along Busway**

The travel speeds were computed from travel times collected on the Busway in the northbound and southbound directions. The No-Build and Build AM condition travel time and speed for the Busway are presented in **Tables 3** and **4**, respectively.

**Table 5** quantifies Busway Build transit operations improvement over No-Build condition. The VISSIM analysis indicates that there would be 9 percent to 15 percent increase in speed on Busway with full preemption.

**Table 3: No-Build 2018 AM Condition Busway Average Travel Time**

| Period | Direction | Buses | | |
|---|---|---|---|---|
| | | Volume | Average Travel Time (min) | Average Speed (mph) |
| Pre-peak Hour | Southbound | 8 | 9 | 20 |
| | Northbound | 16 | 8 | 22 |
| Peak Hour | Southbound | 7 | 9 | 20 |
| | Northbound | 16 | 8 | 22 |
| Post Peak Hour | Southbound | 6 | 9 | 20 |
| | Northbound | 15 | 8 | 23 |

Notes:

1. Combined Average Speed of Express and Local Buses.
2. The Average Travel Time Includes Bus Stop Waiting Times.
3. The Average Speeds are based on Average Travel Time.
4. The Analyzed Busway Corridor is 3 mile long.

**Table 4: Full Preemption Priority 2018 AM Build Condition Busway Average Travel Time**

| Period | Direction | Buses | | |
|---|---|---|---|---|
| | | Volume | Average Travel Time (min) | Average Speed (mph) |
| Pre-peak Hour | Southbound | 8 | 8 | 23 |
| | Northbound | 16 | 7 | 25 |
| Peak Hour | Southbound | 7 | 8 | 23 |
| | Northbound | 16 | 8 | 24 |
| Post Peak Hour | Southbound | 6 | 8 | 23 |
| | Northbound | 15 | 7 | 26 |

Notes:

1. Combined Average Speed of Express and Local Buses.
2. The Average Travel Time Includes Bus Stop Waiting Times.
3. The Average Speeds are based on Average Travel Time.
4. The Analyzed Busway Corridor is 3 mile long.

**Table 5: 2018 AM Build Condition Busway Improvements over No-Build**

| Period | Direction | Improvement Over No-Build | |
|---|---|---|---|
| | | Average Travel Time (min) | Average Speed (mph) |
| Pre-peak Hour | Southbound | 11% | 15% |
| | Northbound | 13% | 14% |
| Peak Hour | Southbound | 11% | 15% |
| | Northbound | 13% | 9% |
| Post Peak Hour | Southbound | 11% | 15% |
| | Northbound | 13% | 13% |

The No-Build and Build PM condition travel time and speed for the Busway are presented in **Tables 6** and **7**, respectively.

**Table 8** quantifies Busway Build transit operations improvement over No-Build condition. The VISSIM analysis indicates that there would be 9 percent to 35 percent increase in speed on Busway with full preemption.

**Table 6: No-Build 2018 PM Condition Busway Average Travel Time**

| Period | Direction | Buses | | |
|---|---|---|---|---|
| | | Volume | Average Travel Time (min) | Average Speed (mph) |
| Pre-peak Hour | Southbound | 14 | 7 | 25 |
| | Northbound | 6 | 10 | 18 |
| Peak Hour | Southbound | 14 | 7 | 25 |
| | Northbound | 8 | 11 | 17 |
| Post Peak Hour | Southbound | 14 | 7 | 25 |
| | Northbound | 8 | 10 | 18 |

Notes:

1. Combined Average Speed of Express and Local Buses.
2. The Average Travel Time Includes Bus Stop Waiting Times.
3. The Average Speeds are based on Average Travel Time.
4. The Analyzed Busway Corridor is 3 mile long.

**Table 7: Full Preemption Priority 2018 PM Build Condition Busway Average Travel Time**

| Period | Direction | Buses | | |
|---|---|---|---|---|
| | | Volume | Average Travel Time (min) | Average Speed (mph) |
| Pre-peak Hour | Southbound | 14 | 7 | 26 |
| | Northbound | 6 | 8 | 24 |
| Peak Hour | Southbound | 14 | 7 | 25 |
| | Northbound | 8 | 8 | 23 |
| Post Peak Hour | Southbound | 14 | 7 | 25 |
| | Northbound | 8 | 8 | 23 |

Notes:

1. Combined Average Speed of Express and Local Buses.
2. The Average Travel Time Includes Bus Stop Waiting Times.
3. The Average Speeds are based on Average Travel Time.
4. The Analyzed Busway Corridor is 3 mile long.

**Table 8: 2018 PM Build Condition Busway Improvements over No-Build**

| Period | Direction | Improvement Over No-Build | |
|---|---|---|---|
| | | Average Travel Time (min) | Average Speed (mph) |
| Pre-peak Hour | Southbound | 13% | 13% |
| | Northbound | 20% | 33% |
| Peak Hour | Southbound | 13% | 9% |
| | Northbound | 27% | 35% |
| Post Peak Hour | Southbound | 13% | 9% |
| | Northbound | 20% | 28% |

**Travel Time and Speed along U.S. 1**

The No-Build and Build PM condition travel time and speed along U.S. 1 are presented in **Tables 9** and **10**, respectively.

**Table 11** quantifies Busway Build transit operations improvement over No-Build condition. The VISSIM analysis indicates that there would be 7 percent to 56 percent decrease in speed on U.S. 1 with full preemption. This is because the northbound left-turn would receive limited green time due to full signal preemption on the Busway.

**Table 9: No-Build 2018 AM Condition U.S. 1 Average Travel Time**

| Period | Direction | Traffic | | |
|---|---|---|---|---|
| | | Volume | Average Travel Time (min) | Average Speed (mph) |
| Pre-peak Hour | Southbound | 627 | 8 | 25 |
| | Northbound | 1216 | 7 | 27 |
| Peak Hour | Southbound | 688 | 8 | 25 |
| | Northbound | 1248 | 7 | 27 |
| Post Peak Hour | Southbound | 648 | 8 | 25 |
| | Northbound | 1201 | 7 | 27 |

**Table 10: Full Preemption Priority 2018 AM Build Condition U.S. 1 Average Travel Time**

| Period | Direction | Traffic | | |
|---|---|---|---|---|
| | | Volume | Average Travel Time (min) | Average Speed (mph) |
| Pre-peak Hour | Southbound | 618 | 7 | 27 |
| | Northbound | 1186 | 8 | 25 |
| Peak Hour | Southbound | 701 | 7 | 27 |
| | Northbound | 1081 | 14 | 14 |
| Post Peak Hour | Southbound | 640 | 7 | 28 |
| | Northbound | 1066 | 17 | 12 |

**Table 11: 2018 AM Build Condition U.S. 1 Impacts over No-Build**

| Period | Direction | Improvement Over No-Build | |
|---|---|---|---|
| | | Average Travel Time (min) | Average Speed (mph) |
| Pre-peak Hour | Southbound | 13% | 8% |
| | Northbound | -14% | -7% |
| Peak Hour | Southbound | 13% | 8% |
| | Northbound | -100% | -48% |
| Post Peak Hour | Southbound | 13% | 12% |
| | Northbound | -143% | -56% |

The No-Build and Build PM condition travel time and speed along U.S. 1 are presented in **Tables 12** and **13**, respectively.

**Table 14** quantifies Busway Build transit operations improvement over No-Build condition. The VISSIM analysis indicates that there would be 0 percent to 3 percent decrease in speed on U.S. 1 with full preemption.

**Table 12: No-Build 2018 PM Condition U.S. 1 Average Travel Time**

| Period | Direction | Traffic | | |
|---|---|---|---|---|
| | | Volume | Average Travel Time (min) | Average Speed (mph) |
| Pre-peak Hour | Southbound | 844 | 6 | 31 |
| | Northbound | 834 | 9 | 22 |
| Peak Hour | Southbound | 859 | 6 | 31 |
| | Northbound | 837 | 9 | 22 |
| Post Peak Hour | Southbound | 822 | 6 | 31 |
| | Northbound | 810 | 9 | 22 |

**Table 13: Full Preemption Priority 2018 PM Build Condition U.S. 1 Average Travel Time**

| Period | Direction | Traffic | | |
|---|---|---|---|---|
| | | Volume | Average Travel Time (min) | Average Speed (mph) |
| Pre-peak Hour | Southbound | 839 | 6 | 31 |
| | Northbound | 838 | 8 | 24 |
| Peak Hour | Southbound | 852 | 6 | 30 |
| | Northbound | 846 | 8 | 24 |
| Post Peak Hour | Southbound | 831 | 6 | 31 |
| | Northbound | 814 | 8 | 24 |

**Table 14: 2018 PM Build Condition U.S. 1 Impacts over No-Build**

| Period | Direction | Improvement Over No-Build | |
|---|---|---|---|
| | | Average Travel Time (min) | Average Speed (mph) |
| Pre-peak Hour | Southbound | 0% | 0% |
| | Northbound | 11% | 9% |
| Peak Hour | Southbound | 0% | -3% |
| | Northbound | 11% | 9% |
| Post Peak Hour | Southbound | 0% | 0% |
| | Northbound | 11% | 9% |

**VISSIM Snapshots with All Buses Priority Preemption**

In the AM Build condition, the northbound left turn spills back on U.S. 1 from SW 152$^{nd}$ Street to SW 160$^{th}$ Street as shown in **Figure 3** and **4**. SW 160$^{th}$ Street and SW 144$^{th}$ Street also has queue spillback on the eastbound and westbound approached as shown in **Figure 4** and **5**.

In the PM Build condition, no significant spill back on U.S. 1 is observed. However, significant eastbound and westbound spillback is observed on SW 136$^{th}$ Street as shown in **Figure 6.**

**Figure 3: U.S. 1 and SW 152nd Street (AM Build Condition)**



**Figure 4: U.S. 1 and SW 160th Street (AM Build Condition)**



**Figure 5: U.S. 1 and SW 144th Street (AM Build Condition)**



**Figure 6: U.S. 1 and SW 136th Street (PM Build Condition)**



**Preliminary Findings & Conclusions**

Based on the traffic operational analysis, the proposed transit system improvements would improve the Busway operations in peak flow direction by 15 percent and 35 percent in the AM and PM condition, respectively.

**Existing 2018 PM Peak Hour Traffic Volumes**

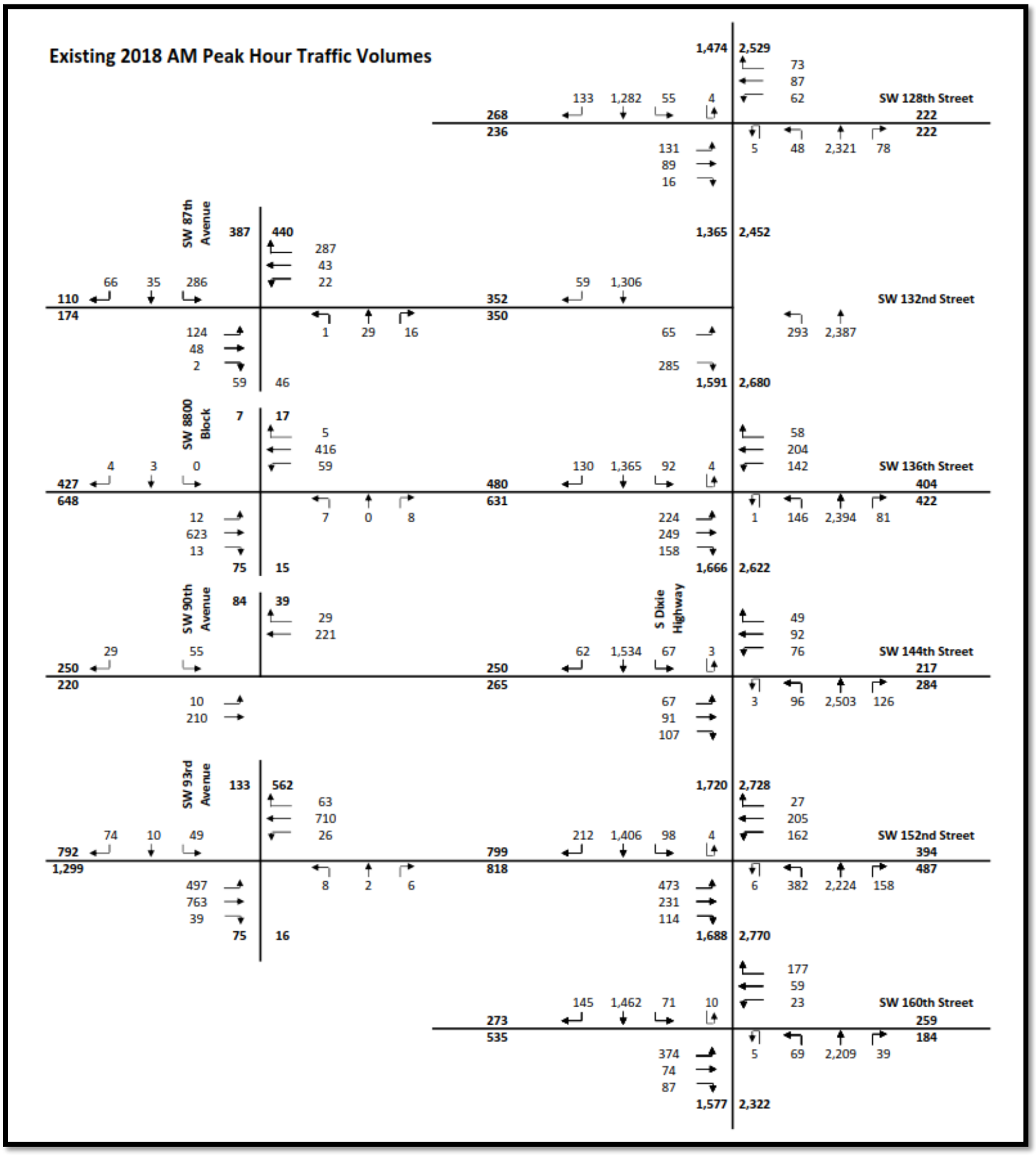

**Existing 2018 PM Peak Hour Traffic Volumes**

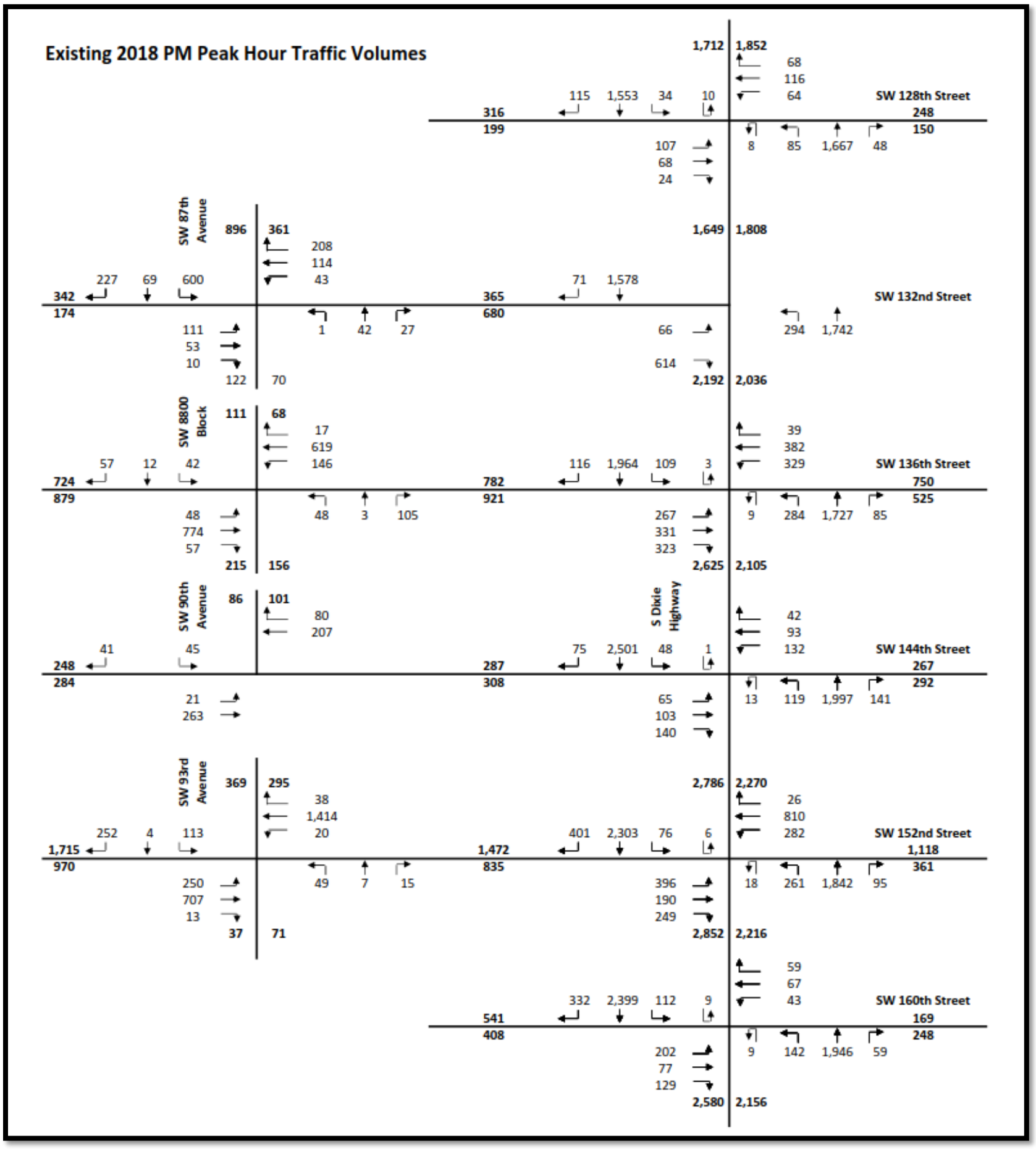

**Existing 2018 Peak our Synchro Intersection Analysis Summary**

| Roadway | Cross Street | Peak Hour LOS (Delay) | |
|---|---|---|---|
| | | AM | PM |
| SW 128th Street | U.S. 1 (South Dixie Highway) | D (35.9) | D (40.6) |
| | Busway | D (50.0) | C (32.4) |
| SW 132nd Street | U.S. 1 (South Dixie Highway) | C (28.0) | D (42.8) |
| | Busway | D (41.4) | **F (92.6)** |
| | SW 87th Ave | C (27.3) | D (40.0) |
| SW 136th Street | U.S. 1 (South Dixie Highway) | D (47.2) | **E (62.2)** |
| | Busway | **F (111.7)** | **E (72.8)** |
| | SW 8800 Block | A (7.4) | B (15.0) |
| SW 144th Street | U.S. 1 (South Dixie Highway) | D (51.2) | **E (56.2)** |
| | Busway | D (45.5) | D (42.6) |
| | SW 90th Ave (Unsignalized) | 0 (0.0) | 0 (0.0) |
| SW 152nd Street | U.S. 1 (South Dixie Highway) | **E (68.3)** | **F (157.1)** |
| | Busway | D (37.9) | D (39.0) |
| | SW 93rd Ave | C (26.8) | D (37.7) |
| SW 160th Street | U.S. 1 (South Dixie Highway) | D (48.8) | D (49.2) |
| | Busway | **E (55.5)** | D (50.7) |

E (72.9): Level of service (LOS) E reflecting at capacity operations

**F (121.8)**: Level of service (LOS) F reflecting over capacity operations

Delay is in Sec/Veh

**No-Build 2018 AM Condition Busway Average Travel Time**

| Period | Direction | Buses | | |
|---|---|---|---|---|
| | | Volume | Average Travel Time (min) | Average Speed (mph) |
| Pre-peak Hour | Southbound | 8 | 9 | 20 |
| | Northbound | 16 | 8 | 22 |
| Peak Hour | Southbound | 7 | 9 | 20 |
| | Northbound | 16 | 8 | 22 |
| Post Peak Hour | Southbound | 6 | 9 | 20 |
| | Northbound | 15 | 8 | 23 |

Notes:

1. Combined Average Speed of Express and Local Buses.
2. The Average Travel Time Includes Bus Stop Waiting Times.
3. The Average Speeds are based on Average Travel Time.
4. The Analyzed Busway Corridor is 3 mile long.

**Full Preemption Priority 2018 AM Condition Busway Average Travel Time**

| Period | Direction | Buses | | |
|---|---|---|---|---|
| | | Volume | Average Travel Time (min) | Average Speed (mph) |
| Pre-peak Hour | Southbound | 8 | 8 | 23 |
| | Northbound | 16 | 7 | 25 |
| Peak Hour | Southbound | 7 | 8 | 23 |
| | Northbound | 16 | 8 | 24 |
| Post Peak Hour | Southbound | 6 | 8 | 23 |
| | Northbound | 15 | 7 | 26 |

Notes:

1. Combined Average Speed of Express and Local Buses.
2. The Average Travel Time Includes Bus Stop Waiting Times.
3. The Average Speeds are based on Average Travel Time.
4. The Analyzed Busway Corridor is 3 mile long.

**2018 AM Condition Busway Improvement over No-Build**

| Period | Direction | Improvement Over No-Build | |
|---|---|---|---|
| | | Average Travel Time (min) | Average Speed (mph) |
| Pre-peak Hour | Southbound | 11% | 15% |
| | Northbound | 13% | 14% |
| Peak Hour | Southbound | 11% | 15% |
| | Northbound | 13% | 9% |
| Post Peak Hour | Southbound | 11% | 15% |
| | Northbound | 13% | 13% |

**No-Build 2018 PM Condition Busway Average Travel Time**

| Period | Direction | Buses | | |
|---|---|---|---|---|
| | | Volume | Average Travel Time (min) | Average Speed (mph) |
| Pre-peak Hour | Southbound | 14 | 7 | 25 |
| | Northbound | 6 | 10 | 18 |
| Peak Hour | Southbound | 14 | 7 | 25 |
| | Northbound | 8 | 11 | 17 |
| Post Peak Hour | Southbound | 14 | 7 | 25 |
| | Northbound | 8 | 10 | 18 |

Notes:

1. Combined Average Speed of Express and Local Buses.
2. The Average Travel Time Includes Bus Stop Waiting Times.
3. The Average Speeds are based on Average Travel Time.
4. The Analyzed Busway Corridor is 3 mile long.

**Full Preemption Priority 2018 PM Condition Busway Average Travel Time**

| Period | Direction | Buses | | |
|---|---|---|---|---|
| | | Volume | Average Travel Time (min) | Average Speed (mph) |
| Pre-peak Hour | Southbound | 14 | 7 | 26 |
| | Northbound | 6 | 8 | 24 |
| Peak Hour | Southbound | 14 | 7 | 25 |
| | Northbound | 8 | 8 | 23 |
| Post Peak Hour | Southbound | 14 | 7 | 25 |
| | Northbound | 8 | 8 | 23 |

Notes:

1. Combined Average Speed of Express and Local Buses.
2. The Average Travel Time Includes Bus Stop Waiting Times.
3. The Average Speeds are based on Average Travel Time.
4. The Analyzed Busway Corridor is 3 mile long.

**2018 AM Condition Busway Improvement over No-Build**

| Period | Direction | Improvement Over No-Build | |
|---|---|---|---|
| | | Average Travel Time (min) | Average Speed (mph) |
| Pre-peak Hour | Southbound | 13% | 13% |
| | Northbound | 20% | 33% |
| Peak Hour | Southbound | 13% | 9% |
| | Northbound | 27% | 35% |
| Post Peak Hour | Southbound | 13% | 9% |
| | Northbound | 20% | 28% |

**No-Build 2018 AM Condition U.S. 1 Average Travel Time**

| Period | Direction | Traffic | | |
|---|---|---|---|---|
| | | Volume | Average Travel Time (min) | Average Speed (mph) |
| Pre-peak Hour | Southbound | 627 | 8 | 25 |
| | Northbound | 1216 | 7 | 27 |
| Peak Hour | Southbound | 688 | 8 | 25 |
| | Northbound | 1248 | 7 | 27 |
| Post Peak Hour | Southbound | 648 | 8 | 25 |
| | Northbound | 1201 | 7 | 27 |

**Full Preemption Priority 2018 AM Condition U.S. 1 Average Travel Time**

| Period | Direction | Traffic | | |
|---|---|---|---|---|
| | | Volume | Average Travel Time (min) | Average Speed (mph) |
| Pre-peak Hour | Southbound | 618 | 7 | 27 |
| | Northbound | 1186 | 8 | 25 |
| Peak Hour | Southbound | 701 | 7 | 27 |
| | Northbound | 1081 | 14 | 14 |
| Post Peak Hour | Southbound | 640 | 7 | 28 |
| | Northbound | 1066 | 17 | 12 |

**2018 AM Condition U.S. 1 Impacts over No-Build**

| Period | Direction | Improvement Over No-Build | |
|---|---|---|---|
| | | Average Travel Time (min) | Average Speed (mph) |
| Pre-peak Hour | Southbound | 13% | 8% |
| | Northbound | -14% | -7% |
| Peak Hour | Southbound | 13% | 8% |
| | Northbound | -100% | -48% |
| Post Peak Hour | Southbound | 13% | 12% |
| | Northbound | -143% | -56% |

**No-Build 2018 PM Condition U.S. 1 Average Travel Time**

| Period | Direction | Traffic | | |
|---|---|---|---|---|
| | | Volume | Average Travel Time (min) | Average Speed (mph) |
| Pre-peak Hour | Southbound | 844 | 6 | 31 |
| | Northbound | 834 | 9 | 22 |
| Peak Hour | Southbound | 859 | 6 | 31 |
| | Northbound | 837 | 9 | 22 |
| Post Peak Hour | Southbound | 822 | 6 | 31 |
| | Northbound | 810 | 9 | 22 |

**Full Preemption Priority 2018 PM Condition U.S. 1 Average Travel Time**

| Period | Direction | Traffic | | |
|---|---|---|---|---|
| | | Volume | Average Travel Time (min) | Average Speed (mph) |
| Pre-peak Hour | Southbound | 839 | 6 | 31 |
| | Northbound | 838 | 8 | 24 |
| Peak Hour | Southbound | 852 | 6 | 30 |
| | Northbound | 846 | 8 | 24 |
| Post Peak Hour | Southbound | 831 | 6 | 31 |
| | Northbound | 814 | 8 | 24 |

**2018 PM Condition U.S. 1 Impacts over No-Build**

| Period | Direction | Improvement Over No-Build | |
|---|---|---|---|
| | | Average Travel Time (min) | Average Speed (mph) |
| Pre-peak Hour | Southbound | 0% | 0% |
| | Northbound | 11% | 9% |
| Peak Hour | Southbound | 0% | -3% |
| | Northbound | 11% | 9% |
| Post Peak Hour | Southbound | 0% | 0% |
| | Northbound | 11% | 9% |

**AM Condition VISSIM Snapshots with All Buses Priority Preemption**

**U.S. 1 and SW 152nd Street**



**U.S. 1 and SW 160th Street**



**U.S. 1 and SW 144th Street**



**PM Condition VISSIM Snapshots with All Buses Priority Preemption**

**U.S. 1 and SW 136th Street**

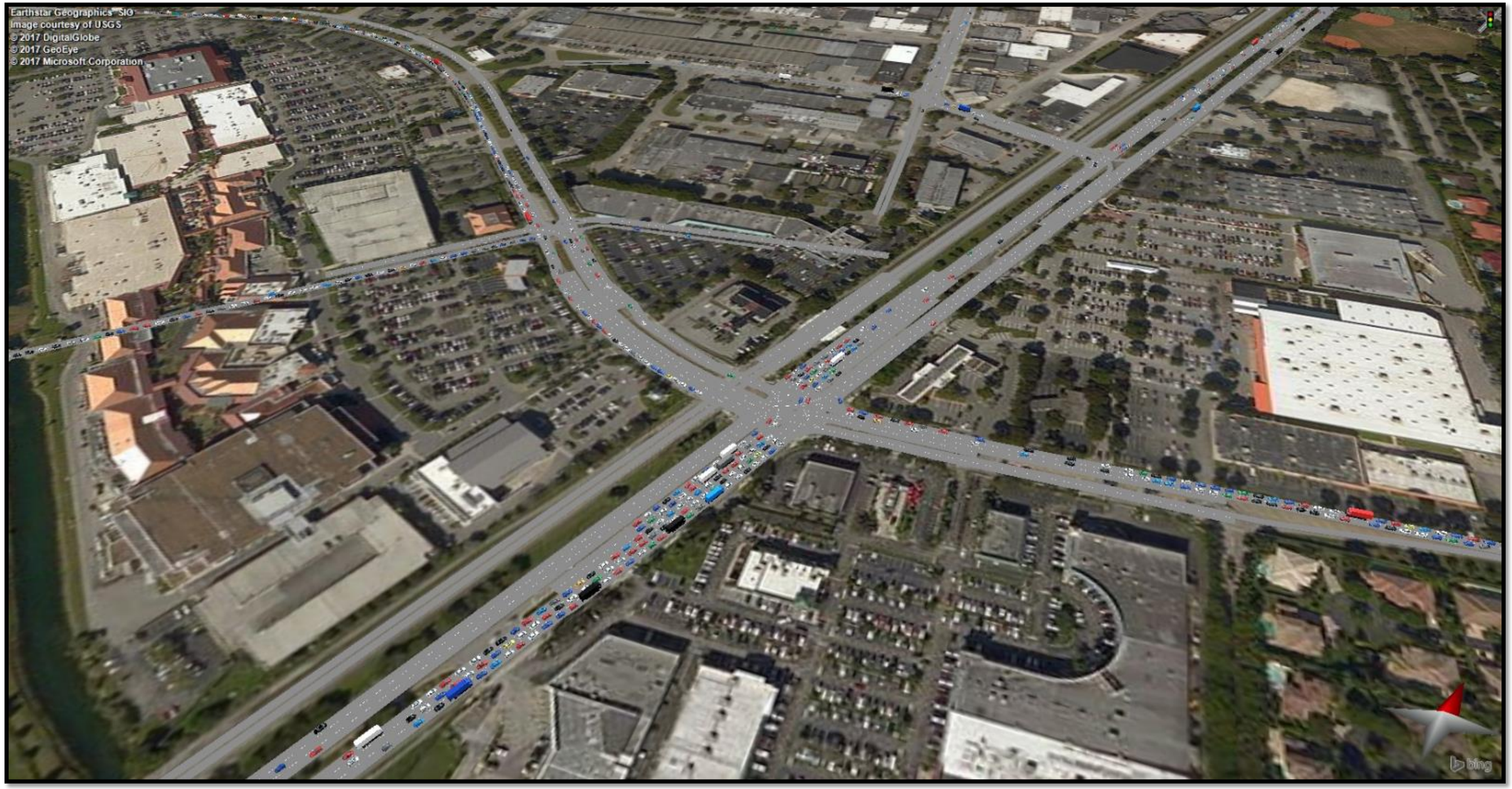

# TRAFFIC COUNT DATA COLLECTION
# DTPW - SOUTH CORRIDOR SEGMENT NORTH
# LIMITED TO MAJOR INTERSECTIONS

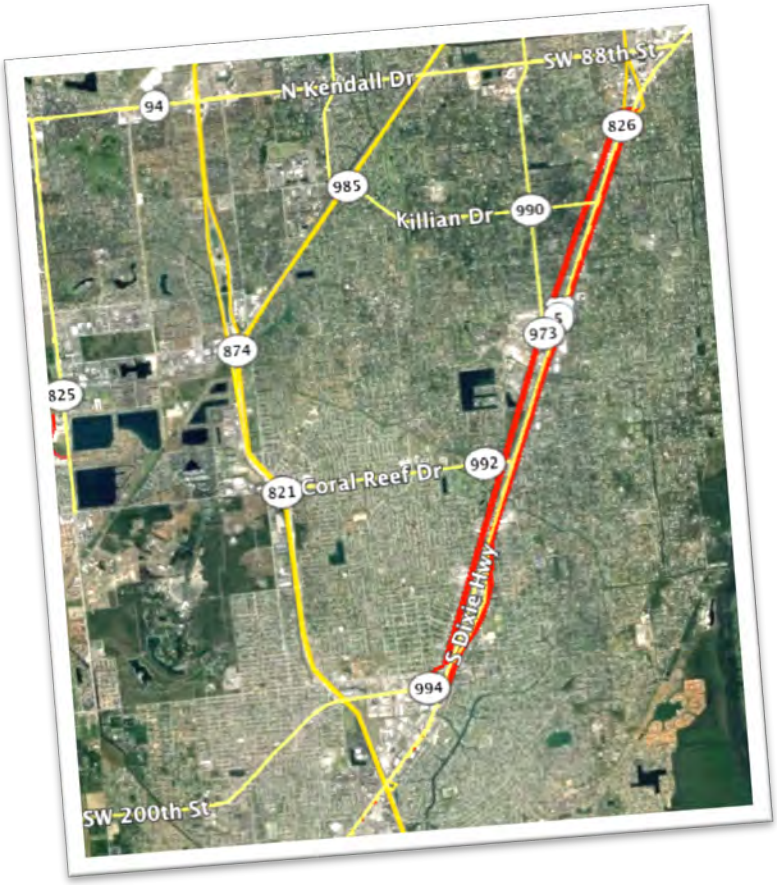


## TRAFFIC COUNTS

*Prepared For:*

AECOM

7650 Corporate Center Dr., Ste 400
Miami, FL 33126-1220

Owner:
Miami-Dade County DTPW
Contract: CIP142-1-TPW16-PE1(2)
Project: E16-DTPW-02
Work Order: WO-C-013.R0

*Prepared By:*

Premiere Design Solutions, Inc.
1065 NE 125 Street, Suite 211B
North Miami, FL 33161
PDS Project 17210004.3
PDS Job No. 147023

*Luis Jurado, P.E.*
*President*

*Gustavo Eckardt, P.E.*
*Project Manager*

JUNE 2018

# Table of Contents

Table of Contents ..... 2

I. Project Overview ..... 3

II. Scope of Work ..... 5

III. Turning Movement Counts (TMC) ..... 6

IV. 72 Hour Bi-Directional Approach Counts ..... 7

# I. Project Overview

Premiere Design Solutions, Inc. (PDS) is pleased to submit this Traffic Count Report to AECOM Technical Services, Inc. (Client), including Traffic Data Collection obtained between May 21, 2018 and June 8, 2018 for the Specific Purpose of an ongoing study along the South Corridor as identified in Miami-Dade County DTPW SMART plan, spanning parallel to South Dixie Highway (US-1) for a length of approximately 19.2 Miles from SW 98th Street in Unincorporated Miami-Dade County (Owner) to W Palm Drive in Florida City

This Report is limited to data necessary for a preliminary study and only includes the intersections requested by our client. The overall project intent is study this segment of the corridor for the implementation of mass transit improvements, to improve connectivity and transit solutions to residents and users in the area. This report includes the necessary traffic counts as requested by the client, for the completion of a traffic study (by others) necessary for the planning, design and implementation process of this corridor.

Due to noticeable difference in traffic operational characteristics at the Northern and Southern portion of the 19.2 mile corridor, the traffic operational analysis, and its data collection, will be divided into two segments. Segments would be known as the North and South. For the scope of this report, only major intersections as identified by the clients have been targeted for traffic counts of the North Segment. Overall, the North Segment alignment includes approximately 6.2 miles of the existing South Dixie Highway (US-1) between SW 98th Street and SW 186th Street. The South Segment includes approximately 13 miles of the existing South Dixie Highway (US-1) between SW 186th Street and W Palm Drive. See figure Below.

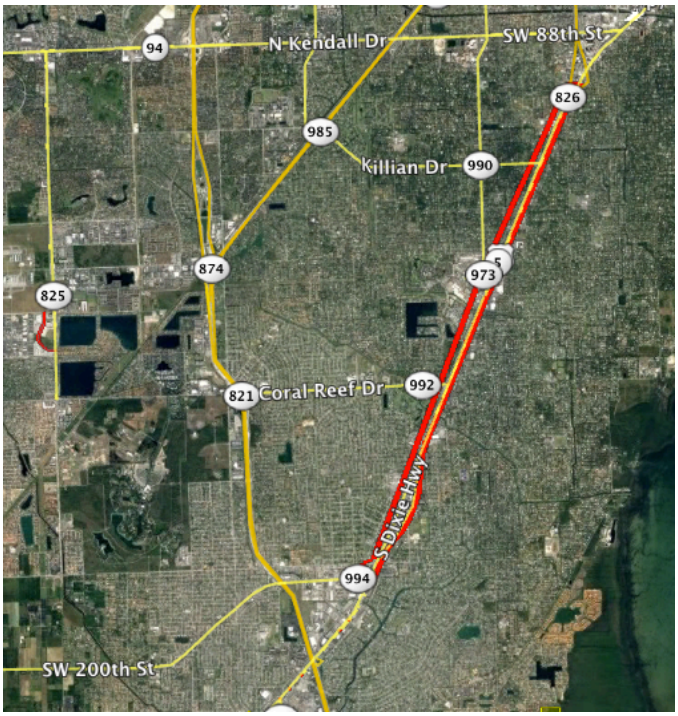

Please note this report is for the preparation of an LPA of existing data collection at critical signalized intersections as identified by our client and involves traffic volume data collection and for the development of existing 2018 weekday AM and PM peak period traffic volumes. Data collection has been obtained collecting 6-hour Turn Movement Counts (TMC) at 10 intersections and 72-hour Bi-Directional Approach machine counts at 3 intersections. Intersections identified by the client as major intersections to be included in this report are shown in the following tables:

## 6-Hour TMC Location

| Int. # | Intersection |
|---|---|
| **Northern Segment** | |
| 1 | South Dixie Hwy @ SW 128TH St |
| 2 | South Dixie Hwy @ SW 132nd St |
| 3 | SW 132nd St @ SW 87th Ave |
| 4 | South Dixie Hwy @ SW 136th St |
| 5 | SW 136 Steet @ SW 8800 Block |
| 6 | South Dixie Hwy @ Mitchell Dr/ SW 144th Street |
| 7 | SW 144 Street @ SW 90 Avenue |
| 8 | South Dixie Hwy @ SW 152nd St |
| 9 | SW 152 Street @ 93 Avenue |
| 10 | South Dixie Hwy @ SW 164th St/ SW 160th Street |

**Total 10 intersections for 6-Hour TMC.**

## 72-Hour Bi-Directional Approach Counts

| Int. # | Int | Approaches | | | | Total |
|---|---|---|---|---|---|---|
| | | EA(WB) | WA(EB) | NA(SB) | SA(NB) | |
| **Northern Segment** | | | | | | |
| 1 | South Dixie Hwy @ SW 128TH St | 1 | 1 | 1 | 1 | 4 |
| 4 | South Dixie Hwy @ SW 136th St | 1 | 1 | 1 | 1 | 4 |
| 8 | South Dixie Hwy @ SW 152nd St | 1 | 1 | 1 | 1 | 4 |
| | ***Total (Northern Segment)*** | | | | | ***12*** |

## II. Scope of Work

Our scope of work in this project included data collection at the intersections identified in the lists above. Traffic data collection at these intersections included traffic volume counts for intersection approaches as well as turning movement counts (TMC's). Traffic data collection were done with Machine Approach Count method at 3 intersections and Turning Movement Counts (TMC) at 10 intersections.

TMC's have been collected along the corridor for one midweek weekday as required (Thursday, May 24, 2018) during the AM and PM peak periods, each peak period being from 6:30 AM to – 9:30 AM and from 4:00 PM to 7:00PM respectively. TMC's were recorded using digital video recording equipment, which were later counted and categorized in traffic count data tables.

Intersection approaches were collected as 72 hour Bi-Directional Approach Counts, utilizing tubes placed at three major signalized intersections as detailed in table above. Tubes captured continuous demand and reports of data identify the corridor's AM and PM peak hour periods. The 24 hour machine counts have been conducted as required for three midweek weekdays (Tuesday, Wednesday and Thursday between May 22, 2018 and May 24, 2018), and are concurrent with the TMC's described above. Please note that due to heavy rainfall some equipment failed and Tube counts at Intersection No. 8 (South Dixie Highway and SW 152 Street) required additional counts performed between June 5, 2018 and June 7, 2018.

All data collected has been incorporated into traffic count sheets and provided in PDF format and also as excel files as raw data for the client's use. Data is presented in the following section of this report.

## III. Turning Movement Counts (TMC)

As required in our scope of work, TMC data was collected at the ten (10) identified intersections as listed below:

- Intersection No. 1- South Dixie Hwy @ SW 128 Street
- Intersection No. 2- South Dixie Hwy @ SW 132 Street
- Intersection No. 3- SW 132 Street @ SW 87 Avenue
- Intersection No. 4- South Dixie Hwy @ SW 136 Street
- Intersection No. 5- SW 136 Street @ SW 8800 Block
- Intersection No. 6- South Dixie Hwy @ SW 144 Street
- Intersection No. 7- SW 144 Street @ SW 90 Avenue
- Intersection No. 8- South Dixie Hwy @ SW 152 Street
- Intersection No. 9- SW 152 Streer @ SW 93 Aveune
- Intersection No. 10- South Dixie Hwy @ SW 164 Street

The attached count reports include 20 pages, two per intersection corresponding to the AM and PM counts at each location. Reports highlight in blue the peak hour and in orange the peak 15 min period, and shows such volume peaks on the top center of the page. Data presented in the main table of the report correspond to all vehicles. Reports also include schematic diagrams of data collected and a schedule in yellow peak hour calculated by multiplying the peak 15 min. period by 4. This data also includes peak hourly data on each direction identified, and includes a breakdown of heavy vehicle, pedestrian and bicycle counts were applicable. All vehicles data includes heavy vehicles in this section.

Data has also been presented to the client in excel format submitted digitally via email and is not included in this report. Printed versions are available upon request. Data presented for the TMC's included 20 excel files, two per intersection, corresponding one for the AM and one for the PM count data showing 15min. data intervals.

## IV. 72 Hour Bi-Directional Approach Counts

As required in our scope of work, 72-Hour Bi-Directional Approach Counts or Tube Counts were collected at the three identified intersections as listed below:

- Intersection No. 1- South Dixie Hwy @ SW 128 Street
- Intersection No. 4- South Dixie Hwy @ SW 136 Street
- Intersection No. 8- South Dixie Hwy @ SW 152 Street

The attached count reports include 180 pages of data sheets, twelve per intersection corresponding to hourly data and 48 per intersection corresponding to 15 min. data. Reports include all vehicle approach count data for each of the 4 directions, and each direction has a North, South and East, West reports plus a combination sheet of NB/SB or EB/WB. Reports highlight in yellow percentages data that is not applicable to this project, and AM and PM peak volumes.

Data has also been presented to the client in excel format submitted digitally via email and is not included in this report. Printed versions are available upon request. Electronic data presented for the approach counts included 72 excel files, twelve per intersection for hourly counts and twelve per intersection for 15 minute counts.

# Turning Movement Counts (TMC)

- Intersection No. 1- South Dixie Hwy @ SW 128 Street
- Intersection No. 2- South Dixie Hwy @ SW 132 Street
- Intersection No. 3- SW 132 Street @ SW 87 Avenue
- Intersection No. 4- South Dixie Hwy @ SW 136 Street
- Intersection No. 5- SW 136 Street @ SW 8800 Block
- Intersection No. 6- South Dixie Hwy @ SW 144 Street
- Intersection No. 7- SW 144 Street @ SW 90 Avenue
- Intersection No. 8- South Dixie Hwy @ SW 152 Street
- Intersection No. 9- SW 152 Streer @ SW 93 Aveune
- Intersection No. 10- South Dixie Hwy @ SW 164 Street

Type of peak hour being reported: Intersection Peak

Method for determining peak hour: Total Entering Volume

**LOCATION:** 1. US 1 (South Dixie Hwy) -- SW 128th St
**CITY/STATE:** Pinecrest, FL

**PDS JOB #:** 14702313
**DATE:** Thu, May 24 2018

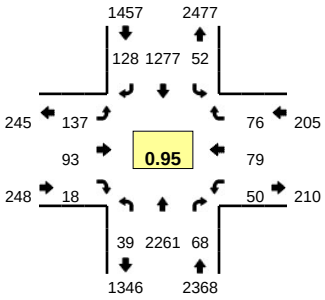


**Peak-Hour: 8:00 AM -- 9:00 AM**
**Peak 15-Min: 8:15 AM -- 8:30 AM**

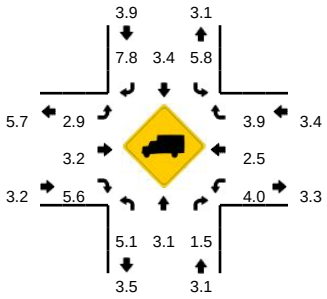


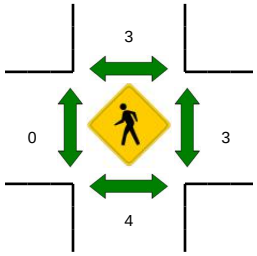


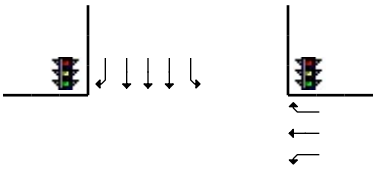

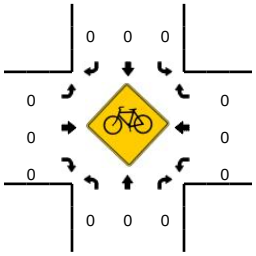


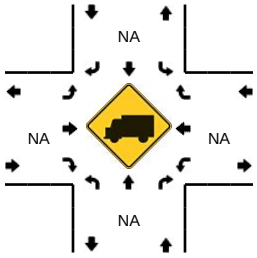


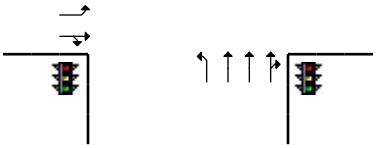

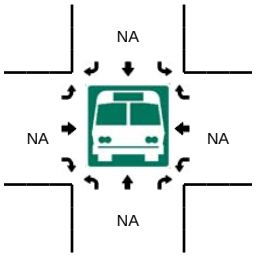


| 15-Min Count Period Beginning At | 1. US 1 (South Dixie Hwy) (Northbound) | | | | 1. US 1 (South Dixie Hwy) (Southbound) | | | | SW 128th St (Eastbound) | | | | SW 128th St (Westbound) | | | | Total | Hourly Totals |
|---|---|---|---|---|---|---|---|---|---|---|---|---|---|---|---|---|---|---|
| | Left | Thru | Right | U | Left | Thru | Right | U | Left | Thru | Right | U | Left | Thru | Right | U | | |
| 6:30 AM | 3 | 648 | 3 | 0 | 3 | 289 | 18 | 0 | 34 | 14 | 1 | 0 | 4 | 9 | 7 | 0 | 1033 | |
| 6:45 AM | 4 | 594 | 7 | 0 | 9 | 305 | 31 | 0 | 22 | 18 | 0 | 0 | 3 | 16 | 13 | 0 | 1022 | |
| 7:00 AM | 6 | 572 | 3 | 0 | 6 | 287 | 26 | 0 | 29 | 18 | 3 | 0 | 4 | 15 | 11 | 0 | 980 | |
| 7:15 AM | 5 | 645 | 6 | 0 | 13 | 328 | 33 | 0 | 21 | 10 | 1 | 0 | 4 | 14 | 9 | 0 | 1089 | 4124 |
| 7:30 AM | 9 | 539 | 7 | 1 | 11 | 321 | 21 | 0 | 34 | 20 | 4 | 0 | 1 | 20 | 13 | 0 | 1001 | 4092 |
| 7:45 AM | 8 | 552 | 10 | 1 | 16 | 328 | 29 | 1 | 33 | 21 | 4 | 0 | 2 | 16 | 22 | 0 | 1043 | 4113 |
| 8:00 AM | 12 | 518 | 8 | 0 | 12 | 319 | 28 | 0 | 33 | 18 | 5 | 0 | 10 | 18 | 24 | 0 | 1005 | 4138 |
| 8:15 AM | 13 | 617 | 25 | 0 | 8 | 310 | 36 | 1 | 34 | 25 | 2 | 0 | 10 | 19 | 24 | 0 | 1124 | 4173 |
| 8:30 AM | 7 | 568 | 16 | 1 | 10 | 305 | 28 | 2 | 33 | 26 | 4 | 0 | 18 | 24 | 16 | 0 | 1058 | 4230 |
| 8:45 AM | 6 | 558 | 19 | 0 | 19 | 343 | 36 | 0 | 37 | 24 | 7 | 0 | 12 | 18 | 12 | 0 | 1091 | 4278 |
| 9:00 AM | 21 | 505 | 16 | 4 | 17 | 299 | 31 | 1 | 25 | 12 | 3 | 0 | 21 | 24 | 20 | 0 | 999 | 4272 |
| 9:15 AM | 9 | 559 | 17 | 3 | 13 | 316 | 28 | 1 | 20 | 15 | 7 | 0 | 13 | 15 | 18 | 0 | 1034 | 4182 |

| Peak 15-Min Flowrates | Northbound | | | | Southbound | | | | Eastbound | | | | Westbound | | | | Total |
|---|---|---|---|---|---|---|---|---|---|---|---|---|---|---|---|---|---|
| | Left | Thru | Right | U | Left | Thru | Right | U | Left | Thru | Right | U | Left | Thru | Right | U | |
| All Vehicles | 52 | 2468 | 100 | 0 | 32 | 1240 | 144 | 4 | 136 | 100 | 8 | 0 | 40 | 76 | 96 | 0 | 4496 |
| Heavy Trucks | 4 | 84 | 0 | | 0 | 44 | 16 | | 4 | 4 | 4 | | 0 | 4 | 4 | | 168 |
| Pedestrians | | 4 | | | | 4 | | | | 0 | | | | 4 | | | 12 |
| Bicycles | 0 | 0 | 0 | | 0 | 0 | 0 | | 0 | 0 | 0 | | 0 | 0 | 0 | | 0 |
| Railroad | | | | | | | | | | | | | | | | | |
| Stopped Buses | | | | | | | | | | | | | | | | | |

*Comments:*

Report generated on 6/5/2018 1:13 PM

SOURCE: Premiere Design Solutions, Inc. (www.pds-eng.com) 954-237-7850

Type of peak hour being reported: Intersection Peak

Method for determining peak hour: Total Entering Volume

**LOCATION:** 1. US 1 (South Dixie Hwy) -- SW 128th St
**CITY/STATE:** Pinecrest, FL

**PDS JOB #:** 14702314
**DATE:** Thu, May 24 2018

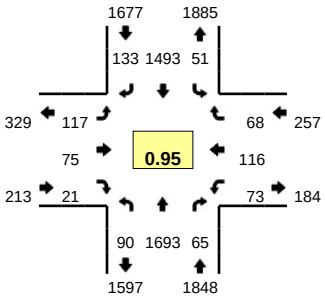


**Peak-Hour: 4:00 PM -- 5:00 PM**
**Peak 15-Min: 4:30 PM -- 4:45 PM**

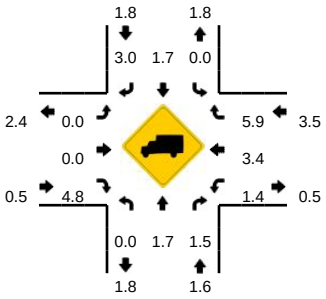


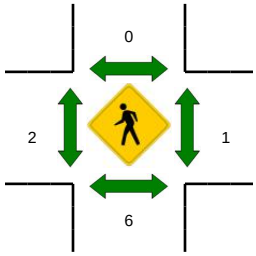


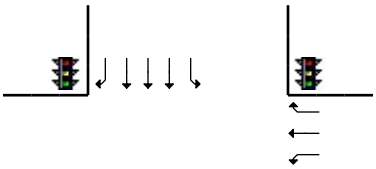

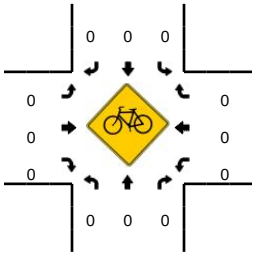


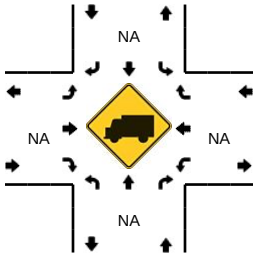


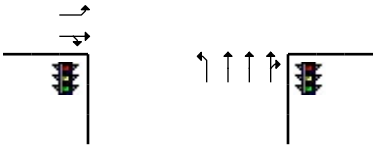

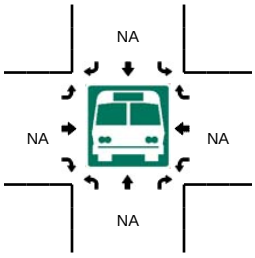


| 15-Min Count Period Beginning At | 1. US 1 (South Dixie Hwy) (Northbound) | | | | 1. US 1 (South Dixie Hwy) (Southbound) | | | | SW 128th St (Eastbound) | | | | SW 128th St (Westbound) | | | | Total | Hourly Totals |
|---|---|---|---|---|---|---|---|---|---|---|---|---|---|---|---|---|---|---|
| | Left | Thru | Right | U | Left | Thru | Right | U | Left | Thru | Right | U | Left | Thru | Right | U | | |
| 4:00 PM | 15 | 428 | 15 | 3 | 9 | 378 | 41 | 2 | 24 | 12 | 3 | 0 | 25 | 31 | 15 | 0 | 1001 | |
| 4:15 PM | 13 | 399 | 13 | 2 | 12 | 316 | 28 | 1 | 38 | 22 | 7 | 0 | 17 | 29 | 21 | 0 | 918 | |
| 4:30 PM | 29 | 436 | 22 | 3 | 11 | 404 | 38 | 3 | 23 | 19 | 4 | 0 | 17 | 25 | 17 | 0 | 1051 | |
| 4:45 PM | 23 | 430 | 15 | 2 | 12 | 395 | 26 | 1 | 32 | 22 | 7 | 0 | 14 | 31 | 15 | 0 | 1025 | 3995 |
| 5:00 PM | 17 | 405 | 12 | 0 | 5 | 300 | 30 | 1 | 23 | 13 | 7 | 0 | 15 | 29 | 17 | 0 | 874 | 3868 |
| 5:15 PM | 23 | 362 | 12 | 5 | 11 | 355 | 24 | 2 | 29 | 22 | 7 | 0 | 20 | 35 | 11 | 0 | 918 | 3868 |
| 5:30 PM | 20 | 360 | 8 | 1 | 5 | 387 | 33 | 6 | 21 | 10 | 3 | 0 | 14 | 19 | 24 | 0 | 911 | 3728 |
| 5:45 PM | 17 | 387 | 18 | 3 | 3 | 333 | 29 | 2 | 35 | 15 | 5 | 0 | 13 | 30 | 26 | 0 | 916 | 3619 |
| 6:00 PM | 13 | 368 | 14 | 0 | 8 | 341 | 26 | 0 | 33 | 22 | 5 | 0 | 10 | 31 | 18 | 0 | 889 | 3634 |
| 6:15 PM | 13 | 376 | 10 | 3 | 9 | 416 | 27 | 2 | 21 | 13 | 2 | 0 | 10 | 24 | 23 | 0 | 949 | 3665 |
| 6:30 PM | 12 | 384 | 24 | 0 | 17 | 360 | 26 | 1 | 10 | 11 | 1 | 0 | 10 | 31 | 21 | 0 | 908 | 3662 |
| 6:45 PM | 18 | 338 | 10 | 0 | 16 | 387 | 17 | 1 | 25 | 24 | 3 | 0 | 15 | 24 | 14 | 0 | 892 | 3638 |

| Peak 15-Min Flowrates | Northbound | | | | Southbound | | | | Eastbound | | | | Westbound | | | | Total |
|---|---|---|---|---|---|---|---|---|---|---|---|---|---|---|---|---|---|
| | Left | Thru | Right | U | Left | Thru | Right | U | Left | Thru | Right | U | Left | Thru | Right | U | |
| All Vehicles | 116 | 1744 | 88 | 12 | 44 | 1616 | 152 | 12 | 92 | 76 | 16 | 0 | 68 | 100 | 68 | 0 | 4204 |
| Heavy Trucks | 0 | 32 | 4 | | 0 | 24 | 0 | | 0 | 0 | 0 | | 4 | 0 | 4 | | 68 |
| Pedestrians | | 0 | | | | 0 | | | | 0 | | | | 0 | | | 0 |
| Bicycles | 0 | 0 | 0 | | 0 | 0 | 0 | | 0 | 0 | 0 | | 0 | 0 | 0 | | 0 |
| Railroad | | | | | | | | | | | | | | | | | |
| Stopped Buses | | | | | | | | | | | | | | | | | |

*Comments:*

Report generated on 6/5/2018 1:13 PM

SOURCE: Premiere Design Solutions, Inc. (www.pds-eng.com) 954-237-7850

Type of peak hour being reported: Intersection Peak

Method for determining peak hour: Total Entering Volume

**LOCATION:** 2. US 1 (South Dixie Hwy) -- SW 132nd St
**CITY/STATE:** Pinecrest, FL

**PDS JOB #:** 14702315
**DATE:** Thu, May 24 2018

**Peak-Hour: 8:00 AM -- 9:00 AM**
**Peak 15-Min: 8:30 AM -- 8:45 AM**

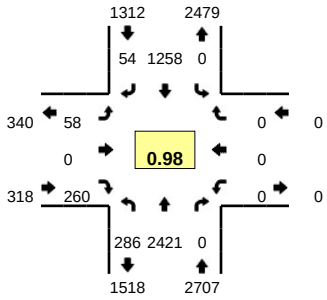


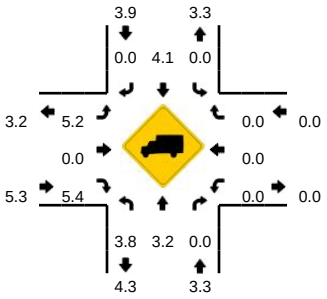


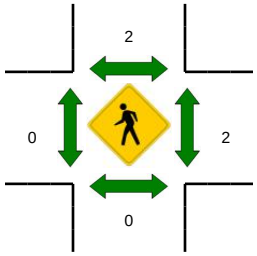




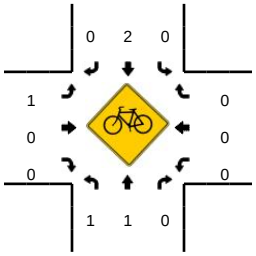


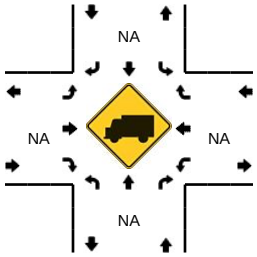


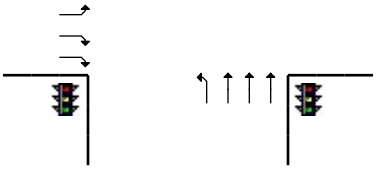

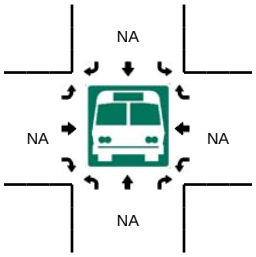


| 15-Min Count Period Beginning At | 2. US 1 (South Dixie Hwy) (Northbound) | | | | 2. US 1 (South Dixie Hwy) (Southbound) | | | | SW 132nd St (Eastbound) | | | | SW 132nd St (Westbound) | | | | Total | Hourly Totals |
|---|---|---|---|---|---|---|---|---|---|---|---|---|---|---|---|---|---|---|
| | Left | Thru | Right | U | Left | Thru | Right | U | Left | Thru | Right | U | Left | Thru | Right | U | | |
| 6:30 AM | 77 | 707 | 0 | 0 | 0 | 276 | 4 | 0 | 3 | 0 | 31 | 0 | 0 | 0 | 0 | 0 | 1098 | |
| 6:45 AM | 47 | 572 | 0 | 0 | 0 | 324 | 3 | 0 | 7 | 0 | 30 | 0 | 0 | 0 | 0 | 0 | 983 | |
| 7:00 AM | 50 | 688 | 0 | 0 | 0 | 276 | 11 | 0 | 5 | 0 | 41 | 0 | 0 | 0 | 0 | 0 | 1071 | |
| 7:15 AM | 63 | 595 | 0 | 0 | 0 | 329 | 10 | 0 | 7 | 0 | 65 | 0 | 0 | 0 | 0 | 0 | 1069 | 4221 |
| 7:30 AM | 95 | 630 | 0 | 0 | 0 | 295 | 14 | 0 | 6 | 0 | 70 | 0 | 0 | 0 | 0 | 0 | 1110 | 4233 |
| 7:45 AM | 71 | 543 | 0 | 0 | 0 | 342 | 9 | 0 | 13 | 0 | 49 | 0 | 0 | 0 | 0 | 0 | 1027 | 4277 |
| 8:00 AM | 86 | 621 | 0 | 0 | 0 | 278 | 17 | 0 | 8 | 0 | 62 | 0 | 0 | 0 | 0 | 0 | 1072 | 4278 |
| 8:15 AM | 59 | 601 | 0 | 0 | 0 | 328 | 15 | 0 | 18 | 0 | 50 | 0 | 0 | 0 | 0 | 0 | 1071 | 4280 |
| 8:30 AM | 83 | 595 | 0 | 0 | 0 | 298 | 10 | 0 | 19 | 0 | 100 | 0 | 0 | 0 | 0 | 0 | 1105 | 4275 |
| 8:45 AM | 58 | 604 | 0 | 0 | 0 | 354 | 12 | 0 | 13 | 0 | 48 | 0 | 0 | 0 | 0 | 0 | 1089 | 4337 |
| 9:00 AM | 84 | 540 | 0 | 0 | 0 | 275 | 21 | 0 | 14 | 0 | 82 | 0 | 0 | 0 | 0 | 0 | 1016 | 4281 |
| 9:15 AM | 72 | 583 | 0 | 0 | 0 | 351 | 11 | 0 | 11 | 0 | 57 | 0 | 0 | 0 | 0 | 0 | 1085 | 4295 |

| Peak 15-Min Flowrates | Northbound | | | | Southbound | | | | Eastbound | | | | Westbound | | | | Total |
|---|---|---|---|---|---|---|---|---|---|---|---|---|---|---|---|---|---|
| | Left | Thru | Right | U | Left | Thru | Right | U | Left | Thru | Right | U | Left | Thru | Right | U | |
| All Vehicles | 332 | 2380 | 0 | 0 | 0 | 1192 | 40 | 0 | 76 | 0 | 400 | 0 | 0 | 0 | 0 | 0 | 4420 |
| Heavy Trucks | 16 | 56 | 0 | | 0 | 40 | 0 | | 0 | 0 | 16 | | 0 | 0 | 0 | | 128 |
| Pedestrians | | 0 | | | | 0 | | | | 0 | | | | 0 | | | 0 |
| Bicycles | 0 | 0 | 0 | | 0 | 0 | 0 | | 1 | 0 | 0 | | 0 | 0 | 0 | | 1 |
| Railroad | | | | | | | | | | | | | | | | | |
| Stopped Buses | | | | | | | | | | | | | | | | | |

*Comments:*

Report generated on 6/5/2018 1:13 PM

SOURCE: Premiere Design Solutions, Inc. (www.pds-eng.com) 954-237-7850

Type of peak hour being reported: Intersection Peak

Method for determining peak hour: Total Entering Volume

**LOCATION:** 2. US 1 (South Dixie Hwy) -- SW 132nd St
**CITY/STATE:** Pinecrest, FL

**PDS JOB #:** 14702316
**DATE:** Thu, May 24 2018

**Peak-Hour: 4:00 PM -- 5:00 PM**
**Peak 15-Min: 4:45 PM -- 5:00 PM**

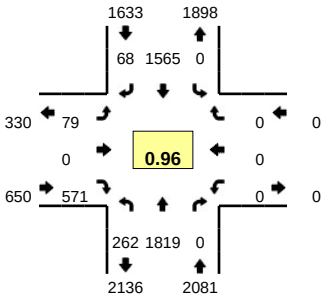


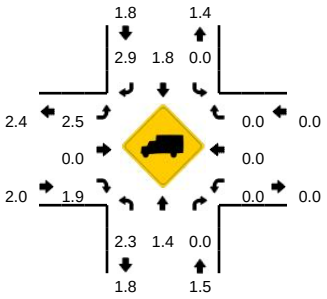


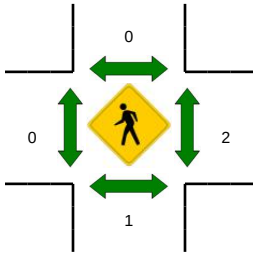




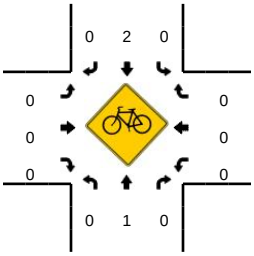


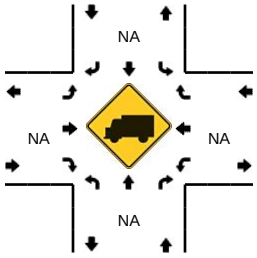


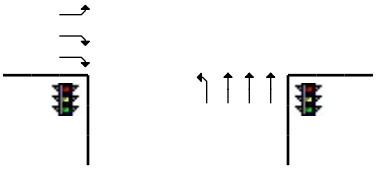

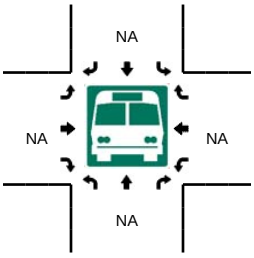


| 15-Min Count Period Beginning At | 2. US 1 (South Dixie Hwy) (Northbound) | | | | 2. US 1 (South Dixie Hwy) (Southbound) | | | | SW 132nd St (Eastbound) | | | | SW 132nd St (Westbound) | | | | Total | Hourly Totals |
|---|---|---|---|---|---|---|---|---|---|---|---|---|---|---|---|---|---|---|
| | Left | Thru | Right | U | Left | Thru | Right | U | Left | Thru | Right | U | Left | Thru | Right | U | | |
| 4:00 PM | 59 | 485 | 0 | 0 | 0 | 371 | 19 | 0 | 22 | 0 | 151 | 0 | 0 | 0 | 0 | 0 | 1107 | |
| 4:15 PM | 61 | 449 | 0 | 0 | 0 | 400 | 20 | 0 | 17 | 0 | 137 | 0 | 0 | 0 | 0 | 0 | 1084 | |
| 4:30 PM | 65 | 410 | 0 | 0 | 0 | 393 | 13 | 0 | 19 | 0 | 142 | 0 | 0 | 0 | 0 | 0 | 1042 | |
| 4:45 PM | 77 | 475 | 0 | 0 | 0 | 401 | 16 | 0 | 21 | 0 | 141 | 0 | 0 | 0 | 0 | 0 | 1131 | 4364 |
| 5:00 PM | 71 | 433 | 0 | 0 | 0 | 311 | 16 | 0 | 18 | 0 | 185 | 0 | 0 | 0 | 0 | 0 | 1034 | 4291 |
| 5:15 PM | 51 | 421 | 0 | 0 | 0 | 425 | 14 | 0 | 17 | 0 | 131 | 0 | 0 | 0 | 0 | 0 | 1059 | 4266 |
| 5:30 PM | 61 | 378 | 0 | 0 | 0 | 410 | 17 | 0 | 9 | 0 | 142 | 0 | 0 | 0 | 0 | 0 | 1017 | 4241 |
| 5:45 PM | 65 | 410 | 0 | 0 | 0 | 394 | 14 | 0 | 16 | 0 | 166 | 0 | 0 | 0 | 0 | 0 | 1065 | 4175 |
| 6:00 PM | 68 | 419 | 0 | 0 | 0 | 316 | 9 | 0 | 15 | 0 | 160 | 0 | 0 | 0 | 0 | 0 | 987 | 4128 |
| 6:15 PM | 52 | 436 | 0 | 1 | 0 | 473 | 20 | 0 | 8 | 0 | 94 | 0 | 0 | 0 | 0 | 0 | 1084 | 4153 |
| 6:30 PM | 51 | 368 | 0 | 0 | 0 | 346 | 14 | 0 | 21 | 0 | 144 | 0 | 0 | 0 | 0 | 0 | 944 | 4080 |
| 6:45 PM | 49 | 378 | 0 | 0 | 0 | 386 | 6 | 0 | 14 | 0 | 147 | 0 | 0 | 0 | 0 | 0 | 980 | 3995 |

| Peak 15-Min Flowrates | Northbound | | | | Southbound | | | | Eastbound | | | | Westbound | | | | Total |
|---|---|---|---|---|---|---|---|---|---|---|---|---|---|---|---|---|---|
| | Left | Thru | Right | U | Left | Thru | Right | U | Left | Thru | Right | U | Left | Thru | Right | U | |
| All Vehicles | 308 | 1900 | 0 | 0 | 0 | 1604 | 64 | 0 | 84 | 0 | 564 | 0 | 0 | 0 | 0 | 0 | 4524 |
| Heavy Trucks | 4 | 24 | 0 | | 0 | 28 | 0 | | 8 | 0 | 8 | | 0 | 0 | 0 | | 72 |
| Pedestrians | | 0 | | | | 0 | | | | 0 | | | | 0 | | | 0 |
| Bicycles | 0 | 0 | 0 | | 0 | 0 | 0 | | 0 | 0 | 0 | | 0 | 0 | 0 | | 0 |
| Railroad | | | | | | | | | | | | | | | | | |
| Stopped Buses | | | | | | | | | | | | | | | | | |

*Comments:*

Report generated on 6/5/2018 1:13 PM

SOURCE: Premiere Design Solutions, Inc. (www.pds-eng.com) 954-237-7850

Type of peak hour being reported: Intersection Peak

Method for determining peak hour: Total Entering Volume

**LOCATION:** 3. SW 87th Ave -- SW 132nd St

**CITY/STATE:** Unincorporated Miami-Dade County, FL

**PDS JOB #:** 14702317

**DATE:** Thu, May 24 2018

**Peak-Hour: 8:30 AM -- 9:30 AM**

**Peak 15-Min: 8:30 AM -- 8:45 AM**

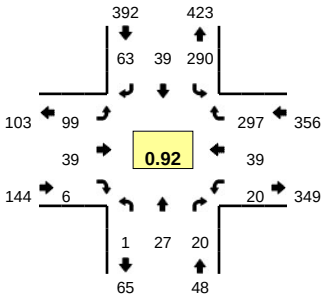


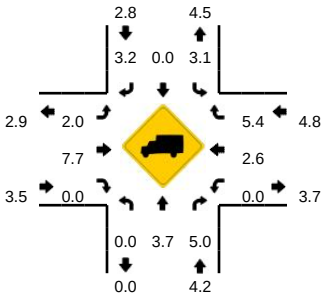


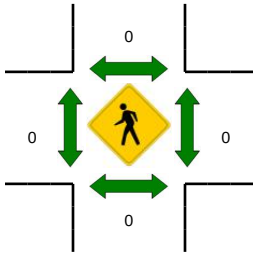


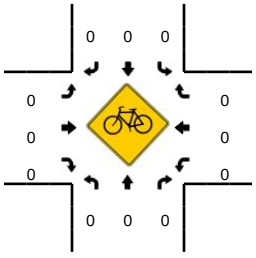


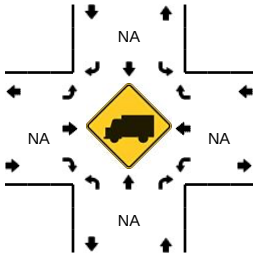


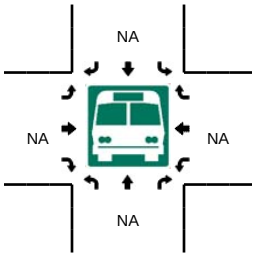


| 15-Min Count Period Beginning At | 3. SW 87th Ave (Northbound) | | | | 3. SW 87th Ave (Southbound) | | | | SW 132nd St (Eastbound) | | | | SW 132nd St (Westbound) | | | | Total | Hourly Totals |
|---|---|---|---|---|---|---|---|---|---|---|---|---|---|---|---|---|---|---|
| | Left | Thru | Right | U | Left | Thru | Right | U | Left | Thru | Right | U | Left | Thru | Right | U | | |
| 6:30 AM | 0 | 1 | 0 | 0 | 25 | 0 | 5 | 0 | 2 | 3 | 0 | 0 | 2 | 0 | 79 | 0 | 117 | |
| 6:45 AM | 0 | 2 | 1 | 0 | 37 | 2 | 2 | 0 | 14 | 4 | 0 | 0 | 0 | 1 | 49 | 0 | 112 | |
| 7:00 AM | 0 | 2 | 2 | 0 | 48 | 5 | 10 | 0 | 21 | 2 | 0 | 0 | 3 | 3 | 53 | 0 | 149 | |
| 7:15 AM | 0 | 3 | 3 | 0 | 71 | 4 | 7 | 0 | 24 | 4 | 0 | 0 | 3 | 3 | 67 | 0 | 189 | 567 |
| 7:30 AM | 1 | 2 | 3 | 0 | 66 | 5 | 5 | 0 | 35 | 3 | 1 | 0 | 5 | 4 | 101 | 0 | 231 | 681 |
| 7:45 AM | 1 | 4 | 6 | 0 | 60 | 8 | 7 | 0 | 34 | 12 | 0 | 0 | 7 | 5 | 68 | 0 | 212 | 781 |
| 8:00 AM | 0 | 2 | 4 | 0 | 55 | 4 | 10 | 0 | 41 | 10 | 0 | 0 | 4 | 7 | 77 | 0 | 214 | 846 |
| 8:15 AM | 0 | 5 | 4 | 0 | 55 | 10 | 20 | 0 | 54 | 13 | 0 | 0 | 5 | 11 | 57 | 1 | 235 | 892 |
| 8:30 AM | 0 | 8 | 5 | 0 | 92 | 7 | 19 | 0 | 26 | 6 | 0 | 0 | 4 | 11 | 77 | 0 | 255 | 916 |
| 8:45 AM | 0 | 7 | 3 | 0 | 57 | 7 | 15 | 0 | 16 | 10 | 2 | 0 | 6 | 9 | 60 | 0 | 192 | 896 |
| 9:00 AM | 1 | 8 | 4 | 0 | 77 | 10 | 11 | 0 | 26 | 11 | 0 | 0 | 7 | 10 | 88 | 0 | 253 | 935 |
| 9:15 AM | 0 | 4 | 8 | 0 | 64 | 15 | 18 | 0 | 31 | 12 | 4 | 0 | 3 | 9 | 72 | 0 | 240 | 940 |

| Peak 15-Min Flowrates | Northbound | | | | Southbound | | | | Eastbound | | | | Westbound | | | | Total |
|---|---|---|---|---|---|---|---|---|---|---|---|---|---|---|---|---|---|
| | Left | Thru | Right | U | Left | Thru | Right | U | Left | Thru | Right | U | Left | Thru | Right | U | |
| All Vehicles | 0 | 32 | 20 | 0 | 368 | 28 | 76 | 0 | 104 | 24 | 0 | 0 | 16 | 44 | 308 | 0 | 1020 |
| Heavy Trucks | 0 | 0 | 0 | | 8 | 0 | 0 | | 4 | 4 | 0 | | 0 | 4 | 12 | | 32 |
| Pedestrians | | 0 | | | | 0 | | | | 0 | | | | 0 | | | 0 |
| Bicycles | 0 | 0 | 0 | | 0 | 0 | 0 | | 0 | 0 | 0 | | 0 | 0 | 0 | | 0 |
| Railroad | | | | | | | | | | | | | | | | | |
| Stopped Buses | | | | | | | | | | | | | | | | | |

*Comments:*

Report generated on 6/5/2018 1:13 PM

SOURCE: Premiere Design Solutions, Inc. (www.pds-eng.com) 954-237-7850

Type of peak hour being reported: Intersection Peak

Method for determining peak hour: Total Entering Volume

**LOCATION:** 3. SW 87th Ave -- SW 132nd St

**CITY/STATE:** Unincorporated Miami-Dade County, FL

**PDS JOB #:** 14702318

**DATE:** Thu, May 24 2018

**Peak-Hour: 4:15 PM -- 5:15 PM**

**Peak 15-Min: 5:00 PM -- 5:15 PM**

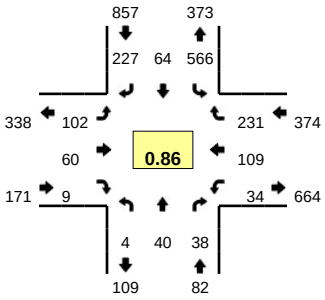


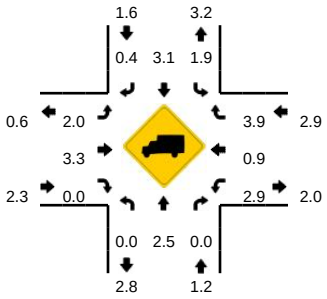


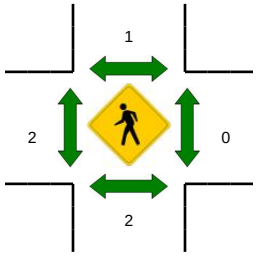


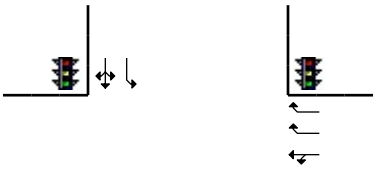

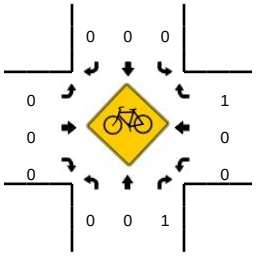


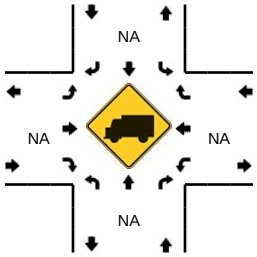




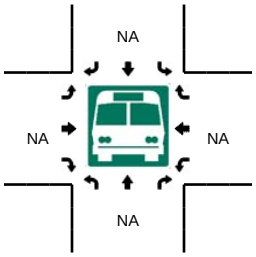


| 15-Min Count Period Beginning At | 3. SW 87th Ave (Northbound) | | | | 3. SW 87th Ave (Southbound) | | | | SW 132nd St (Eastbound) | | | | SW 132nd St (Westbound) | | | | Total | Hourly Totals |
|---|---|---|---|---|---|---|---|---|---|---|---|---|---|---|---|---|---|---|
| | Left | Thru | Right | U | Left | Thru | Right | U | Left | Thru | Right | U | Left | Thru | Right | U | | |
| 4:00 PM | 1 | 9 | 12 | 0 | 137 | 14 | 56 | 0 | 29 | 12 | 2 | 0 | 8 | 24 | 56 | 0 | 360 | |
| 4:15 PM | 0 | 5 | 15 | 1 | 135 | 17 | 50 | 0 | 18 | 15 | 3 | 0 | 4 | 23 | 53 | 0 | 339 | |
| 4:30 PM | 1 | 12 | 9 | 0 | 129 | 14 | 58 | 0 | 26 | 11 | 3 | 0 | 10 | 30 | 56 | 0 | 359 | |
| 4:45 PM | 0 | 8 | 7 | 1 | 131 | 17 | 52 | 0 | 24 | 11 | 2 | 0 | 11 | 29 | 61 | 0 | 354 | 1412 |
| 5:00 PM | 1 | 15 | 7 | 0 | 171 | 16 | 67 | 0 | 34 | 23 | 1 | 0 | 9 | 27 | 61 | 0 | 432 | 1484 |
| 5:15 PM | 0 | 6 | 5 | 0 | 144 | 23 | 48 | 0 | 21 | 10 | 2 | 0 | 17 | 20 | 39 | 0 | 335 | 1480 |
| 5:30 PM | 0 | 12 | 7 | 0 | 142 | 12 | 56 | 0 | 30 | 8 | 5 | 0 | 5 | 36 | 43 | 0 | 356 | 1477 |
| 5:45 PM | 0 | 6 | 7 | 0 | 125 | 8 | 69 | 0 | 16 | 19 | 0 | 0 | 10 | 32 | 53 | 0 | 345 | 1468 |
| 6:00 PM | 0 | 8 | 12 | 0 | 137 | 21 | 50 | 0 | 13 | 15 | 2 | 0 | 9 | 11 | 58 | 0 | 336 | 1372 |
| 6:15 PM | 4 | 11 | 8 | 0 | 91 | 13 | 55 | 0 | 21 | 6 | 0 | 0 | 15 | 28 | 55 | 0 | 307 | 1344 |
| 6:30 PM | 1 | 9 | 8 | 0 | 137 | 10 | 64 | 0 | 18 | 17 | 2 | 0 | 7 | 17 | 48 | 0 | 338 | 1326 |
| 6:45 PM | 0 | 4 | 5 | 0 | 118 | 12 | 54 | 0 | 11 | 11 | 6 | 0 | 6 | 17 | 40 | 0 | 284 | 1265 |

| Peak 15-Min Flowrates | Northbound | | | | Southbound | | | | Eastbound | | | | Westbound | | | | Total |
|---|---|---|---|---|---|---|---|---|---|---|---|---|---|---|---|---|---|
| | Left | Thru | Right | U | Left | Thru | Right | U | Left | Thru | Right | U | Left | Thru | Right | U | |
| All Vehicles | 4 | 60 | 28 | 0 | 684 | 64 | 268 | 0 | 136 | 92 | 4 | 0 | 36 | 108 | 244 | 0 | 1728 |
| Heavy Trucks | 0 | 0 | 0 | | 8 | 4 | 4 | | 4 | 4 | 0 | | 0 | 0 | 8 | | 32 |
| Pedestrians | | 8 | | | | 0 | | | | 0 | | | | 0 | | | 8 |
| Bicycles | 0 | 0 | 0 | | 0 | 0 | 0 | | 0 | 0 | 0 | | 0 | 0 | 0 | | 0 |
| Railroad | | | | | | | | | | | | | | | | | |
| Stopped Buses | | | | | | | | | | | | | | | | | |

*Comments:*

Report generated on 6/5/2018 1:13 PM

SOURCE: Premiere Design Solutions, Inc. (www.pds-eng.com) 954-237-7850

Type of peak hour being reported: Intersection Peak

Method for determining peak hour: Total Entering Volume

**LOCATION:** 4. US 1 (South Dixie Hwy) -- SW 136th St

**CITY/STATE:** Pinecrest / Palmetto Bay, FL

**PDS JOB #:** 14702319

**DATE:** Thu, May 24 2018

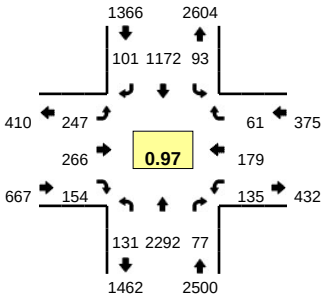


**Peak-Hour: 8:00 AM -- 9:00 AM**

**Peak 15-Min: 8:30 AM -- 8:45 AM**

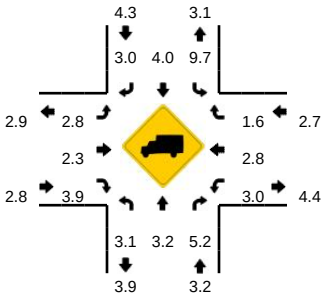


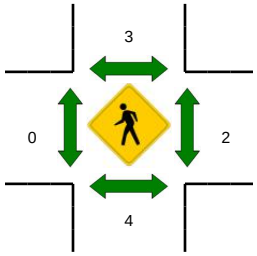


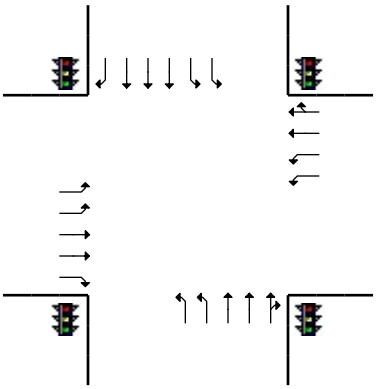

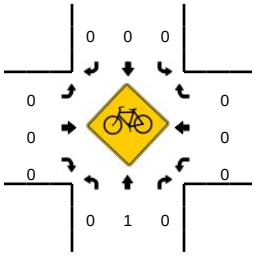


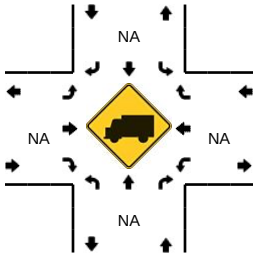


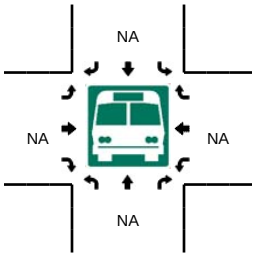


| 15-Min Count Period Beginning At | 4. US 1 (South Dixie Hwy) (Northbound) | | | | 4. US 1 (South Dixie Hwy) (Southbound) | | | | SW 136th St (Eastbound) | | | | SW 136th St (Westbound) | | | | Total | Hourly Totals |
|---|---|---|---|---|---|---|---|---|---|---|---|---|---|---|---|---|---|---|
| | Left | Thru | Right | U | Left | Thru | Right | U | Left | Thru | Right | U | Left | Thru | Right | U | | |
| 6:30 AM | 8 | 739 | 15 | 0 | 0 | 302 | 12 | 0 | 16 | 22 | 7 | 0 | 14 | 12 | 1 | 0 | 1148 | |
| 6:45 AM | 14 | 594 | 16 | 0 | 10 | 292 | 7 | 0 | 43 | 47 | 20 | 0 | 15 | 17 | 7 | 0 | 1082 | |
| 7:00 AM | 19 | 681 | 16 | 0 | 5 | 298 | 11 | 0 | 39 | 40 | 15 | 0 | 24 | 23 | 9 | 0 | 1180 | |
| 7:15 AM | 15 | 571 | 11 | 0 | 18 | 314 | 16 | 0 | 68 | 69 | 21 | 0 | 15 | 28 | 13 | 0 | 1159 | 4569 |
| 7:30 AM | 23 | 652 | 14 | 0 | 18 | 338 | 14 | 0 | 47 | 53 | 35 | 0 | 16 | 50 | 15 | 0 | 1275 | 4696 |
| 7:45 AM | 31 | 562 | 15 | 0 | 28 | 306 | 23 | 0 | 57 | 67 | 41 | 0 | 11 | 40 | 12 | 0 | 1193 | 4807 |
| 8:00 AM | 23 | 608 | 22 | 0 | 19 | 281 | 17 | 1 | 61 | 67 | 28 | 0 | 28 | 37 | 18 | 0 | 1210 | 4837 |
| 8:15 AM | 46 | 546 | 24 | 0 | 22 | 282 | 27 | 2 | 70 | 65 | 40 | 0 | 33 | 47 | 12 | 0 | 1216 | 4894 |
| 8:30 AM | 21 | 600 | 17 | 0 | 30 | 323 | 31 | 0 | 49 | 60 | 39 | 0 | 41 | 41 | 17 | 0 | 1269 | 4888 |
| 8:45 AM | 40 | 538 | 14 | 1 | 18 | 286 | 26 | 1 | 67 | 74 | 47 | 0 | 33 | 54 | 14 | 0 | 1213 | 4908 |
| 9:00 AM | 36 | 570 | 24 | 0 | 20 | 301 | 44 | 1 | 34 | 45 | 29 | 0 | 32 | 58 | 14 | 0 | 1208 | 4906 |
| 9:15 AM | 50 | 520 | 19 | 0 | 27 | 283 | 28 | 2 | 57 | 61 | 37 | 0 | 31 | 48 | 18 | 0 | 1181 | 4871 |

| Peak 15-Min Flowrates | Northbound | | | | Southbound | | | | Eastbound | | | | Westbound | | | | Total |
|---|---|---|---|---|---|---|---|---|---|---|---|---|---|---|---|---|---|
| | Left | Thru | Right | U | Left | Thru | Right | U | Left | Thru | Right | U | Left | Thru | Right | U | |
| All Vehicles | 84 | 2400 | 68 | 0 | 120 | 1292 | 124 | 0 | 196 | 240 | 156 | 0 | 164 | 164 | 68 | 0 | 5076 |
| Heavy Trucks | 4 | 64 | 0 | | 12 | 44 | 8 | | 0 | 4 | 8 | | 8 | 4 | 0 | | 156 |
| Pedestrians | | 0 | | | | 0 | | | | 0 | | | | 0 | | | 0 |
| Bicycles | 0 | 0 | 0 | | 0 | 0 | 0 | | 0 | 0 | 0 | | 0 | 0 | 0 | | 0 |
| Railroad | | | | | | | | | | | | | | | | | |
| Stopped Buses | | | | | | | | | | | | | | | | | |

*Comments:*

Report generated on 6/5/2018 1:13 PM

SOURCE: Premiere Design Solutions, Inc. (www.pds-eng.com) 954-237-7850

Type of peak hour being reported: Intersection Peak

Method for determining peak hour: Total Entering Volume

**LOCATION:** 4. US 1 (South Dixie Hwy) -- SW 136th St

**CITY/STATE:** Pinecrest / Palmetto Bay, FL

**PDS JOB #:** 14702320

**DATE:** Thu, May 24 2018

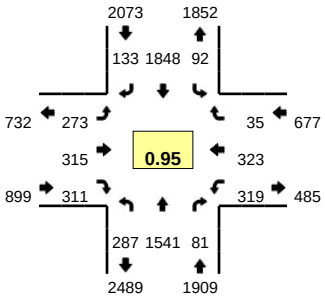


**Peak-Hour: 4:00 PM -- 5:00 PM**

**Peak 15-Min: 4:00 PM -- 4:15 PM**

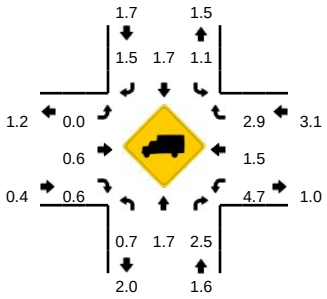


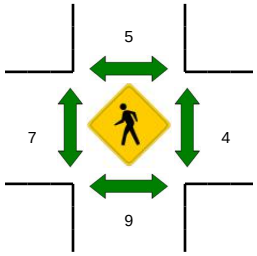


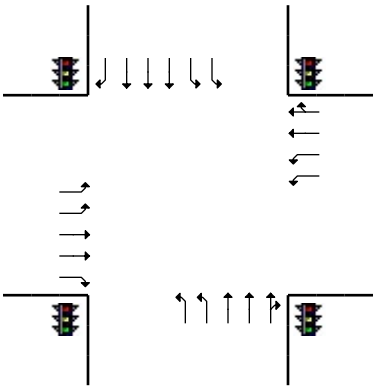

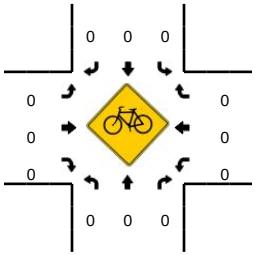


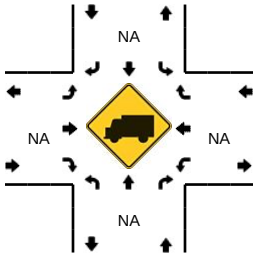




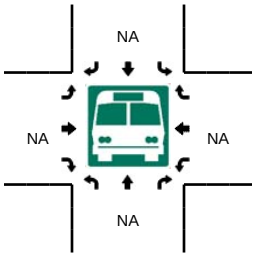


| 15-Min Count Period Beginning At | 4. US 1 (South Dixie Hwy) (Northbound) | | | | 4. US 1 (South Dixie Hwy) (Southbound) | | | | SW 136th St (Eastbound) | | | | SW 136th St (Westbound) | | | | Total | Hourly Totals |
|---|---|---|---|---|---|---|---|---|---|---|---|---|---|---|---|---|---|---|
| | Left | Thru | Right | U | Left | Thru | Right | U | Left | Thru | Right | U | Left | Thru | Right | U | | |
| 4:00 PM | 49 | 424 | 18 | 4 | 21 | 502 | 29 | 1 | 78 | 85 | 85 | 0 | 85 | 76 | 10 | 0 | 1467 | |
| 4:15 PM | 61 | 407 | 18 | 2 | 28 | 485 | 38 | 1 | 53 | 56 | 71 | 0 | 89 | 78 | 7 | 0 | 1394 | |
| 4:30 PM | 89 | 363 | 20 | 3 | 13 | 425 | 37 | 0 | 64 | 95 | 73 | 0 | 82 | 84 | 9 | 0 | 1357 | |
| 4:45 PM | 77 | 347 | 25 | 2 | 27 | 436 | 29 | 1 | 78 | 79 | 82 | 0 | 63 | 85 | 9 | 0 | 1340 | 5558 |
| 5:00 PM | 73 | 372 | 22 | 1 | 23 | 475 | 32 | 1 | 67 | 69 | 82 | 1 | 95 | 98 | 16 | 0 | 1427 | 5518 |
| 5:15 PM | 65 | 345 | 22 | 6 | 26 | 471 | 29 | 1 | 58 | 79 | 73 | 0 | 73 | 88 | 8 | 0 | 1344 | 5468 |
| 5:30 PM | 63 | 349 | 14 | 0 | 31 | 467 | 24 | 0 | 59 | 98 | 80 | 0 | 92 | 77 | 5 | 0 | 1359 | 5470 |
| 5:45 PM | 83 | 332 | 21 | 2 | 18 | 414 | 40 | 0 | 46 | 75 | 78 | 1 | 91 | 100 | 9 | 0 | 1310 | 5440 |
| 6:00 PM | 68 | 388 | 15 | 3 | 21 | 471 | 27 | 0 | 53 | 79 | 81 | 0 | 87 | 82 | 15 | 0 | 1390 | 5403 |
| 6:15 PM | 62 | 397 | 15 | 4 | 26 | 504 | 34 | 0 | 52 | 63 | 61 | 0 | 67 | 73 | 4 | 0 | 1362 | 5421 |
| 6:30 PM | 88 | 324 | 12 | 9 | 25 | 398 | 27 | 0 | 60 | 67 | 75 | 1 | 85 | 90 | 11 | 0 | 1272 | 5334 |
| 6:45 PM | 49 | 283 | 14 | 3 | 29 | 440 | 45 | 0 | 62 | 58 | 76 | 1 | 78 | 90 | 9 | 0 | 1237 | 5261 |

| Peak 15-Min Flowrates | Northbound | | | | Southbound | | | | Eastbound | | | | Westbound | | | | Total |
|---|---|---|---|---|---|---|---|---|---|---|---|---|---|---|---|---|---|
| | Left | Thru | Right | U | Left | Thru | Right | U | Left | Thru | Right | U | Left | Thru | Right | U | |
| All Vehicles | 196 | 1696 | 72 | 16 | 84 | 2008 | 116 | 4 | 312 | 340 | 340 | 0 | 340 | 304 | 40 | 0 | 5868 |
| Heavy Trucks | 4 | 28 | 0 | | 0 | 40 | 8 | | 0 | 0 | 0 | | 20 | 4 | 0 | | 104 |
| Pedestrians | | 8 | | | | 4 | | | | 8 | | | | 0 | | | 20 |
| Bicycles | 0 | 0 | 0 | | 0 | 0 | 0 | | 0 | 0 | 0 | | 0 | 0 | 0 | | 0 |
| Railroad | | | | | | | | | | | | | | | | | |
| Stopped Buses | | | | | | | | | | | | | | | | | |

*Comments:*

Report generated on 6/5/2018 1:13 PM

SOURCE: Premiere Design Solutions, Inc. (www.pds-eng.com) 954-237-7850

Type of peak hour being reported: Intersection Peak | Method for determining peak hour: Total Entering Volume

**LOCATION:** 5. Shopping Center Dwy (8800 Block) -- SW 136th St (Howard Dr) | **PDS JOB #:** 14702321

**CITY/STATE:** Unincorporated Miami-Dade County, FL | **DATE:** Thu, May 24 2018

**Peak-Hour: 8:30 AM -- 9:30 AM**
**Peak 15-Min: 8:45 AM -- 9:00 AM**

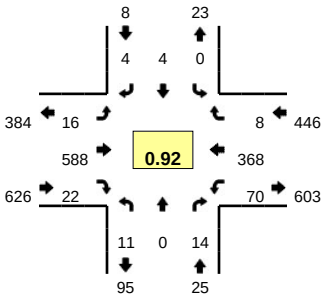


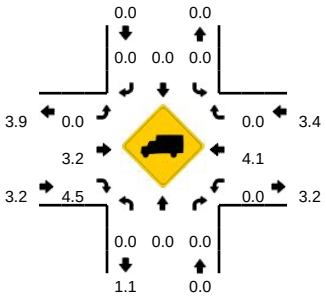


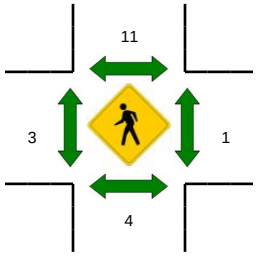


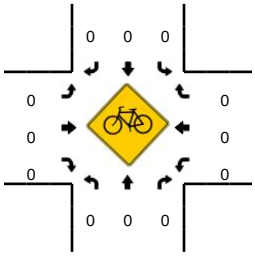


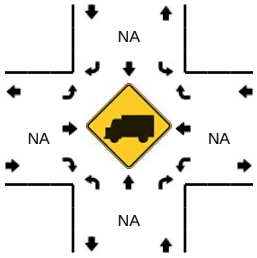


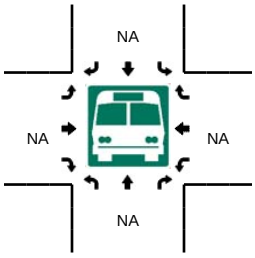


| 15-Min Count Period Beginning At | 5. Shopping Center Dwy (8800 Block) (Northbound) | | | | 5. Shopping Center Dwy (8800 Block) (Southbound) | | | | SW 136th St (Howard Dr) (Eastbound) | | | | SW 136th St (Howard Dr) (Westbound) | | | | Total | Hourly Totals |
|---|---|---|---|---|---|---|---|---|---|---|---|---|---|---|---|---|---|---|
| | Left | Thru | Right | U | Left | Thru | Right | U | Left | Thru | Right | U | Left | Thru | Right | U | | |
| 6:30 AM | 0 | 0 | 0 | 0 | 0 | 1 | 2 | 0 | 3 | 71 | 0 | 0 | 4 | 26 | 0 | 0 | 107 | |
| 6:45 AM | 0 | 0 | 1 | 0 | 0 | 0 | 0 | 0 | 2 | 99 | 3 | 0 | 4 | 33 | 1 | 0 | 143 | |
| 7:00 AM | 0 | 0 | 0 | 0 | 0 | 0 | 1 | 0 | 2 | 105 | 0 | 0 | 3 | 48 | 0 | 0 | 159 | |
| 7:15 AM | 1 | 0 | 0 | 0 | 0 | 0 | 1 | 0 | 2 | 152 | 1 | 0 | 1 | 60 | 0 | 0 | 218 | 627 |
| 7:30 AM | 1 | 0 | 1 | 0 | 0 | 0 | 1 | 0 | 3 | 146 | 0 | 0 | 6 | 77 | 0 | 1 | 236 | 756 |
| 7:45 AM | 0 | 0 | 0 | 0 | 0 | 0 | 4 | 0 | 4 | 152 | 1 | 0 | 4 | 91 | 1 | 0 | 257 | 870 |
| 8:00 AM | 0 | 0 | 2 | 0 | 0 | 0 | 2 | 0 | 4 | 171 | 1 | 0 | 4 | 63 | 1 | 0 | 248 | 959 |
| 8:15 AM | 0 | 0 | 0 | 0 | 0 | 0 | 1 | 0 | 2 | 154 | 0 | 0 | 11 | 109 | 1 | 0 | 278 | 1019 |
| 8:30 AM | 3 | 0 | 3 | 0 | 0 | 0 | 1 | 0 | 2 | 179 | 3 | 0 | 14 | 73 | 0 | 1 | 279 | 1062 |
| 8:45 AM | 0 | 0 | 3 | 0 | 0 | 1 | 0 | 0 | 4 | 164 | 4 | 0 | 16 | 105 | 2 | 0 | 299 | 1104 |
| 9:00 AM | 4 | 0 | 2 | 0 | 0 | 2 | 2 | 0 | 4 | 114 | 6 | 1 | 17 | 92 | 2 | 0 | 246 | 1102 |
| 9:15 AM | 4 | 0 | 6 | 0 | 0 | 1 | 1 | 0 | 5 | 131 | 9 | 0 | 22 | 98 | 4 | 0 | 281 | 1105 |

| Peak 15-Min Flowrates | Northbound | | | | Southbound | | | | Eastbound | | | | Westbound | | | | Total |
|---|---|---|---|---|---|---|---|---|---|---|---|---|---|---|---|---|---|
| | Left | Thru | Right | U | Left | Thru | Right | U | Left | Thru | Right | U | Left | Thru | Right | U | |
| All Vehicles | 0 | 0 | 12 | 0 | 0 | 4 | 0 | 0 | 16 | 656 | 16 | 0 | 64 | 420 | 8 | 0 | 1196 |
| Heavy Trucks | 0 | 0 | 0 | | 0 | 0 | 0 | | 0 | 24 | 0 | | 0 | 12 | 0 | | 36 |
| Pedestrians | | 12 | | | | 8 | | | | 4 | | | | 0 | | | 24 |
| Bicycles | 0 | 0 | 0 | | 0 | 0 | 0 | | 0 | 0 | 0 | | 0 | 0 | 0 | | 0 |
| Railroad | | | | | | | | | | | | | | | | | |
| Stopped Buses | | | | | | | | | | | | | | | | | |

*Comments:*

Report generated on 6/5/2018 1:13 PM

SOURCE: Premiere Design Solutions, Inc. (www.pds-eng.com) 954-237-7850

Type of peak hour being reported: Intersection Peak

Method for determining peak hour: Total Entering Volume

**LOCATION:** 5. Shopping Center Dwy (8800 Block) -- SW 136th St (Howard Dr)

**PDS JOB #:** 14702322

**CITY/STATE:** Unincorporated Miami-Dade County, FL

**DATE:** Thu, May 24 2018

**Peak-Hour: 4:30 PM -- 5:30 PM**
**Peak 15-Min: 5:00 PM -- 5:15 PM**

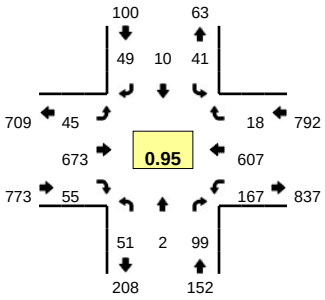


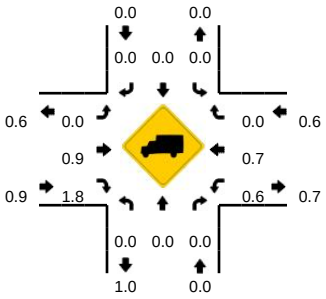


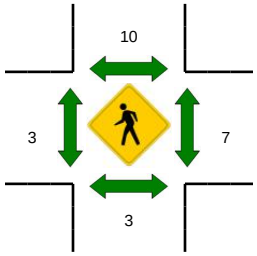


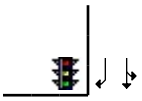

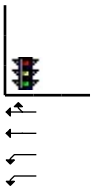

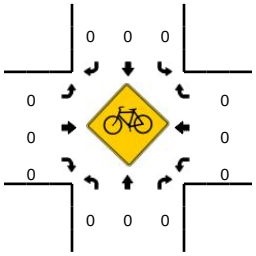


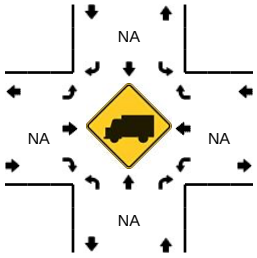


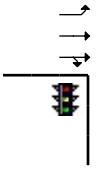



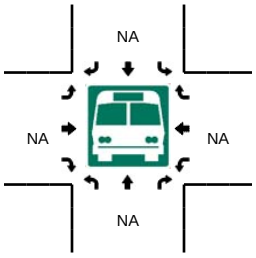


| 15-Min Count Period Beginning At | 5. Shopping Center Dwy (8800 Block) (Northbound) | | | | 5. Shopping Center Dwy (8800 Block) (Southbound) | | | | SW 136th St (Howard Dr) (Eastbound) | | | | SW 136th St (Howard Dr) (Westbound) | | | | Total | Hourly Totals |
|---|---|---|---|---|---|---|---|---|---|---|---|---|---|---|---|---|---|---|
| | Left | Thru | Right | U | Left | Thru | Right | U | Left | Thru | Right | U | Left | Thru | Right | U | | |
| 4:00 PM | 11 | 3 | 32 | 0 | 12 | 7 | 12 | 0 | 12 | 170 | 13 | 1 | 28 | 133 | 3 | 6 | 443 | |
| 4:15 PM | 12 | 2 | 30 | 0 | 14 | 4 | 13 | 0 | 14 | 154 | 5 | 1 | 36 | 136 | 4 | 4 | 429 | |
| 4:30 PM | 16 | 0 | 17 | 0 | 11 | 1 | 8 | 0 | 8 | 165 | 7 | 0 | 34 | 148 | 5 | 9 | 429 | |
| 4:45 PM | 10 | 1 | 29 | 0 | 7 | 1 | 8 | 0 | 10 | 175 | 17 | 1 | 47 | 145 | 3 | 6 | 460 | 1761 |
| 5:00 PM | 12 | 1 | 25 | 0 | 11 | 2 | 15 | 0 | 10 | 186 | 13 | 0 | 26 | 163 | 7 | 8 | 479 | 1797 |
| 5:15 PM | 13 | 0 | 28 | 0 | 12 | 6 | 18 | 0 | 15 | 147 | 18 | 1 | 36 | 151 | 3 | 1 | 449 | 1817 |
| 5:30 PM | 12 | 1 | 21 | 0 | 11 | 3 | 15 | 0 | 12 | 164 | 8 | 2 | 34 | 127 | 4 | 6 | 420 | 1808 |
| 5:45 PM | 12 | 1 | 31 | 0 | 6 | 2 | 5 | 0 | 9 | 140 | 15 | 1 | 53 | 146 | 3 | 3 | 427 | 1775 |
| 6:00 PM | 6 | 1 | 21 | 0 | 3 | 4 | 13 | 0 | 12 | 157 | 7 | 0 | 30 | 135 | 3 | 7 | 399 | 1695 |
| 6:15 PM | 19 | 2 | 29 | 0 | 10 | 2 | 11 | 0 | 8 | 161 | 17 | 0 | 50 | 126 | 1 | 6 | 442 | 1688 |
| 6:30 PM | 11 | 3 | 20 | 0 | 6 | 3 | 11 | 0 | 6 | 141 | 10 | 1 | 44 | 148 | 6 | 1 | 411 | 1679 |
| 6:45 PM | 15 | 2 | 25 | 0 | 8 | 1 | 7 | 0 | 9 | 131 | 11 | 0 | 44 | 121 | 5 | 4 | 383 | 1635 |

| Peak 15-Min Flowrates | Northbound | | | | Southbound | | | | Eastbound | | | | Westbound | | | | Total |
|---|---|---|---|---|---|---|---|---|---|---|---|---|---|---|---|---|---|
| | Left | Thru | Right | U | Left | Thru | Right | U | Left | Thru | Right | U | Left | Thru | Right | U | |
| All Vehicles | 48 | 4 | 100 | 0 | 44 | 8 | 60 | 0 | 40 | 744 | 52 | 0 | 104 | 652 | 28 | 32 | 1916 |
| Heavy Trucks | 0 | 0 | 0 | | 0 | 0 | 0 | | 0 | 4 | 0 | | 0 | 0 | 0 | | 4 |
| Pedestrians | | 4 | | | | 20 | | | | 0 | | | | 0 | | | 24 |
| Bicycles | 0 | 0 | 0 | | 0 | 0 | 0 | | 0 | 0 | 0 | | 0 | 0 | 0 | | 0 |
| Railroad | | | | | | | | | | | | | | | | | |
| Stopped Buses | | | | | | | | | | | | | | | | | |

*Comments:*

Report generated on 6/5/2018 1:13 PM

SOURCE: Premiere Design Solutions, Inc. (www.pds-eng.com) 954-237-7850

Type of peak hour being reported: Intersection Peak

Method for determining peak hour: Total Entering Volume

**LOCATION:** 6. US 1 (South Dixie Hwy) -- Mitchell Dr/SW 144th St

**CITY/STATE:** Palmetto Bay, FL

**PDS JOB #:** 14702323

**DATE:** Thu, May 24 2018

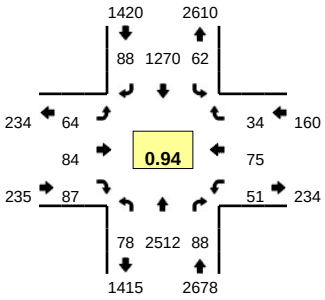


**Peak-Hour: 6:45 AM -- 7:45 AM**

**Peak 15-Min: 7:30 AM -- 7:45 AM**

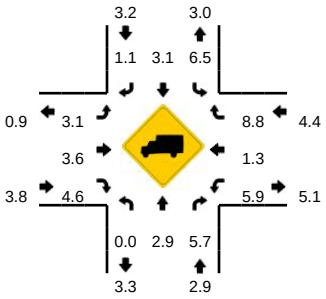


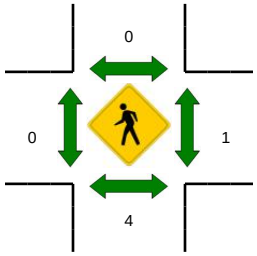


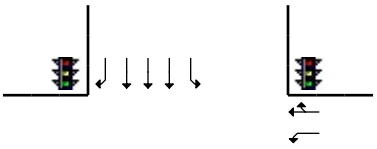

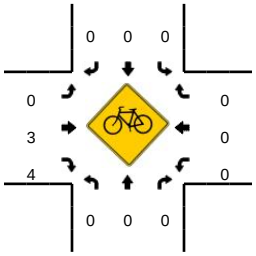


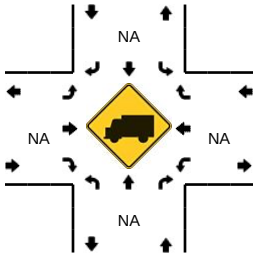


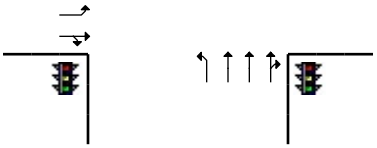

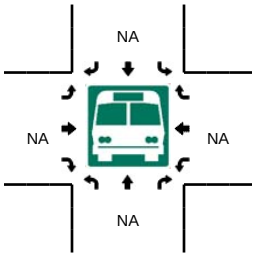


| 15-Min Count Period Beginning At | 6. US 1 (South Dixie Hwy) (Northbound) | | | | 6. US 1 (South Dixie Hwy) (Southbound) | | | | Mitchell Dr/SW 144th St (Eastbound) | | | | Mitchell Dr/SW 144th St (Westbound) | | | | Total | Hourly Totals |
|---|---|---|---|---|---|---|---|---|---|---|---|---|---|---|---|---|---|---|
| | Left | Thru | Right | U | Left | Thru | Right | U | Left | Thru | Right | U | Left | Thru | Right | U | | |
| 6:30 AM | 11 | 732 | 20 | 1 | 10 | 273 | 9 | 0 | 12 | 19 | 13 | 0 | 7 | 14 | 8 | 0 | 1129 | |
| 6:45 AM | 10 | 670 | 21 | 0 | 9 | 312 | 34 | 0 | 11 | 14 | 17 | 0 | 8 | 16 | 9 | 0 | 1131 | |
| 7:00 AM | 17 | 627 | 18 | 5 | 19 | 304 | 19 | 0 | 19 | 23 | 17 | 0 | 23 | 20 | 8 | 0 | 1119 | |
| 7:15 AM | 19 | 570 | 25 | 0 | 17 | 298 | 17 | 0 | 18 | 24 | 22 | 0 | 9 | 18 | 11 | 0 | 1048 | 4427 |
| 7:30 AM | 25 | 645 | 24 | 2 | 17 | 356 | 18 | 0 | 16 | 23 | 31 | 0 | 11 | 21 | 6 | 0 | 1195 | 4493 |
| 7:45 AM | 35 | 592 | 29 | 0 | 15 | 301 | 15 | 0 | 16 | 16 | 14 | 0 | 16 | 23 | 3 | 0 | 1075 | 4437 |
| 8:00 AM | 22 | 518 | 31 | 2 | 17 | 267 | 10 | 1 | 19 | 20 | 26 | 0 | 22 | 25 | 11 | 0 | 991 | 4309 |
| 8:15 AM | 34 | 601 | 33 | 1 | 16 | 315 | 22 | 0 | 13 | 18 | 23 | 0 | 16 | 22 | 11 | 0 | 1125 | 4386 |
| 8:30 AM | 20 | 661 | 32 | 1 | 17 | 359 | 15 | 0 | 17 | 19 | 29 | 0 | 22 | 24 | 6 | 0 | 1222 | 4413 |
| 8:45 AM | 18 | 562 | 34 | 1 | 19 | 338 | 17 | 1 | 12 | 27 | 24 | 0 | 19 | 24 | 15 | 0 | 1111 | 4449 |
| 9:00 AM | 22 | 532 | 25 | 0 | 14 | 276 | 7 | 2 | 24 | 17 | 29 | 0 | 18 | 20 | 16 | 0 | 1002 | 4460 |
| 9:15 AM | 23 | 582 | 33 | 3 | 20 | 318 | 16 | 2 | 20 | 13 | 25 | 0 | 10 | 19 | 9 | 0 | 1093 | 4428 |

| Peak 15-Min Flowrates | Northbound | | | | Southbound | | | | Eastbound | | | | Westbound | | | | Total |
|---|---|---|---|---|---|---|---|---|---|---|---|---|---|---|---|---|---|
| | Left | Thru | Right | U | Left | Thru | Right | U | Left | Thru | Right | U | Left | Thru | Right | U | |
| All Vehicles | 100 | 2580 | 96 | 8 | 68 | 1424 | 72 | 0 | 64 | 92 | 124 | 0 | 44 | 84 | 24 | 0 | 4780 |
| Heavy Trucks | 0 | 72 | 8 | | 8 | 40 | 4 | | 4 | 12 | 4 | | 0 | 4 | 0 | | 156 |
| Pedestrians | | 16 | | | | 0 | | | | 0 | | | | 4 | | | 20 |
| Bicycles | 0 | 0 | 0 | | 0 | 0 | 0 | | 0 | 1 | 3 | | 0 | 0 | 0 | | 4 |
| Railroad | | | | | | | | | | | | | | | | | |
| Stopped Buses | | | | | | | | | | | | | | | | | |

*Comments:*

Report generated on 6/5/2018 1:13 PM

SOURCE: Premiere Design Solutions, Inc. (www.pds-eng.com) 954-237-7850

Type of peak hour being reported: Intersection Peak

Method for determining peak hour: Total Entering Volume

**LOCATION:** 6. US 1 (South Dixie Hwy) -- Mitchell Dr/SW 144th St

**CITY/STATE:** Palmetto Bay, FL

**PDS JOB #:** 14702324

**DATE:** Thu, May 24 2018

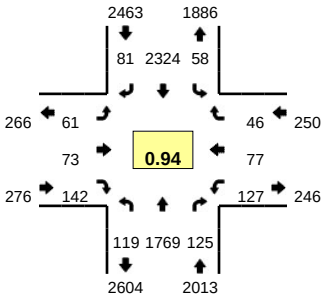


**Peak-Hour: 4:00 PM -- 5:00 PM**

**Peak 15-Min: 4:00 PM -- 4:15 PM**

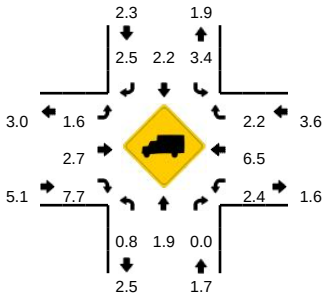


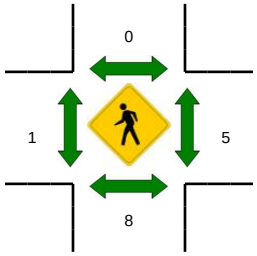


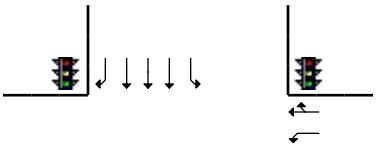

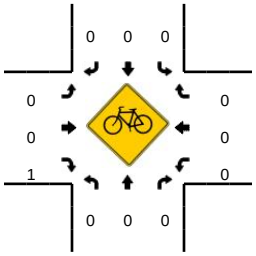


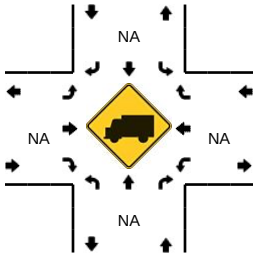


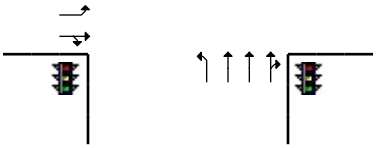

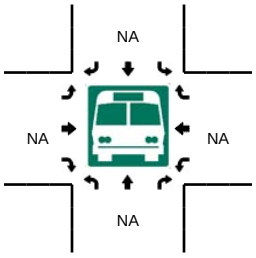


| 15-Min Count Period Beginning At | 6. US 1 (South Dixie Hwy) (Northbound) | | | | 6. US 1 (South Dixie Hwy) (Southbound) | | | | Mitchell Dr/SW 144th St (Eastbound) | | | | Mitchell Dr/SW 144th St (Westbound) | | | | Total | Hourly Totals |
|---|---|---|---|---|---|---|---|---|---|---|---|---|---|---|---|---|---|---|
| | Left | Thru | Right | U | Left | Thru | Right | U | Left | Thru | Right | U | Left | Thru | Right | U | | |
| 4:00 PM | 25 | 501 | 35 | 1 | 12 | 617 | 24 | 5 | 14 | 18 | 37 | 0 | 20 | 15 | 12 | 0 | 1336 | |
| 4:15 PM | 26 | 450 | 32 | 5 | 13 | 567 | 25 | 2 | 14 | 21 | 33 | 0 | 34 | 22 | 9 | 0 | 1253 | |
| 4:30 PM | 27 | 401 | 22 | 2 | 13 | 557 | 12 | 3 | 13 | 13 | 45 | 0 | 39 | 20 | 11 | 0 | 1178 | |
| 4:45 PM | 30 | 417 | 36 | 3 | 10 | 583 | 20 | 0 | 20 | 21 | 27 | 0 | 34 | 20 | 14 | 0 | 1235 | 5002 |
| 5:00 PM | 32 | 420 | 29 | 1 | 12 | 610 | 20 | 0 | 16 | 17 | 29 | 0 | 25 | 19 | 13 | 0 | 1243 | 4909 |
| 5:15 PM | 27 | 390 | 33 | 1 | 13 | 573 | 17 | 0 | 13 | 24 | 41 | 0 | 33 | 24 | 4 | 0 | 1193 | 4849 |
| 5:30 PM | 28 | 411 | 40 | 8 | 12 | 587 | 17 | 1 | 15 | 15 | 40 | 0 | 37 | 12 | 10 | 0 | 1233 | 4904 |
| 5:45 PM | 31 | 405 | 40 | 1 | 6 | 602 | 21 | 0 | 16 | 19 | 40 | 0 | 30 | 21 | 6 | 0 | 1238 | 4907 |
| 6:00 PM | 29 | 420 | 34 | 1 | 14 | 565 | 12 | 0 | 10 | 20 | 33 | 0 | 26 | 17 | 7 | 0 | 1188 | 4852 |
| 6:15 PM | 35 | 401 | 27 | 3 | 18 | 565 | 8 | 0 | 15 | 22 | 33 | 0 | 34 | 16 | 13 | 0 | 1190 | 4849 |
| 6:30 PM | 23 | 352 | 19 | 2 | 10 | 515 | 25 | 0 | 15 | 18 | 41 | 0 | 40 | 21 | 12 | 0 | 1093 | 4709 |
| 6:45 PM | 26 | 363 | 39 | 0 | 11 | 550 | 15 | 0 | 20 | 16 | 31 | 0 | 31 | 21 | 15 | 0 | 1138 | 4609 |

| Peak 15-Min Flowrates | Northbound | | | | Southbound | | | | Eastbound | | | | Westbound | | | | Total |
|---|---|---|---|---|---|---|---|---|---|---|---|---|---|---|---|---|---|
| | Left | Thru | Right | U | Left | Thru | Right | U | Left | Thru | Right | U | Left | Thru | Right | U | |
| All Vehicles | 100 | 2004 | 140 | 4 | 48 | 2468 | 96 | 20 | 56 | 72 | 148 | 0 | 80 | 60 | 48 | 0 | 5344 |
| Heavy Trucks | 4 | 36 | 0 | | 0 | 60 | 4 | | 0 | 0 | 16 | | 4 | 4 | 4 | | 132 |
| Pedestrians | | 16 | | | | 0 | | | | 0 | | | | 0 | | | 16 |
| Bicycles | 0 | 0 | 0 | | 0 | 0 | 0 | | 0 | 0 | 1 | | 0 | 0 | 0 | | 1 |
| Railroad | | | | | | | | | | | | | | | | | |
| Stopped Buses | | | | | | | | | | | | | | | | | |

*Comments:*

Report generated on 6/5/2018 1:13 PM

SOURCE: Premiere Design Solutions, Inc. (www.pds-eng.com) 954-237-7850

Type of peak hour being reported: Intersection Peak

Method for determining peak hour: Total Entering Volume

**LOCATION:** 7. SW 90th Ave -- SW 144th St (Mitchell Dr)

**CITY/STATE:** Unincorporated Miami-Dade County, FL

**PDS JOB #:** 14702325

**DATE:** Thu, May 24 2018

**Peak-Hour: 7:30 AM -- 8:30 AM**

**Peak 15-Min: 7:45 AM -- 8:00 AM**

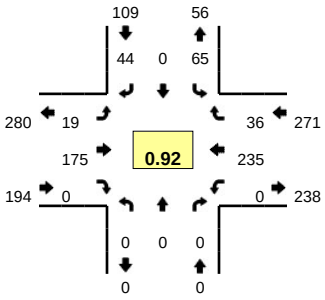


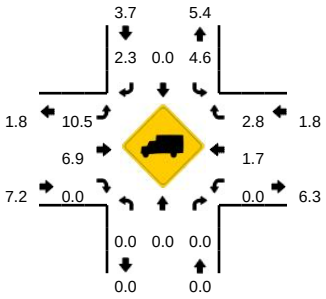


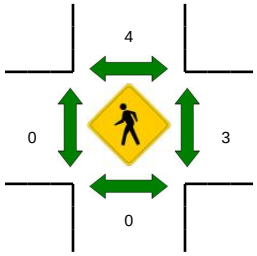





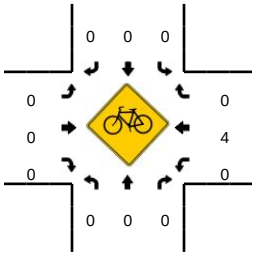


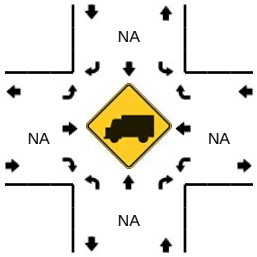





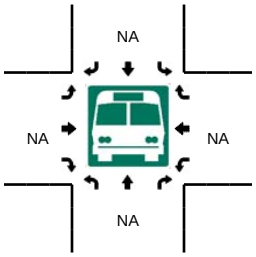


| 15-Min Count Period Beginning At | 7. SW 90th Ave (Northbound) | | | | 7. SW 90th Ave (Southbound) | | | | SW 144th St (Mitchell Dr) (Eastbound) | | | | SW 144th St (Mitchell Dr) (Westbound) | | | | Total | Hourly Totals |
|---|---|---|---|---|---|---|---|---|---|---|---|---|---|---|---|---|---|---|
| | Left | Thru | Right | U | Left | Thru | Right | U | Left | Thru | Right | U | Left | Thru | Right | U | | |
| 6:30 AM | 0 | 0 | 0 | 0 | 17 | 0 | 6 | 0 | 0 | 35 | 0 | 0 | 0 | 31 | 6 | 0 | 95 | |
| 6:45 AM | 0 | 0 | 0 | 0 | 17 | 0 | 6 | 0 | 2 | 29 | 0 | 0 | 0 | 60 | 2 | 0 | 116 | |
| 7:00 AM | 0 | 0 | 0 | 0 | 20 | 0 | 7 | 0 | 2 | 45 | 0 | 0 | 0 | 48 | 8 | 0 | 130 | |
| 7:15 AM | 0 | 0 | 0 | 0 | 19 | 0 | 7 | 0 | 3 | 43 | 0 | 0 | 0 | 46 | 8 | 0 | 126 | 467 |
| 7:30 AM | 0 | 0 | 0 | 0 | 11 | 0 | 16 | 1 | 6 | 49 | 0 | 0 | 0 | 52 | 12 | 0 | 147 | 519 |
| 7:45 AM | 0 | 0 | 0 | 0 | 22 | 0 | 15 | 1 | 5 | 37 | 0 | 1 | 0 | 65 | 10 | 0 | 156 | 559 |
| 8:00 AM | 0 | 0 | 0 | 0 | 19 | 0 | 5 | 0 | 4 | 40 | 0 | 0 | 0 | 49 | 8 | 0 | 125 | 554 |
| 8:15 AM | 0 | 0 | 0 | 0 | 11 | 0 | 8 | 0 | 3 | 49 | 0 | 0 | 0 | 69 | 6 | 0 | 146 | 574 |
| 8:30 AM | 0 | 0 | 0 | 0 | 20 | 0 | 9 | 0 | 1 | 52 | 0 | 0 | 0 | 54 | 8 | 0 | 144 | 571 |
| 8:45 AM | 0 | 0 | 0 | 0 | 9 | 0 | 6 | 0 | 3 | 58 | 0 | 2 | 0 | 47 | 9 | 0 | 134 | 549 |
| 9:00 AM | 0 | 0 | 0 | 0 | 14 | 0 | 5 | 0 | 3 | 47 | 0 | 0 | 0 | 44 | 5 | 0 | 118 | 542 |
| 9:15 AM | 0 | 0 | 0 | 0 | 16 | 0 | 2 | 0 | 6 | 40 | 0 | 0 | 0 | 46 | 7 | 0 | 117 | 513 |

| Peak 15-Min Flowrates | Northbound | | | | Southbound | | | | Eastbound | | | | Westbound | | | | Total |
|---|---|---|---|---|---|---|---|---|---|---|---|---|---|---|---|---|---|
| | Left | Thru | Right | U | Left | Thru | Right | U | Left | Thru | Right | U | Left | Thru | Right | U | |
| All Vehicles | 0 | 0 | 0 | 0 | 88 | 0 | 60 | 4 | 20 | 148 | 0 | 4 | 0 | 260 | 40 | 0 | 624 |
| Heavy Trucks | 0 | 0 | 0 | | 4 | 0 | 4 | | 0 | 0 | 0 | | 0 | 4 | 0 | | 12 |
| Pedestrians | | 0 | | | | 4 | | | | 0 | | | | 0 | | | 4 |
| Bicycles | 0 | 0 | 0 | | 0 | 0 | 0 | | 0 | 0 | 0 | | 0 | 0 | 0 | | 0 |
| Railroad | | | | | | | | | | | | | | | | | |
| Stopped Buses | | | | | | | | | | | | | | | | | |

*Comments:*

Report generated on 6/5/2018 1:13 PM

SOURCE: Premiere Design Solutions, Inc. (www.pds-eng.com) 954-237-7850

Type of peak hour being reported: Intersection Peak

Method for determining peak hour: Total Entering Volume

**LOCATION:** 7. SW 90th Ave -- SW 144th St (Mitchell Dr)

**CITY/STATE:** Unincorporated Miami-Dade County, FL

**PDS JOB #:** 14702326

**DATE:** Thu, May 24 2018

**Peak-Hour: 5:15 PM -- 6:15 PM**

**Peak 15-Min: 5:45 PM -- 6:00 PM**

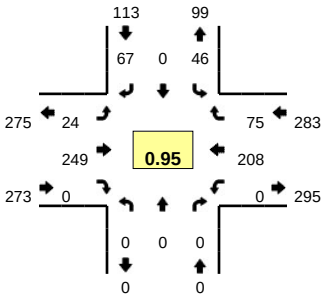


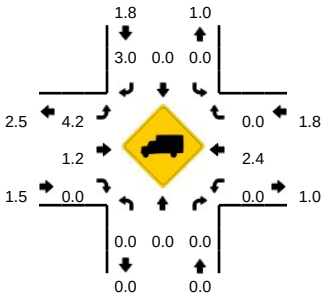


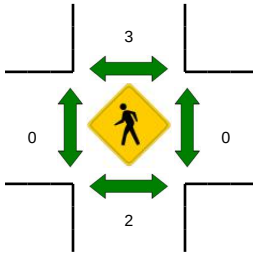





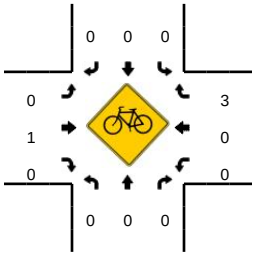


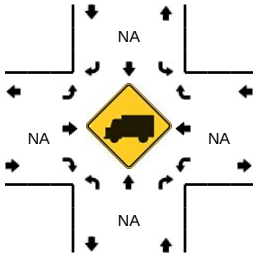





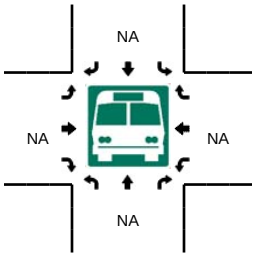


| 15-Min Count Period Beginning At | 7. SW 90th Ave (Northbound) | | | | 7. SW 90th Ave (Southbound) | | | | SW 144th St (Mitchell Dr) (Eastbound) | | | | SW 144th St (Mitchell Dr) (Westbound) | | | | Total | Hourly Totals |
|---|---|---|---|---|---|---|---|---|---|---|---|---|---|---|---|---|---|---|
| | Left | Thru | Right | U | Left | Thru | Right | U | Left | Thru | Right | U | Left | Thru | Right | U | | |
| 4:00 PM | 0 | 0 | 0 | 0 | 10 | 0 | 7 | 0 | 3 | 62 | 0 | 0 | 0 | 53 | 14 | 0 | 149 | |
| 4:15 PM | 0 | 0 | 0 | 0 | 10 | 0 | 11 | 0 | 7 | 62 | 0 | 0 | 0 | 61 | 14 | 0 | 165 | |
| 4:30 PM | 0 | 0 | 0 | 0 | 9 | 0 | 6 | 0 | 2 | 60 | 0 | 0 | 0 | 48 | 12 | 0 | 137 | |
| 4:45 PM | 0 | 0 | 0 | 0 | 13 | 0 | 5 | 0 | 5 | 64 | 0 | 0 | 0 | 51 | 16 | 0 | 154 | 605 |
| 5:00 PM | 0 | 0 | 0 | 0 | 11 | 0 | 9 | 1 | 5 | 63 | 0 | 0 | 0 | 51 | 24 | 0 | 164 | 620 |
| 5:15 PM | 0 | 0 | 0 | 0 | 10 | 0 | 10 | 0 | 6 | 64 | 0 | 0 | 0 | 54 | 17 | 0 | 161 | 616 |
| 5:30 PM | 0 | 0 | 0 | 0 | 10 | 0 | 16 | 0 | 5 | 67 | 0 | 0 | 0 | 47 | 21 | 0 | 166 | 645 |
| 5:45 PM | 0 | 0 | 0 | 0 | 11 | 0 | 20 | 0 | 5 | 62 | 0 | 0 | 0 | 62 | 16 | 0 | 176 | 667 |
| 6:00 PM | 0 | 0 | 0 | 0 | 15 | 0 | 21 | 0 | 8 | 56 | 0 | 0 | 0 | 45 | 21 | 0 | 166 | 669 |
| 6:15 PM | 0 | 0 | 0 | 0 | 16 | 0 | 6 | 0 | 9 | 54 | 0 | 0 | 0 | 29 | 16 | 0 | 130 | 638 |
| 6:30 PM | 0 | 0 | 0 | 0 | 18 | 0 | 4 | 0 | 2 | 57 | 0 | 0 | 0 | 42 | 31 | 0 | 154 | 626 |
| 6:45 PM | 0 | 0 | 0 | 0 | 16 | 0 | 4 | 0 | 3 | 55 | 0 | 0 | 0 | 47 | 19 | 0 | 144 | 594 |

| Peak 15-Min Flowrates | Northbound | | | | Southbound | | | | Eastbound | | | | Westbound | | | | Total |
|---|---|---|---|---|---|---|---|---|---|---|---|---|---|---|---|---|---|
| | Left | Thru | Right | U | Left | Thru | Right | U | Left | Thru | Right | U | Left | Thru | Right | U | |
| All Vehicles | 0 | 0 | 0 | 0 | 44 | 0 | 80 | 0 | 20 | 248 | 0 | 0 | 0 | 248 | 64 | 0 | 704 |
| Heavy Trucks | 0 | 0 | 0 | | 0 | 0 | 8 | | 0 | 8 | 0 | | 0 | 0 | 0 | | 16 |
| Pedestrians | | 0 | | | | 0 | | | | 0 | | | | 0 | | | 0 |
| Bicycles | 0 | 0 | 0 | | 0 | 0 | 0 | | 0 | 0 | 0 | | 0 | 0 | 0 | | 0 |
| Railroad | | | | | | | | | | | | | | | | | |
| Stopped Buses | | | | | | | | | | | | | | | | | |

*Comments:*

Report generated on 6/5/2018 1:13 PM

SOURCE: Premiere Design Solutions, Inc. (www.pds-eng.com) 954-237-7850

Type of peak hour being reported: Intersection Peak

Method for determining peak hour: Total Entering Volume

**LOCATION:** 8. US 1 (South Dixie Hwy) -- SW 152nd St (Coral Reef Dr)

**CITY/STATE:** Palmetto Bay, FL

**PDS JOB #:** 14702327

**DATE:** Thu, May 24 2018

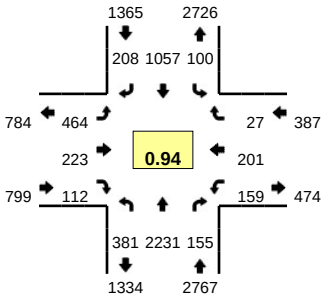


**Peak-Hour: 8:15 AM -- 9:15 AM**

**Peak 15-Min: 8:30 AM -- 8:45 AM**

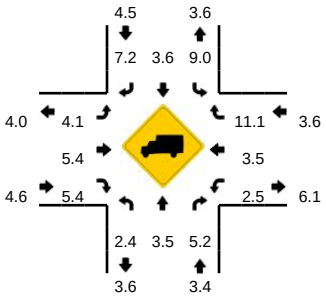


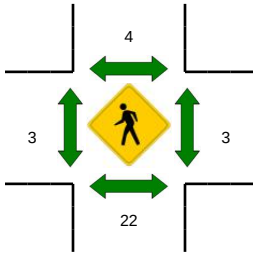


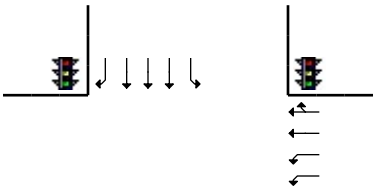

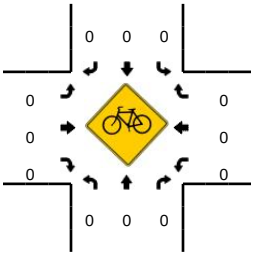


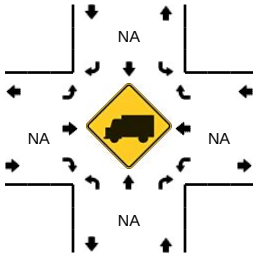


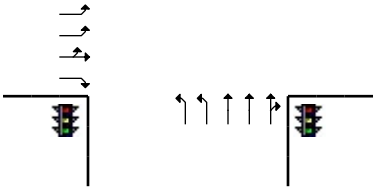

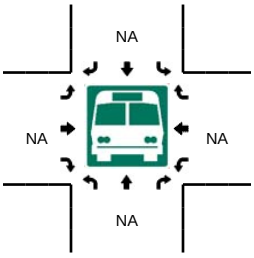


| 15-Min Count Period Beginning At | 8. US 1 (South Dixie Hwy) (Northbound) | | | | 8. US 1 (South Dixie Hwy) (Southbound) | | | | SW 152nd St (Coral Reef Dr) (Eastbound) | | | | SW 152nd St (Coral Reef Dr) (Westbound) | | | | Total | Hourly Totals |
|---|---|---|---|---|---|---|---|---|---|---|---|---|---|---|---|---|---|---|
| | Left | Thru | Right | U | Left | Thru | Right | U | Left | Thru | Right | U | Left | Thru | Right | U | | |
| 6:30 AM | 77 | 563 | 31 | 0 | 13 | 181 | 86 | 1 | 104 | 46 | 10 | 0 | 17 | 22 | 5 | 0 | 1156 | |
| 6:45 AM | 112 | 630 | 30 | 0 | 7 | 221 | 70 | 1 | 110 | 44 | 13 | 0 | 13 | 51 | 4 | 0 | 1306 | |
| 7:00 AM | 57 | 540 | 19 | 0 | 17 | 225 | 135 | 1 | 70 | 24 | 9 | 0 | 14 | 44 | 2 | 0 | 1157 | |
| 7:15 AM | 120 | 491 | 19 | 2 | 23 | 229 | 36 | 1 | 153 | 70 | 24 | 0 | 34 | 52 | 7 | 0 | 1261 | 4880 |
| 7:30 AM | 60 | 586 | 33 | 0 | 21 | 335 | 42 | 3 | 99 | 31 | 16 | 0 | 12 | 28 | 9 | 0 | 1275 | 4999 |
| 7:45 AM | 106 | 517 | 27 | 0 | 21 | 196 | 41 | 1 | 157 | 51 | 22 | 0 | 32 | 36 | 13 | 0 | 1220 | 4913 |
| 8:00 AM | 82 | 488 | 41 | 0 | 21 | 284 | 63 | 1 | 117 | 47 | 9 | 0 | 27 | 34 | 3 | 0 | 1217 | 4973 |
| 8:15 AM | 114 | 497 | 29 | 2 | 29 | 228 | 56 | 1 | 141 | 64 | 22 | 0 | 39 | 55 | 4 | 0 | 1281 | 4993 |
| 8:30 AM | 81 | 670 | 31 | 1 | 22 | 301 | 58 | 2 | 82 | 42 | 24 | 0 | 45 | 51 | 5 | 0 | 1415 | 5133 |
| 8:45 AM | 86 | 487 | 44 | 1 | 24 | 249 | 50 | 0 | 133 | 63 | 33 | 0 | 41 | 48 | 9 | 0 | 1268 | 5181 |
| 9:00 AM | 94 | 577 | 51 | 2 | 21 | 279 | 44 | 1 | 108 | 54 | 33 | 0 | 34 | 47 | 9 | 0 | 1354 | 5318 |
| 9:15 AM | 90 | 408 | 44 | 6 | 24 | 228 | 60 | 3 | 133 | 64 | 64 | 0 | 49 | 49 | 11 | 0 | 1233 | 5270 |

| Peak 15-Min Flowrates | Northbound | | | | Southbound | | | | Eastbound | | | | Westbound | | | | Total |
|---|---|---|---|---|---|---|---|---|---|---|---|---|---|---|---|---|---|
| | Left | Thru | Right | U | Left | Thru | Right | U | Left | Thru | Right | U | Left | Thru | Right | U | |
| All Vehicles | 324 | 2680 | 124 | 4 | 88 | 1204 | 232 | 8 | 328 | 168 | 96 | 0 | 180 | 204 | 20 | 0 | 5660 |
| Heavy Trucks | 4 | 100 | 12 | | 4 | 48 | 24 | | 4 | 4 | 8 | | 0 | 4 | 0 | | 212 |
| Pedestrians | | 4 | | | | 8 | | | | 4 | | | | 0 | | | 16 |
| Bicycles | 0 | 0 | 0 | | 0 | 0 | 0 | | 0 | 0 | 0 | | 0 | 0 | 0 | | 0 |
| Railroad | | | | | | | | | | | | | | | | | |
| Stopped Buses | | | | | | | | | | | | | | | | | |

*Comments:*

Report generated on 6/5/2018 1:13 PM

SOURCE: Premiere Design Solutions, Inc. (www.pds-eng.com) 954-237-7850

Type of peak hour being reported: Intersection Peak

Method for determining peak hour: Total Entering Volume

**LOCATION:** 8. US 1 (South Dixie Hwy) -- SW 152nd St (Coral Reef Dr)
**CITY/STATE:** Palmetto Bay, FL

**PDS JOB #:** 14702328
**DATE:** Thu, May 24 2018

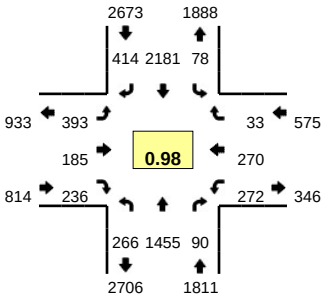


**Peak-Hour: 5:00 PM -- 6:00 PM**
**Peak 15-Min: 5:45 PM -- 6:00 PM**

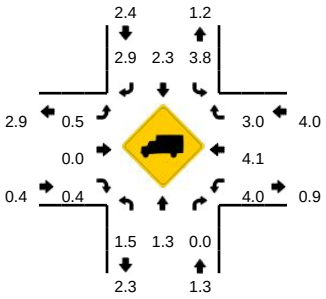


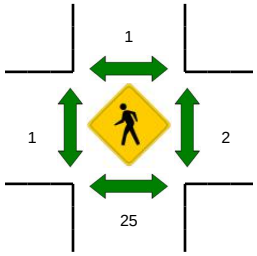


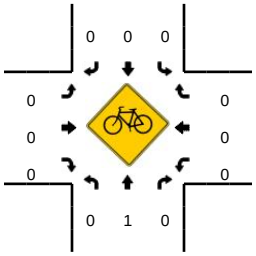


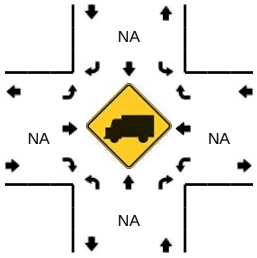


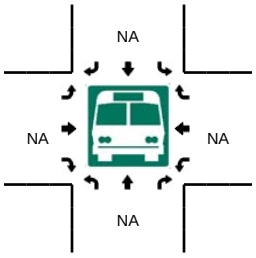


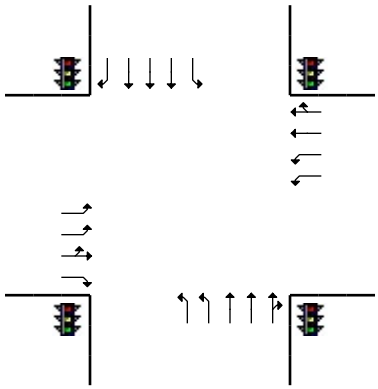

| 15-Min Count Period Beginning At | 8. US 1 (South Dixie Hwy) (Northbound) | | | | 8. US 1 (South Dixie Hwy) (Southbound) | | | | SW 152nd St (Coral Reef Dr) (Eastbound) | | | | SW 152nd St (Coral Reef Dr) (Westbound) | | | | Total | Hourly Totals |
|---|---|---|---|---|---|---|---|---|---|---|---|---|---|---|---|---|---|---|
| | Left | Thru | Right | U | Left | Thru | Right | U | Left | Thru | Right | U | Left | Thru | Right | U | | |
| 4:00 PM | 58 | 392 | 22 | 3 | 14 | 494 | 90 | 0 | 104 | 45 | 63 | 0 | 78 | 73 | 8 | 0 | 1444 | |
| 4:15 PM | 64 | 405 | 20 | 1 | 17 | 514 | 97 | 2 | 102 | 41 | 58 | 0 | 69 | 70 | 5 | 0 | 1465 | |
| 4:30 PM | 52 | 347 | 14 | 2 | 16 | 560 | 91 | 6 | 84 | 33 | 57 | 0 | 82 | 72 | 14 | 0 | 1430 | |
| 4:45 PM | 69 | 336 | 21 | 5 | 22 | 551 | 87 | 0 | 102 | 44 | 61 | 0 | 63 | 62 | 3 | 0 | 1426 | 5765 |
| 5:00 PM | 68 | 393 | 31 | 4 | 23 | 504 | 93 | 1 | 100 | 51 | 60 | 0 | 84 | 75 | 8 | 0 | 1495 | 5816 |
| 5:15 PM | 68 | 302 | 26 | 4 | 20 | 563 | 93 | 3 | 104 | 52 | 70 | 0 | 60 | 69 | 5 | 0 | 1439 | 5790 |
| 5:30 PM | 51 | 375 | 15 | 5 | 10 | 536 | 120 | 2 | 82 | 39 | 53 | 0 | 70 | 72 | 9 | 0 | 1439 | 5799 |
| 5:45 PM | 62 | 385 | 18 | 4 | 18 | 578 | 108 | 1 | 107 | 43 | 53 | 0 | 58 | 54 | 11 | 0 | 1500 | 5873 |
| 6:00 PM | 59 | 316 | 20 | 3 | 19 | 528 | 62 | 3 | 94 | 41 | 55 | 0 | 66 | 68 | 11 | 0 | 1345 | 5723 |
| 6:15 PM | 51 | 328 | 17 | 2 | 29 | 533 | 87 | 3 | 87 | 39 | 53 | 0 | 83 | 69 | 11 | 0 | 1392 | 5676 |
| 6:30 PM | 61 | 330 | 22 | 5 | 16 | 520 | 97 | 2 | 87 | 39 | 50 | 0 | 55 | 72 | 7 | 0 | 1363 | 5600 |
| 6:45 PM | 58 | 275 | 15 | 4 | 14 | 501 | 72 | 3 | 88 | 30 | 49 | 0 | 44 | 55 | 10 | 0 | 1218 | 5318 |

| Peak 15-Min Flowrates | Northbound | | | | Southbound | | | | Eastbound | | | | Westbound | | | | Total |
|---|---|---|---|---|---|---|---|---|---|---|---|---|---|---|---|---|---|
| | Left | Thru | Right | U | Left | Thru | Right | U | Left | Thru | Right | U | Left | Thru | Right | U | |
| All Vehicles | 248 | 1540 | 72 | 16 | 72 | 2312 | 432 | 4 | 428 | 172 | 212 | 0 | 232 | 216 | 44 | 0 | 6000 |
| Heavy Trucks | 0 | 16 | 0 | | 12 | 44 | 12 | | 0 | 0 | 0 | | 12 | 12 | 4 | | 112 |
| Pedestrians | | 36 | | | | 0 | | | | 0 | | | | 4 | | | 40 |
| Bicycles | 0 | 1 | 0 | | 0 | 0 | 0 | | 0 | 0 | 0 | | 0 | 0 | 0 | | 1 |
| Railroad | | | | | | | | | | | | | | | | | |
| Stopped Buses | | | | | | | | | | | | | | | | | |

*Comments:*

Report generated on 6/5/2018 1:13 PM

SOURCE: Premiere Design Solutions, Inc. (www.pds-eng.com) 954-237-7850

Type of peak hour being reported: Intersection Peak

Method for determining peak hour: Total Entering Volume

**LOCATION:** 9. SW 93rd Ave -- SW 152nd St (Coral Reef Dr)

**CITY/STATE:** Unincorporated Miami-Dade County, FL

**PDS JOB #:** 14702329

**DATE:** Thu, May 24 2018

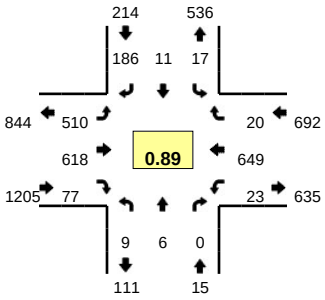


**Peak-Hour: 6:30 AM -- 7:30 AM**

**Peak 15-Min: 6:45 AM -- 7:00 AM**

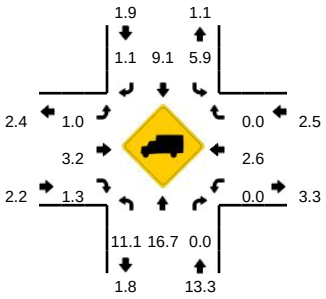


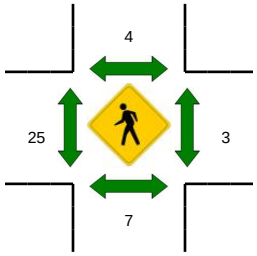


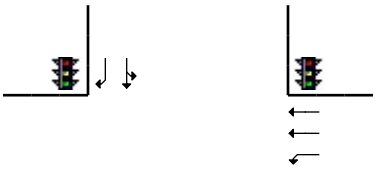

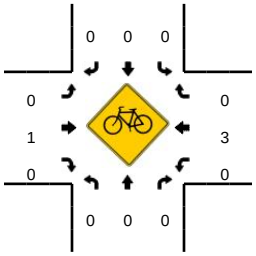


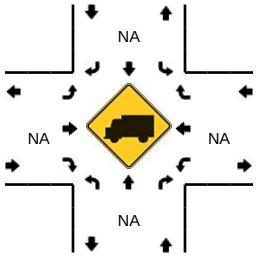




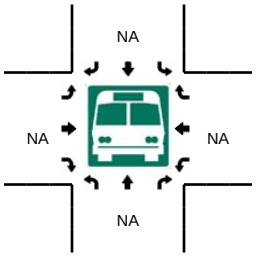


| 15-Min Count Period Beginning At | 9. SW 93rd Ave (Northbound) | | | | 9. SW 93rd Ave (Southbound) | | | | SW 152nd St (Coral Reef Dr) (Eastbound) | | | | SW 152nd St (Coral Reef Dr) (Westbound) | | | | Total | Hourly Totals |
|---|---|---|---|---|---|---|---|---|---|---|---|---|---|---|---|---|---|---|
| | Left | Thru | Right | U | Left | Thru | Right | U | Left | Thru | Right | U | Left | Thru | Right | U | | |
| 6:30 AM | 2 | 1 | 0 | 0 | 5 | 6 | 22 | 0 | 130 | 160 | 20 | 0 | 6 | 141 | 6 | 0 | 499 | |
| 6:45 AM | 2 | 3 | 0 | 0 | 1 | 1 | 51 | 0 | 152 | 163 | 18 | 0 | 9 | 196 | 2 | 0 | 598 | |
| 7:00 AM | 2 | 1 | 0 | 0 | 4 | 2 | 83 | 0 | 88 | 103 | 12 | 0 | 6 | 194 | 2 | 0 | 497 | |
| 7:15 AM | 3 | 1 | 0 | 0 | 7 | 2 | 30 | 0 | 140 | 192 | 27 | 0 | 2 | 118 | 10 | 0 | 532 | 2126 |
| 7:30 AM | 2 | 0 | 0 | 0 | 13 | 4 | 20 | 0 | 136 | 153 | 15 | 0 | 4 | 83 | 7 | 0 | 437 | 2064 |
| 7:45 AM | 0 | 1 | 0 | 0 | 5 | 1 | 21 | 0 | 127 | 201 | 17 | 1 | 5 | 103 | 8 | 0 | 490 | 1956 |
| 8:00 AM | 3 | 1 | 0 | 0 | 9 | 1 | 13 | 0 | 112 | 178 | 13 | 0 | 5 | 112 | 11 | 0 | 458 | 1917 |
| 8:15 AM | 2 | 0 | 1 | 0 | 7 | 3 | 23 | 0 | 118 | 182 | 13 | 0 | 6 | 117 | 11 | 1 | 484 | 1869 |
| 8:30 AM | 4 | 0 | 1 | 0 | 15 | 2 | 18 | 0 | 114 | 167 | 12 | 1 | 8 | 135 | 15 | 0 | 492 | 1924 |
| 8:45 AM | 2 | 0 | 2 | 0 | 13 | 4 | 13 | 0 | 117 | 198 | 9 | 0 | 8 | 135 | 20 | 0 | 521 | 1955 |
| 9:00 AM | 0 | 2 | 2 | 0 | 13 | 1 | 19 | 0 | 139 | 201 | 4 | 0 | 3 | 121 | 16 | 0 | 521 | 2018 |
| 9:15 AM | 0 | 0 | 1 | 0 | 16 | 2 | 11 | 0 | 94 | 189 | 2 | 0 | 3 | 144 | 12 | 2 | 476 | 2010 |

| Peak 15-Min Flowrates | Northbound | | | | Southbound | | | | Eastbound | | | | Westbound | | | | Total |
|---|---|---|---|---|---|---|---|---|---|---|---|---|---|---|---|---|---|
| | Left | Thru | Right | U | Left | Thru | Right | U | Left | Thru | Right | U | Left | Thru | Right | U | |
| All Vehicles | 8 | 12 | 0 | 0 | 4 | 4 | 204 | 0 | 608 | 652 | 72 | 0 | 36 | 784 | 8 | 0 | 2392 |
| Heavy Trucks | 0 | 4 | 0 | | 0 | 0 | 4 | | 12 | 28 | 4 | | 0 | 16 | 0 | | 68 |
| Pedestrians | | 16 | | | | 8 | | | | 28 | | | | 4 | | | 56 |
| Bicycles | 0 | 0 | 0 | | 0 | 0 | 0 | | 0 | 1 | 0 | | 0 | 1 | 0 | | 2 |
| Railroad | | | | | | | | | | | | | | | | | |
| Stopped Buses | | | | | | | | | | | | | | | | | |

*Comments:*

Report generated on 6/5/2018 1:13 PM

SOURCE: Premiere Design Solutions, Inc. (www.pds-eng.com) 954-237-7850

Type of peak hour being reported: Intersection Peak

Method for determining peak hour: Total Entering Volume

**LOCATION:** 9. SW 93rd Ave -- SW 152nd St (Coral Reef Dr)
**CITY/STATE:** Unincorporated Miami-Dade County, FL

**PDS JOB #:** 14702330
**DATE:** Thu, May 24 2018

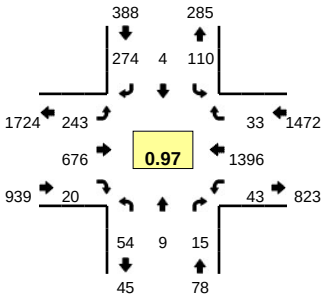


**Peak-Hour: 5:00 PM -- 6:00 PM**
**Peak 15-Min: 5:45 PM -- 6:00 PM**

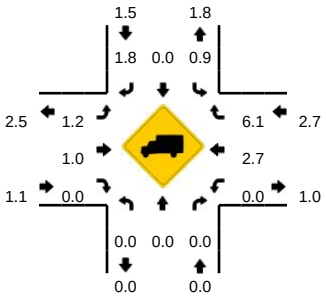


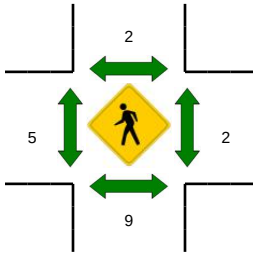


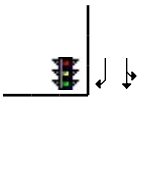

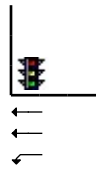

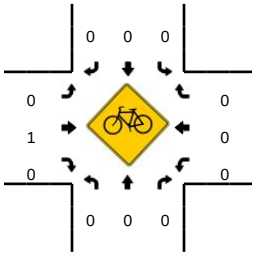


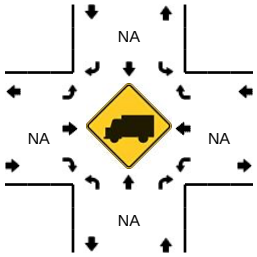


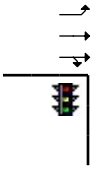



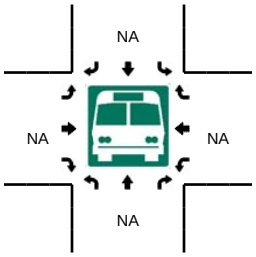


| 15-Min Count Period Beginning At | 9. SW 93rd Ave (Northbound) | | | | 9. SW 93rd Ave (Southbound) | | | | SW 152nd St (Coral Reef Dr) (Eastbound) | | | | SW 152nd St (Coral Reef Dr) (Westbound) | | | | Total | Hourly Totals |
|---|---|---|---|---|---|---|---|---|---|---|---|---|---|---|---|---|---|---|
| | Left | Thru | Right | U | Left | Thru | Right | U | Left | Thru | Right | U | Left | Thru | Right | U | | |
| 4:00 PM | 8 | 3 | 2 | 0 | 31 | 0 | 64 | 0 | 63 | 149 | 4 | 1 | 10 | 305 | 8 | 6 | 654 | |
| 4:15 PM | 3 | 1 | 1 | 0 | 22 | 1 | 53 | 0 | 74 | 170 | 6 | 0 | 4 | 344 | 10 | 4 | 693 | |
| 4:30 PM | 18 | 3 | 5 | 0 | 26 | 2 | 64 | 0 | 70 | 183 | 1 | 1 | 5 | 308 | 12 | 5 | 703 | |
| 4:45 PM | 9 | 0 | 5 | 0 | 30 | 0 | 44 | 0 | 65 | 165 | 3 | 0 | 3 | 320 | 11 | 9 | 664 | 2714 |
| 5:00 PM | 10 | 1 | 4 | 0 | 29 | 2 | 73 | 0 | 64 | 169 | 6 | 0 | 6 | 325 | 8 | 5 | 702 | 2762 |
| 5:15 PM | 14 | 0 | 3 | 0 | 21 | 1 | 54 | 0 | 59 | 170 | 2 | 0 | 6 | 355 | 8 | 6 | 699 | 2768 |
| 5:30 PM | 15 | 6 | 3 | 0 | 31 | 1 | 76 | 0 | 57 | 161 | 2 | 0 | 5 | 360 | 10 | 6 | 733 | 2798 |
| 5:45 PM | 15 | 2 | 5 | 0 | 29 | 0 | 71 | 0 | 63 | 176 | 10 | 0 | 4 | 356 | 7 | 5 | 743 | 2877 |
| 6:00 PM | 14 | 3 | 3 | 0 | 31 | 0 | 62 | 0 | 56 | 153 | 8 | 0 | 5 | 343 | 12 | 5 | 695 | 2870 |
| 6:15 PM | 13 | 0 | 4 | 0 | 23 | 0 | 61 | 0 | 80 | 153 | 3 | 0 | 3 | 299 | 9 | 5 | 653 | 2824 |
| 6:30 PM | 15 | 2 | 3 | 0 | 18 | 2 | 67 | 0 | 51 | 147 | 4 | 0 | 4 | 338 | 6 | 3 | 660 | 2751 |
| 6:45 PM | 15 | 3 | 1 | 0 | 17 | 0 | 59 | 0 | 62 | 148 | 9 | 0 | 8 | 274 | 14 | 2 | 612 | 2620 |

| Peak 15-Min Flowrates | Northbound | | | | Southbound | | | | Eastbound | | | | Westbound | | | | Total |
|---|---|---|---|---|---|---|---|---|---|---|---|---|---|---|---|---|---|
| | Left | Thru | Right | U | Left | Thru | Right | U | Left | Thru | Right | U | Left | Thru | Right | U | |
| All Vehicles | 60 | 8 | 20 | 0 | 116 | 0 | 284 | 0 | 252 | 704 | 40 | 0 | 16 | 1424 | 28 | 20 | 2972 |
| Heavy Trucks | 0 | 0 | 0 | | 0 | 0 | 8 | | 0 | 8 | 0 | | 0 | 40 | 0 | | 56 |
| Pedestrians | | 0 | | | | 4 | | | | 0 | | | | 0 | | | 4 |
| Bicycles | 0 | 0 | 0 | | 0 | 0 | 0 | | 0 | 0 | 0 | | 0 | 0 | 0 | | 0 |
| Railroad | | | | | | | | | | | | | | | | | |
| Stopped Buses | | | | | | | | | | | | | | | | | |

*Comments:*

Report generated on 6/5/2018 1:13 PM

SOURCE: Premiere Design Solutions, Inc. (www.pds-eng.com) 954-237-7850

Type of peak hour being reported: Intersection Peak

Method for determining peak hour: Total Entering Volume

**LOCATION:** 10. US 1 (South Dixie Hwy) -- SW 160th Street
**CITY/STATE:** Palmetto Bay, FL

**PDS JOB #:** 14702331
**DATE:** Thu, May 24 2018

**Peak-Hour: 8:30 AM -- 9:30 AM**
**Peak 15-Min: 8:45 AM -- 9:00 AM**

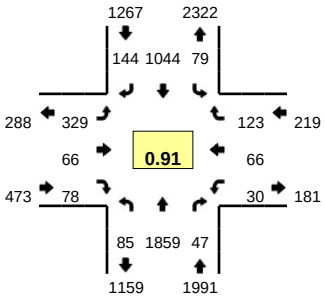


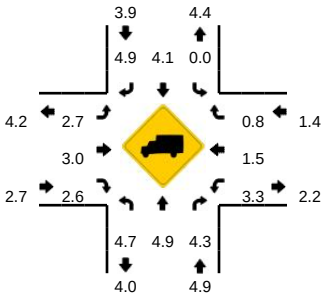


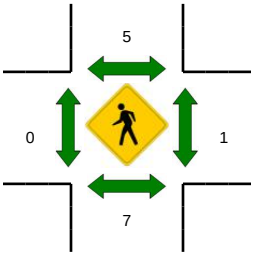


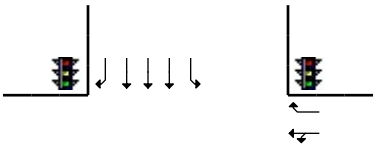

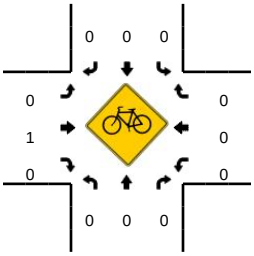


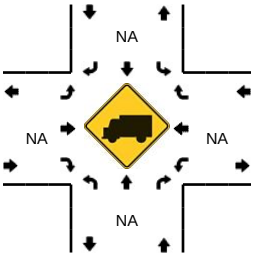


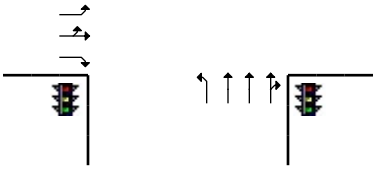

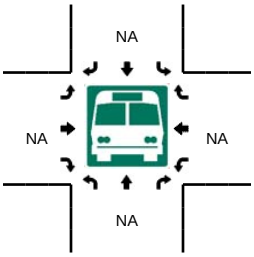


| 15-Min Count Period Beginning At | 10. US 1 (South Dixie Hwy) (Northbound) | | | | 10. US 1 (South Dixie Hwy) (Southbound) | | | | SW 160th Street (Eastbound) | | | | SW 160th Street (Westbound) | | | | Total | Hourly Totals |
|---|---|---|---|---|---|---|---|---|---|---|---|---|---|---|---|---|---|---|
| | Left | Thru | Right | U | Left | Thru | Right | U | Left | Thru | Right | U | Left | Thru | Right | U | | |
| 6:30 AM | 4 | 456 | 1 | 0 | 2 | 189 | 12 | 1 | 92 | 3 | 9 | 0 | 3 | 11 | 52 | 0 | 835 | |
| 6:45 AM | 1 | 466 | 2 | 0 | 5 | 200 | 28 | 1 | 101 | 3 | 8 | 0 | 5 | 18 | 64 | 0 | 902 | |
| 7:00 AM | 4 | 289 | 0 | 1 | 7 | 210 | 26 | 0 | 117 | 1 | 9 | 0 | 0 | 6 | 62 | 0 | 732 | |
| 7:15 AM | 3 | 326 | 4 | 0 | 13 | 246 | 34 | 0 | 124 | 10 | 13 | 0 | 4 | 8 | 59 | 0 | 844 | 3313 |
| 7:30 AM | 3 | 291 | 5 | 2 | 18 | 293 | 24 | 1 | 138 | 10 | 12 | 0 | 5 | 7 | 62 | 0 | 871 | 3349 |
| 7:45 AM | 2 | 286 | 1 | 0 | 9 | 214 | 17 | 2 | 135 | 13 | 26 | 0 | 4 | 16 | 68 | 0 | 793 | 3240 |
| 8:00 AM | 5 | 319 | 2 | 1 | 31 | 257 | 28 | 1 | 120 | 9 | 18 | 0 | 4 | 11 | 68 | 0 | 874 | 3382 |
| 8:15 AM | 7 | 312 | 4 | 1 | 18 | 228 | 26 | 1 | 108 | 21 | 22 | 0 | 4 | 14 | 74 | 0 | 840 | 3378 |
| 8:30 AM | 19 | 499 | 10 | 1 | 14 | 247 | 42 | 5 | 82 | 21 | 14 | 0 | 4 | 16 | 42 | 0 | 1016 | 3523 |
| 8:45 AM | 19 | 506 | 13 | 1 | 23 | 269 | 41 | 3 | 102 | 17 | 32 | 0 | 7 | 19 | 33 | 0 | 1085 | 3815 |
| 9:00 AM | 23 | 447 | 11 | 2 | 15 | 267 | 33 | 1 | 75 | 14 | 17 | 0 | 8 | 9 | 25 | 0 | 947 | 3888 |
| 9:15 AM | 17 | 407 | 13 | 3 | 16 | 261 | 28 | 2 | 70 | 14 | 15 | 0 | 11 | 22 | 23 | 0 | 902 | 3950 |

| Peak 15-Min Flowrates | Northbound | | | | Southbound | | | | Eastbound | | | | Westbound | | | | Total |
|---|---|---|---|---|---|---|---|---|---|---|---|---|---|---|---|---|---|
| | Left | Thru | Right | U | Left | Thru | Right | U | Left | Thru | Right | U | Left | Thru | Right | U | |
| All Vehicles | 76 | 2024 | 52 | 4 | 92 | 1076 | 164 | 12 | 408 | 68 | 128 | 0 | 28 | 76 | 132 | 0 | 4340 |
| Heavy Trucks | 4 | 100 | 0 | | 0 | 48 | 12 | | 8 | 0 | 4 | | 0 | 0 | 0 | | 176 |
| Pedestrians | | 20 | | | | 0 | | | | 0 | | | | 0 | | | 20 |
| Bicycles | 0 | 0 | 0 | | 0 | 0 | 0 | | 0 | 0 | 0 | | 0 | 0 | 0 | | 0 |
| Railroad | | | | | | | | | | | | | | | | | |
| Stopped Buses | | | | | | | | | | | | | | | | | |

*Comments:*

Report generated on 6/5/2018 1:13 PM

SOURCE: Premiere Design Solutions, Inc. (www.pds-eng.com) 954-237-7850

Type of peak hour being reported: Intersection Peak

Method for determining peak hour: Total Entering Volume

**LOCATION:** 10. US 1 (South Dixie Hwy) -- SW 160th Street
**CITY/STATE:** Palmetto Bay, FL

**PDS JOB #:** 14702332
**DATE:** Thu, May 24 2018

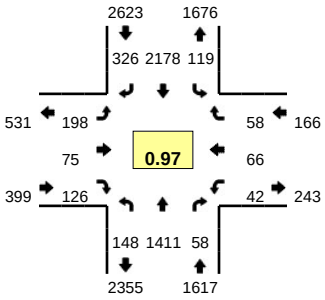


**Peak-Hour: 4:45 PM -- 5:45 PM**
**Peak 15-Min: 5:15 PM -- 5:30 PM**

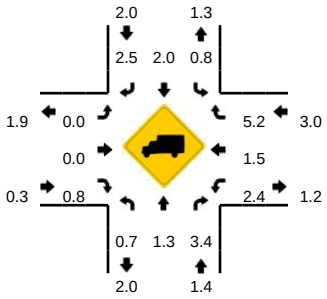


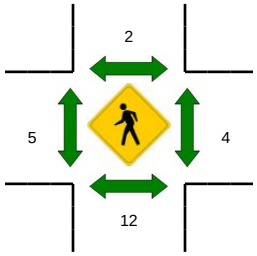


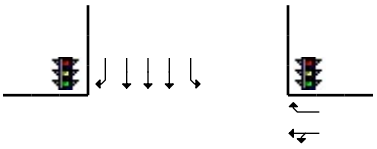

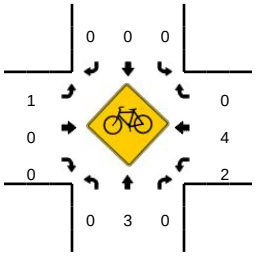


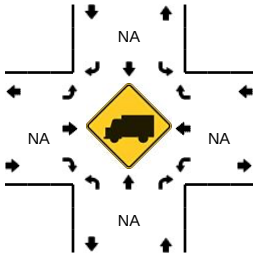


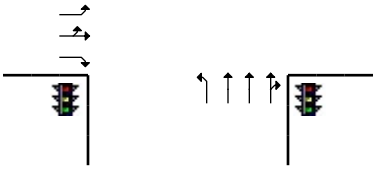

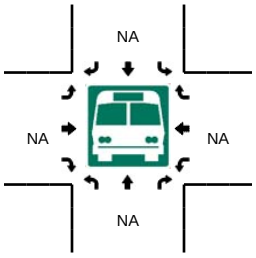


| 15-Min Count Period Beginning At | 10. US 1 (South Dixie Hwy) (Northbound) | | | | 10. US 1 (South Dixie Hwy) (Southbound) | | | | SW 160th Street (Eastbound) | | | | SW 160th Street (Westbound) | | | | Total | Hourly Totals |
|---|---|---|---|---|---|---|---|---|---|---|---|---|---|---|---|---|---|---|
| | Left | Thru | Right | U | Left | Thru | Right | U | Left | Thru | Right | U | Left | Thru | Right | U | | |
| 4:00 PM | 40 | 336 | 16 | 2 | 20 | 463 | 103 | 3 | 60 | 10 | 24 | 0 | 12 | 25 | 18 | 0 | 1132 | |
| 4:15 PM | 37 | 374 | 15 | 3 | 25 | 547 | 96 | 1 | 48 | 12 | 32 | 0 | 6 | 16 | 11 | 0 | 1223 | |
| 4:30 PM | 39 | 318 | 17 | 2 | 20 | 547 | 85 | 1 | 42 | 16 | 32 | 0 | 7 | 13 | 14 | 0 | 1153 | |
| 4:45 PM | 45 | 332 | 11 | 3 | 29 | 498 | 78 | 2 | 56 | 15 | 25 | 0 | 11 | 20 | 16 | 0 | 1141 | 4649 |
| 5:00 PM | 30 | 353 | 13 | 2 | 38 | 530 | 78 | 4 | 61 | 20 | 38 | 0 | 14 | 11 | 7 | 0 | 1199 | 4716 |
| 5:15 PM | 27 | 346 | 19 | 0 | 25 | 596 | 82 | 3 | 42 | 12 | 37 | 0 | 7 | 22 | 21 | 0 | 1239 | 4732 |
| 5:30 PM | 37 | 380 | 15 | 4 | 18 | 554 | 88 | 0 | 39 | 28 | 26 | 0 | 10 | 13 | 14 | 0 | 1226 | 4805 |
| 5:45 PM | 37 | 315 | 8 | 1 | 29 | 487 | 97 | 0 | 51 | 14 | 26 | 0 | 11 | 18 | 27 | 0 | 1121 | 4785 |
| 6:00 PM | 34 | 315 | 10 | 3 | 16 | 553 | 84 | 1 | 49 | 11 | 37 | 0 | 8 | 14 | 19 | 0 | 1154 | 4740 |
| 6:15 PM | 36 | 327 | 10 | 0 | 30 | 544 | 105 | 1 | 38 | 10 | 25 | 0 | 1 | 13 | 13 | 0 | 1153 | 4654 |
| 6:30 PM | 37 | 328 | 8 | 2 | 18 | 527 | 93 | 1 | 41 | 13 | 22 | 0 | 8 | 11 | 15 | 0 | 1124 | 4552 |
| 6:45 PM | 27 | 269 | 4 | 0 | 21 | 510 | 76 | 1 | 41 | 11 | 27 | 0 | 5 | 18 | 13 | 0 | 1023 | 4454 |

| Peak 15-Min Flowrates | Northbound | | | | Southbound | | | | Eastbound | | | | Westbound | | | | Total |
|---|---|---|---|---|---|---|---|---|---|---|---|---|---|---|---|---|---|
| | Left | Thru | Right | U | Left | Thru | Right | U | Left | Thru | Right | U | Left | Thru | Right | U | |
| All Vehicles | 108 | 1384 | 76 | 0 | 100 | 2384 | 328 | 12 | 168 | 48 | 148 | 0 | 28 | 88 | 84 | 0 | 4956 |
| Heavy Trucks | 0 | 16 | 4 | | 0 | 44 | 0 | | 0 | 0 | 0 | | 0 | 0 | 12 | | 76 |
| Pedestrians | | 12 | | | | 0 | | | | 0 | | | | 4 | | | 16 |
| Bicycles | 0 | 1 | 0 | | 0 | 0 | 0 | | 0 | 0 | 0 | | 0 | 1 | 0 | | 2 |
| Railroad | | | | | | | | | | | | | | | | | |
| Stopped Buses | | | | | | | | | | | | | | | | | |

*Comments:*

Report generated on 6/5/2018 1:13 PM

SOURCE: Premiere Design Solutions, Inc. (www.pds-eng.com) 954-237-7850

# 72 Hour Bi-Directional Approach Counts

Hourly Counts

- Intersection No. 1- South Dixie Hwy @ SW 128 Street
- Intersection No. 4- South Dixie Hwy @ SW 136 Street
- Intersection No. 8- South Dixie Hwy @ SW 152 Street

15 Minute Counts

- Intersection No. 1- South Dixie Hwy @ SW 128 Street
- Intersection No. 4- South Dixie Hwy @ SW 136 Street
- Intersection No. 8- South Dixie Hwy @ SW 152 Street

**LOCATION:** 1(NA) South Dixie Hwy N of SW 128th St

**SPECIFIC LOCATION:** 1(NA) South Dixie Hwy N of SW 128th St

**CITY/STATE:** Pinecrest, FL

**PDS JOB #:** 14702301

**DIRECTION:** NB

**DATE:** Jun 05 2018 - Jun 07 2018

| Start Time | Mon | Tue 05-Jun-18 | Wed 06-Jun-18 | Thu 07-Jun-18 | Fri | Average Weekday Hourly Traffic | Sat | Sun | Average Week Hourly Traffic | Average Week Profile |
|---|---|---|---|---|---|---|---|---|---|---|
| **12:00 AM** | | 251 | 281 | 295 | | 276 | | | 276 | |
| **1:00 AM** | | 131 | 211 | 182 | | 175 | | | 175 | |
| **2:00 AM** | | 124 | 195 | 200 | | 173 | | | 173 | |
| **3:00 AM** | | 186 | 265 | 280 | | 244 | | | 244 | |
| **4:00 AM** | | 561 | 645 | 608 | | 605 | | | 605 | |
| **5:00 AM** | | 1746 | 1684 | 1650 | | 1693 | | | 1693 | |
| **6:00 AM** | | **2218** | 1622 | **2280** | | **2040** | | | **2040** | |
| **7:00 AM** | | 1477 | 2214 | 2087 | | 1926 | | | 1926 | |
| **8:00 AM** | | 1958 | **2311** | 1622 | | 1964 | | | 1964 | |
| **9:00 AM** | | 1953 | 1897 | 1633 | | 1828 | | | 1828 | |
| **10:00 AM** | | 1828 | 1754 | 1584 | | 1722 | | | 1722 | |
| **11:00 AM** | | 1565 | 1986 | 1848 | | 1800 | | | 1800 | |
| **12:00 PM** | | **1562** | **1943** | **1865** | | **1790** | | | **1790** | |
| **1:00 PM** | | 1472 | 1859 | 1356 | | 1562 | | | 1562 | |
| **2:00 PM** | | 1371 | 1836 | 1111 | | 1439 | | | 1439 | |
| **3:00 PM** | | 1351 | 1744 | 1052 | | 1382 | | | 1382 | |
| **4:00 PM** | | 1224 | 1676 | 1028 | | 1309 | | | 1309 | |
| **5:00 PM** | | 1516 | 1574 | 1032 | | 1374 | | | 1374 | |
| **6:00 PM** | | 1421 | 1574 | 836 | | 1277 | | | 1277 | |
| **7:00 PM** | | 1453 | 1381 | 744 | | 1193 | | | 1193 | |
| **8:00 PM** | | 1278 | 1230 | 626 | | 1045 | | | 1045 | |
| **9:00 PM** | | 1056 | 1004 | 430 | | 830 | | | 830 | |
| **10:00 PM** | | 722 | 665 | 248 | | 545 | | | 545 | |
| **11:00 PM** | | 460 | 480 | 160 | | 367 | | | 367 | |
| **Day Total** | | 28884 | 32031 | 24757 | | 28559 | | | 28559 | |
| % Weekday Average | | 101.1% | 112.2% | 86.7% | | | | | | |
| % Week Average | | 101.1% | 112.2% | 86.7% | | 100.0% | | | | |
| AM Peak Volume | | 6:00 AM 2218 | 8:00 AM 2311 | 6:00 AM 2280 | | 6:00 AM 2040 | | | 6:00 AM 2040 | |
| PM Peak Volume | | 12:00 PM 1562 | 12:00 PM 1943 | 12:00 PM 1865 | | 12:00 PM 1790 | | | 12:00 PM 1790 | |

*Comments:*



SOURCE: Premiere Design Solutions, Inc. (www.pds-eng.com) 954-237-7850

**LOCATION:** 1(NA) South Dixie Hwy N of SW 128th St
**SPECIFIC LOCATION:** 1(NA) South Dixie Hwy N of SW 128th St
**CITY/STATE:** Unincorporated Miami-Dade County, FL

**PDS JOB #:** 14702301
**DIRECTION:** SB
**DATE:** Jun 05 2018 - Jun 07 2018

| Start Time | Mon | Tue 05-Jun-18 | Wed 06-Jun-18 | Thu 07-Jun-18 | Fri | Average Weekday Hourly Traffic | Sat | Sun | Average Week Hourly Traffic | Average Week Profile |
|---|---|---|---|---|---|---|---|---|---|---|
| **12:00 AM** | | 809 | 833 | 693 | | 778 | | | 778 | |
| **1:00 AM** | | 427 | 412 | 369 | | 403 | | | 403 | |
| **2:00 AM** | | 269 | 229 | 253 | | 250 | | | 250 | |
| **3:00 AM** | | 219 | 216 | 181 | | 205 | | | 205 | |
| **4:00 AM** | | 238 | 219 | 231 | | 229 | | | 229 | |
| **5:00 AM** | | 423 | 338 | 380 | | 380 | | | 380 | |
| **6:00 AM** | | 1039 | 992 | 957 | | 996 | | | 996 | |
| **7:00 AM** | | 1513 | 1313 | 1266 | | 1364 | | | 1364 | |
| **8:00 AM** | | **1684** | 1416 | 1399 | | 1500 | | | 1500 | |
| **9:00 AM** | | 1475 | 1430 | 1391 | | 1432 | | | 1432 | |
| **10:00 AM** | | 1557 | 1460 | 1437 | | 1485 | | | 1485 | |
| **11:00 AM** | | 1612 | **1632** | **1584** | | **1609** | | | **1609** | |
| **12:00 PM** | | **1760** | **1651** | **1579** | | **1663** | | | **1663** | |
| **1:00 PM** | | 1463 | 1621 | 1233 | | 1439 | | | 1439 | |
| **2:00 PM** | | 1322 | 1387 | 1165 | | 1291 | | | 1291 | |
| **3:00 PM** | | 1404 | 1406 | 1375 | | 1395 | | | 1395 | |
| **4:00 PM** | | 1468 | 1482 | 1242 | | 1397 | | | 1397 | |
| **5:00 PM** | | 1535 | 1279 | 1023 | | 1279 | | | 1279 | |
| **6:00 PM** | | 1483 | 1304 | 1118 | | 1302 | | | 1302 | |
| **7:00 PM** | | 1671 | 1496 | 1359 | | 1509 | | | 1509 | |
| **8:00 PM** | | 1576 | 1426 | 1360 | | 1454 | | | 1454 | |
| **9:00 PM** | | 1516 | 1267 | 1250 | | 1344 | | | 1344 | |
| **10:00 PM** | | 1390 | 1262 | 1104 | | 1252 | | | 1252 | |
| **11:00 PM** | | 1256 | 1019 | 922 | | 1066 | | | 1066 | |
| **Day Total** | | 29109 | 27090 | 24871 | | 27022 | | | 27022 | |
| % Weekday Average | | 107.7% | 100.3% | 92.0% | | | | | | |
| % Week Average | | 107.7% | 100.3% | 92.0% | | 100.0% | | | | |
| AM Peak Volume | | 8:00 AM<br>1684 | 11:00 AM<br>1632 | 11:00 AM<br>1584 | | 11:00 AM<br>1609 | | | 11:00 AM<br>1609 | |
| PM Peak Volume | | 12:00 PM<br>1760 | 12:00 PM<br>1651 | 12:00 PM<br>1579 | | 12:00 PM<br>1663 | | | 12:00 PM<br>1663 | |

*Comments:*



SOURCE: Premiere Design Solutions, Inc. (www.pds-eng.com) 954-237-7850

**LOCATION:** 1(NA) South Dixie Hwy N of SW 128th St
**SPECIFIC LOCATION:** 1(NA) South Dixie Hwy N of SW 128th St
**CITY/STATE:** Pinecrest, FL

**PDS JOB #:** 14702301
**DIRECTION:** NB/SB
**DATE:** Jun 05 2018 - Jun 07 2018

| Start Time | Mon | Tue 05-Jun-18 | Wed 06-Jun-18 | Thu 07-Jun-18 | Fri | Average Weekday Hourly Traffic | Sat | Sun | Average Week Hourly Traffic | Average Week Profile |
|---|---|---|---|---|---|---|---|---|---|---|
| **12:00 AM** | | 1060 | 1114 | 988 | | 1054 | | | 1054 | |
| **1:00 AM** | | 558 | 623 | 551 | | 577 | | | 577 | |
| **2:00 AM** | | 393 | 424 | 453 | | 423 | | | 423 | |
| **3:00 AM** | | 405 | 481 | 461 | | 449 | | | 449 | |
| **4:00 AM** | | 799 | 864 | 839 | | 834 | | | 834 | |
| **5:00 AM** | | 2169 | 2022 | 2030 | | 2074 | | | 2074 | |
| **6:00 AM** | | 3257 | 2614 | 3237 | | 3036 | | | 3036 | |
| **7:00 AM** | | 2990 | 3527 | 3353 | | 3290 | | | 3290 | |
| **8:00 AM** | | **3642** | **3727** | 3021 | | **3463** | | | **3463** | |
| **9:00 AM** | | 3428 | 3327 | 3024 | | 3260 | | | 3260 | |
| **10:00 AM** | | 3385 | 3214 | 3021 | | 3207 | | | 3207 | |
| **11:00 AM** | | 3177 | 3618 | **3432** | | 3409 | | | 3409 | |
| **12:00 PM** | | **3322** | **3594** | **3444** | | **3453** | | | **3453** | |
| **1:00 PM** | | 2935 | 3480 | 2589 | | 3001 | | | 3001 | |
| **2:00 PM** | | 2693 | 3223 | 2276 | | 2731 | | | 2731 | |
| **3:00 PM** | | 2755 | 3150 | 2427 | | 2777 | | | 2777 | |
| **4:00 PM** | | 2692 | 3158 | 2270 | | 2707 | | | 2707 | |
| **5:00 PM** | | 3051 | 2853 | 2055 | | 2653 | | | 2653 | |
| **6:00 PM** | | 2904 | 2878 | 1954 | | 2579 | | | 2579 | |
| **7:00 PM** | | 3124 | 2877 | 2103 | | 2701 | | | 2701 | |
| **8:00 PM** | | 2854 | 2656 | 1986 | | 2499 | | | 2499 | |
| **9:00 PM** | | 2572 | 2271 | 1680 | | 2174 | | | 2174 | |
| **10:00 PM** | | 2112 | 1927 | 1352 | | 1797 | | | 1797 | |
| **11:00 PM** | | 1716 | 1499 | 1082 | | 1432 | | | 1432 | |
| **Day Total** | | 57993 | 59121 | 49628 | | 55580 | | | 55580 | |
| % Weekday Average | | 104.3% | 106.4% | 89.3% | | | | | | |
| % Week Average | | 104.3% | 106.4% | 89.3% | | 100.0% | | | | |
| AM Peak Volume | | 8:00 AM 3642 | 8:00 AM 3727 | 11:00 AM 3432 | | 8:00 AM 3463 | | | 8:00 AM 3463 | |
| PM Peak Volume | | 12:00 PM 3322 | 12:00 PM 3594 | 12:00 PM 3444 | | 12:00 PM 3453 | | | 12:00 PM 3453 | |

*Comments:*



SOURCE: Premiere Design Solutions, Inc. (www.pds-eng.com) 954-237-7850

**LOCATION:** 1(SA) South Dixie Hwy S of SW 128th St

**SPECIFIC LOCATION:** 1(SA) South Dixie Hwy S of SW 128th St

**CITY/STATE:** Pinecrest, FL

**PDS JOB #:** 14702302

**DIRECTION:** NB

**DATE:** May 22 2018 - May 24 2018

| Start Time | Mon | Tue 22-May-18 | Wed 23-May-18 | Thu 24-May-18 | Fri | Average Weekday Hourly Traffic | Sat | Sun | Average Week Hourly Traffic | Average Week Profile |
|---|---|---|---|---|---|---|---|---|---|---|
| **12:00 AM** | | 226 | 255 | 275 | | 252 | | | 252 | |
| **1:00 AM** | | 149 | 144 | 167 | | 153 | | | 153 | |
| **2:00 AM** | | 134 | 138 | 188 | | 153 | | | 153 | |
| **3:00 AM** | | 248 | 235 | 245 | | 243 | | | 243 | |
| **4:00 AM** | | 669 | 671 | 619 | | 653 | | | 653 | |
| **5:00 AM** | | 1972 | 1929 | 1834 | | 1912 | | | 1912 | |
| **6:00 AM** | | **2499** | **2359** | **2418** | | **2425** | | | **2425** | |
| **7:00 AM** | | 2270 | 2221 | 2273 | | 2255 | | | 2255 | |
| **8:00 AM** | | 2243 | 2229 | 2258 | | 2243 | | | 2243 | |
| **9:00 AM** | | 1974 | 2005 | 1948 | | 1976 | | | 1976 | |
| **10:00 AM** | | 1780 | 1771 | 1717 | | 1756 | | | 1756 | |
| **11:00 AM** | | 1732 | 1783 | 1803 | | 1773 | | | 1773 | |
| **12:00 PM** | | 1802 | 1823 | 1826 | | 1817 | | | 1817 | |
| **1:00 PM** | | 1796 | 1782 | 1773 | | 1784 | | | 1784 | |
| **2:00 PM** | | **1825** | **1872** | **1892** | | **1863** | | | **1863** | |
| **3:00 PM** | | 1726 | 1653 | 1747 | | 1709 | | | 1709 | |
| **4:00 PM** | | 1643 | 1596 | 1752 | | 1664 | | | 1664 | |
| **5:00 PM** | | 1566 | 1657 | 1517 | | 1580 | | | 1580 | |
| **6:00 PM** | | 1458 | 1401 | 1474 | | 1444 | | | 1444 | |
| **7:00 PM** | | 1266 | 1256 | 1320 | | 1281 | | | 1281 | |
| **8:00 PM** | | 1226 | 1301 | 1223 | | 1250 | | | 1250 | |
| **9:00 PM** | | 1033 | 1125 | 1108 | | 1089 | | | 1089 | |
| **10:00 PM** | | 682 | 744 | 689 | | 705 | | | 705 | |
| **11:00 PM** | | 419 | 473 | 478 | | 457 | | | 457 | |
| **Day Total** | | 32338 | 32423 | 32544 | | 32437 | | | 32437 | |
| % Weekday Average | | 99.7% | 100.0% | 100.3% | | | | | | |
| % Week Average | | 99.7% | 100.0% | 100.3% | | 100.0% | | | | |
| AM Peak Volume | | 6:00 AM 2499 | 6:00 AM 2359 | 6:00 AM 2418 | | 6:00 AM 2425 | | | 6:00 AM 2425 | |
| PM Peak Volume | | 2:00 PM 1825 | 2:00 PM 1872 | 2:00 PM 1892 | | 2:00 PM 1863 | | | 2:00 PM 1863 | |

*Comments:*



SOURCE: Premiere Design Solutions, Inc. (www.pds-eng.com) 954-237-7850

**LOCATION:** 1(SA) South Dixie Hwy S of SW 128th St

**PDS JOB #:** 14702302

**SPECIFIC LOCATION:** 1(SA) South Dixie Hwy S of SW 128th St

**DIRECTION:** SB

**CITY/STATE:** Unincorporated Miami-Dade County, FL

**DATE:** May 22 2018 - May 24 2018

| Start Time | Mon | Tue 22-May-18 | Wed 23-May-18 | Thu 24-May-18 | Fri | Average Weekday Hourly Traffic | Sat | Sun | Average Week Hourly Traffic | Average Week Profile |
|---|---|---|---|---|---|---|---|---|---|---|
| **12:00 AM** | | 602 | 580 | 705 | | 629 | | | 629 | |
| **1:00 AM** | | 303 | 378 | 515 | | 399 | | | 399 | |
| **2:00 AM** | | 204 | 231 | 319 | | 251 | | | 251 | |
| **3:00 AM** | | 158 | 146 | 223 | | 176 | | | 176 | |
| **4:00 AM** | | 234 | 210 | 242 | | 229 | | | 229 | |
| **5:00 AM** | | 341 | 424 | 464 | | 410 | | | 410 | |
| **6:00 AM** | | 1027 | 1250 | 1130 | | 1136 | | | 1136 | |
| **7:00 AM** | | 1395 | 1667 | 1337 | | 1466 | | | 1466 | |
| **8:00 AM** | | 1485 | 1751 | 1536 | | 1591 | | | 1591 | |
| **9:00 AM** | | 1473 | 1924 | 1377 | | 1591 | | | 1591 | |
| **10:00 AM** | | 1582 | 2009 | 1555 | | 1715 | | | 1715 | |
| **11:00 AM** | | **2021** | **2063** | **1818** | | **1967** | | | **1967** | |
| **12:00 PM** | | **2331** | 2006 | 1901 | | **2079** | | | **2079** | |
| **1:00 PM** | | 2002 | 1953 | 1946 | | 1967 | | | 1967 | |
| **2:00 PM** | | 1553 | 1900 | 1533 | | 1662 | | | 1662 | |
| **3:00 PM** | | 1912 | **2071** | 1906 | | 1963 | | | 1963 | |
| **4:00 PM** | | 1701 | 1912 | 1837 | | 1817 | | | 1817 | |
| **5:00 PM** | | 1736 | 1833 | 1844 | | 1804 | | | 1804 | |
| **6:00 PM** | | 1494 | 1867 | 1773 | | 1711 | | | 1711 | |
| **7:00 PM** | | 1939 | 2025 | **1985** | | 1983 | | | 1983 | |
| **8:00 PM** | | 1634 | 1696 | 1839 | | 1723 | | | 1723 | |
| **9:00 PM** | | 1866 | 1636 | 1824 | | 1775 | | | 1775 | |
| **10:00 PM** | | 1515 | 1370 | 1297 | | 1394 | | | 1394 | |
| **11:00 PM** | | 992 | 1034 | 965 | | 997 | | | 997 | |
| **Day Total** | | 31500 | 33936 | 31871 | | 32435 | | | 32435 | |
| % Weekday Average | | 97.1% | 104.6% | 98.3% | | | | | | |
| % Week Average | | 97.1% | 104.6% | 98.3% | | 100.0% | | | | |
| AM Peak Volume | | 11:00 AM<br>2021 | 11:00 AM<br>2063 | 11:00 AM<br>1818 | | 11:00 AM<br>1967 | | | 11:00 AM<br>1967 | |
| PM Peak Volume | | 12:00 PM<br>2331 | 3:00 PM<br>2071 | 7:00 PM<br>1985 | | 12:00 PM<br>2079 | | | 12:00 PM<br>2079 | |

*Comments:*



SOURCE: Premiere Design Solutions, Inc. (www.pds-eng.com) 954-237-7850

**LOCATION:** 1(SA) South Dixie Hwy S of SW 128th St

**SPECIFIC LOCATION:** 1(SA) South Dixie Hwy S of SW 128th St

**CITY/STATE:** Pinecrest, FL

**PDS JOB #:** 14702302

**DIRECTION:** NB/SB

**DATE:** May 22 2018 - May 24 2018

| Start Time | Mon | Tue 22-May-18 | Wed 23-May-18 | Thu 24-May-18 | Fri | Average Weekday Hourly Traffic | Sat | Sun | Average Week Hourly Traffic | Average Week Profile |
|---|---|---|---|---|---|---|---|---|---|---|
| **12:00 AM** | | 828 | 835 | 980 | | 881 | | | 881 | |
| **1:00 AM** | | 452 | 522 | 682 | | 552 | | | 552 | |
| **2:00 AM** | | 338 | 369 | 507 | | 405 | | | 405 | |
| **3:00 AM** | | 406 | 381 | 468 | | 418 | | | 418 | |
| **4:00 AM** | | 903 | 881 | 861 | | 882 | | | 882 | |
| **5:00 AM** | | 2313 | 2353 | 2298 | | 2321 | | | 2321 | |
| **6:00 AM** | | 3526 | 3609 | 3548 | | 3561 | | | 3561 | |
| **7:00 AM** | | 3665 | 3888 | 3610 | | 3721 | | | 3721 | |
| **8:00 AM** | | 3728 | **3980** | **3794** | | **3834** | | | **3834** | |
| **9:00 AM** | | 3447 | 3929 | 3325 | | 3567 | | | 3567 | |
| **10:00 AM** | | 3362 | 3780 | 3272 | | 3471 | | | 3471 | |
| **11:00 AM** | | **3753** | 3846 | 3621 | | 3740 | | | 3740 | |
| **12:00 PM** | | **4133** | **3829** | **3727** | | **3896** | | | **3896** | |
| **1:00 PM** | | 3798 | 3735 | 3719 | | 3751 | | | 3751 | |
| **2:00 PM** | | 3378 | 3772 | 3425 | | 3525 | | | 3525 | |
| **3:00 PM** | | 3638 | 3724 | 3653 | | 3672 | | | 3672 | |
| **4:00 PM** | | 3344 | 3508 | 3589 | | 3480 | | | 3480 | |
| **5:00 PM** | | 3302 | 3490 | 3361 | | 3384 | | | 3384 | |
| **6:00 PM** | | 2952 | 3268 | 3247 | | 3156 | | | 3156 | |
| **7:00 PM** | | 3205 | 3281 | 3305 | | 3264 | | | 3264 | |
| **8:00 PM** | | 2860 | 2997 | 3062 | | 2973 | | | 2973 | |
| **9:00 PM** | | 2899 | 2761 | 2932 | | 2864 | | | 2864 | |
| **10:00 PM** | | 2197 | 2114 | 1986 | | 2099 | | | 2099 | |
| **11:00 PM** | | 1411 | 1507 | 1443 | | 1454 | | | 1454 | |
| **Day Total** | | 63838 | 66359 | 64415 | | 64871 | | | 64871 | |
| % Weekday Average | | 98.4% | 102.3% | 99.3% | | | | | | |
| % Week Average | | 98.4% | 102.3% | 99.3% | | 100.0% | | | | |
| AM Peak Volume | | 11:00 AM<br>3753 | 8:00 AM<br>3980 | 8:00 AM<br>3794 | | 8:00 AM<br>3834 | | | 8:00 AM<br>3834 | |
| PM Peak Volume | | 12:00 PM<br>4133 | 12:00 PM<br>3829 | 12:00 PM<br>3727 | | 12:00 PM<br>3896 | | | 12:00 PM<br>3896 | |

*Comments:*



SOURCE: Premiere Design Solutions, Inc. (www.pds-eng.com) 954-237-7850

**LOCATION:** 1(EA) SW 128th St E of South Dixie Hwy

**PDS JOB #:** 14702303

**SPECIFIC LOCATION:** 1(EA) SW 128th St E of South Dixie Hwy

**DIRECTION:** EB

**CITY/STATE:** Pinecrest, FL

**DATE:** May 22 2018 - May 24 2018

| Start Time | Mon | Tue 22-May-18 | Wed 23-May-18 | Thu 24-May-18 | Fri | Average Weekday Hourly Traffic | Sat | Sun | Average Week Hourly Traffic | Average Week Profile |
|---|---|---|---|---|---|---|---|---|---|---|
| **12:00 AM** | | 11 | 13 | 14 | | 13 | | | 13 | |
| **1:00 AM** | | 4 | 4 | 5 | | 4 | | | 4 | |
| **2:00 AM** | | 4 | 6 | 10 | | 7 | | | 7 | |
| **3:00 AM** | | 5 | 2 | 3 | | 3 | | | 3 | |
| **4:00 AM** | | 4 | 2 | 4 | | 3 | | | 3 | |
| **5:00 AM** | | 4 | 10 | 4 | | 6 | | | 6 | |
| **6:00 AM** | | 58 | 62 | 64 | | 61 | | | 61 | |
| **7:00 AM** | | 142 | 150 | 132 | | 141 | | | 141 | |
| **8:00 AM** | | **207** | **220** | **200** | | **209** | | | **209** | |
| **9:00 AM** | | 132 | 146 | 143 | | 140 | | | 140 | |
| **10:00 AM** | | 111 | 108 | 132 | | 117 | | | 117 | |
| **11:00 AM** | | 132 | 135 | 112 | | 126 | | | 126 | |
| **12:00 PM** | | 144 | 151 | 162 | | 152 | | | 152 | |
| **1:00 PM** | | 166 | 224 | 197 | | 196 | | | 196 | |
| **2:00 PM** | | **246** | **247** | 238 | | **244** | | | **244** | |
| **3:00 PM** | | 218 | 218 | **244** | | 227 | | | 227 | |
| **4:00 PM** | | 174 | 195 | 193 | | 187 | | | 187 | |
| **5:00 PM** | | 154 | 217 | 165 | | 179 | | | 179 | |
| **6:00 PM** | | 134 | 178 | 174 | | 162 | | | 162 | |
| **7:00 PM** | | 171 | 158 | 143 | | 157 | | | 157 | |
| **8:00 PM** | | 130 | 166 | 141 | | 146 | | | 146 | |
| **9:00 PM** | | 82 | 84 | 73 | | 80 | | | 80 | |
| **10:00 PM** | | 48 | 62 | 51 | | 54 | | | 54 | |
| **11:00 PM** | | 37 | 38 | 28 | | 34 | | | 34 | |
| **Day Total** | | 2518 | 2796 | 2632 | | 2648 | | | 2648 | |
| % Weekday Average | | 95.1% | 105.6% | 99.4% | | | | | | |
| % Week Average | | 95.1% | 105.6% | 99.4% | | 100.0% | | | | |
| AM Peak Volume | | 8:00 AM 207 | 8:00 AM 220 | 8:00 AM 200 | | 8:00 AM 209 | | | 8:00 AM 209 | |
| PM Peak Volume | | 2:00 PM 246 | 2:00 PM 247 | 3:00 PM 244 | | 2:00 PM 244 | | | 2:00 PM 244 | |

*Comments:*

**LOCATION:** 1(EA) SW 128th St E of South Dixie Hwy

**SPECIFIC LOCATION:** 1(EA) SW 128th St E of South Dixie Hwy

**CITY/STATE:** Pinecrest, FL

**PDS JOB #:** 14702303

**DIRECTION:** WB

**DATE:** May 22 2018 - May 24 2018

| Start Time | Mon | Tue 22-May-18 | Wed 23-May-18 | Thu 24-May-18 | Fri | Average Weekday Hourly Traffic | Sat | Sun | Average Week Hourly Traffic | Average Week Profile |
|---|---|---|---|---|---|---|---|---|---|---|
| **12:00 AM** | | 11 | 8 | 21 | | 13 | | | 13 | |
| **1:00 AM** | | 5 | 8 | 12 | | 8 | | | 8 | |
| **2:00 AM** | | 6 | 5 | 11 | | 7 | | | 7 | |
| **3:00 AM** | | 3 | 2 | 1 | | 2 | | | 2 | |
| **4:00 AM** | | 5 | 8 | 11 | | 8 | | | 8 | |
| **5:00 AM** | | 30 | 38 | 28 | | 32 | | | 32 | |
| **6:00 AM** | | 91 | 93 | 86 | | 90 | | | 90 | |
| **7:00 AM** | | 156 | 158 | 147 | | 154 | | | 154 | |
| **8:00 AM** | | **234** | **236** | **261** | | **244** | | | **244** | |
| **9:00 AM** | | 229 | 206 | 239 | | 225 | | | 225 | |
| **10:00 AM** | | 186 | 173 | 170 | | 176 | | | 176 | |
| **11:00 AM** | | 204 | 203 | 178 | | 195 | | | 195 | |
| **12:00 PM** | | 250 | 223 | 255 | | 243 | | | 243 | |
| **1:00 PM** | | 209 | 253 | 238 | | 233 | | | 233 | |
| **2:00 PM** | | 242 | 254 | 230 | | 242 | | | 242 | |
| **3:00 PM** | | 242 | 240 | 249 | | 244 | | | 244 | |
| **4:00 PM** | | **258** | 265 | 256 | | 260 | | | 260 | |
| **5:00 PM** | | 255 | **276** | **266** | | **266** | | | **266** | |
| **6:00 PM** | | 240 | 242 | 250 | | 244 | | | 244 | |
| **7:00 PM** | | 158 | 167 | 167 | | 164 | | | 164 | |
| **8:00 PM** | | 93 | 138 | 141 | | 124 | | | 124 | |
| **9:00 PM** | | 54 | 72 | 65 | | 64 | | | 64 | |
| **10:00 PM** | | 36 | 44 | 42 | | 41 | | | 41 | |
| **11:00 PM** | | 21 | 20 | 25 | | 22 | | | 22 | |
| **Day Total** | | 3218 | 3332 | 3349 | | 3301 | | | 3301 | |
| % Weekday Average | | 97.5% | 100.9% | 101.5% | | | | | | |
| % Week Average | | 97.5% | 100.9% | 101.5% | | 100.0% | | | | |
| AM Peak Volume | | 8:00 AM 234 | 8:00 AM 236 | 8:00 AM 261 | | 8:00 AM 244 | | | 8:00 AM 244 | |
| PM Peak Volume | | 4:00 PM 258 | 5:00 PM 276 | 5:00 PM 266 | | 5:00 PM 266 | | | 5:00 PM 266 | |

*Comments:*



SOURCE: Premiere Design Solutions, Inc. (www.pds-eng.com) 954-237-7850

**LOCATION:** 1(EA) SW 128th St E of South Dixie Hwy

**PDS JOB #:** 14702303

**SPECIFIC LOCATION:** 1(EA) SW 128th St E of South Dixie Hwy

**DIRECTION:** EB/WB

**CITY/STATE:** Pinecrest, FL

**DATE:** May 22 2018 - May 24 2018

| Start Time | Mon | Tue 22-May-18 | Wed 23-May-18 | Thu 24-May-18 | Fri | Average Weekday Hourly Traffic | Sat | Sun | Average Week Hourly Traffic | Average Week Profile |
|---|---|---|---|---|---|---|---|---|---|---|
| **12:00 AM** | | 22 | 21 | 35 | | 26 | | | 26 | |
| **1:00 AM** | | 9 | 12 | 17 | | 13 | | | 13 | |
| **2:00 AM** | | 10 | 11 | 21 | | 14 | | | 14 | |
| **3:00 AM** | | 8 | 4 | 4 | | 5 | | | 5 | |
| **4:00 AM** | | 9 | 10 | 15 | | 11 | | | 11 | |
| **5:00 AM** | | 34 | 48 | 32 | | 38 | | | 38 | |
| **6:00 AM** | | 149 | 155 | 150 | | 151 | | | 151 | |
| **7:00 AM** | | 298 | 308 | 279 | | 295 | | | 295 | |
| **8:00 AM** | | **441** | **456** | **461** | | **453** | | | **453** | |
| **9:00 AM** | | 361 | 352 | 382 | | 365 | | | 365 | |
| **10:00 AM** | | 297 | 281 | 302 | | 293 | | | 293 | |
| **11:00 AM** | | 336 | 338 | 290 | | 321 | | | 321 | |
| **12:00 PM** | | 394 | 374 | 417 | | 395 | | | 395 | |
| **1:00 PM** | | 375 | 477 | 435 | | 429 | | | 429 | |
| **2:00 PM** | | **488** | **501** | 468 | | **486** | | | **486** | |
| **3:00 PM** | | 460 | 458 | **493** | | 470 | | | 470 | |
| **4:00 PM** | | 432 | 460 | 449 | | 447 | | | 447 | |
| **5:00 PM** | | 409 | 493 | 431 | | 444 | | | 444 | |
| **6:00 PM** | | 374 | 420 | 424 | | 406 | | | 406 | |
| **7:00 PM** | | 329 | 325 | 310 | | 321 | | | 321 | |
| **8:00 PM** | | 223 | 304 | 282 | | 270 | | | 270 | |
| **9:00 PM** | | 136 | 156 | 138 | | 143 | | | 143 | |
| **10:00 PM** | | 84 | 106 | 93 | | 94 | | | 94 | |
| **11:00 PM** | | 58 | 58 | 53 | | 56 | | | 56 | |
| **Day Total** | | 5736 | 6128 | 5981 | | 5946 | | | 5946 | |
| % Weekday Average | | 96.5% | 103.1% | 100.6% | | | | | | |
| % Week Average | | 96.5% | 103.1% | 100.6% | | 100.0% | | | | |
| AM Peak Volume | | 8:00 AM 441 | 8:00 AM 456 | 8:00 AM 461 | | 8:00 AM 453 | | | 8:00 AM 453 | |
| PM Peak Volume | | 2:00 PM 488 | 2:00 PM 501 | 3:00 PM 493 | | 2:00 PM 486 | | | 2:00 PM 486 | |

*Comments:*



SOURCE: Premiere Design Solutions, Inc. (www.pds-eng.com) 954-237-7850

**LOCATION:** 1(WA) SW 128th St W of South Dixie Hwy
**PDS JOB #:** 14702304
**SPECIFIC LOCATION:** 1(WA) SW 128th St W of South Dixie Hwy
**DIRECTION:** EB
**CITY/STATE:** Unincorporated Miami-Dade County, FL
**DATE:** May 22 2018 - May 24 2018

| Start Time | Mon | Tue 22-May-18 | Wed 23-May-18 | Thu 24-May-18 | Fri | Average Weekday Hourly Traffic | Sat | Sun | Average Week Hourly Traffic | Average Week Profile |
|---|---|---|---|---|---|---|---|---|---|---|
| **12:00 AM** | | 14 | 11 | 18 | | 14 | | | 14 | |
| **1:00 AM** | | 5 | 7 | 8 | | 7 | | | 7 | |
| **2:00 AM** | | 3 | 15 | 9 | | 9 | | | 9 | |
| **3:00 AM** | | 10 | 5 | 10 | | 8 | | | 8 | |
| **4:00 AM** | | 5 | 10 | 7 | | 7 | | | 7 | |
| **5:00 AM** | | 29 | 33 | 32 | | 31 | | | 31 | |
| **6:00 AM** | | 113 | 112 | 123 | | 116 | | | 116 | |
| **7:00 AM** | | 200 | 199 | 195 | | 198 | | | 198 | |
| **8:00 AM** | | **219** | **231** | **231** | | **227** | | | **227** | |
| **9:00 AM** | | 200 | 200 | 169 | | 190 | | | 190 | |
| **10:00 AM** | | 184 | 185 | 204 | | 191 | | | 191 | |
| **11:00 AM** | | 196 | 198 | 195 | | 196 | | | 196 | |
| **12:00 PM** | | 201 | 205 | 196 | | 201 | | | 201 | |
| **1:00 PM** | | 206 | 194 | 187 | | 196 | | | 196 | |
| **2:00 PM** | | 219 | 212 | 215 | | 215 | | | 215 | |
| **3:00 PM** | | 228 | **222** | 216 | | **222** | | | **222** | |
| **4:00 PM** | | **229** | 192 | **241** | | 221 | | | 221 | |
| **5:00 PM** | | 172 | 204 | 214 | | 197 | | | 197 | |
| **6:00 PM** | | 172 | 201 | 189 | | 187 | | | 187 | |
| **7:00 PM** | | 143 | 147 | 137 | | 142 | | | 142 | |
| **8:00 PM** | | 113 | 96 | 105 | | 105 | | | 105 | |
| **9:00 PM** | | 74 | 68 | 69 | | 70 | | | 70 | |
| **10:00 PM** | | 45 | 47 | 52 | | 48 | | | 48 | |
| **11:00 PM** | | 30 | 24 | 24 | | 26 | | | 26 | |
| **Day Total** | | 3010 | 3018 | 3046 | | 3024 | | | 3024 | |
| % Weekday Average | | 99.5% | 99.8% | 100.7% | | | | | | |
| % Week Average | | 99.5% | 99.8% | 100.7% | | 100.0% | | | | |
| AM Peak Volume | | 8:00 AM 219 | 8:00 AM 231 | 8:00 AM 231 | | 8:00 AM 227 | | | 8:00 AM 227 | |
| PM Peak Volume | | 4:00 PM 229 | 3:00 PM 222 | 4:00 PM 241 | | 3:00 PM 222 | | | 3:00 PM 222 | |

*Comments:*



SOURCE: Premiere Design Solutions, Inc. (www.pds-eng.com) 954-237-7850

**LOCATION:** 1(WA) SW 128th St W of South Dixie Hwy
**SPECIFIC LOCATION:** 1(WA) SW 128th St W of South Dixie Hwy
**CITY/STATE:** Unincorporated Miami-Dade County, FL

**PDS JOB #:** 14702304
**DIRECTION:** WB
**DATE:** May 22 2018 - May 24 2018

| Start Time | Mon | Tue 22-May-18 | Wed 23-May-18 | Thu 24-May-18 | Fri | Average Weekday Hourly Traffic | Sat | Sun | Average Week Hourly Traffic | Average Week Profile |
|---|---|---|---|---|---|---|---|---|---|---|
| **12:00 AM** | | 21 | 27 | 26 | | 25 | | | 25 | |
| **1:00 AM** | | 11 | 10 | 16 | | 12 | | | 12 | |
| **2:00 AM** | | 7 | 10 | 12 | | 10 | | | 10 | |
| **3:00 AM** | | 5 | 7 | 12 | | 8 | | | 8 | |
| **4:00 AM** | | 12 | 11 | 9 | | 11 | | | 11 | |
| **5:00 AM** | | 31 | 31 | 23 | | 28 | | | 28 | |
| **6:00 AM** | | 97 | 84 | 107 | | 96 | | | 96 | |
| **7:00 AM** | | 157 | 162 | 171 | | 163 | | | 163 | |
| **8:00 AM** | | 233 | 200 | 215 | | 216 | | | 216 | |
| **9:00 AM** | | **251** | 207 | 210 | | **223** | | | **223** | |
| **10:00 AM** | | 189 | 182 | **233** | | 201 | | | 201 | |
| **11:00 AM** | | 206 | **212** | 233 | | 217 | | | 217 | |
| **12:00 PM** | | 266 | 279 | 282 | | 276 | | | 276 | |
| **1:00 PM** | | 270 | 313 | **338** | | 307 | | | 307 | |
| **2:00 PM** | | **343** | **366** | 329 | | **346** | | | **346** | |
| **3:00 PM** | | 315 | 288 | 300 | | 301 | | | 301 | |
| **4:00 PM** | | 292 | 308 | 261 | | 287 | | | 287 | |
| **5:00 PM** | | 260 | 267 | 220 | | 249 | | | 249 | |
| **6:00 PM** | | 213 | 225 | 209 | | 216 | | | 216 | |
| **7:00 PM** | | 222 | 216 | 208 | | 215 | | | 215 | |
| **8:00 PM** | | 155 | 219 | 170 | | 181 | | | 181 | |
| **9:00 PM** | | 124 | 114 | 137 | | 125 | | | 125 | |
| **10:00 PM** | | 64 | 72 | 78 | | 71 | | | 71 | |
| **11:00 PM** | | 37 | 29 | 50 | | 39 | | | 39 | |
| **Day Total** | | 3781 | 3839 | 3849 | | 3823 | | | 3823 | |
| % Weekday Average | | 98.9% | 100.4% | 100.7% | | | | | | |
| % Week Average | | 98.9% | 100.4% | 100.7% | | 100.0% | | | | |
| AM Peak Volume | | 9:00 AM 251 | 11:00 AM 212 | 10:00 AM 233 | | 9:00 AM 223 | | | 9:00 AM 223 | |
| PM Peak Volume | | 2:00 PM 343 | 2:00 PM 366 | 1:00 PM 338 | | 2:00 PM 346 | | | 2:00 PM 346 | |

*Comments:*



SOURCE: Premiere Design Solutions, Inc. (www.pds-eng.com) 954-237-7850

**LOCATION:** 1(WA) SW 128th St W of South Dixie Hwy

**PDS JOB #:** 14702304

**SPECIFIC LOCATION:** 1(WA) SW 128th St W of South Dixie Hwy

**DIRECTION:** EB/WB

**CITY/STATE:** Unincorporated Miami-Dade County, FL

**DATE:** May 22 2018 - May 24 2018

| Start Time | Mon | Tue 22-May-18 | Wed 23-May-18 | Thu 24-May-18 | Fri | Average Weekday Hourly Traffic | Sat | Sun | Average Week Hourly Traffic | Average Week Profile |
|---|---|---|---|---|---|---|---|---|---|---|
| **12:00 AM** | | 35 | 38 | 44 | | 39 | | | 39 | |
| **1:00 AM** | | 16 | 17 | 24 | | 19 | | | 19 | |
| **2:00 AM** | | 10 | 25 | 21 | | 19 | | | 19 | |
| **3:00 AM** | | 15 | 12 | 22 | | 16 | | | 16 | |
| **4:00 AM** | | 17 | 21 | 16 | | 18 | | | 18 | |
| **5:00 AM** | | 60 | 64 | 55 | | 60 | | | 60 | |
| **6:00 AM** | | 210 | 196 | 230 | | 212 | | | 212 | |
| **7:00 AM** | | 357 | 361 | 366 | | 361 | | | 361 | |
| **8:00 AM** | | **452** | **431** | **446** | | **443** | | | **443** | |
| **9:00 AM** | | 451 | 407 | 379 | | 412 | | | 412 | |
| **10:00 AM** | | 373 | 367 | 437 | | 392 | | | 392 | |
| **11:00 AM** | | 402 | 410 | 428 | | 413 | | | 413 | |
| **12:00 PM** | | 467 | 484 | 478 | | 476 | | | 476 | |
| **1:00 PM** | | 476 | 507 | 525 | | 503 | | | 503 | |
| **2:00 PM** | | **562** | **578** | **544** | | **561** | | | **561** | |
| **3:00 PM** | | 543 | 510 | 516 | | 523 | | | 523 | |
| **4:00 PM** | | 521 | 500 | 502 | | 508 | | | 508 | |
| **5:00 PM** | | 432 | 471 | 434 | | 446 | | | 446 | |
| **6:00 PM** | | 385 | 426 | 398 | | 403 | | | 403 | |
| **7:00 PM** | | 365 | 363 | 345 | | 358 | | | 358 | |
| **8:00 PM** | | 268 | 315 | 275 | | 286 | | | 286 | |
| **9:00 PM** | | 198 | 182 | 206 | | 195 | | | 195 | |
| **10:00 PM** | | 109 | 119 | 130 | | 119 | | | 119 | |
| **11:00 PM** | | 67 | 53 | 74 | | 65 | | | 65 | |
| **Day Total** | | 6791 | 6857 | 6895 | | 6847 | | | 6847 | |
| % Weekday Average | | 99.2% | 100.1% | 100.7% | | | | | | |
| % Week Average | | 99.2% | 100.1% | 100.7% | | 100.0% | | | | |
| AM Peak Volume | | 8:00 AM<br>452 | 8:00 AM<br>431 | 8:00 AM<br>446 | | 8:00 AM<br>443 | | | 8:00 AM<br>443 | |
| PM Peak Volume | | 2:00 PM<br>562 | 2:00 PM<br>578 | 2:00 PM<br>544 | | 2:00 PM<br>561 | | | 2:00 PM<br>561 | |

*Comments:*



SOURCE: Premiere Design Solutions, Inc. (www.pds-eng.com) 954-237-7850

**LOCATION:** 4(NA) South Dixie Hwy N of SW 136th St
**SPECIFIC LOCATION:** 4(NA) South Dixie Hwy N of SW 136th St
**CITY/STATE:** Pinecrest, FL

**PDS JOB #:** 14702305
**DIRECTION:** NB
**DATE:** Jun 05 2018 - Jun 07 2018

| Start Time | Mon | Tue 05-Jun-18 | Wed 06-Jun-18 | Thu 07-Jun-18 | Fri | Average Weekday Hourly Traffic | Sat | Sun | Average Week Hourly Traffic | Average Week Profile |
|---|---|---|---|---|---|---|---|---|---|---|
| **12:00 AM** | | 352 | 269 | 299 | | 307 | | | 307 | |
| **1:00 AM** | | 208 | 196 | 196 | | 200 | | | 200 | |
| **2:00 AM** | | 177 | 194 | 210 | | 194 | | | 194 | |
| **3:00 AM** | | 244 | 260 | 271 | | 258 | | | 258 | |
| **4:00 AM** | | 653 | 678 | 658 | | 663 | | | 663 | |
| **5:00 AM** | | 1811 | 1960 | 1825 | | 1865 | | | 1865 | |
| **6:00 AM** | | **2531** | 1865 | **2597** | | 2331 | | | 2331 | |
| **7:00 AM** | | 1724 | 2428 | 2564 | | 2239 | | | 2239 | |
| **8:00 AM** | | 2284 | **2494** | 2449 | | **2409** | | | **2409** | |
| **9:00 AM** | | 1976 | 1886 | 1939 | | 1934 | | | 1934 | |
| **10:00 AM** | | 1802 | 1736 | 1743 | | 1760 | | | 1760 | |
| **11:00 AM** | | 1760 | 1813 | 1759 | | 1777 | | | 1777 | |
| **12:00 PM** | | 1819 | **1854** | **1793** | | **1822** | | | **1822** | |
| **1:00 PM** | | 1756 | 1801 | 1636 | | 1731 | | | 1731 | |
| **2:00 PM** | | **1824** | 1811 | 1667 | | 1767 | | | 1767 | |
| **3:00 PM** | | 1814 | 1710 | 1755 | | 1760 | | | 1760 | |
| **4:00 PM** | | 1595 | 1612 | 1533 | | 1580 | | | 1580 | |
| **5:00 PM** | | 1540 | 1613 | 1500 | | 1551 | | | 1551 | |
| **6:00 PM** | | 1409 | 1495 | 1354 | | 1419 | | | 1419 | |
| **7:00 PM** | | 1397 | 1376 | 1346 | | 1373 | | | 1373 | |
| **8:00 PM** | | 1196 | 1241 | 1214 | | 1217 | | | 1217 | |
| **9:00 PM** | | 1053 | 1037 | 1035 | | 1042 | | | 1042 | |
| **10:00 PM** | | 682 | 699 | 700 | | 694 | | | 694 | |
| **11:00 PM** | | 424 | 483 | 504 | | 470 | | | 470 | |
| **Day Total** | | 32031 | 32511 | 32547 | | 32363 | | | 32363 | |
| % Weekday Average | | 99.0% | 100.5% | 100.6% | | | | | | |
| % Week Average | | 99.0% | 100.5% | 100.6% | | 100.0% | | | | |
| AM Peak Volume | | 6:00 AM<br>2531 | 8:00 AM<br>2494 | 6:00 AM<br>2597 | | 8:00 AM<br>2409 | | | 8:00 AM<br>2409 | |
| PM Peak Volume | | 2:00 PM<br>1824 | 12:00 PM<br>1854 | 12:00 PM<br>1793 | | 12:00 PM<br>1822 | | | 12:00 PM<br>1822 | |

*Comments:*



SOURCE: Premiere Design Solutions, Inc. (www.pds-eng.com) 954-237-7850

**LOCATION:** 4(NA) South Dixie Hwy N of SW 136th St
**SPECIFIC LOCATION:** 4(NA) South Dixie Hwy N of SW 136th St
**CITY/STATE:** Unincorporated Miami-Dade County, FL

**PDS JOB #:** 14702305
**DIRECTION:** SB
**DATE:** Jun 05 2018 - Jun 07 2018

| Start Time | Mon | Tue 05-Jun-18 | Wed 06-Jun-18 | Thu 07-Jun-18 | Fri | Average Weekday Hourly Traffic | Sat | Sun | Average Week Hourly Traffic | Average Week Profile |
|---|---|---|---|---|---|---|---|---|---|---|
| **12:00 AM** | | 619 | 1017 | 802 | | 813 | | | 813 | |
| **1:00 AM** | | 458 | 479 | 450 | | 462 | | | 462 | |
| **2:00 AM** | | 287 | 265 | 263 | | 272 | | | 272 | |
| **3:00 AM** | | 208 | 249 | 211 | | 223 | | | 223 | |
| **4:00 AM** | | 252 | 240 | 275 | | 256 | | | 256 | |
| **5:00 AM** | | 393 | 359 | 401 | | 384 | | | 384 | |
| **6:00 AM** | | 991 | 1088 | 1051 | | 1043 | | | 1043 | |
| **7:00 AM** | | 1330 | 1432 | 1432 | | 1398 | | | 1398 | |
| **8:00 AM** | | 1445 | 1501 | **1617** | | 1521 | | | 1521 | |
| **9:00 AM** | | 1519 | **1592** | 1521 | | 1544 | | | 1544 | |
| **10:00 AM** | | 1588 | 1581 | 1586 | | **1585** | | | **1585** | |
| **11:00 AM** | | **1594** | 1533 | 1601 | | 1576 | | | 1576 | |
| **12:00 PM** | | 1502 | 1415 | 2112 | | 1676 | | | 1676 | |
| **1:00 PM** | | 1534 | 1493 | 2019 | | 1682 | | | 1682 | |
| **2:00 PM** | | 1445 | 1410 | 2019 | | 1625 | | | 1625 | |
| **3:00 PM** | | 1817 | 1840 | **2245** | | 1967 | | | 1967 | |
| **4:00 PM** | | 1886 | **1972** | 2131 | | 1996 | | | 1996 | |
| **5:00 PM** | | 1946 | 1970 | 2161 | | **2026** | | | **2026** | |
| **6:00 PM** | | **2004** | 1893 | 1712 | | 1870 | | | 1870 | |
| **7:00 PM** | | 1949 | 1941 | 1842 | | 1911 | | | 1911 | |
| **8:00 PM** | | 1496 | 1538 | 1570 | | 1535 | | | 1535 | |
| **9:00 PM** | | 1720 | 1427 | 1785 | | 1644 | | | 1644 | |
| **10:00 PM** | | 1629 | 1479 | 1594 | | 1567 | | | 1567 | |
| **11:00 PM** | | 1538 | 1212 | 1302 | | 1351 | | | 1351 | |
| **Day Total** | | 31150 | 30926 | 33702 | | 31927 | | | 31927 | |
| % Weekday Average | | 97.6% | 96.9% | 105.6% | | | | | | |
| % Week Average | | 97.6% | 96.9% | 105.6% | | 100.0% | | | | |
| AM Peak | | 11:00 AM | 9:00 AM | 8:00 AM | | 10:00 AM | | | 10:00 AM | |
| Volume | | 1594 | 1592 | 1617 | | 1585 | | | 1585 | |
| PM Peak | | 6:00 PM | 4:00 PM | 3:00 PM | | 5:00 PM | | | 5:00 PM | |
| Volume | | 2004 | 1972 | 2245 | | 2026 | | | 2026 | |

*Comments:*



SOURCE: Premiere Design Solutions, Inc. (www.pds-eng.com) 954-237-7850

**LOCATION:** 4(NA) South Dixie Hwy N of SW 136th St

**PDS JOB #:** 14702305

**SPECIFIC LOCATION:** 4(NA) South Dixie Hwy N of SW 136th St

**DIRECTION:** NB/SB

**CITY/STATE:** Pinecrest, FL

**DATE:** Jun 05 2018 - Jun 07 2018

| Start Time | Mon | Tue 05-Jun-18 | Wed 06-Jun-18 | Thu 07-Jun-18 | Fri | Average Weekday Hourly Traffic | Sat | Sun | Average Week Hourly Traffic | Average Week Profile |
|---|---|---|---|---|---|---|---|---|---|---|
| **12:00 AM** | | 971 | 1286 | 1101 | | 1119 | | | 1119 | |
| **1:00 AM** | | 666 | 675 | 646 | | 662 | | | 662 | |
| **2:00 AM** | | 464 | 459 | 473 | | 465 | | | 465 | |
| **3:00 AM** | | 452 | 509 | 482 | | 481 | | | 481 | |
| **4:00 AM** | | 905 | 918 | 933 | | 919 | | | 919 | |
| **5:00 AM** | | 2204 | 2319 | 2226 | | 2250 | | | 2250 | |
| **6:00 AM** | | 3522 | 2953 | 3648 | | 3374 | | | 3374 | |
| **7:00 AM** | | 3054 | 3860 | 3996 | | 3637 | | | 3637 | |
| **8:00 AM** | | **3729** | **3995** | **4066** | | **3930** | | | **3930** | |
| **9:00 AM** | | 3495 | 3478 | 3460 | | 3478 | | | 3478 | |
| **10:00 AM** | | 3390 | 3317 | 3329 | | 3345 | | | 3345 | |
| **11:00 AM** | | 3354 | 3346 | 3360 | | 3353 | | | 3353 | |
| **12:00 PM** | | 3321 | 3269 | 3905 | | 3498 | | | 3498 | |
| **1:00 PM** | | 3290 | 3294 | 3655 | | 3413 | | | 3413 | |
| **2:00 PM** | | 3269 | 3221 | 3686 | | 3392 | | | 3392 | |
| **3:00 PM** | | **3631** | 3550 | **4000** | | **3727** | | | **3727** | |
| **4:00 PM** | | 3481 | **3584** | 3664 | | 3576 | | | 3576 | |
| **5:00 PM** | | 3486 | 3583 | 3661 | | 3577 | | | 3577 | |
| **6:00 PM** | | 3413 | 3388 | 3066 | | 3289 | | | 3289 | |
| **7:00 PM** | | 3346 | 3317 | 3188 | | 3284 | | | 3284 | |
| **8:00 PM** | | 2692 | 2779 | 2784 | | 2752 | | | 2752 | |
| **9:00 PM** | | 2773 | 2464 | 2820 | | 2686 | | | 2686 | |
| **10:00 PM** | | 2311 | 2178 | 2294 | | 2261 | | | 2261 | |
| **11:00 PM** | | 1962 | 1695 | 1806 | | 1821 | | | 1821 | |
| **Day Total** | | 63181 | 63437 | 66249 | | 64289 | | | 64289 | |
| % Weekday Average | | 98.3% | 98.7% | 103.0% | | | | | | |
| % Week Average | | 98.3% | 98.7% | 103.0% | | 100.0% | | | | |
| AM Peak Volume | | 8:00 AM 3729 | 8:00 AM 3995 | 8:00 AM 4066 | | 8:00 AM 3930 | | | 8:00 AM 3930 | |
| PM Peak Volume | | 3:00 PM 3631 | 4:00 PM 3584 | 3:00 PM 4000 | | 3:00 PM 3727 | | | 3:00 PM 3727 | |

*Comments:*



SOURCE: Premiere Design Solutions, Inc. (www.pds-eng.com) 954-237-7850

**LOCATION:** 4(SA) South Dixie Hwy S of SW 136th St

**PDS JOB #:** 14702306

**SPECIFIC LOCATION:** 4(SA) South Dixie Hwy S of SW 136th St

**DIRECTION:** NB

**CITY/STATE:** Palmetto Bay, FL

**DATE:** May 22 2018 - May 24 2018

| Start Time | Mon | Tue 22-May-18 | Wed 23-May-18 | Thu 24-May-18 | Fri | Average Weekday Hourly Traffic | Sat | Sun | Average Week Hourly Traffic | Average Week Profile |
|---|---|---|---|---|---|---|---|---|---|---|
| **12:00 AM** | | 217 | 276 | 271 | | 255 | | | 255 | |
| **1:00 AM** | | 146 | 141 | 172 | | 153 | | | 153 | |
| **2:00 AM** | | 146 | 146 | 177 | | 156 | | | 156 | |
| **3:00 AM** | | 268 | 238 | 257 | | 254 | | | 254 | |
| **4:00 AM** | | 705 | 710 | 686 | | 700 | | | 700 | |
| **5:00 AM** | | 1996 | 1982 | 1873 | | 1950 | | | 1950 | |
| **6:00 AM** | | **2382** | **2339** | **2358** | | **2360** | | | **2360** | |
| **7:00 AM** | | 2210 | 2248 | 2251 | | 2236 | | | 2236 | |
| **8:00 AM** | | 2188 | 2250 | 2180 | | 2206 | | | 2206 | |
| **9:00 AM** | | 1908 | 1981 | 1744 | | 1878 | | | 1878 | |
| **10:00 AM** | | 1629 | 1621 | 1602 | | 1617 | | | 1617 | |
| **11:00 AM** | | 1610 | 1612 | 1637 | | 1620 | | | 1620 | |
| **12:00 PM** | | 1661 | 1649 | 1650 | | 1653 | | | 1653 | |
| **1:00 PM** | | 1651 | 1594 | 1584 | | 1610 | | | 1610 | |
| **2:00 PM** | | 1625 | 1703 | 1648 | | 1659 | | | 1659 | |
| **3:00 PM** | | **1820** | 1672 | 1716 | | **1736** | | | **1736** | |
| **4:00 PM** | | 1691 | 1658 | **1730** | | 1693 | | | 1693 | |
| **5:00 PM** | | 1648 | **1770** | 1643 | | 1687 | | | 1687 | |
| **6:00 PM** | | 1567 | 1530 | 1578 | | 1558 | | | 1558 | |
| **7:00 PM** | | 1301 | 1363 | 1361 | | 1342 | | | 1342 | |
| **8:00 PM** | | 1222 | 1308 | 1263 | | 1264 | | | 1264 | |
| **9:00 PM** | | 963 | 1034 | 1003 | | 1000 | | | 1000 | |
| **10:00 PM** | | 672 | 747 | 710 | | 710 | | | 710 | |
| **11:00 PM** | | 413 | 451 | 417 | | 427 | | | 427 | |
| **Day Total** | | 31639 | 32023 | 31511 | | 31724 | | | 31724 | |
| % Weekday Average | | 99.7% | 100.9% | 99.3% | | | | | | |
| % Week Average | | 99.7% | 100.9% | 99.3% | | 100.0% | | | | |
| AM Peak Volume | | 6:00 AM<br>2382 | 6:00 AM<br>2339 | 6:00 AM<br>2358 | | 6:00 AM<br>2360 | | | 6:00 AM<br>2360 | |
| PM Peak Volume | | 3:00 PM<br>1820 | 5:00 PM<br>1770 | 4:00 PM<br>1730 | | 3:00 PM<br>1736 | | | 3:00 PM<br>1736 | |

*Comments:*



SOURCE: Premiere Design Solutions, Inc. (www.pds-eng.com) 954-237-7850

**LOCATION:** 4(SA) South Dixie Hwy S of SW 136th St

**PDS JOB #:** 14702306

**SPECIFIC LOCATION:** 4(SA) South Dixie Hwy S of SW 136th St

**DIRECTION:** SB

**CITY/STATE:** Unincorporated Miami-Dade County, FL

**DATE:** May 22 2018 - May 24 2018

| Start Time | Mon | Tue 22-May-18 | Wed 23-May-18 | Thu 24-May-18 | Fri | Average Weekday Hourly Traffic | Sat | Sun | Average Week Hourly Traffic | Average Week Profile |
|---|---|---|---|---|---|---|---|---|---|---|
| **12:00 AM** | | 578 | 637 | 662 | | 626 | | | 626 | |
| **1:00 AM** | | 306 | 381 | 418 | | 368 | | | 368 | |
| **2:00 AM** | | 215 | 238 | 258 | | 237 | | | 237 | |
| **3:00 AM** | | 172 | 144 | 179 | | 165 | | | 165 | |
| **4:00 AM** | | 218 | 189 | 212 | | 206 | | | 206 | |
| **5:00 AM** | | 336 | 362 | 392 | | 363 | | | 363 | |
| **6:00 AM** | | 914 | 965 | 966 | | 948 | | | 948 | |
| **7:00 AM** | | 1357 | 1351 | 1301 | | 1336 | | | 1336 | |
| **8:00 AM** | | 1340 | 1353 | 1346 | | 1346 | | | 1346 | |
| **9:00 AM** | | 1332 | 1324 | 1344 | | 1333 | | | 1333 | |
| **10:00 AM** | | 1406 | 1395 | 1388 | | 1396 | | | 1396 | |
| **11:00 AM** | | **1531** | **1567** | **1577** | | **1558** | | | **1558** | |
| **12:00 PM** | | 1780 | 1700 | 1736 | | 1739 | | | 1739 | |
| **1:00 PM** | | 1753 | 1704 | 1718 | | 1725 | | | 1725 | |
| **2:00 PM** | | 1805 | 1877 | 1806 | | 1829 | | | 1829 | |
| **3:00 PM** | | 2150 | 2088 | 2121 | | 2120 | | | 2120 | |
| **4:00 PM** | | 2197 | 2243 | 2249 | | 2230 | | | 2230 | |
| **5:00 PM** | | **2293** | **2322** | **2281** | | **2299** | | | **2299** | |
| **6:00 PM** | | 2205 | 2196 | 2235 | | 2212 | | | 2212 | |
| **7:00 PM** | | 2068 | 2124 | 2025 | | 2072 | | | 2072 | |
| **8:00 PM** | | 1802 | 1823 | 1786 | | 1804 | | | 1804 | |
| **9:00 PM** | | 1580 | 1666 | 1724 | | 1657 | | | 1657 | |
| **10:00 PM** | | 1383 | 1402 | 1401 | | 1395 | | | 1395 | |
| **11:00 PM** | | 966 | 1057 | 1040 | | 1021 | | | 1021 | |
| **Day Total** | | 31687 | 32108 | 32165 | | 31985 | | | 31985 | |
| % Weekday Average | | 99.1% | 100.4% | 100.6% | | | | | | |
| % Week Average | | 99.1% | 100.4% | 100.6% | | 100.0% | | | | |
| AM Peak | | 11:00 AM | 11:00 AM | 11:00 AM | | 11:00 AM | | | 11:00 AM | |
| Volume | | 1531 | 1567 | 1577 | | 1558 | | | 1558 | |
| PM Peak | | 5:00 PM | 5:00 PM | 5:00 PM | | 5:00 PM | | | 5:00 PM | |
| Volume | | 2293 | 2322 | 2281 | | 2299 | | | 2299 | |

*Comments:*



SOURCE: Premiere Design Solutions, Inc. (www.pds-eng.com) 954-237-7850

**LOCATION:** 4(SA) South Dixie Hwy S of SW 136th St

**PDS JOB #:** 14702306

**SPECIFIC LOCATION:** 4(SA) South Dixie Hwy S of SW 136th St

**DIRECTION:** NB/SB

**CITY/STATE:** Palmetto Bay, FL

**DATE:** May 22 2018 - May 24 2018

| Start Time | Mon | Tue 22-May-18 | Wed 23-May-18 | Thu 24-May-18 | Fri | Average Weekday Hourly Traffic | Sat | Sun | Average Week Hourly Traffic | Average Week Profile |
|---|---|---|---|---|---|---|---|---|---|---|
| **12:00 AM** | | 795 | 913 | 933 | | 880 | | | 880 | |
| **1:00 AM** | | 452 | 522 | 590 | | 521 | | | 521 | |
| **2:00 AM** | | 361 | 384 | 435 | | 393 | | | 393 | |
| **3:00 AM** | | 440 | 382 | 436 | | 419 | | | 419 | |
| **4:00 AM** | | 923 | 899 | 898 | | 907 | | | 907 | |
| **5:00 AM** | | 2332 | 2344 | 2265 | | 2314 | | | 2314 | |
| **6:00 AM** | | 3296 | 3304 | 3324 | | 3308 | | | 3308 | |
| **7:00 AM** | | **3567** | 3599 | **3552** | | **3573** | | | **3573** | |
| **8:00 AM** | | 3528 | **3603** | 3526 | | 3552 | | | 3552 | |
| **9:00 AM** | | 3240 | 3305 | 3088 | | 3211 | | | 3211 | |
| **10:00 AM** | | 3035 | 3016 | 2990 | | 3014 | | | 3014 | |
| **11:00 AM** | | 3141 | 3179 | 3214 | | 3178 | | | 3178 | |
| **12:00 PM** | | 3441 | 3349 | 3386 | | 3392 | | | 3392 | |
| **1:00 PM** | | 3404 | 3298 | 3302 | | 3335 | | | 3335 | |
| **2:00 PM** | | 3430 | 3580 | 3454 | | 3488 | | | 3488 | |
| **3:00 PM** | | **3970** | 3760 | 3837 | | 3856 | | | 3856 | |
| **4:00 PM** | | 3888 | 3901 | **3979** | | 3923 | | | 3923 | |
| **5:00 PM** | | 3941 | **4092** | 3924 | | **3986** | | | **3986** | |
| **6:00 PM** | | 3772 | 3726 | 3813 | | 3770 | | | 3770 | |
| **7:00 PM** | | 3369 | 3487 | 3386 | | 3414 | | | 3414 | |
| **8:00 PM** | | 3024 | 3131 | 3049 | | 3068 | | | 3068 | |
| **9:00 PM** | | 2543 | 2700 | 2727 | | 2657 | | | 2657 | |
| **10:00 PM** | | 2055 | 2149 | 2111 | | 2105 | | | 2105 | |
| **11:00 PM** | | 1379 | 1508 | 1457 | | 1448 | | | 1448 | |
| **Day Total** | | 63326 | 64131 | 63676 | | 63712 | | | 63712 | |
| % Weekday Average | | 99.4% | 100.7% | 99.9% | | | | | | |
| % Week Average | | 99.4% | 100.7% | 99.9% | | 100.0% | | | | |
| AM Peak Volume | | 7:00 AM<br>3567 | 8:00 AM<br>3603 | 7:00 AM<br>3552 | | 7:00 AM<br>3573 | | | 7:00 AM<br>3573 | |
| PM Peak Volume | | 3:00 PM<br>3970 | 5:00 PM<br>4092 | 4:00 PM<br>3979 | | 5:00 PM<br>3986 | | | 5:00 PM<br>3986 | |

*Comments:*



SOURCE: Premiere Design Solutions, Inc. (www.pds-eng.com) 954-237-7850

**LOCATION:** 4(EA) SW 136th St E of†South Dixie Hwy

**SPECIFIC LOCATION:** 4(EA) SW 136th St E of†South Dixie Hwy

**CITY/STATE:** Palmetto Bay, FL

**PDS JOB #:** 14702307

**DIRECTION:** EB

**DATE:** May 22 2018 - May 24 2018

| Start Time | Mon | Tue 22-May-18 | Wed 23-May-18 | Thu 24-May-18 | Fri | Average Weekday Hourly Traffic | Sat | Sun | Average Week Hourly Traffic | Average Week Profile |
|---|---|---|---|---|---|---|---|---|---|---|
| **12:00 AM** | | 36 | 45 | 38 | | 40 | | | 40 | |
| **1:00 AM** | | 20 | 28 | 19 | | 22 | | | 22 | |
| **2:00 AM** | | 13 | 14 | 7 | | 11 | | | 11 | |
| **3:00 AM** | | 16 | 8 | 9 | | 11 | | | 11 | |
| **4:00 AM** | | 20 | 20 | 15 | | 18 | | | 18 | |
| **5:00 AM** | | 44 | 66 | 50 | | 53 | | | 53 | |
| **6:00 AM** | | 158 | 157 | 175 | | 163 | | | 163 | |
| **7:00 AM** | | 379 | 372 | 348 | | 366 | | | 366 | |
| **8:00 AM** | | **447** | **469** | 448 | | **455** | | | **455** | |
| **9:00 AM** | | 398 | 397 | 388 | | 394 | | | 394 | |
| **10:00 AM** | | 394 | 385 | 372 | | 384 | | | 384 | |
| **11:00 AM** | | 442 | 443 | **466** | | 450 | | | 450 | |
| **12:00 PM** | | 492 | 457 | 439 | | 463 | | | 463 | |
| **1:00 PM** | | 454 | 455 | 514 | | 474 | | | 474 | |
| **2:00 PM** | | 496 | 462 | 498 | | 485 | | | 485 | |
| **3:00 PM** | | **498** | **515** | **554** | | **522** | | | **522** | |
| **4:00 PM** | | 440 | 479 | 473 | | 464 | | | 464 | |
| **5:00 PM** | | 440 | 499 | 485 | | 475 | | | 475 | |
| **6:00 PM** | | 412 | 409 | 416 | | 412 | | | 412 | |
| **7:00 PM** | | 442 | 421 | 415 | | 426 | | | 426 | |
| **8:00 PM** | | 386 | 338 | 336 | | 353 | | | 353 | |
| **9:00 PM** | | 230 | 259 | 252 | | 247 | | | 247 | |
| **10:00 PM** | | 111 | 142 | 152 | | 135 | | | 135 | |
| **11:00 PM** | | 62 | 65 | 73 | | 67 | | | 67 | |
| **Day Total** | | 6830 | 6905 | 6942 | | 6890 | | | 6890 | |
| % Weekday Average | | 99.1% | 100.2% | 100.8% | | | | | | |
| % Week Average | | 99.1% | 100.2% | 100.8% | | 100.0% | | | | |
| AM Peak Volume | | 8:00 AM 447 | 8:00 AM 469 | 11:00 AM 466 | | 8:00 AM 455 | | | 8:00 AM 455 | |
| PM Peak Volume | | 3:00 PM 498 | 3:00 PM 515 | 3:00 PM 554 | | 3:00 PM 522 | | | 3:00 PM 522 | |

*Comments:*



SOURCE: Premiere Design Solutions, Inc. (www.pds-eng.com) 954-237-7850

**LOCATION:** 4(EA) SW 136th St E of†South Dixie Hwy

**PDS JOB #:** 14702307

**SPECIFIC LOCATION:** 4(EA) SW 136th St E of†South Dixie Hwy

**DIRECTION:** WB

**CITY/STATE:** Pinecrest, FL

**DATE:** May 22 2018 - May 24 2018

| Start Time | Mon | Tue 22-May-18 | Wed 23-May-18 | Thu 24-May-18 | Fri | Average Weekday Hourly Traffic | Sat | Sun | Average Week Hourly Traffic | Average Week Profile |
|---|---|---|---|---|---|---|---|---|---|---|
| **12:00 AM** | | 11 | 14 | 20 | | 15 | | | 15 | |
| **1:00 AM** | | 16 | 14 | 18 | | 16 | | | 16 | |
| **2:00 AM** | | 8 | 5 | 12 | | 8 | | | 8 | |
| **3:00 AM** | | 7 | 3 | 2 | | 4 | | | 4 | |
| **4:00 AM** | | 11 | 11 | 9 | | 10 | | | 10 | |
| **5:00 AM** | | 59 | 46 | 66 | | 57 | | | 57 | |
| **6:00 AM** | | 108 | 114 | 99 | | 107 | | | 107 | |
| **7:00 AM** | | 270 | 259 | 282 | | 270 | | | 270 | |
| **8:00 AM** | | 469 | 417 | 432 | | 439 | | | 439 | |
| **9:00 AM** | | 458 | 551 | 502 | | 504 | | | 504 | |
| **10:00 AM** | | **529** | 526 | 521 | | 525 | | | 525 | |
| **11:00 AM** | | 526 | **619** | **566** | | **570** | | | **570** | |
| **12:00 PM** | | 594 | 619 | 623 | | 612 | | | 612 | |
| **1:00 PM** | | 538 | 576 | 614 | | 576 | | | 576 | |
| **2:00 PM** | | 608 | 671 | 642 | | 640 | | | 640 | |
| **3:00 PM** | | 711 | **741** | 659 | | 704 | | | 704 | |
| **4:00 PM** | | 620 | 731 | 690 | | 680 | | | 680 | |
| **5:00 PM** | | **740** | 706 | **762** | | **736** | | | **736** | |
| **6:00 PM** | | 711 | 651 | 698 | | 687 | | | 687 | |
| **7:00 PM** | | 496 | 522 | 498 | | 505 | | | 505 | |
| **8:00 PM** | | 296 | 365 | 334 | | 332 | | | 332 | |
| **9:00 PM** | | 174 | 170 | 174 | | 173 | | | 173 | |
| **10:00 PM** | | 71 | 90 | 77 | | 79 | | | 79 | |
| **11:00 PM** | | 35 | 40 | 38 | | 38 | | | 38 | |
| **Day Total** | | 8066 | 8461 | 8338 | | 8287 | | | 8287 | |
| % Weekday Average | | 97.3% | 102.1% | 100.6% | | | | | | |
| % Week Average | | 97.3% | 102.1% | 100.6% | | 100.0% | | | | |
| AM Peak Volume | | 10:00 AM<br>529 | 11:00 AM<br>619 | 11:00 AM<br>566 | | 11:00 AM<br>570 | | | 11:00 AM<br>570 | |
| PM Peak Volume | | 5:00 PM<br>740 | 3:00 PM<br>741 | 5:00 PM<br>762 | | 5:00 PM<br>736 | | | 5:00 PM<br>736 | |

*Comments:*



SOURCE: Premiere Design Solutions, Inc. (www.pds-eng.com) 954-237-7850

**LOCATION:** 4(EA) SW 136th St E of†South Dixie Hwy

**PDS JOB #:** 14702307

**SPECIFIC LOCATION:** 4(EA) SW 136th St E of†South Dixie Hwy

**DIRECTION:** EB/WB

**CITY/STATE:** Pinecrest, FL

**DATE:** May 22 2018 - May 24 2018

| Start Time | Mon | Tue 22-May-18 | Wed 23-May-18 | Thu 24-May-18 | Fri | Average Weekday Hourly Traffic | Sat | Sun | Average Week Hourly Traffic | Average Week Profile |
|---|---|---|---|---|---|---|---|---|---|---|
| **12:00 AM** | | 47 | 59 | 58 | | 55 | | | 55 | |
| **1:00 AM** | | 36 | 42 | 37 | | 38 | | | 38 | |
| **2:00 AM** | | 21 | 19 | 19 | | 20 | | | 20 | |
| **3:00 AM** | | 23 | 11 | 11 | | 15 | | | 15 | |
| **4:00 AM** | | 31 | 31 | 24 | | 29 | | | 29 | |
| **5:00 AM** | | 103 | 112 | 116 | | 110 | | | 110 | |
| **6:00 AM** | | 266 | 271 | 274 | | 270 | | | 270 | |
| **7:00 AM** | | 649 | 631 | 630 | | 637 | | | 637 | |
| **8:00 AM** | | 916 | 886 | 880 | | 894 | | | 894 | |
| **9:00 AM** | | 856 | 948 | 890 | | 898 | | | 898 | |
| **10:00 AM** | | 923 | 911 | 893 | | 909 | | | 909 | |
| **11:00 AM** | | **968** | **1062** | **1032** | | **1021** | | | **1021** | |
| **12:00 PM** | | 1086 | 1076 | 1062 | | 1075 | | | 1075 | |
| **1:00 PM** | | 992 | 1031 | 1128 | | 1050 | | | 1050 | |
| **2:00 PM** | | 1104 | 1133 | 1140 | | 1126 | | | 1126 | |
| **3:00 PM** | | **1209** | **1256** | 1213 | | **1226** | | | **1226** | |
| **4:00 PM** | | 1060 | 1210 | 1163 | | 1144 | | | 1144 | |
| **5:00 PM** | | 1180 | 1205 | **1247** | | 1211 | | | 1211 | |
| **6:00 PM** | | 1123 | 1060 | 1114 | | 1099 | | | 1099 | |
| **7:00 PM** | | 938 | 943 | 913 | | 931 | | | 931 | |
| **8:00 PM** | | 682 | 703 | 670 | | 685 | | | 685 | |
| **9:00 PM** | | 404 | 429 | 426 | | 420 | | | 420 | |
| **10:00 PM** | | 182 | 232 | 229 | | 214 | | | 214 | |
| **11:00 PM** | | 97 | 105 | 111 | | 104 | | | 104 | |
| **Day Total** | | 14896 | 15366 | 15280 | | 15181 | | | 15181 | |
| % Weekday Average | | 98.1% | 101.2% | 100.7% | | | | | | |
| % Week Average | | 98.1% | 101.2% | 100.7% | | 100.0% | | | | |
| AM Peak Volume | | 11:00 AM<br>968 | 11:00 AM<br>1062 | 11:00 AM<br>1032 | | 11:00 AM<br>1021 | | | 11:00 AM<br>1021 | |
| PM Peak Volume | | 3:00 PM<br>1209 | 3:00 PM<br>1256 | 5:00 PM<br>1247 | | 3:00 PM<br>1226 | | | 3:00 PM<br>1226 | |

*Comments:*



SOURCE: Premiere Design Solutions, Inc. (www.pds-eng.com) 954-237-7850

**LOCATION:** 4(WA) SW 136th St W of South Dixie Hwy
**PDS JOB #:** 14702308
**SPECIFIC LOCATION:** 4(WA) SW 136th St W of South Dixie Hwy
**DIRECTION:** EB
**CITY/STATE:** Unincorporated Miami-Dade County, FL
**DATE:** May 22 2018 - May 24 2018

| Start Time | Mon | Tue 22-May-18 | Wed 23-May-18 | Thu 24-May-18 | Fri | Average Weekday Hourly Traffic | Sat | Sun | Average Week Hourly Traffic | Average Week Profile |
|---|---|---|---|---|---|---|---|---|---|---|
| **12:00 AM** | | 54 | 81 | 89 | | 75 | | | 75 | |
| **1:00 AM** | | 51 | 50 | 56 | | 52 | | | 52 | |
| **2:00 AM** | | 44 | 27 | 25 | | 32 | | | 32 | |
| **3:00 AM** | | 11 | 24 | 18 | | 18 | | | 18 | |
| **4:00 AM** | | 12 | 19 | 29 | | 20 | | | 20 | |
| **5:00 AM** | | 49 | 55 | 57 | | 54 | | | 54 | |
| **6:00 AM** | | 131 | 111 | 112 | | 118 | | | 118 | |
| **7:00 AM** | | 228 | 250 | 226 | | 235 | | | 235 | |
| **8:00 AM** | | 395 | 401 | 374 | | 390 | | | 390 | |
| **9:00 AM** | | 481 | 480 | 506 | | 489 | | | 489 | |
| **10:00 AM** | | 566 | 607 | 575 | | 583 | | | 583 | |
| **11:00 AM** | | **715** | **769** | **742** | | **742** | | | **742** | |
| **12:00 PM** | | **821** | **833** | **850** | | **835** | | | **835** | |
| **1:00 PM** | | 749 | 753 | 830 | | 777 | | | 777 | |
| **2:00 PM** | | 699 | 739 | 770 | | 736 | | | 736 | |
| **3:00 PM** | | 711 | 743 | 692 | | 715 | | | 715 | |
| **4:00 PM** | | 774 | 753 | 706 | | 744 | | | 744 | |
| **5:00 PM** | | 758 | 766 | 769 | | 764 | | | 764 | |
| **6:00 PM** | | 742 | 737 | 760 | | 746 | | | 746 | |
| **7:00 PM** | | 665 | 717 | 690 | | 691 | | | 691 | |
| **8:00 PM** | | 609 | 573 | 630 | | 604 | | | 604 | |
| **9:00 PM** | | 417 | 414 | 457 | | 429 | | | 429 | |
| **10:00 PM** | | 227 | 222 | 244 | | 231 | | | 231 | |
| **11:00 PM** | | 130 | 123 | 126 | | 126 | | | 126 | |
| **Day Total** | | 10039 | 10247 | 10333 | | 10206 | | | 10206 | |
| % Weekday Average | | 98.4% | 100.4% | 101.2% | | | | | | |
| % Week Average | | 98.4% | 100.4% | 101.2% | | 100.0% | | | | |
| AM Peak Volume | | 11:00 AM<br>715 | 11:00 AM<br>769 | 11:00 AM<br>742 | | 11:00 AM<br>742 | | | 11:00 AM<br>742 | |
| PM Peak Volume | | 12:00 PM<br>821 | 12:00 PM<br>833 | 12:00 PM<br>850 | | 12:00 PM<br>835 | | | 12:00 PM<br>835 | |

*Comments:*



SOURCE: Premiere Design Solutions, Inc. (www.pds-eng.com) 954-237-7850

**LOCATION:** 4(WA) SW 136th St W of South Dixie Hwy
**SPECIFIC LOCATION:** 4(WA) SW 136th St W of South Dixie Hwy
**CITY/STATE:** Unincorporated Miami-Dade County, FL

**PDS JOB #:** 14702308
**DIRECTION:** WB
**DATE:** May 22 2018 - May 24 2018

| Start Time | Mon | Tue 22-May-18 | Wed 23-May-18 | Thu 24-May-18 | Fri | Average Weekday Hourly Traffic | Sat | Sun | Average Week Hourly Traffic | Average Week Profile |
|---|---|---|---|---|---|---|---|---|---|---|
| **12:00 AM** | | 76 | 87 | 86 | | 83 | | | 83 | |
| **1:00 AM** | | 42 | 55 | 43 | | 47 | | | 47 | |
| **2:00 AM** | | 25 | 34 | 21 | | 27 | | | 27 | |
| **3:00 AM** | | 20 | 22 | 23 | | 22 | | | 22 | |
| **4:00 AM** | | 31 | 32 | 29 | | 31 | | | 31 | |
| **5:00 AM** | | 82 | 68 | 91 | | 80 | | | 80 | |
| **6:00 AM** | | 252 | 238 | 240 | | 243 | | | 243 | |
| **7:00 AM** | | 598 | 581 | 553 | | 577 | | | 577 | |
| **8:00 AM** | | **682** | 648 | 681 | | 670 | | | 670 | |
| **9:00 AM** | | 566 | 532 | 516 | | 538 | | | 538 | |
| **10:00 AM** | | 561 | 556 | 553 | | 557 | | | 557 | |
| **11:00 AM** | | 642 | **734** | **696** | | **691** | | | **691** | |
| **12:00 PM** | | 694 | 742 | 689 | | 708 | | | 708 | |
| **1:00 PM** | | 721 | 784 | 839 | | 781 | | | 781 | |
| **2:00 PM** | | 749 | 803 | 793 | | 782 | | | 782 | |
| **3:00 PM** | | 746 | **805** | **857** | | **803** | | | **803** | |
| **4:00 PM** | | **769** | 772 | 831 | | 791 | | | 791 | |
| **5:00 PM** | | 736 | 787 | 779 | | 767 | | | 767 | |
| **6:00 PM** | | 713 | 730 | 720 | | 721 | | | 721 | |
| **7:00 PM** | | 685 | 727 | 714 | | 709 | | | 709 | |
| **8:00 PM** | | 595 | 597 | 593 | | 595 | | | 595 | |
| **9:00 PM** | | 486 | 519 | 535 | | 513 | | | 513 | |
| **10:00 PM** | | 293 | 273 | 270 | | 279 | | | 279 | |
| **11:00 PM** | | 135 | 155 | 208 | | 166 | | | 166 | |
| **Day Total** | | 10899 | 11281 | 11360 | | 11181 | | | 11181 | |
| % Weekday Average | | 97.5% | 100.9% | 101.6% | | | | | | |
| % Week Average | | 97.5% | 100.9% | 101.6% | | 100.0% | | | | |
| AM Peak Volume | | 8:00 AM 682 | 11:00 AM 734 | 11:00 AM 696 | | 11:00 AM 691 | | | 11:00 AM 691 | |
| PM Peak Volume | | 4:00 PM 769 | 3:00 PM 805 | 3:00 PM 857 | | 3:00 PM 803 | | | 3:00 PM 803 | |

*Comments:*



SOURCE: Premiere Design Solutions, Inc. (www.pds-eng.com) 954-237-7850

**LOCATION:** 4(WA) SW 136th St W of South Dixie Hwy
**SPECIFIC LOCATION:** 4(WA) SW 136th St W of South Dixie Hwy
**CITY/STATE:** Unincorporated Miami-Dade County, FL

**PDS JOB #:** 14702308
**DIRECTION:** EB/WB
**DATE:** May 22 2018 - May 24 2018

| Start Time | Mon | Tue 22-May-18 | Wed 23-May-18 | Thu 24-May-18 | Fri | Average Weekday Hourly Traffic | Sat | Sun | Average Week Hourly Traffic | Average Week Profile |
|---|---|---|---|---|---|---|---|---|---|---|
| **12:00 AM** | | 130 | 168 | 175 | | 158 | | | 158 | |
| **1:00 AM** | | 93 | 105 | 99 | | 99 | | | 99 | |
| **2:00 AM** | | 69 | 61 | 46 | | 59 | | | 59 | |
| **3:00 AM** | | 31 | 46 | 41 | | 39 | | | 39 | |
| **4:00 AM** | | 43 | 51 | 58 | | 51 | | | 51 | |
| **5:00 AM** | | 131 | 123 | 148 | | 134 | | | 134 | |
| **6:00 AM** | | 383 | 349 | 352 | | 361 | | | 361 | |
| **7:00 AM** | | 826 | 831 | 779 | | 812 | | | 812 | |
| **8:00 AM** | | 1077 | 1049 | 1055 | | 1060 | | | 1060 | |
| **9:00 AM** | | 1047 | 1012 | 1022 | | 1027 | | | 1027 | |
| **10:00 AM** | | 1127 | 1163 | 1128 | | 1139 | | | 1139 | |
| **11:00 AM** | | **1357** | **1503** | **1438** | | **1433** | | | **1433** | |
| **12:00 PM** | | 1515 | **1575** | 1539 | | 1543 | | | 1543 | |
| **1:00 PM** | | 1470 | 1537 | **1669** | | **1559** | | | **1559** | |
| **2:00 PM** | | 1448 | 1542 | 1563 | | 1518 | | | 1518 | |
| **3:00 PM** | | 1457 | 1548 | 1549 | | 1518 | | | 1518 | |
| **4:00 PM** | | **1543** | 1525 | 1537 | | 1535 | | | 1535 | |
| **5:00 PM** | | 1494 | 1553 | 1548 | | 1532 | | | 1532 | |
| **6:00 PM** | | 1455 | 1467 | 1480 | | 1467 | | | 1467 | |
| **7:00 PM** | | 1350 | 1444 | 1404 | | 1399 | | | 1399 | |
| **8:00 PM** | | 1204 | 1170 | 1223 | | 1199 | | | 1199 | |
| **9:00 PM** | | 903 | 933 | 992 | | 943 | | | 943 | |
| **10:00 PM** | | 520 | 495 | 514 | | 510 | | | 510 | |
| **11:00 PM** | | 265 | 278 | 334 | | 292 | | | 292 | |
| **Day Total** | | 20938 | 21528 | 21693 | | 21387 | | | 21387 | |
| % Weekday Average | | 97.9% | 100.7% | 101.4% | | | | | | |
| % Week Average | | 97.9% | 100.7% | 101.4% | | 100.0% | | | | |
| AM Peak Volume | | 11:00 AM<br>1357 | 11:00 AM<br>1503 | 11:00 AM<br>1438 | | 11:00 AM<br>1433 | | | 11:00 AM<br>1433 | |
| PM Peak Volume | | 4:00 PM<br>1543 | 12:00 PM<br>1575 | 1:00 PM<br>1669 | | 1:00 PM<br>1559 | | | 1:00 PM<br>1559 | |

*Comments:*



SOURCE: Premiere Design Solutions, Inc. (www.pds-eng.com) 954-237-7850

**LOCATION:** 8(NA) South Dixie Hwy N of SW 152nd St
**SPECIFIC LOCATION:** 8(NA) South Dixie Hwy N of SW 152nd St
**CITY/STATE:** Palmetto Bay, FL

**PDS JOB #:** 14702309
**DIRECTION:** NB
**DATE:** Jun 05 2018 - Jun 07 2018

| Start Time | Mon | Tue 05-Jun-18 | Wed 06-Jun-18 | Thu 07-Jun-18 | Fri | Average Weekday Hourly Traffic | Sat | Sun | Average Week Hourly Traffic | Average Week Profile |
|---|---|---|---|---|---|---|---|---|---|---|
| **12:00 AM** | | 323 | 250 | 314 | | 296 | | | 296 | |
| **1:00 AM** | | 191 | 203 | 178 | | 191 | | | 191 | |
| **2:00 AM** | | 143 | 192 | 197 | | 177 | | | 177 | |
| **3:00 AM** | | 263 | 284 | 280 | | 276 | | | 276 | |
| **4:00 AM** | | 688 | 738 | 712 | | 713 | | | 713 | |
| **5:00 AM** | | 1991 | 2206 | 1959 | | 2052 | | | 2052 | |
| **6:00 AM** | | 2453 | 2161 | **2800** | | 2471 | | | 2471 | |
| **7:00 AM** | | 1482 | **2565** | 2636 | | 2228 | | | 2228 | |
| **8:00 AM** | | **2489** | 2510 | 2434 | | **2478** | | | **2478** | |
| **9:00 AM** | | 2125 | 2184 | 2124 | | 2144 | | | 2144 | |
| **10:00 AM** | | 2043 | 1906 | 1899 | | 1949 | | | 1949 | |
| **11:00 AM** | | 2059 | 1916 | 1933 | | 1969 | | | 1969 | |
| **12:00 PM** | | **1970** | **2041** | **2017** | | **2009** | | | **2009** | |
| **1:00 PM** | | 1967 | 1920 | 1766 | | 1884 | | | 1884 | |
| **2:00 PM** | | 1917 | 1797 | 1670 | | 1795 | | | 1795 | |
| **3:00 PM** | | 1875 | 1803 | 1740 | | 1806 | | | 1806 | |
| **4:00 PM** | | 1630 | 1763 | 1570 | | 1654 | | | 1654 | |
| **5:00 PM** | | 1791 | 1794 | 1655 | | 1747 | | | 1747 | |
| **6:00 PM** | | 1588 | 1536 | 1539 | | 1554 | | | 1554 | |
| **7:00 PM** | | 1485 | 1334 | 1342 | | 1387 | | | 1387 | |
| **8:00 PM** | | 1276 | 1276 | 1156 | | 1236 | | | 1236 | |
| **9:00 PM** | | 999 | 1034 | 997 | | 1010 | | | 1010 | |
| **10:00 PM** | | 678 | 699 | 706 | | 694 | | | 694 | |
| **11:00 PM** | | 414 | 424 | 473 | | 437 | | | 437 | |
| **Day Total** | | 33840 | 34536 | 34097 | | 34157 | | | 34157 | |
| % Weekday Average | | 99.1% | 101.1% | 99.8% | | | | | | |
| % Week Average | | 99.1% | 101.1% | 99.8% | | 100.0% | | | | |
| AM Peak Volume | | 8:00 AM 2489 | 7:00 AM 2565 | 6:00 AM 2800 | | 8:00 AM 2478 | | | 8:00 AM 2478 | |
| PM Peak Volume | | 12:00 PM 1970 | 12:00 PM 2041 | 12:00 PM 2017 | | 12:00 PM 2009 | | | 12:00 PM 2009 | |

*Comments:*



SOURCE: Premiere Design Solutions, Inc. (www.pds-eng.com) 954-237-7850

**LOCATION:** 8(NA) South Dixie Hwy N of SW 152nd St
**SPECIFIC LOCATION:** 8(NA) South Dixie Hwy N of SW 152nd St
**CITY/STATE:** Unincorporated Miami-Dade County, FL

**PDS JOB #:** 14702309
**DIRECTION:** SB
**DATE:** Jun 05 2018 - Jun 07 2018

| Start Time | Mon | Tue 05-Jun-18 | Wed 06-Jun-18 | Thu 07-Jun-18 | Fri | Average Weekday Hourly Traffic | Sat | Sun | Average Week Hourly Traffic | Average Week Profile |
|---|---|---|---|---|---|---|---|---|---|---|
| **12:00 AM** | | 720 | 1066 | 775 | | 854 | | | 854 | |
| **1:00 AM** | | 417 | 462 | 420 | | 433 | | | 433 | |
| **2:00 AM** | | 260 | 262 | 271 | | 264 | | | 264 | |
| **3:00 AM** | | 175 | 203 | 180 | | 186 | | | 186 | |
| **4:00 AM** | | 217 | 215 | 196 | | 209 | | | 209 | |
| **5:00 AM** | | 354 | 334 | 367 | | 352 | | | 352 | |
| **6:00 AM** | | 814 | 964 | 937 | | 905 | | | 905 | |
| **7:00 AM** | | 1138 | 1284 | 1211 | | 1211 | | | 1211 | |
| **8:00 AM** | | 1142 | 1292 | 1254 | | 1229 | | | 1229 | |
| **9:00 AM** | | 1216 | 1296 | 1210 | | 1241 | | | 1241 | |
| **10:00 AM** | | **1359** | 1333 | 1312 | | 1335 | | | 1335 | |
| **11:00 AM** | | 1345 | **1438** | **1404** | | **1396** | | | **1396** | |
| **12:00 PM** | | 1446 | 1402 | 1434 | | 1427 | | | 1427 | |
| **1:00 PM** | | 1443 | 1493 | 1368 | | 1435 | | | 1435 | |
| **2:00 PM** | | 1689 | 1673 | 1533 | | 1632 | | | 1632 | |
| **3:00 PM** | | 1998 | 2039 | 2051 | | 2029 | | | 2029 | |
| **4:00 PM** | | 2062 | 2206 | 2079 | | 2116 | | | 2116 | |
| **5:00 PM** | | **2376** | **2322** | 2240 | | **2313** | | | **2313** | |
| **6:00 PM** | | 2343 | 2179 | **2244** | | 2255 | | | 2255 | |
| **7:00 PM** | | 2085 | 2079 | 2047 | | 2070 | | | 2070 | |
| **8:00 PM** | | 1629 | 1619 | 1581 | | 1610 | | | 1610 | |
| **9:00 PM** | | 1721 | 1573 | 1702 | | 1665 | | | 1665 | |
| **10:00 PM** | | 1540 | 1385 | 1527 | | 1484 | | | 1484 | |
| **11:00 PM** | | 1481 | 1222 | 1206 | | 1303 | | | 1303 | |
| **Day Total** | | 30970 | 31341 | 30549 | | 30954 | | | 30954 | |
| % Weekday Average | | 100.1% | 101.3% | 98.7% | | | | | | |
| % Week Average | | 100.1% | 101.3% | 98.7% | | 100.0% | | | | |
| AM Peak Volume | | 10:00 AM<br>1359 | 11:00 AM<br>1438 | 11:00 AM<br>1404 | | 11:00 AM<br>1396 | | | 11:00 AM<br>1396 | |
| PM Peak Volume | | 5:00 PM<br>2376 | 5:00 PM<br>2322 | 6:00 PM<br>2244 | | 5:00 PM<br>2313 | | | 5:00 PM<br>2313 | |

*Comments:*



SOURCE: Premiere Design Solutions, Inc. (www.pds-eng.com) 954-237-7850

**LOCATION:** 8(NA) South Dixie Hwy N of SW 152nd St
**SPECIFIC LOCATION:** 8(NA) South Dixie Hwy N of SW 152nd St
**CITY/STATE:** Palmetto Bay, FL

**PDS JOB #:** 14702309
**DIRECTION:** NB/SB
**DATE:** Jun 05 2018 - Jun 07 2018

| Start Time | Mon | Tue 05-Jun-18 | Wed 06-Jun-18 | Thu 07-Jun-18 | Fri | Average Weekday Hourly Traffic | Sat | Sun | Average Week Hourly Traffic | Average Week Profile |
|---|---|---|---|---|---|---|---|---|---|---|
| **12:00 AM** | | 1043 | 1316 | 1089 | | 1149 | | | 1149 | |
| **1:00 AM** | | 608 | 665 | 598 | | 624 | | | 624 | |
| **2:00 AM** | | 403 | 454 | 468 | | 442 | | | 442 | |
| **3:00 AM** | | 438 | 487 | 460 | | 462 | | | 462 | |
| **4:00 AM** | | 905 | 953 | 908 | | 922 | | | 922 | |
| **5:00 AM** | | 2345 | 2540 | 2326 | | 2404 | | | 2404 | |
| **6:00 AM** | | 3267 | 3125 | 3737 | | 3376 | | | 3376 | |
| **7:00 AM** | | 2620 | **3849** | **3847** | | 3439 | | | 3439 | |
| **8:00 AM** | | **3631** | 3802 | 3688 | | **3707** | | | **3707** | |
| **9:00 AM** | | 3341 | 3480 | 3334 | | 3385 | | | 3385 | |
| **10:00 AM** | | 3402 | 3239 | 3211 | | 3284 | | | 3284 | |
| **11:00 AM** | | 3404 | 3354 | 3337 | | 3365 | | | 3365 | |
| **12:00 PM** | | 3416 | 3443 | 3451 | | 3437 | | | 3437 | |
| **1:00 PM** | | 3410 | 3413 | 3134 | | 3319 | | | 3319 | |
| **2:00 PM** | | 3606 | 3470 | 3203 | | 3426 | | | 3426 | |
| **3:00 PM** | | 3873 | 3842 | 3791 | | 3835 | | | 3835 | |
| **4:00 PM** | | 3692 | 3969 | 3649 | | 3770 | | | 3770 | |
| **5:00 PM** | | **4167** | **4116** | **3895** | | **4059** | | | **4059** | |
| **6:00 PM** | | 3931 | 3715 | 3783 | | 3810 | | | 3810 | |
| **7:00 PM** | | 3570 | 3413 | 3389 | | 3457 | | | 3457 | |
| **8:00 PM** | | 2905 | 2895 | 2737 | | 2846 | | | 2846 | |
| **9:00 PM** | | 2720 | 2607 | 2699 | | 2675 | | | 2675 | |
| **10:00 PM** | | 2218 | 2084 | 2233 | | 2178 | | | 2178 | |
| **11:00 PM** | | 1895 | 1646 | 1679 | | 1740 | | | 1740 | |
| **Day Total** | | 64810 | 65877 | 64646 | | 65111 | | | 65111 | |
| % Weekday Average | | 99.5% | 101.2% | 99.3% | | | | | | |
| % Week Average | | 99.5% | 101.2% | 99.3% | | 100.0% | | | | |
| AM Peak Volume | | 8:00 AM<br>3631 | 7:00 AM<br>3849 | 7:00 AM<br>3847 | | 8:00 AM<br>3707 | | | 8:00 AM<br>3707 | |
| PM Peak Volume | | 5:00 PM<br>4167 | 5:00 PM<br>4116 | 5:00 PM<br>3895 | | 5:00 PM<br>4059 | | | 5:00 PM<br>4059 | |

*Comments:*



SOURCE: Premiere Design Solutions, Inc. (www.pds-eng.com) 954-237-7850

**LOCATION:** 8(SA) South Dixie Hwy S of SW 152nd St
**SPECIFIC LOCATION:** 8(SA) South Dixie Hwy S of SW 152nd St
**CITY/STATE:** Palmetto Bay, FL

**PDS JOB #:** 14702310
**DIRECTION:** NB
**DATE:** Jun 05 2018 - Jun 07 2018

| Start Time | Mon | Tue 05-Jun-18 | Wed 06-Jun-18 | Thu 07-Jun-18 | Fri | Average Weekday Hourly Traffic | Sat | Sun | Average Week Hourly Traffic | Average Week Profile |
|---|---|---|---|---|---|---|---|---|---|---|
| **12:00 AM** | | 317 | 247 | 317 | | 294 | | | 294 | |
| **1:00 AM** | | 187 | 183 | 171 | | 180 | | | 180 | |
| **2:00 AM** | | 125 | 167 | 187 | | 160 | | | 160 | |
| **3:00 AM** | | 242 | 250 | 241 | | 244 | | | 244 | |
| **4:00 AM** | | 598 | 635 | 605 | | 613 | | | 613 | |
| **5:00 AM** | | 1732 | 1940 | 1704 | | 1792 | | | 1792 | |
| **6:00 AM** | | 2245 | 2337 | 2512 | | 2365 | | | 2365 | |
| **7:00 AM** | | 2334 | **2487** | **2588** | | **2470** | | | **2470** | |
| **8:00 AM** | | **2369** | 2470 | 2373 | | 2404 | | | 2404 | |
| **9:00 AM** | | 2032 | 2002 | 1978 | | 2004 | | | 2004 | |
| **10:00 AM** | | 1981 | 1844 | 1821 | | 1882 | | | 1882 | |
| **11:00 AM** | | 2019 | 1774 | 1824 | | 1872 | | | 1872 | |
| **12:00 PM** | | 1908 | **1906** | **1923** | | **1912** | | | **1912** | |
| **1:00 PM** | | **1924** | 1871 | 1769 | | 1855 | | | 1855 | |
| **2:00 PM** | | 1871 | 1756 | 1656 | | 1761 | | | 1761 | |
| **3:00 PM** | | 1695 | 1689 | 1613 | | 1666 | | | 1666 | |
| **4:00 PM** | | 1633 | 1688 | 1520 | | 1614 | | | 1614 | |
| **5:00 PM** | | 1757 | 1684 | 1536 | | 1659 | | | 1659 | |
| **6:00 PM** | | 1540 | 1506 | 1474 | | 1507 | | | 1507 | |
| **7:00 PM** | | 1391 | 1287 | 1316 | | 1331 | | | 1331 | |
| **8:00 PM** | | 1201 | 1206 | 1124 | | 1177 | | | 1177 | |
| **9:00 PM** | | 998 | 1011 | 1023 | | 1011 | | | 1011 | |
| **10:00 PM** | | 673 | 686 | 666 | | 675 | | | 675 | |
| **11:00 PM** | | 399 | 393 | 482 | | 425 | | | 425 | |
| **Day Total** | | 33171 | 33019 | 32423 | | 32873 | | | 32873 | |
| % Weekday Average | | 100.9% | 100.4% | 98.6% | | | | | | |
| % Week Average | | 100.9% | 100.4% | 98.6% | | 100.0% | | | | |
| AM Peak Volume | | 8:00 AM 2369 | 7:00 AM 2487 | 7:00 AM 2588 | | 7:00 AM 2470 | | | 7:00 AM 2470 | |
| PM Peak Volume | | 1:00 PM 1924 | 12:00 PM 1906 | 12:00 PM 1923 | | 12:00 PM 1912 | | | 12:00 PM 1912 | |

*Comments:*



SOURCE: Premiere Design Solutions, Inc. (www.pds-eng.com) 954-237-7850

**LOCATION:** 8(SA) South Dixie Hwy S of SW 152nd St
**SPECIFIC LOCATION:** 8(SA) South Dixie Hwy S of SW 152nd St
**CITY/STATE:** Unincorporated Miami-Dade County, FL

**PDS JOB #:** 14702310
**DIRECTION:** SB
**DATE:** Jun 05 2018 - Jun 07 2018

| Start Time | Mon | Tue 05-Jun-18 | Wed 06-Jun-18 | Thu 07-Jun-18 | Fri | Average Weekday Hourly Traffic | Sat | Sun | Average Week Hourly Traffic | Average Week Profile |
|---|---|---|---|---|---|---|---|---|---|---|
| **12:00 AM** | | 627 | 1097 | 675 | | 800 | | | 800 | |
| **1:00 AM** | | 366 | 558 | 363 | | 429 | | | 429 | |
| **2:00 AM** | | 228 | 304 | 242 | | 258 | | | 258 | |
| **3:00 AM** | | 153 | 227 | 160 | | 180 | | | 180 | |
| **4:00 AM** | | 187 | 211 | 184 | | 194 | | | 194 | |
| **5:00 AM** | | 289 | 313 | 316 | | 306 | | | 306 | |
| **6:00 AM** | | 692 | 758 | 767 | | 739 | | | 739 | |
| **7:00 AM** | | 1043 | 1154 | 1072 | | 1090 | | | 1090 | |
| **8:00 AM** | | 1195 | 1294 | 1287 | | 1259 | | | 1259 | |
| **9:00 AM** | | 1344 | 1435 | 1386 | | 1388 | | | 1388 | |
| **10:00 AM** | | 1585 | 1453 | 1472 | | 1503 | | | 1503 | |
| **11:00 AM** | | **1617** | **1616** | **1561** | | **1598** | | | **1598** | |
| **12:00 PM** | | 1699 | 1702 | 1625 | | 1675 | | | 1675 | |
| **1:00 PM** | | 1769 | 1800 | 1678 | | 1749 | | | 1749 | |
| **2:00 PM** | | 1947 | 1886 | 1823 | | 1885 | | | 1885 | |
| **3:00 PM** | | 2225 | 2283 | 2290 | | 2266 | | | 2266 | |
| **4:00 PM** | | 2412 | 2488 | 2321 | | 2407 | | | 2407 | |
| **5:00 PM** | | **2542** | **2527** | **2407** | | **2492** | | | **2492** | |
| **6:00 PM** | | 2483 | 2436 | 2360 | | 2426 | | | 2426 | |
| **7:00 PM** | | 2093 | 2228 | 2082 | | 2134 | | | 2134 | |
| **8:00 PM** | | 1759 | 1647 | 1634 | | 1680 | | | 1680 | |
| **9:00 PM** | | 1684 | 1524 | 1653 | | 1620 | | | 1620 | |
| **10:00 PM** | | 1394 | 1244 | 1365 | | 1334 | | | 1334 | |
| **11:00 PM** | | 1539 | 1088 | 1111 | | 1246 | | | 1246 | |
| **Day Total** | | 32872 | 33273 | 31834 | | 32658 | | | 32658 | |
| % Weekday Average | | 100.7% | 101.9% | 97.5% | | | | | | |
| % Week Average | | 100.7% | 101.9% | 97.5% | | 100.0% | | | | |
| AM Peak Volume | | 11:00 AM<br>1617 | 11:00 AM<br>1616 | 11:00 AM<br>1561 | | 11:00 AM<br>1598 | | | 11:00 AM<br>1598 | |
| PM Peak Volume | | 5:00 PM<br>2542 | 5:00 PM<br>2527 | 5:00 PM<br>2407 | | 5:00 PM<br>2492 | | | 5:00 PM<br>2492 | |

*Comments:*



SOURCE: Premiere Design Solutions, Inc. (www.pds-eng.com) 954-237-7850

**LOCATION:** 8(SA) South Dixie Hwy S of SW 152nd St
**SPECIFIC LOCATION:** 8(SA) South Dixie Hwy S of SW 152nd St
**CITY/STATE:** Palmetto Bay, FL

**PDS JOB #:** 14702310
**DIRECTION:** NB/SB
**DATE:** Jun 05 2018 - Jun 07 2018

| Start Time | Mon | Tue 05-Jun-18 | Wed 06-Jun-18 | Thu 07-Jun-18 | Fri | Average Weekday Hourly Traffic | Sat | Sun | Average Week Hourly Traffic | Average Week Profile |
|---|---|---|---|---|---|---|---|---|---|---|
| **12:00 AM** | | 944 | 1344 | 992 | | 1093 | | | 1093 | |
| **1:00 AM** | | 553 | 741 | 534 | | 609 | | | 609 | |
| **2:00 AM** | | 353 | 471 | 429 | | 418 | | | 418 | |
| **3:00 AM** | | 395 | 477 | 401 | | 424 | | | 424 | |
| **4:00 AM** | | 785 | 846 | 789 | | 807 | | | 807 | |
| **5:00 AM** | | 2021 | 2253 | 2020 | | 2098 | | | 2098 | |
| **6:00 AM** | | 2937 | 3095 | 3279 | | 3104 | | | 3104 | |
| **7:00 AM** | | 3377 | 3641 | **3660** | | 3559 | | | 3559 | |
| **8:00 AM** | | 3564 | **3764** | 3660 | | **3663** | | | **3663** | |
| **9:00 AM** | | 3376 | 3437 | 3364 | | 3392 | | | 3392 | |
| **10:00 AM** | | 3566 | 3297 | 3293 | | 3385 | | | 3385 | |
| **11:00 AM** | | **3636** | 3390 | 3385 | | 3470 | | | 3470 | |
| **12:00 PM** | | 3607 | 3608 | 3548 | | 3588 | | | 3588 | |
| **1:00 PM** | | 3693 | 3671 | 3447 | | 3604 | | | 3604 | |
| **2:00 PM** | | 3818 | 3642 | 3479 | | 3646 | | | 3646 | |
| **3:00 PM** | | 3920 | 3972 | 3903 | | 3932 | | | 3932 | |
| **4:00 PM** | | 4045 | 4176 | 3841 | | 4021 | | | 4021 | |
| **5:00 PM** | | **4299** | **4211** | **3943** | | **4151** | | | **4151** | |
| **6:00 PM** | | 4023 | 3942 | 3834 | | 3933 | | | 3933 | |
| **7:00 PM** | | 3484 | 3515 | 3398 | | 3466 | | | 3466 | |
| **8:00 PM** | | 2960 | 2853 | 2758 | | 2857 | | | 2857 | |
| **9:00 PM** | | 2682 | 2535 | 2676 | | 2631 | | | 2631 | |
| **10:00 PM** | | 2067 | 1930 | 2031 | | 2009 | | | 2009 | |
| **11:00 PM** | | 1938 | 1481 | 1593 | | 1671 | | | 1671 | |
| **Day Total** | | 66043 | 66292 | 64257 | | 65531 | | | 65531 | |
| % Weekday Average | | 100.8% | 101.2% | 98.1% | | | | | | |
| % Week Average | | 100.8% | 101.2% | 98.1% | | 100.0% | | | | |
| AM Peak Volume | | 11:00 AM<br>3636 | 8:00 AM<br>3764 | 7:00 AM<br>3660 | | 8:00 AM<br>3663 | | | 8:00 AM<br>3663 | |
| PM Peak Volume | | 5:00 PM<br>4299 | 5:00 PM<br>4211 | 5:00 PM<br>3943 | | 5:00 PM<br>4151 | | | 5:00 PM<br>4151 | |

*Comments:*



SOURCE: Premiere Design Solutions, Inc. (www.pds-eng.com) 954-237-7850

**LOCATION:** 8(EA) SW 152nd St E of South Dixie Hwy†
**SPECIFIC LOCATION:** 8(EA) SW 152nd St E of South Dixie Hwy†
**CITY/STATE:** Palmetto Bay, FL

**PDS JOB #:** 14702311
**DIRECTION:** EB
**DATE:** Jun 05 2018 - Jun 07 2018

| Start Time | Mon | Tue 05-Jun-18 | Wed 06-Jun-18 | Thu 07-Jun-18 | Fri | Average Weekday Hourly Traffic | Sat | Sun | Average Week Hourly Traffic | Average Week Profile |
|---|---|---|---|---|---|---|---|---|---|---|
| **12:00 AM** | | 47 | 64 | 38 | | 50 | | | 50 | |
| **1:00 AM** | | 36 | 33 | 16 | | 28 | | | 28 | |
| **2:00 AM** | | 12 | 16 | 15 | | 14 | | | 14 | |
| **3:00 AM** | | 20 | 14 | 14 | | 16 | | | 16 | |
| **4:00 AM** | | 13 | 13 | 10 | | 12 | | | 12 | |
| **5:00 AM** | | 95 | 97 | 96 | | 96 | | | 96 | |
| **6:00 AM** | | 247 | 344 | 302 | | 298 | | | 298 | |
| **7:00 AM** | | 349 | 436 | 404 | | 396 | | | 396 | |
| **8:00 AM** | | **361** | **453** | **476** | | **430** | | | **430** | |
| **9:00 AM** | | 316 | 373 | 356 | | 348 | | | 348 | |
| **10:00 AM** | | 335 | 377 | 329 | | 347 | | | 347 | |
| **11:00 AM** | | 332 | 343 | 338 | | 338 | | | 338 | |
| **12:00 PM** | | 333 | 322 | 334 | | 330 | | | 330 | |
| **1:00 PM** | | 304 | **401** | **368** | | 358 | | | 358 | |
| **2:00 PM** | | 331 | 354 | 325 | | 337 | | | 337 | |
| **3:00 PM** | | 335 | 366 | 322 | | 341 | | | 341 | |
| **4:00 PM** | | 413 | 369 | 300 | | 361 | | | 361 | |
| **5:00 PM** | | **414** | 392 | 313 | | **373** | | | **373** | |
| **6:00 PM** | | 334 | 292 | 279 | | 302 | | | 302 | |
| **7:00 PM** | | 279 | 299 | 234 | | 271 | | | 271 | |
| **8:00 PM** | | 211 | 216 | 213 | | 213 | | | 213 | |
| **9:00 PM** | | 206 | 176 | 178 | | 187 | | | 187 | |
| **10:00 PM** | | 136 | 119 | 144 | | 133 | | | 133 | |
| **11:00 PM** | | 88 | 65 | 83 | | 79 | | | 79 | |
| **Day Total** | | 5547 | 5934 | 5487 | | 5658 | | | 5658 | |
| % Weekday Average | | 98.0% | 104.9% | 97.0% | | | | | | |
| % Week Average | | 98.0% | 104.9% | 97.0% | | 100.0% | | | | |
| AM Peak Volume | | 8:00 AM 361 | 8:00 AM 453 | 8:00 AM 476 | | 8:00 AM 430 | | | 8:00 AM 430 | |
| PM Peak Volume | | 5:00 PM 414 | 1:00 PM 401 | 1:00 PM 368 | | 5:00 PM 373 | | | 5:00 PM 373 | |

*Comments:*



SOURCE: Premiere Design Solutions, Inc. (www.pds-eng.com) 954-237-7850

**LOCATION:** 8(EA) SW 152nd St E of South Dixie Hwy†
**SPECIFIC LOCATION:** 8(EA) SW 152nd St E of South Dixie Hwy†
**CITY/STATE:** Palmetto Bay, FL

**PDS JOB #:** 14702311
**DIRECTION:** WB
**DATE:** Jun 05 2018 - Jun 07 2018

| Start Time | Mon | Tue 05-Jun-18 | Wed 06-Jun-18 | Thu 07-Jun-18 | Fri | Average Weekday Hourly Traffic | Sat | Sun | Average Week Hourly Traffic | Average Week Profile |
|---|---|---|---|---|---|---|---|---|---|---|
| **12:00 AM** | | 45 | 39 | 47 | | 44 | | | 44 | |
| **1:00 AM** | | 21 | 33 | 18 | | 24 | | | 24 | |
| **2:00 AM** | | 19 | 9 | 19 | | 16 | | | 16 | |
| **3:00 AM** | | 13 | 11 | 15 | | 13 | | | 13 | |
| **4:00 AM** | | 19 | 24 | 16 | | 20 | | | 20 | |
| **5:00 AM** | | 54 | 58 | 51 | | 54 | | | 54 | |
| **6:00 AM** | | 117 | 194 | 207 | | 173 | | | 173 | |
| **7:00 AM** | | 296 | 311 | 323 | | 310 | | | 310 | |
| **8:00 AM** | | 419 | 390 | 424 | | 411 | | | 411 | |
| **9:00 AM** | | 400 | 465 | 442 | | 436 | | | 436 | |
| **10:00 AM** | | 457 | 441 | **508** | | 469 | | | 469 | |
| **11:00 AM** | | **545** | **545** | 474 | | **521** | | | **521** | |
| **12:00 PM** | | 518 | 580 | 526 | | 541 | | | 541 | |
| **1:00 PM** | | 511 | 519 | 440 | | 490 | | | 490 | |
| **2:00 PM** | | 538 | 575 | 490 | | 534 | | | 534 | |
| **3:00 PM** | | 585 | 549 | 538 | | 557 | | | 557 | |
| **4:00 PM** | | **599** | 567 | 546 | | 571 | | | 571 | |
| **5:00 PM** | | 590 | **608** | **561** | | **586** | | | **586** | |
| **6:00 PM** | | 540 | 585 | 518 | | 548 | | | 548 | |
| **7:00 PM** | | 460 | 467 | 386 | | 438 | | | 438 | |
| **8:00 PM** | | 367 | 317 | 301 | | 328 | | | 328 | |
| **9:00 PM** | | 243 | 193 | 194 | | 210 | | | 210 | |
| **10:00 PM** | | 130 | 115 | 127 | | 124 | | | 124 | |
| **11:00 PM** | | 88 | 65 | 72 | | 75 | | | 75 | |
| **Day Total** | | 7574 | 7660 | 7243 | | 7493 | | | 7493 | |
| % Weekday Average | | 101.1% | 102.2% | 96.7% | | | | | | |
| % Week Average | | 101.1% | 102.2% | 96.7% | | 100.0% | | | | |
| AM Peak Volume | | 11:00 AM<br>545 | 11:00 AM<br>545 | 10:00 AM<br>508 | | 11:00 AM<br>521 | | | 11:00 AM<br>521 | |
| PM Peak Volume | | 4:00 PM<br>599 | 5:00 PM<br>608 | 5:00 PM<br>561 | | 5:00 PM<br>586 | | | 5:00 PM<br>586 | |

*Comments:*



SOURCE: Premiere Design Solutions, Inc. (www.pds-eng.com) 954-237-7850

**LOCATION:** 8(EA) SW 152nd St E of South Dixie Hwy†
**SPECIFIC LOCATION:** 8(EA) SW 152nd St E of South Dixie Hwy†
**CITY/STATE:** Palmetto Bay, FL

**PDS JOB #:** 14702311
**DIRECTION:** EB/WB
**DATE:** Jun 05 2018 - Jun 07 2018

| Start Time | Mon | Tue 05-Jun-18 | Wed 06-Jun-18 | Thu 07-Jun-18 | Fri | Average Weekday Hourly Traffic | Sat | Sun | Average Week Hourly Traffic | Average Week Profile |
|---|---|---|---|---|---|---|---|---|---|---|
| **12:00 AM** | | 92 | 103 | 85 | | 93 | | | 93 | |
| **1:00 AM** | | 57 | 66 | 34 | | 52 | | | 52 | |
| **2:00 AM** | | 31 | 25 | 34 | | 30 | | | 30 | |
| **3:00 AM** | | 33 | 25 | 29 | | 29 | | | 29 | |
| **4:00 AM** | | 32 | 37 | 26 | | 32 | | | 32 | |
| **5:00 AM** | | 149 | 155 | 147 | | 150 | | | 150 | |
| **6:00 AM** | | 364 | 538 | 509 | | 470 | | | 470 | |
| **7:00 AM** | | 645 | 747 | 727 | | 706 | | | 706 | |
| **8:00 AM** | | 780 | 843 | **900** | | 841 | | | 841 | |
| **9:00 AM** | | 716 | 838 | 798 | | 784 | | | 784 | |
| **10:00 AM** | | 792 | 818 | 837 | | 816 | | | 816 | |
| **11:00 AM** | | **877** | **888** | 812 | | **859** | | | **859** | |
| **12:00 PM** | | 851 | 902 | 860 | | 871 | | | 871 | |
| **1:00 PM** | | 815 | 920 | 808 | | 848 | | | 848 | |
| **2:00 PM** | | 869 | 929 | 815 | | 871 | | | 871 | |
| **3:00 PM** | | 920 | 915 | 860 | | 898 | | | 898 | |
| **4:00 PM** | | **1012** | 936 | 846 | | 931 | | | 931 | |
| **5:00 PM** | | 1004 | **1000** | **874** | | **959** | | | **959** | |
| **6:00 PM** | | 874 | 877 | 797 | | 849 | | | 849 | |
| **7:00 PM** | | 739 | 766 | 620 | | 708 | | | 708 | |
| **8:00 PM** | | 578 | 533 | 514 | | 542 | | | 542 | |
| **9:00 PM** | | 449 | 369 | 372 | | 397 | | | 397 | |
| **10:00 PM** | | 266 | 234 | 271 | | 257 | | | 257 | |
| **11:00 PM** | | 176 | 130 | 155 | | 154 | | | 154 | |
| **Day Total** | | 13121 | 13594 | 12730 | | 13147 | | | 13147 | |
| % Weekday Average | | 99.8% | 103.4% | 96.8% | | | | | | |
| % Week Average | | 99.8% | 103.4% | 96.8% | | 100.0% | | | | |
| AM Peak Volume | | 11:00 AM<br>877 | 11:00 AM<br>888 | 8:00 AM<br>900 | | 11:00 AM<br>859 | | | 11:00 AM<br>859 | |
| PM Peak Volume | | 4:00 PM<br>1012 | 5:00 PM<br>1000 | 5:00 PM<br>874 | | 5:00 PM<br>959 | | | 5:00 PM<br>959 | |

*Comments:*



SOURCE: Premiere Design Solutions, Inc. (www.pds-eng.com) 954-237-7850

**LOCATION:** 8(WA) SW 152nd St W of South Dixie Hwy
**SPECIFIC LOCATION:** 8(WA) SW 152nd St W of South Dixie Hwy
**CITY/STATE:** Unincorporated Miami-Dade County, FL

**PDS JOB #:** 14702312
**DIRECTION:** EB
**DATE:** Jun 05 2018 - Jun 07 2018

| Start Time | Mon | Tue 05-Jun-18 | Wed 06-Jun-18 | Thu 07-Jun-18 | Fri | Average Weekday Hourly Traffic | Sat | Sun | Average Week Hourly Traffic | Average Week Profile |
|---|---|---|---|---|---|---|---|---|---|---|
| **12:00 AM** | | 81 | 88 | 88 | | 86 | | | 86 | |
| **1:00 AM** | | 52 | 54 | 54 | | 53 | | | 53 | |
| **2:00 AM** | | 41 | 51 | 58 | | 50 | | | 50 | |
| **3:00 AM** | | 57 | 85 | 63 | | 68 | | | 68 | |
| **4:00 AM** | | 184 | 185 | 183 | | 184 | | | 184 | |
| **5:00 AM** | | 502 | 510 | 517 | | 510 | | | 510 | |
| **6:00 AM** | | 675 | 689 | 651 | | 672 | | | 672 | |
| **7:00 AM** | | 696 | 662 | 597 | | 652 | | | 652 | |
| **8:00 AM** | | 708 | 693 | 647 | | 683 | | | 683 | |
| **9:00 AM** | | **808** | 731 | **747** | | **762** | | | **762** | |
| **10:00 AM** | | 720 | **770** | 668 | | 719 | | | 719 | |
| **11:00 AM** | | 715 | 721 | 647 | | 694 | | | 694 | |
| **12:00 PM** | | 674 | 658 | 634 | | 655 | | | 655 | |
| **1:00 PM** | | 710 | **710** | 646 | | 689 | | | 689 | |
| **2:00 PM** | | 771 | 643 | 651 | | 688 | | | 688 | |
| **3:00 PM** | | **788** | 638 | 732 | | 719 | | | 719 | |
| **4:00 PM** | | 713 | 685 | **751** | | 716 | | | 716 | |
| **5:00 PM** | | 749 | 708 | 716 | | **724** | | | **724** | |
| **6:00 PM** | | 651 | 673 | 632 | | 652 | | | 652 | |
| **7:00 PM** | | 584 | 572 | 572 | | 576 | | | 576 | |
| **8:00 PM** | | 538 | 531 | 429 | | 499 | | | 499 | |
| **9:00 PM** | | 383 | 407 | 321 | | 370 | | | 370 | |
| **10:00 PM** | | 272 | 272 | 257 | | 267 | | | 267 | |
| **11:00 PM** | | 168 | 178 | 161 | | 169 | | | 169 | |
| **Day Total** | | 12240 | 11914 | 11422 | | 11857 | | | 11857 | |
| % Weekday Average | | 103.2% | 100.5% | 96.3% | | | | | | |
| % Week Average | | 103.2% | 100.5% | 96.3% | | 100.0% | | | | |
| AM Peak Volume | | 9:00 AM 808 | 10:00 AM 770 | 9:00 AM 747 | | 9:00 AM 762 | | | 9:00 AM 762 | |
| PM Peak Volume | | 3:00 PM 788 | 1:00 PM 710 | 4:00 PM 751 | | 5:00 PM 724 | | | 5:00 PM 724 | |

*Comments:*



SOURCE: Premiere Design Solutions, Inc. (www.pds-eng.com) 954-237-7850

**LOCATION:** 8(WA) SW 152nd St W of South Dixie Hwy
**SPECIFIC LOCATION:** 8(WA) SW 152nd St W of South Dixie Hwy
**CITY/STATE:** Unincorporated Miami-Dade County, FL

**PDS JOB #:** 14702312
**DIRECTION:** WB
**DATE:** Jun 05 2018 - Jun 07 2018

| Start Time | Mon | Tue 05-Jun-18 | Wed 06-Jun-18 | Thu 07-Jun-18 | Fri | Average Weekday Hourly Traffic | Sat | Sun | Average Week Hourly Traffic | Average Week Profile |
|---|---|---|---|---|---|---|---|---|---|---|
| **12:00 AM** | | 272 | 272 | 285 | | 276 | | | 276 | |
| **1:00 AM** | | 135 | 147 | 119 | | 134 | | | 134 | |
| **2:00 AM** | | 84 | 62 | 88 | | 78 | | | 78 | |
| **3:00 AM** | | 57 | 60 | 55 | | 57 | | | 57 | |
| **4:00 AM** | | 61 | 86 | 66 | | 71 | | | 71 | |
| **5:00 AM** | | 153 | 146 | 172 | | 157 | | | 157 | |
| **6:00 AM** | | 304 | 502 | 501 | | 436 | | | 436 | |
| **7:00 AM** | | 415 | 597 | 559 | | 524 | | | 524 | |
| **8:00 AM** | | 488 | 611 | 579 | | 559 | | | 559 | |
| **9:00 AM** | | 643 | 658 | 621 | | 641 | | | 641 | |
| **10:00 AM** | | 688 | 731 | 745 | | 721 | | | 721 | |
| **11:00 AM** | | **851** | **826** | **812** | | **830** | | | **830** | |
| **12:00 PM** | | 917 | 956 | 949 | | 941 | | | 941 | |
| **1:00 PM** | | 935 | 900 | 862 | | 899 | | | 899 | |
| **2:00 PM** | | 923 | 986 | 845 | | 918 | | | 918 | |
| **3:00 PM** | | 1086 | 1124 | 1053 | | 1088 | | | 1088 | |
| **4:00 PM** | | 1239 | 1218 | 1106 | | 1188 | | | 1188 | |
| **5:00 PM** | | **1341** | 1348 | **1279** | | **1323** | | | **1323** | |
| **6:00 PM** | | 1317 | **1371** | 1263 | | 1317 | | | 1317 | |
| **7:00 PM** | | 1146 | 1104 | 1073 | | 1108 | | | 1108 | |
| **8:00 PM** | | 981 | 912 | 923 | | 939 | | | 939 | |
| **9:00 PM** | | 841 | 715 | 791 | | 782 | | | 782 | |
| **10:00 PM** | | 583 | 585 | 596 | | 588 | | | 588 | |
| **11:00 PM** | | 493 | 422 | 442 | | 452 | | | 452 | |
| **Day Total** | | 15953 | 16339 | 15784 | | 16027 | | | 16027 | |
| % Weekday Average | | 99.5% | 101.9% | 98.5% | | | | | | |
| % Week Average | | 99.5% | 101.9% | 98.5% | | 100.0% | | | | |
| AM Peak Volume | | 11:00 AM<br>851 | 11:00 AM<br>826 | 11:00 AM<br>812 | | 11:00 AM<br>830 | | | 11:00 AM<br>830 | |
| PM Peak Volume | | 5:00 PM<br>1341 | 6:00 PM<br>1371 | 5:00 PM<br>1279 | | 5:00 PM<br>1323 | | | 5:00 PM<br>1323 | |

*Comments:*



SOURCE: Premiere Design Solutions, Inc. (www.pds-eng.com) 954-237-7850

**LOCATION:** 8(WA) SW 152nd St W of South Dixie Hwy
**SPECIFIC LOCATION:** 8(WA) SW 152nd St W of South Dixie Hwy
**CITY/STATE:** Unincorporated Miami-Dade County, FL

**PDS JOB #:** 14702312
**DIRECTION:** EB/WB
**DATE:** Jun 05 2018 - Jun 07 2018

| Start Time | Mon | Tue 05-Jun-18 | Wed 06-Jun-18 | Thu 07-Jun-18 | Fri | Average Weekday Hourly Traffic | Sat | Sun | Average Week Hourly Traffic | Average Week Profile |
|---|---|---|---|---|---|---|---|---|---|---|
| **12:00 AM** | | 353 | 360 | 373 | | 362 | | | 362 | |
| **1:00 AM** | | 187 | 201 | 173 | | 187 | | | 187 | |
| **2:00 AM** | | 125 | 113 | 146 | | 128 | | | 128 | |
| **3:00 AM** | | 114 | 145 | 118 | | 126 | | | 126 | |
| **4:00 AM** | | 245 | 271 | 249 | | 255 | | | 255 | |
| **5:00 AM** | | 655 | 656 | 689 | | 667 | | | 667 | |
| **6:00 AM** | | 979 | 1191 | 1152 | | 1107 | | | 1107 | |
| **7:00 AM** | | 1111 | 1259 | 1156 | | 1175 | | | 1175 | |
| **8:00 AM** | | 1196 | 1304 | 1226 | | 1242 | | | 1242 | |
| **9:00 AM** | | 1451 | 1389 | 1368 | | 1403 | | | 1403 | |
| **10:00 AM** | | 1408 | 1501 | 1413 | | 1441 | | | 1441 | |
| **11:00 AM** | | **1566** | **1547** | **1459** | | **1524** | | | **1524** | |
| **12:00 PM** | | 1591 | 1614 | 1583 | | 1596 | | | 1596 | |
| **1:00 PM** | | 1645 | 1610 | 1508 | | 1588 | | | 1588 | |
| **2:00 PM** | | 1694 | 1629 | 1496 | | 1606 | | | 1606 | |
| **3:00 PM** | | 1874 | 1762 | 1785 | | 1807 | | | 1807 | |
| **4:00 PM** | | 1952 | 1903 | 1857 | | 1904 | | | 1904 | |
| **5:00 PM** | | **2090** | **2056** | **1995** | | **2047** | | | **2047** | |
| **6:00 PM** | | 1968 | 2044 | 1895 | | 1969 | | | 1969 | |
| **7:00 PM** | | 1730 | 1676 | 1645 | | 1684 | | | 1684 | |
| **8:00 PM** | | 1519 | 1443 | 1352 | | 1438 | | | 1438 | |
| **9:00 PM** | | 1224 | 1122 | 1112 | | 1153 | | | 1153 | |
| **10:00 PM** | | 855 | 857 | 853 | | 855 | | | 855 | |
| **11:00 PM** | | 661 | 600 | 603 | | 621 | | | 621 | |
| **Day Total** | | 28193 | 28253 | 27206 | | 27885 | | | 27885 | |
| % Weekday Average | | 101.1% | 101.3% | 97.6% | | | | | | |
| % Week Average | | 101.1% | 101.3% | 97.6% | | 100.0% | | | | |
| AM Peak Volume | | 11:00 AM<br>1566 | 11:00 AM<br>1547 | 11:00 AM<br>1459 | | 11:00 AM<br>1524 | | | 11:00 AM<br>1524 | |
| PM Peak Volume | | 5:00 PM<br>2090 | 5:00 PM<br>2056 | 5:00 PM<br>1995 | | 5:00 PM<br>2047 | | | 5:00 PM<br>2047 | |

*Comments:*



SOURCE: Premiere Design Solutions, Inc. (www.pds-eng.com) 954-237-7850

# 72 Hour Bi-Directional Approach Counts

15 Minute Counts

- Intersection No. 1- South Dixie Hwy @ SW 128 Street
- Intersection No. 4- South Dixie Hwy @ SW 136 Street
- Intersection No. 8- South Dixie Hwy @ SW 152 Street

**LOCATION:** 1(NA) South Dixie Hwy N of SW 128th St
**SPECIFIC LOCATION:** 1(NA) South Dixie Hwy N of SW 128th St
**CITY/STATE:** Pinecrest, FL

**PDS JOB #:** 14702301
**DIRECTION:** NB
**DATE:** Jun 05 2018 - Jun 07 2018

| Start Time | Mon | Tue 05-Jun-18 | Wed 06-Jun-18 | Thu 07-Jun-18 | Fri | Average Weekday Hourly Traffic | Sat | Sun | Average Week Hourly Traffic | Average Week Profile |
|---|---|---|---|---|---|---|---|---|---|---|
| **12:00 AM** | | 80 | 96 | 88 | | 88 | | | 88 | |
| **12:15 AM** | | 77 | 81 | 84 | | 81 | | | 81 | |
| **12:30 AM** | | 56 | 58 | 59 | | 58 | | | 58 | |
| **12:45 AM** | | 38 | 46 | 64 | | 49 | | | 49 | |
| **1:00 AM** | | 38 | 61 | 56 | | 52 | | | 52 | |
| **1:15 AM** | | 39 | 48 | 42 | | 43 | | | 43 | |
| **1:30 AM** | | 27 | 58 | 38 | | 41 | | | 41 | |
| **1:45 AM** | | 27 | 44 | 46 | | 39 | | | 39 | |
| **2:00 AM** | | 38 | 56 | 56 | | 50 | | | 50 | |
| **2:15 AM** | | 21 | 54 | 58 | | 44 | | | 44 | |
| **2:30 AM** | | 38 | 36 | 44 | | 39 | | | 39 | |
| **2:45 AM** | | 27 | 49 | 42 | | 39 | | | 39 | |
| **3:00 AM** | | 27 | 50 | 52 | | 43 | | | 43 | |
| **3:15 AM** | | 53 | 70 | 78 | | 67 | | | 67 | |
| **3:30 AM** | | 48 | 64 | 76 | | 63 | | | 63 | |
| **3:45 AM** | | 58 | 81 | 74 | | 71 | | | 71 | |
| **4:00 AM** | | 68 | 88 | 72 | | 76 | | | 76 | |
| **4:15 AM** | | 113 | 138 | 120 | | 124 | | | 124 | |
| **4:30 AM** | | 161 | 191 | 190 | | 181 | | | 181 | |
| **4:45 AM** | | 219 | 228 | 226 | | 224 | | | 224 | |
| **5:00 AM** | | 278 | 310 | 278 | | 289 | | | 289 | |
| **5:15 AM** | | 410 | 448 | 425 | | 428 | | | 428 | |
| **5:30 AM** | | 466 | 526 | 429 | | 474 | | | 474 | |
| **5:45 AM** | | 592 | 400 | 518 | | 503 | | | 503 | |
| **Day Total** | | | | | | | | | | |
| % Weekday Average | | | | | | | | | | |
| % Week Average | | | | | | | | | | |
| AM Peak Volume | | | | | | | | | | |
| PM Peak Volume | | | | | | | | | | |

*Comments:*



SOURCE: Premiere Design Solutions, Inc. (www.pds-eng.com) 954-237-7850

**LOCATION:** 1(NA) South Dixie Hwy N of SW 128th St
**SPECIFIC LOCATION:** 1(NA) South Dixie Hwy N of SW 128th St
**CITY/STATE:** Pinecrest, FL

**PDS JOB #:** 14702301
**DIRECTION:** NB
**DATE:** Jun 05 2018 - Jun 07 2018

| Start Time | Mon | Tue 05-Jun-18 | Wed 06-Jun-18 | Thu 07-Jun-18 | Fri | Average Weekday Hourly Traffic | Sat | Sun | Average Week Hourly Traffic | Average Week Profile |
|---|---|---|---|---|---|---|---|---|---|---|
| **6:00 AM** | | **601** | 230 | 552 | | 461 | | | 461 | |
| **6:15 AM** | | 578 | 334 | 536 | | 483 | | | 483 | |
| **6:30 AM** | | 533 | 544 | **628** | | **568** | | | **568** | |
| **6:45 AM** | | 506 | 514 | 564 | | 528 | | | 528 | |
| **7:00 AM** | | 301 | **630** | 605 | | 512 | | | 512 | |
| **7:15 AM** | | 347 | 518 | 532 | | 466 | | | 466 | |
| **7:30 AM** | | 414 | 560 | 506 | | 493 | | | 493 | |
| **7:45 AM** | | 415 | 506 | 444 | | 455 | | | 455 | |
| **8:00 AM** | | 458 | 613 | 392 | | 488 | | | 488 | |
| **8:15 AM** | | 458 | 562 | 384 | | 468 | | | 468 | |
| **8:30 AM** | | 528 | 600 | 420 | | 516 | | | 516 | |
| **8:45 AM** | | 514 | 536 | 426 | | 492 | | | 492 | |
| **9:00 AM** | | 499 | 492 | 435 | | 475 | | | 475 | |
| **9:15 AM** | | 533 | 533 | 418 | | 495 | | | 495 | |
| **9:30 AM** | | 427 | 441 | 380 | | 416 | | | 416 | |
| **9:45 AM** | | 494 | 431 | 400 | | 442 | | | 442 | |
| **10:00 AM** | | 442 | 415 | 400 | | 419 | | | 419 | |
| **10:15 AM** | | 506 | 432 | 420 | | 453 | | | 453 | |
| **10:30 AM** | | 480 | 436 | 358 | | 425 | | | 425 | |
| **10:45 AM** | | 400 | 471 | 406 | | 426 | | | 426 | |
| **11:00 AM** | | 379 | 496 | 477 | | 451 | | | 451 | |
| **11:15 AM** | | 414 | 448 | 451 | | 438 | | | 438 | |
| **11:30 AM** | | 410 | 504 | 455 | | 456 | | | 456 | |
| **11:45 AM** | | 362 | 538 | 465 | | 455 | | | 455 | |
| **Day Total** | | | | | | | | | | |
| % Weekday Average | | | | | | | | | | |
| % Week Average | | | | | | | | | | |
| AM Peak Volume | | | | | | | | | | |
| PM Peak Volume | | | | | | | | | | |

*Comments:*



SOURCE: Premiere Design Solutions, Inc. (www.pds-eng.com) 954-237-7850

**LOCATION:** 1(NA) South Dixie Hwy N of SW 128th St
**SPECIFIC LOCATION:** 1(NA) South Dixie Hwy N of SW 128th St
**CITY/STATE:** Pinecrest, FL

**PDS JOB #:** 14702301
**DIRECTION:** NB
**DATE:** Jun 05 2018 - Jun 07 2018

| Start Time | Mon | Tue 05-Jun-18 | Wed 06-Jun-18 | Thu 07-Jun-18 | Fri | Average Weekday Hourly Traffic | Sat | Sun | Average Week Hourly Traffic | Average Week Profile |
|---|---|---|---|---|---|---|---|---|---|---|
| **12:00 PM** | | 385 | **504** | **484** | | 458 | | | 458 | |
| **12:15 PM** | | 410 | 480 | 449 | | 446 | | | 446 | |
| **12:30 PM** | | 347 | 458 | 460 | | 422 | | | 422 | |
| **12:45 PM** | | 420 | 501 | 472 | | **464** | | | **464** | |
| **1:00 PM** | | 410 | 472 | 370 | | 417 | | | 417 | |
| **1:15 PM** | | **433** | 471 | 416 | | 440 | | | 440 | |
| **1:30 PM** | | 429 | 496 | 318 | | 414 | | | 414 | |
| **1:45 PM** | | 200 | 420 | 252 | | 291 | | | 291 | |
| **2:00 PM** | | 278 | 485 | 278 | | 347 | | | 347 | |
| **2:15 PM** | | 366 | 458 | 276 | | 367 | | | 367 | |
| **2:30 PM** | | 348 | 438 | 268 | | 351 | | | 351 | |
| **2:45 PM** | | 379 | 455 | 289 | | 374 | | | 374 | |
| **3:00 PM** | | 358 | 452 | 244 | | 351 | | | 351 | |
| **3:15 PM** | | 294 | 428 | 282 | | 335 | | | 335 | |
| **3:30 PM** | | 332 | 416 | 290 | | 346 | | | 346 | |
| **3:45 PM** | | 367 | 448 | 236 | | 350 | | | 350 | |
| **4:00 PM** | | 354 | 391 | 279 | | 341 | | | 341 | |
| **4:15 PM** | | 318 | 441 | 254 | | 338 | | | 338 | |
| **4:30 PM** | | 278 | 412 | 233 | | 308 | | | 308 | |
| **4:45 PM** | | 274 | 432 | 262 | | 323 | | | 323 | |
| **5:00 PM** | | 325 | 410 | 262 | | 332 | | | 332 | |
| **5:15 PM** | | 347 | 382 | 271 | | 333 | | | 333 | |
| **5:30 PM** | | 412 | 412 | 237 | | 354 | | | 354 | |
| **5:45 PM** | | 432 | 370 | 262 | | 355 | | | 355 | |
| **Day Total** | | | | | | | | | | |
| % Weekday Average | | | | | | | | | | |
| % Week Average | | | | | | | | | | |
| AM Peak Volume | | | | | | | | | | |
| PM Peak Volume | | | | | | | | | | |

*Comments:*



SOURCE: Premiere Design Solutions, Inc. (www.pds-eng.com) 954-237-7850

**LOCATION:** 1(NA) South Dixie Hwy N of SW 128th St
**SPECIFIC LOCATION:** 1(NA) South Dixie Hwy N of SW 128th St
**CITY/STATE:** Pinecrest, FL

**PDS JOB #:** 14702301
**DIRECTION:** NB
**DATE:** Jun 05 2018 - Jun 07 2018

| Start Time | Mon | Tue 05-Jun-18 | Wed 06-Jun-18 | Thu 07-Jun-18 | Fri | Average Weekday Hourly Traffic | Sat | Sun | Average Week Hourly Traffic | Average Week Profile |
|---|---|---|---|---|---|---|---|---|---|---|
| **6:00 PM** | | 313 | 439 | 218 | | 323 | | | 323 | |
| **6:15 PM** | | 382 | 371 | 200 | | 318 | | | 318 | |
| **6:30 PM** | | 348 | 386 | 220 | | 318 | | | 318 | |
| **6:45 PM** | | 378 | 378 | 198 | | 318 | | | 318 | |
| **7:00 PM** | | 368 | 368 | 210 | | 315 | | | 315 | |
| **7:15 PM** | | 384 | 352 | 194 | | 310 | | | 310 | |
| **7:30 PM** | | 341 | 314 | 167 | | 274 | | | 274 | |
| **7:45 PM** | | 360 | 347 | 173 | | 293 | | | 293 | |
| **8:00 PM** | | 353 | 328 | 185 | | 289 | | | 289 | |
| **8:15 PM** | | 324 | 316 | 142 | | 261 | | | 261 | |
| **8:30 PM** | | 293 | 294 | 144 | | 244 | | | 244 | |
| **8:45 PM** | | 308 | 292 | 155 | | 252 | | | 252 | |
| **9:00 PM** | | 302 | 320 | 126 | | 249 | | | 249 | |
| **9:15 PM** | | 308 | 262 | 128 | | 233 | | | 233 | |
| **9:30 PM** | | 233 | 236 | 94 | | 188 | | | 188 | |
| **9:45 PM** | | 213 | 186 | 82 | | 160 | | | 160 | |
| **10:00 PM** | | 214 | 189 | 74 | | 159 | | | 159 | |
| **10:15 PM** | | 184 | 172 | 60 | | 139 | | | 139 | |
| **10:30 PM** | | 176 | 164 | 64 | | 135 | | | 135 | |
| **10:45 PM** | | 148 | 140 | 50 | | 113 | | | 113 | |
| **11:00 PM** | | 130 | 134 | 40 | | 101 | | | 101 | |
| **11:15 PM** | | 134 | 96 | 48 | | 93 | | | 93 | |
| **11:30 PM** | | 117 | 146 | 45 | | 103 | | | 103 | |
| **11:45 PM** | | 79 | 104 | 27 | | 70 | | | 70 | |
| **Day Total** | | 28884 | 32031 | 24757 | | 28562 | | | 28562 | |
| % Weekday Average | | 101.1% | 112.1% | 86.7% | | | | | | |
| % Week Average | | 101.1% | 112.1% | 86.7% | | 100.0% | | | | |
| AM Peak Volume | | 6:00 AM 601 | 7:00 AM 630 | 6:30 AM 628 | | 6:30 AM 568 | | | 6:30 AM 568 | |
| PM Peak Volume | | 1:15 PM 433 | 12:00 PM 504 | 12:00 PM 484 | | 12:45 PM 464 | | | 12:45 PM 464 | |

*Comments:*



SOURCE: Premiere Design Solutions, Inc. (www.pds-eng.com) 954-237-7850

**LOCATION:** 1(NA) South Dixie Hwy N of SW 128th St
**SPECIFIC LOCATION:** 1(NA) South Dixie Hwy N of SW 128th St
**CITY/STATE:** Unincorporated Miami-Dade County, FL

**PDS JOB #:** 14702301
**DIRECTION:** SB
**DATE:** Jun 05 2018 - Jun 07 2018

| Start Time | Mon | Tue 05-Jun-18 | Wed 06-Jun-18 | Thu 07-Jun-18 | Fri | Average Weekday Hourly Traffic | Sat | Sun | Average Week Hourly Traffic | Average Week Profile |
|---|---|---|---|---|---|---|---|---|---|---|
| **12:00 AM** | | 248 | 248 | 204 | | 233 | | | 233 | |
| **12:15 AM** | | 217 | 248 | 195 | | 220 | | | 220 | |
| **12:30 AM** | | 190 | 185 | 164 | | 180 | | | 180 | |
| **12:45 AM** | | 154 | 152 | 130 | | 145 | | | 145 | |
| **1:00 AM** | | 109 | 132 | 120 | | 120 | | | 120 | |
| **1:15 AM** | | 118 | 106 | 98 | | 107 | | | 107 | |
| **1:30 AM** | | 102 | 94 | 81 | | 92 | | | 92 | |
| **1:45 AM** | | 98 | 80 | 70 | | 83 | | | 83 | |
| **2:00 AM** | | 78 | 48 | 76 | | 67 | | | 67 | |
| **2:15 AM** | | 70 | 67 | 67 | | 68 | | | 68 | |
| **2:30 AM** | | 45 | 56 | 57 | | 53 | | | 53 | |
| **2:45 AM** | | 76 | 58 | 53 | | 62 | | | 62 | |
| **3:00 AM** | | 43 | 50 | 47 | | 47 | | | 47 | |
| **3:15 AM** | | 64 | 54 | 46 | | 55 | | | 55 | |
| **3:30 AM** | | 53 | 52 | 42 | | 49 | | | 49 | |
| **3:45 AM** | | 59 | 60 | 46 | | 55 | | | 55 | |
| **4:00 AM** | | 41 | 52 | 50 | | 48 | | | 48 | |
| **4:15 AM** | | 50 | 46 | 45 | | 47 | | | 47 | |
| **4:30 AM** | | 70 | 50 | 60 | | 60 | | | 60 | |
| **4:45 AM** | | 77 | 71 | 76 | | 75 | | | 75 | |
| **5:00 AM** | | 88 | 57 | 66 | | 70 | | | 70 | |
| **5:15 AM** | | 78 | 68 | 84 | | 77 | | | 77 | |
| **5:30 AM** | | 123 | 114 | 102 | | 113 | | | 113 | |
| **5:45 AM** | | 134 | 99 | 128 | | 120 | | | 120 | |
| **Day Total** | | | | | | | | | | |
| % Weekday Average | | | | | | | | | | |
| % Week Average | | | | | | | | | | |
| AM Peak Volume | | | | | | | | | | |
| PM Peak Volume | | | | | | | | | | |

*Comments:*



SOURCE: Premiere Design Solutions, Inc. (www.pds-eng.com) 954-237-7850

**LOCATION:** 1(NA) South Dixie Hwy N of SW 128th St
**SPECIFIC LOCATION:** 1(NA) South Dixie Hwy N of SW 128th St
**CITY/STATE:** Unincorporated Miami-Dade County, FL

**PDS JOB #:** 14702301
**DIRECTION:** SB
**DATE:** Jun 05 2018 - Jun 07 2018

| Start Time | Mon | Tue 05-Jun-18 | Wed 06-Jun-18 | Thu 07-Jun-18 | Fri | Average Weekday Hourly Traffic | Sat | Sun | Average Week Hourly Traffic | Average Week Profile |
|---|---|---|---|---|---|---|---|---|---|---|
| **6:00 AM** | | 202 | 190 | 167 | | 186 | | | 186 | |
| **6:15 AM** | | 238 | 220 | 200 | | 219 | | | 219 | |
| **6:30 AM** | | 291 | 274 | 272 | | 279 | | | 279 | |
| **6:45 AM** | | 308 | 308 | 318 | | 311 | | | 311 | |
| **7:00 AM** | | 288 | 306 | 303 | | 299 | | | 299 | |
| **7:15 AM** | | 370 | 327 | 311 | | 336 | | | 336 | |
| **7:30 AM** | | 455 | 362 | 340 | | 386 | | | 386 | |
| **7:45 AM** | | 400 | 318 | 312 | | 343 | | | 343 | |
| **8:00 AM** | | 428 | 372 | 358 | | 386 | | | 386 | |
| **8:15 AM** | | 378 | 345 | 326 | | 350 | | | 350 | |
| **8:30 AM** | | **462** | 342 | 392 | | 399 | | | 399 | |
| **8:45 AM** | | 416 | 357 | 323 | | 365 | | | 365 | |
| **9:00 AM** | | 375 | 374 | 364 | | 371 | | | 371 | |
| **9:15 AM** | | 398 | 344 | 344 | | 362 | | | 362 | |
| **9:30 AM** | | 386 | 356 | 340 | | 361 | | | 361 | |
| **9:45 AM** | | 316 | 356 | 343 | | 338 | | | 338 | |
| **10:00 AM** | | 367 | 339 | 325 | | 344 | | | 344 | |
| **10:15 AM** | | 371 | 381 | 358 | | 370 | | | 370 | |
| **10:30 AM** | | 370 | 366 | 346 | | 361 | | | 361 | |
| **10:45 AM** | | 449 | 374 | 408 | | 410 | | | 410 | |
| **11:00 AM** | | 414 | 418 | 404 | | 412 | | | 412 | |
| **11:15 AM** | | 386 | 382 | 372 | | 380 | | | 380 | |
| **11:30 AM** | | 444 | **436** | **420** | | **433** | | | **433** | |
| **11:45 AM** | | 368 | 396 | 388 | | 384 | | | 384 | |
| **Day Total** | | | | | | | | | | |
| % Weekday Average | | | | | | | | | | |
| % Week Average | | | | | | | | | | |
| AM Peak Volume | | | | | | | | | | |
| PM Peak Volume | | | | | | | | | | |

*Comments:*



SOURCE: Premiere Design Solutions, Inc. (www.pds-eng.com) 954-237-7850

**LOCATION:** 1(NA) South Dixie Hwy N of SW 128th St
**SPECIFIC LOCATION:** 1(NA) South Dixie Hwy N of SW 128th St
**CITY/STATE:** Unincorporated Miami-Dade County, FL

**PDS JOB #:** 14702301
**DIRECTION:** SB
**DATE:** Jun 05 2018 - Jun 07 2018

| Start Time | Mon | Tue 05-Jun-18 | Wed 06-Jun-18 | Thu 07-Jun-18 | Fri | Average Weekday Hourly Traffic | Sat | Sun | Average Week Hourly Traffic | Average Week Profile |
|---|---|---|---|---|---|---|---|---|---|---|
| **12:00 PM** | | 461 | 409 | 411 | | **427** | | | **427** | |
| **12:15 PM** | | 428 | 416 | **416** | | 420 | | | 420 | |
| **12:30 PM** | | 426 | 420 | 363 | | 403 | | | 403 | |
| **12:45 PM** | | 445 | 406 | 389 | | 413 | | | 413 | |
| **1:00 PM** | | 319 | 400 | 322 | | 347 | | | 347 | |
| **1:15 PM** | | 414 | 389 | 338 | | 380 | | | 380 | |
| **1:30 PM** | | 386 | 418 | 315 | | 373 | | | 373 | |
| **1:45 PM** | | 344 | 414 | 258 | | 339 | | | 339 | |
| **2:00 PM** | | 389 | 376 | 286 | | 350 | | | 350 | |
| **2:15 PM** | | 322 | 336 | 290 | | 316 | | | 316 | |
| **2:30 PM** | | 321 | 385 | 312 | | 339 | | | 339 | |
| **2:45 PM** | | 290 | 290 | 277 | | 286 | | | 286 | |
| **3:00 PM** | | 343 | 340 | 358 | | 347 | | | 347 | |
| **3:15 PM** | | 375 | 368 | 363 | | 369 | | | 369 | |
| **3:30 PM** | | 358 | 342 | 320 | | 340 | | | 340 | |
| **3:45 PM** | | 328 | 356 | 334 | | 339 | | | 339 | |
| **4:00 PM** | | 395 | 360 | 328 | | 361 | | | 361 | |
| **4:15 PM** | | 370 | 392 | 372 | | 378 | | | 378 | |
| **4:30 PM** | | 318 | 364 | 260 | | 314 | | | 314 | |
| **4:45 PM** | | 385 | 366 | 282 | | 344 | | | 344 | |
| **5:00 PM** | | 417 | 374 | 288 | | 360 | | | 360 | |
| **5:15 PM** | | 388 | 298 | 237 | | 308 | | | 308 | |
| **5:30 PM** | | 364 | 301 | 210 | | 292 | | | 292 | |
| **5:45 PM** | | 366 | 306 | 288 | | 320 | | | 320 | |
| **Day Total** | | | | | | | | | | |
| % Weekday Average | | | | | | | | | | |
| % Week Average | | | | | | | | | | |
| AM Peak Volume | | | | | | | | | | |
| PM Peak Volume | | | | | | | | | | |

*Comments:*



SOURCE: Premiere Design Solutions, Inc. (www.pds-eng.com) 954-237-7850

**LOCATION:** 1(NA) South Dixie Hwy N of SW 128th St
**SPECIFIC LOCATION:** 1(NA) South Dixie Hwy N of SW 128th St
**CITY/STATE:** Unincorporated Miami-Dade County, FL

**PDS JOB #:** 14702301
**DIRECTION:** SB
**DATE:** Jun 05 2018 - Jun 07 2018

| Start Time | Mon | Tue 05-Jun-18 | Wed 06-Jun-18 | Thu 07-Jun-18 | Fri | Average Weekday Hourly Traffic | Sat | Sun | Average Week Hourly Traffic | Average Week Profile |
|---|---|---|---|---|---|---|---|---|---|---|
| **6:00 PM** | | 334 | 339 | 302 | | 325 | | | 325 | |
| **6:15 PM** | | 322 | 341 | 227 | | 297 | | | 297 | |
| **6:30 PM** | | 335 | 270 | 248 | | 284 | | | 284 | |
| **6:45 PM** | | **492** | 354 | 341 | | 396 | | | 396 | |
| **7:00 PM** | | 420 | 352 | 328 | | 367 | | | 367 | |
| **7:15 PM** | | 438 | 406 | 304 | | 383 | | | 383 | |
| **7:30 PM** | | 398 | 356 | 336 | | 363 | | | 363 | |
| **7:45 PM** | | 415 | 382 | 391 | | 396 | | | 396 | |
| **8:00 PM** | | 421 | **425** | 399 | | 415 | | | 415 | |
| **8:15 PM** | | 383 | 383 | 323 | | 363 | | | 363 | |
| **8:30 PM** | | 410 | 330 | 346 | | 362 | | | 362 | |
| **8:45 PM** | | 362 | 288 | 292 | | 314 | | | 314 | |
| **9:00 PM** | | 404 | 310 | 296 | | 337 | | | 337 | |
| **9:15 PM** | | 368 | 315 | 322 | | 335 | | | 335 | |
| **9:30 PM** | | 374 | 320 | 328 | | 341 | | | 341 | |
| **9:45 PM** | | 370 | 322 | 304 | | 332 | | | 332 | |
| **10:00 PM** | | 348 | 332 | 294 | | 325 | | | 325 | |
| **10:15 PM** | | 334 | 304 | 245 | | 294 | | | 294 | |
| **10:30 PM** | | 362 | 296 | 293 | | 317 | | | 317 | |
| **10:45 PM** | | 346 | 330 | 272 | | 316 | | | 316 | |
| **11:00 PM** | | 398 | 290 | 261 | | 316 | | | 316 | |
| **11:15 PM** | | 326 | 277 | 236 | | 280 | | | 280 | |
| **11:30 PM** | | 290 | 236 | 196 | | 241 | | | 241 | |
| **11:45 PM** | | 242 | 216 | 229 | | 229 | | | 229 | |
| **Day Total** | | 29109 | 27090 | 24871 | | 27024 | | | 27024 | |
| % Weekday Average | | 107.7% | 100.2% | 92.0% | | | | | | |
| % Week Average | | 107.7% | 100.2% | 92.0% | | 100.0% | | | | |
| AM Peak Volume | | 8:30 AM 462 | 11:30 AM 436 | 11:30 AM 420 | | 11:30 AM 433 | | | 11:30 AM 433 | |
| PM Peak Volume | | 6:45 PM 492 | 8:00 PM 425 | 12:15 PM 416 | | 12:00 PM 427 | | | 12:00 PM 427 | |

*Comments:*



SOURCE: Premiere Design Solutions, Inc. (www.pds-eng.com) 954-237-7850

**LOCATION:** 1(NA) South Dixie Hwy N of SW 128th St
**SPECIFIC LOCATION:** 1(NA) South Dixie Hwy N of SW 128th St
**CITY/STATE:** Pinecrest, FL

**PDS JOB #:** 14702301
**DIRECTION:** NB/SB
**DATE:** Jun 05 2018 - Jun 07 2018

| Start Time | Mon | Tue 05-Jun-18 | Wed 06-Jun-18 | Thu 07-Jun-18 | Fri | Average Weekday Hourly Traffic | Sat | Sun | Average Week Hourly Traffic | Average Week Profile |
|---|---|---|---|---|---|---|---|---|---|---|
| **12:00 AM** | | 328 | 344 | 292 | | 321 | | | 321 | |
| **12:15 AM** | | 294 | 329 | 279 | | 301 | | | 301 | |
| **12:30 AM** | | 246 | 243 | 223 | | 237 | | | 237 | |
| **12:45 AM** | | 192 | 198 | 194 | | 195 | | | 195 | |
| **1:00 AM** | | 147 | 193 | 176 | | 172 | | | 172 | |
| **1:15 AM** | | 157 | 154 | 140 | | 150 | | | 150 | |
| **1:30 AM** | | 129 | 152 | 119 | | 133 | | | 133 | |
| **1:45 AM** | | 125 | 124 | 116 | | 122 | | | 122 | |
| **2:00 AM** | | 116 | 104 | 132 | | 117 | | | 117 | |
| **2:15 AM** | | 91 | 121 | 125 | | 112 | | | 112 | |
| **2:30 AM** | | 83 | 92 | 101 | | 92 | | | 92 | |
| **2:45 AM** | | 103 | 107 | 95 | | 102 | | | 102 | |
| **3:00 AM** | | 70 | 100 | 99 | | 90 | | | 90 | |
| **3:15 AM** | | 117 | 124 | 124 | | 122 | | | 122 | |
| **3:30 AM** | | 101 | 116 | 118 | | 112 | | | 112 | |
| **3:45 AM** | | 117 | 141 | 120 | | 126 | | | 126 | |
| **4:00 AM** | | 109 | 140 | 122 | | 124 | | | 124 | |
| **4:15 AM** | | 163 | 184 | 165 | | 171 | | | 171 | |
| **4:30 AM** | | 231 | 241 | 250 | | 241 | | | 241 | |
| **4:45 AM** | | 296 | 299 | 302 | | 299 | | | 299 | |
| **5:00 AM** | | 366 | 367 | 344 | | 359 | | | 359 | |
| **5:15 AM** | | 488 | 516 | 509 | | 504 | | | 504 | |
| **5:30 AM** | | 589 | 640 | 531 | | 587 | | | 587 | |
| **5:45 AM** | | 726 | 499 | 646 | | 624 | | | 624 | |
| **Day Total** | | | | | | | | | | |
| % Weekday Average | | | | | | | | | | |
| % Week Average | | | | | | | | | | |
| AM Peak Volume | | | | | | | | | | |
| PM Peak Volume | | | | | | | | | | |

*Comments:*



SOURCE: Premiere Design Solutions, Inc. (www.pds-eng.com) 954-237-7850

**LOCATION:** 1(NA) South Dixie Hwy N of SW 128th St

**SPECIFIC LOCATION:** 1(NA) South Dixie Hwy N of SW 128th St

**CITY/STATE:** Pinecrest, FL

**PDS JOB #:** 14702301

**DIRECTION:** NB/SB

**DATE:** Jun 05 2018 - Jun 07 2018

| Start Time | Mon | Tue 05-Jun-18 | Wed 06-Jun-18 | Thu 07-Jun-18 | Fri | Average Weekday Hourly Traffic | Sat | Sun | Average Week Hourly Traffic | Average Week Profile |
|---|---|---|---|---|---|---|---|---|---|---|
| **6:00 AM** | | 803 | 420 | 719 | | 647 | | | 647 | |
| **6:15 AM** | | 816 | 554 | 736 | | 702 | | | 702 | |
| **6:30 AM** | | 824 | 818 | 900 | | 847 | | | 847 | |
| **6:45 AM** | | 814 | 822 | 882 | | 839 | | | 839 | |
| **7:00 AM** | | 589 | 936 | **908** | | 811 | | | 811 | |
| **7:15 AM** | | 717 | 845 | 843 | | 802 | | | 802 | |
| **7:30 AM** | | 869 | 922 | 846 | | 879 | | | 879 | |
| **7:45 AM** | | 815 | 824 | 756 | | 798 | | | 798 | |
| **8:00 AM** | | 886 | **985** | 750 | | 874 | | | 874 | |
| **8:15 AM** | | 836 | 907 | 710 | | 818 | | | 818 | |
| **8:30 AM** | | **990** | 942 | 812 | | **915** | | | **915** | |
| **8:45 AM** | | 930 | 893 | 749 | | 857 | | | 857 | |
| **9:00 AM** | | 874 | 866 | 799 | | 846 | | | 846 | |
| **9:15 AM** | | 931 | 877 | 762 | | 857 | | | 857 | |
| **9:30 AM** | | 813 | 797 | 720 | | 777 | | | 777 | |
| **9:45 AM** | | 810 | 787 | 743 | | 780 | | | 780 | |
| **10:00 AM** | | 809 | 754 | 725 | | 763 | | | 763 | |
| **10:15 AM** | | 877 | 813 | 778 | | 823 | | | 823 | |
| **10:30 AM** | | 850 | 802 | 704 | | 785 | | | 785 | |
| **10:45 AM** | | 849 | 845 | 814 | | 836 | | | 836 | |
| **11:00 AM** | | 793 | 914 | 881 | | 863 | | | 863 | |
| **11:15 AM** | | 800 | 830 | 823 | | 818 | | | 818 | |
| **11:30 AM** | | 854 | 940 | 875 | | 890 | | | 890 | |
| **11:45 AM** | | 730 | 934 | 853 | | 839 | | | 839 | |
| **Day Total** | | | | | | | | | | |
| % Weekday Average | | | | | | | | | | |
| % Week Average | | | | | | | | | | |
| AM Peak Volume | | | | | | | | | | |
| PM Peak Volume | | | | | | | | | | |

*Comments:*



SOURCE: Premiere Design Solutions, Inc. (www.pds-eng.com) 954-237-7850

**LOCATION:** 1(NA) South Dixie Hwy N of SW 128th St

**SPECIFIC LOCATION:** 1(NA) South Dixie Hwy N of SW 128th St

**CITY/STATE:** Pinecrest, FL

**PDS JOB #:** 14702301

**DIRECTION:** NB/SB

**DATE:** Jun 05 2018 - Jun 07 2018

| Start Time | Mon | Tue 05-Jun-18 | Wed 06-Jun-18 | Thu 07-Jun-18 | Fri | Average Weekday Hourly Traffic | Sat | Sun | Average Week Hourly Traffic | Average Week Profile |
|---|---|---|---|---|---|---|---|---|---|---|
| **12:00 PM** | | 846 | 913 | **895** | | **885** | | | **885** | |
| **12:15 PM** | | 838 | 896 | 865 | | 866 | | | 866 | |
| **12:30 PM** | | 773 | 878 | 823 | | 825 | | | 825 | |
| **12:45 PM** | | 865 | 907 | 861 | | 878 | | | 878 | |
| **1:00 PM** | | 729 | 872 | 692 | | 764 | | | 764 | |
| **1:15 PM** | | 847 | 860 | 754 | | 820 | | | 820 | |
| **1:30 PM** | | 815 | **914** | 633 | | 787 | | | 787 | |
| **1:45 PM** | | 544 | 834 | 510 | | 629 | | | 629 | |
| **2:00 PM** | | 667 | 861 | 564 | | 697 | | | 697 | |
| **2:15 PM** | | 688 | 794 | 566 | | 683 | | | 683 | |
| **2:30 PM** | | 669 | 823 | 580 | | 691 | | | 691 | |
| **2:45 PM** | | 669 | 745 | 566 | | 660 | | | 660 | |
| **3:00 PM** | | 701 | 792 | 602 | | 698 | | | 698 | |
| **3:15 PM** | | 669 | 796 | 645 | | 703 | | | 703 | |
| **3:30 PM** | | 690 | 758 | 610 | | 686 | | | 686 | |
| **3:45 PM** | | 695 | 804 | 570 | | 690 | | | 690 | |
| **4:00 PM** | | 749 | 751 | 607 | | 702 | | | 702 | |
| **4:15 PM** | | 688 | 833 | 626 | | 716 | | | 716 | |
| **4:30 PM** | | 596 | 776 | 493 | | 622 | | | 622 | |
| **4:45 PM** | | 659 | 798 | 544 | | 667 | | | 667 | |
| **5:00 PM** | | 742 | 784 | 550 | | 692 | | | 692 | |
| **5:15 PM** | | 735 | 680 | 508 | | 641 | | | 641 | |
| **5:30 PM** | | 776 | 713 | 447 | | 645 | | | 645 | |
| **5:45 PM** | | 798 | 676 | 550 | | 675 | | | 675 | |
| **Day Total** | | | | | | | | | | |
| % Weekday Average | | | | | | | | | | |
| % Week Average | | | | | | | | | | |
| AM Peak Volume | | | | | | | | | | |
| PM Peak Volume | | | | | | | | | | |

*Comments:*

**LOCATION:** 1(NA) South Dixie Hwy N of SW 128th St
**SPECIFIC LOCATION:** 1(NA) South Dixie Hwy N of SW 128th St
**CITY/STATE:** Pinecrest, FL

**PDS JOB #:** 14702301
**DIRECTION:** NB/SB
**DATE:** Jun 05 2018 - Jun 07 2018

| Start Time | Mon | Tue 05-Jun-18 | Wed 06-Jun-18 | Thu 07-Jun-18 | Fri | Average Weekday Hourly Traffic | Sat | Sun | Average Week Hourly Traffic | Average Week Profile |
|---|---|---|---|---|---|---|---|---|---|---|
| **6:00 PM** | | 647 | 778 | 520 | | 648 | | | 648 | |
| **6:15 PM** | | 704 | 712 | 427 | | 614 | | | 614 | |
| **6:30 PM** | | 683 | 656 | 468 | | 602 | | | 602 | |
| **6:45 PM** | | **870** | 732 | 539 | | 714 | | | 714 | |
| **7:00 PM** | | 788 | 720 | 538 | | 682 | | | 682 | |
| **7:15 PM** | | 822 | 758 | 498 | | 693 | | | 693 | |
| **7:30 PM** | | 739 | 670 | 503 | | 637 | | | 637 | |
| **7:45 PM** | | 775 | 729 | 564 | | 689 | | | 689 | |
| **8:00 PM** | | 774 | 753 | 584 | | 704 | | | 704 | |
| **8:15 PM** | | 707 | 699 | 465 | | 624 | | | 624 | |
| **8:30 PM** | | 703 | 624 | 490 | | 606 | | | 606 | |
| **8:45 PM** | | 670 | 580 | 447 | | 566 | | | 566 | |
| **9:00 PM** | | 706 | 630 | 422 | | 586 | | | 586 | |
| **9:15 PM** | | 676 | 577 | 450 | | 568 | | | 568 | |
| **9:30 PM** | | 607 | 556 | 422 | | 528 | | | 528 | |
| **9:45 PM** | | 583 | 508 | 386 | | 492 | | | 492 | |
| **10:00 PM** | | 562 | 521 | 368 | | 484 | | | 484 | |
| **10:15 PM** | | 518 | 476 | 305 | | 433 | | | 433 | |
| **10:30 PM** | | 538 | 460 | 357 | | 452 | | | 452 | |
| **10:45 PM** | | 494 | 470 | 322 | | 429 | | | 429 | |
| **11:00 PM** | | 528 | 424 | 301 | | 418 | | | 418 | |
| **11:15 PM** | | 460 | 373 | 284 | | 372 | | | 372 | |
| **11:30 PM** | | 407 | 382 | 241 | | 343 | | | 343 | |
| **11:45 PM** | | 321 | 320 | 256 | | 299 | | | 299 | |
| **Day Total** | | 57993 | 59121 | 49628 | | 55584 | | | 55584 | |
| % Weekday Average | | 104.3% | 106.4% | 89.3% | | | | | | |
| % Week Average | | 104.3% | 106.4% | 89.3% | | 100.0% | | | | |
| AM Peak Volume | | 8:30 AM<br>990 | 8:00 AM<br>985 | 7:00 AM<br>908 | | 8:30 AM<br>915 | | | 8:30 AM<br>915 | |
| PM Peak Volume | | 6:45 PM<br>870 | 1:30 PM<br>914 | 12:00 PM<br>895 | | 12:00 PM<br>885 | | | 12:00 PM<br>885 | |

*Comments:*



SOURCE: Premiere Design Solutions, Inc. (www.pds-eng.com) 954-237-7850

**LOCATION:** 1(SA) South Dixie Hwy S of SW 128th St

**PDS JOB #:** 14702302

**SPECIFIC LOCATION:** 1(SA) South Dixie Hwy S of SW 128th St

**DIRECTION:** NB

**CITY/STATE:** Pinecrest, FL

**DATE:** May 22 2018 - May 24 2018

| Start Time | Mon | Tue 22-May-18 | Wed 23-May-18 | Thu 24-May-18 | Fri | Average Weekday Hourly Traffic | Sat | Sun | Average Week Hourly Traffic | Average Week Profile |
|---|---|---|---|---|---|---|---|---|---|---|
| **12:00 AM** | | 81 | 79 | 74 | | 78 | | | 78 | |
| **12:15 AM** | | 53 | 60 | 86 | | 66 | | | 66 | |
| **12:30 AM** | | 42 | 56 | 58 | | 52 | | | 52 | |
| **12:45 AM** | | 50 | 60 | 57 | | 56 | | | 56 | |
| **1:00 AM** | | 32 | 36 | 45 | | 38 | | | 38 | |
| **1:15 AM** | | 40 | 40 | 56 | | 45 | | | 45 | |
| **1:30 AM** | | 41 | 41 | 41 | | 41 | | | 41 | |
| **1:45 AM** | | 36 | 27 | 25 | | 29 | | | 29 | |
| **2:00 AM** | | 26 | 28 | 48 | | 34 | | | 34 | |
| **2:15 AM** | | 32 | 36 | 42 | | 37 | | | 37 | |
| **2:30 AM** | | 42 | 35 | 54 | | 44 | | | 44 | |
| **2:45 AM** | | 34 | 39 | 44 | | 39 | | | 39 | |
| **3:00 AM** | | 41 | 42 | 40 | | 41 | | | 41 | |
| **3:15 AM** | | 70 | 62 | 67 | | 66 | | | 66 | |
| **3:30 AM** | | 72 | 66 | 78 | | 72 | | | 72 | |
| **3:45 AM** | | 65 | 65 | 60 | | 63 | | | 63 | |
| **4:00 AM** | | 93 | 105 | 99 | | 99 | | | 99 | |
| **4:15 AM** | | 130 | 128 | 132 | | 130 | | | 130 | |
| **4:30 AM** | | 198 | 186 | 168 | | 184 | | | 184 | |
| **4:45 AM** | | 248 | 252 | 220 | | 240 | | | 240 | |
| **5:00 AM** | | 332 | 320 | 322 | | 325 | | | 325 | |
| **5:15 AM** | | 434 | 412 | 436 | | 427 | | | 427 | |
| **5:30 AM** | | 600 | 591 | 552 | | 581 | | | 581 | |
| **5:45 AM** | | 606 | 606 | 524 | | 579 | | | 579 | |
| **Day Total** | | | | | | | | | | |
| % Weekday Average | | | | | | | | | | |
| % Week Average | | | | | | | | | | |
| AM Peak Volume | | | | | | | | | | |
| PM Peak Volume | | | | | | | | | | |

*Comments:*



SOURCE: Premiere Design Solutions, Inc. (www.pds-eng.com) 954-237-7850

**LOCATION:** 1(SA) South Dixie Hwy S of SW 128th St
**SPECIFIC LOCATION:** 1(SA) South Dixie Hwy S of SW 128th St
**CITY/STATE:** Pinecrest, FL

**PDS JOB #:** 14702302
**DIRECTION:** NB
**DATE:** May 22 2018 - May 24 2018

| Start Time | Mon | Tue 22-May-18 | Wed 23-May-18 | Thu 24-May-18 | Fri | Average Weekday Hourly Traffic | Sat | Sun | Average Week Hourly Traffic | Average Week Profile |
|---|---|---|---|---|---|---|---|---|---|---|
| **6:00 AM** | | **682** | **626** | 634 | | **647** | | | **647** | |
| **6:15 AM** | | 614 | 568 | 584 | | 589 | | | 589 | |
| **6:30 AM** | | 644 | 594 | **648** | | 629 | | | 629 | |
| **6:45 AM** | | 559 | 571 | 552 | | 561 | | | 561 | |
| **7:00 AM** | | 592 | 573 | 575 | | 580 | | | 580 | |
| **7:15 AM** | | 568 | 546 | 610 | | 575 | | | 575 | |
| **7:30 AM** | | 587 | 538 | 568 | | 564 | | | 564 | |
| **7:45 AM** | | 523 | 564 | 520 | | 536 | | | 536 | |
| **8:00 AM** | | 543 | 558 | 526 | | 542 | | | 542 | |
| **8:15 AM** | | 586 | 552 | 619 | | 586 | | | 586 | |
| **8:30 AM** | | 590 | 556 | 558 | | 568 | | | 568 | |
| **8:45 AM** | | 524 | 563 | 555 | | 547 | | | 547 | |
| **9:00 AM** | | 511 | 604 | 528 | | 548 | | | 548 | |
| **9:15 AM** | | 540 | 548 | 568 | | 552 | | | 552 | |
| **9:30 AM** | | 496 | 442 | 430 | | 456 | | | 456 | |
| **9:45 AM** | | 427 | 411 | 422 | | 420 | | | 420 | |
| **10:00 AM** | | 456 | 455 | 414 | | 442 | | | 442 | |
| **10:15 AM** | | 430 | 428 | 426 | | 428 | | | 428 | |
| **10:30 AM** | | 430 | 452 | 415 | | 432 | | | 432 | |
| **10:45 AM** | | 464 | 436 | 462 | | 454 | | | 454 | |
| **11:00 AM** | | 388 | 421 | 463 | | 424 | | | 424 | |
| **11:15 AM** | | 424 | 476 | 420 | | 440 | | | 440 | |
| **11:30 AM** | | 460 | 412 | 477 | | 450 | | | 450 | |
| **11:45 AM** | | 460 | 474 | 443 | | 459 | | | 459 | |
| **Day Total** | | | | | | | | | | |
| % Weekday Average | | | | | | | | | | |
| % Week Average | | | | | | | | | | |
| AM Peak Volume | | | | | | | | | | |
| PM Peak Volume | | | | | | | | | | |

*Comments:*



SOURCE: Premiere Design Solutions, Inc. (www.pds-eng.com) 954-237-7850

**LOCATION:** 1(SA) South Dixie Hwy S of SW 128th St
**SPECIFIC LOCATION:** 1(SA) South Dixie Hwy S of SW 128th St
**CITY/STATE:** Pinecrest, FL

**PDS JOB #:** 14702302
**DIRECTION:** NB
**DATE:** May 22 2018 - May 24 2018

| Start Time | Mon | Tue 22-May-18 | Wed 23-May-18 | Thu 24-May-18 | Fri | Average Weekday Hourly Traffic | Sat | Sun | Average Week Hourly Traffic | Average Week Profile |
|---|---|---|---|---|---|---|---|---|---|---|
| **12:00 PM** | | 448 | 474 | 477 | | 466 | | | 466 | |
| **12:15 PM** | | 422 | 443 | 440 | | 435 | | | 435 | |
| **12:30 PM** | | 490 | 452 | 465 | | 469 | | | 469 | |
| **12:45 PM** | | 442 | 454 | 444 | | 447 | | | 447 | |
| **1:00 PM** | | 434 | 444 | 417 | | 432 | | | 432 | |
| **1:15 PM** | | 457 | 457 | 488 | | 467 | | | 467 | |
| **1:30 PM** | | 442 | 449 | 418 | | 436 | | | 436 | |
| **1:45 PM** | | 463 | 432 | 450 | | 448 | | | 448 | |
| **2:00 PM** | | 444 | **498** | 456 | | 466 | | | 466 | |
| **2:15 PM** | | 434 | 456 | 458 | | 449 | | | 449 | |
| **2:30 PM** | | **510** | 496 | 482 | | **496** | | | **496** | |
| **2:45 PM** | | 437 | 422 | **496** | | 452 | | | 452 | |
| **3:00 PM** | | 452 | 382 | 436 | | 423 | | | 423 | |
| **3:15 PM** | | 396 | 411 | 422 | | 410 | | | 410 | |
| **3:30 PM** | | 456 | 430 | 438 | | 441 | | | 441 | |
| **3:45 PM** | | 422 | 430 | 451 | | 434 | | | 434 | |
| **4:00 PM** | | 444 | 420 | 444 | | 436 | | | 436 | |
| **4:15 PM** | | 404 | 412 | 420 | | 412 | | | 412 | |
| **4:30 PM** | | 410 | 374 | 446 | | 410 | | | 410 | |
| **4:45 PM** | | 385 | 390 | 442 | | 406 | | | 406 | |
| **5:00 PM** | | 404 | 424 | 407 | | 412 | | | 412 | |
| **5:15 PM** | | 424 | 428 | 386 | | 413 | | | 413 | |
| **5:30 PM** | | 382 | 411 | 342 | | 378 | | | 378 | |
| **5:45 PM** | | 356 | 394 | 382 | | 377 | | | 377 | |
| **Day Total** | | | | | | | | | | |
| % Weekday Average | | | | | | | | | | |
| % Week Average | | | | | | | | | | |
| AM Peak Volume | | | | | | | | | | |
| PM Peak Volume | | | | | | | | | | |

*Comments:*



SOURCE: Premiere Design Solutions, Inc. (www.pds-eng.com) 954-237-7850

**LOCATION:** 1(SA) South Dixie Hwy S of SW 128th St
**SPECIFIC LOCATION:** 1(SA) South Dixie Hwy S of SW 128th St
**CITY/STATE:** Pinecrest, FL

**PDS JOB #:** 14702302
**DIRECTION:** NB
**DATE:** May 22 2018 - May 24 2018

| Start Time | Mon | Tue 22-May-18 | Wed 23-May-18 | Thu 24-May-18 | Fri | Average Weekday Hourly Traffic | Sat | Sun | Average Week Hourly Traffic | Average Week Profile |
|---|---|---|---|---|---|---|---|---|---|---|
| **6:00 PM** | | 365 | 376 | 386 | | 376 | | | 376 | |
| **6:15 PM** | | 386 | 370 | 381 | | 379 | | | 379 | |
| **6:30 PM** | | 358 | 327 | 366 | | 350 | | | 350 | |
| **6:45 PM** | | 349 | 328 | 341 | | 339 | | | 339 | |
| **7:00 PM** | | 334 | 326 | 377 | | 346 | | | 346 | |
| **7:15 PM** | | 310 | 328 | 350 | | 329 | | | 329 | |
| **7:30 PM** | | 318 | 297 | 283 | | 299 | | | 299 | |
| **7:45 PM** | | 304 | 305 | 310 | | 306 | | | 306 | |
| **8:00 PM** | | 339 | 347 | 292 | | 326 | | | 326 | |
| **8:15 PM** | | 315 | 302 | 314 | | 310 | | | 310 | |
| **8:30 PM** | | 304 | 346 | 323 | | 324 | | | 324 | |
| **8:45 PM** | | 268 | 306 | 294 | | 289 | | | 289 | |
| **9:00 PM** | | 285 | 313 | 324 | | 307 | | | 307 | |
| **9:15 PM** | | 249 | 291 | 264 | | 268 | | | 268 | |
| **9:30 PM** | | 267 | 289 | 272 | | 276 | | | 276 | |
| **9:45 PM** | | 232 | 232 | 248 | | 237 | | | 237 | |
| **10:00 PM** | | 182 | 196 | 185 | | 188 | | | 188 | |
| **10:15 PM** | | 208 | 212 | 190 | | 203 | | | 203 | |
| **10:30 PM** | | 152 | 184 | 147 | | 161 | | | 161 | |
| **10:45 PM** | | 140 | 152 | 167 | | 153 | | | 153 | |
| **11:00 PM** | | 121 | 124 | 146 | | 130 | | | 130 | |
| **11:15 PM** | | 116 | 132 | 123 | | 124 | | | 124 | |
| **11:30 PM** | | 110 | 125 | 120 | | 118 | | | 118 | |
| **11:45 PM** | | 72 | 92 | 89 | | 84 | | | 84 | |
| **Day Total** | | 32338 | 32423 | 32544 | | 32432 | | | 32432 | |
| % Weekday Average | | 99.7% | 100.0% | 100.3% | | | | | | |
| % Week Average | | 99.7% | 100.0% | 100.3% | | 100.0% | | | | |
| AM Peak Volume | | 6:00 AM 682 | 6:00 AM 626 | 6:30 AM 648 | | 6:00 AM 647 | | | 6:00 AM 647 | |
| PM Peak Volume | | 2:30 PM 510 | 2:00 PM 498 | 2:45 PM 496 | | 2:30 PM 496 | | | 2:30 PM 496 | |

*Comments:*



SOURCE: Premiere Design Solutions, Inc. (www.pds-eng.com) 954-237-7850

**LOCATION:** 1(SA) South Dixie Hwy S of SW 128th St

**PDS JOB #:** 14702302

**SPECIFIC LOCATION:** 1(SA) South Dixie Hwy S of SW 128th St

**DIRECTION:** SB

**CITY/STATE:** Unincorporated Miami-Dade County, FL

**DATE:** May 22 2018 - May 24 2018

| Start Time | Mon | Tue 22-May-18 | Wed 23-May-18 | Thu 24-May-18 | Fri | Average Weekday Hourly Traffic | Sat | Sun | Average Week Hourly Traffic | Average Week Profile |
|---|---|---|---|---|---|---|---|---|---|---|
| **12:00 AM** | | 184 | 185 | 216 | | 195 | | | 195 | |
| **12:15 AM** | | 171 | 176 | 184 | | 177 | | | 177 | |
| **12:30 AM** | | 124 | 106 | 145 | | 125 | | | 125 | |
| **12:45 AM** | | 123 | 113 | 160 | | 132 | | | 132 | |
| **1:00 AM** | | 100 | 126 | 143 | | 123 | | | 123 | |
| **1:15 AM** | | 76 | 99 | 158 | | 111 | | | 111 | |
| **1:30 AM** | | 74 | 92 | 108 | | 91 | | | 91 | |
| **1:45 AM** | | 53 | 61 | 106 | | 73 | | | 73 | |
| **2:00 AM** | | 52 | 60 | 84 | | 65 | | | 65 | |
| **2:15 AM** | | 62 | 55 | 98 | | 72 | | | 72 | |
| **2:30 AM** | | 52 | 50 | 83 | | 62 | | | 62 | |
| **2:45 AM** | | 38 | 66 | 54 | | 53 | | | 53 | |
| **3:00 AM** | | 38 | 42 | 57 | | 46 | | | 46 | |
| **3:15 AM** | | 44 | 34 | 56 | | 45 | | | 45 | |
| **3:30 AM** | | 38 | 34 | 50 | | 41 | | | 41 | |
| **3:45 AM** | | 38 | 36 | 60 | | 45 | | | 45 | |
| **4:00 AM** | | 48 | 36 | 54 | | 46 | | | 46 | |
| **4:15 AM** | | 66 | 53 | 66 | | 62 | | | 62 | |
| **4:30 AM** | | 70 | 58 | 52 | | 60 | | | 60 | |
| **4:45 AM** | | 50 | 63 | 70 | | 61 | | | 61 | |
| **5:00 AM** | | 63 | 68 | 80 | | 70 | | | 70 | |
| **5:15 AM** | | 68 | 76 | 97 | | 80 | | | 80 | |
| **5:30 AM** | | 99 | 132 | 127 | | 119 | | | 119 | |
| **5:45 AM** | | 111 | 148 | 160 | | 140 | | | 140 | |
| **Day Total** | | | | | | | | | | |
| % Weekday Average | | | | | | | | | | |
| % Week Average | | | | | | | | | | |
| AM Peak Volume | | | | | | | | | | |
| PM Peak Volume | | | | | | | | | | |

*Comments:*



SOURCE: Premiere Design Solutions, Inc. (www.pds-eng.com) 954-237-7850

**LOCATION:** 1(SA) South Dixie Hwy S of SW 128th St

**PDS JOB #:** 14702302

**SPECIFIC LOCATION:** 1(SA) South Dixie Hwy S of SW 128th St

**DIRECTION:** SB

**CITY/STATE:** Unincorporated Miami-Dade County, FL

**DATE:** May 22 2018 - May 24 2018

| Start Time | Mon | Tue 22-May-18 | Wed 23-May-18 | Thu 24-May-18 | Fri | Average Weekday Hourly Traffic | Sat | Sun | Average Week Hourly Traffic | Average Week Profile |
|---|---|---|---|---|---|---|---|---|---|---|
| **6:00 AM** | | 158 | 218 | 186 | | 187 | | | 187 | |
| **6:15 AM** | | 218 | 254 | 261 | | 244 | | | 244 | |
| **6:30 AM** | | 318 | 374 | 348 | | 347 | | | 347 | |
| **6:45 AM** | | 333 | 404 | 335 | | 357 | | | 357 | |
| **7:00 AM** | | 309 | 412 | 328 | | 350 | | | 350 | |
| **7:15 AM** | | 352 | 433 | 300 | | 362 | | | 362 | |
| **7:30 AM** | | 352 | 434 | 376 | | 387 | | | 387 | |
| **7:45 AM** | | 382 | 388 | 333 | | 368 | | | 368 | |
| **8:00 AM** | | 365 | 437 | 405 | | 402 | | | 402 | |
| **8:15 AM** | | 326 | 414 | 372 | | 371 | | | 371 | |
| **8:30 AM** | | 429 | 447 | 447 | | 441 | | | 441 | |
| **8:45 AM** | | 365 | 453 | 312 | | 377 | | | 377 | |
| **9:00 AM** | | 452 | 477 | 348 | | 426 | | | 426 | |
| **9:15 AM** | | 310 | 442 | 314 | | 355 | | | 355 | |
| **9:30 AM** | | 328 | 476 | 362 | | 389 | | | 389 | |
| **9:45 AM** | | 383 | 529 | 353 | | 422 | | | 422 | |
| **10:00 AM** | | 346 | 429 | 364 | | 380 | | | 380 | |
| **10:15 AM** | | 386 | 518 | 372 | | 425 | | | 425 | |
| **10:30 AM** | | 422 | 508 | 398 | | 443 | | | 443 | |
| **10:45 AM** | | 428 | **554** | 421 | | 468 | | | 468 | |
| **11:00 AM** | | 466 | 553 | **470** | | 496 | | | 496 | |
| **11:15 AM** | | 450 | 508 | 444 | | 467 | | | 467 | |
| **11:30 AM** | | 512 | 491 | 452 | | 485 | | | 485 | |
| **11:45 AM** | | **593** | 511 | 452 | | **519** | | | **519** | |
| **Day Total** | | | | | | | | | | |
| % Weekday Average | | | | | | | | | | |
| % Week Average | | | | | | | | | | |
| AM Peak Volume | | | | | | | | | | |
| PM Peak Volume | | | | | | | | | | |

*Comments:*



SOURCE: Premiere Design Solutions, Inc. (www.pds-eng.com) 954-237-7850

**LOCATION:** 1(SA) South Dixie Hwy S of SW 128th St
**SPECIFIC LOCATION:** 1(SA) South Dixie Hwy S of SW 128th St
**CITY/STATE:** Unincorporated Miami-Dade County, FL

**PDS JOB #:** 14702302
**DIRECTION:** SB
**DATE:** May 22 2018 - May 24 2018

| Start Time | Mon | Tue 22-May-18 | Wed 23-May-18 | Thu 24-May-18 | Fri | Average Weekday Hourly Traffic | Sat | Sun | Average Week Hourly Traffic | Average Week Profile |
|---|---|---|---|---|---|---|---|---|---|---|
| **12:00 PM** | | 570 | 508 | **534** | | **537** | | | **537** | |
| **12:15 PM** | | 546 | 558 | 447 | | 517 | | | 517 | |
| **12:30 PM** | | **662** | 502 | 436 | | 533 | | | 533 | |
| **12:45 PM** | | 553 | 438 | 484 | | 492 | | | 492 | |
| **1:00 PM** | | 518 | 419 | 523 | | 487 | | | 487 | |
| **1:15 PM** | | 482 | 480 | 522 | | 495 | | | 495 | |
| **1:30 PM** | | 492 | **578** | 505 | | 525 | | | 525 | |
| **1:45 PM** | | 510 | 476 | 396 | | 461 | | | 461 | |
| **2:00 PM** | | 389 | 476 | 360 | | 408 | | | 408 | |
| **2:15 PM** | | 404 | 498 | 395 | | 432 | | | 432 | |
| **2:30 PM** | | 382 | 504 | 384 | | 423 | | | 423 | |
| **2:45 PM** | | 378 | 422 | 394 | | 398 | | | 398 | |
| **3:00 PM** | | 404 | 557 | 476 | | 479 | | | 479 | |
| **3:15 PM** | | 530 | 520 | 502 | | 517 | | | 517 | |
| **3:30 PM** | | 471 | 478 | 492 | | 480 | | | 480 | |
| **3:45 PM** | | 507 | 516 | 436 | | 486 | | | 486 | |
| **4:00 PM** | | 506 | 471 | 487 | | 488 | | | 488 | |
| **4:15 PM** | | 455 | 495 | 404 | | 451 | | | 451 | |
| **4:30 PM** | | 356 | 452 | 428 | | 412 | | | 412 | |
| **4:45 PM** | | 384 | 494 | 518 | | 465 | | | 465 | |
| **5:00 PM** | | 366 | 476 | 406 | | 416 | | | 416 | |
| **5:15 PM** | | 525 | 423 | 479 | | 476 | | | 476 | |
| **5:30 PM** | | 342 | 414 | 479 | | 412 | | | 412 | |
| **5:45 PM** | | 503 | 520 | 480 | | 501 | | | 501 | |
| **Day Total** | | | | | | | | | | |
| % Weekday Average | | | | | | | | | | |
| % Week Average | | | | | | | | | | |
| AM Peak Volume | | | | | | | | | | |
| PM Peak Volume | | | | | | | | | | |

*Comments:*



SOURCE: Premiere Design Solutions, Inc. (www.pds-eng.com) 954-237-7850

**LOCATION:** 1(SA) South Dixie Hwy S of SW 128th St

**SPECIFIC LOCATION:** 1(SA) South Dixie Hwy S of SW 128th St

**CITY/STATE:** Unincorporated Miami-Dade County, FL

**PDS JOB #:** 14702302

**DIRECTION:** SB

**DATE:** May 22 2018 - May 24 2018

| Start Time | Mon | Tue 22-May-18 | Wed 23-May-18 | Thu 24-May-18 | Fri | Average Weekday Hourly Traffic | Sat | Sun | Average Week Hourly Traffic | Average Week Profile |
|---|---|---|---|---|---|---|---|---|---|---|
| **6:00 PM** | | 402 | 490 | 416 | | 436 | | | 436 | |
| **6:15 PM** | | 378 | 466 | 493 | | 446 | | | 446 | |
| **6:30 PM** | | 342 | 466 | 402 | | 403 | | | 403 | |
| **6:45 PM** | | 372 | 445 | 462 | | 426 | | | 426 | |
| **7:00 PM** | | 468 | 510 | 476 | | 485 | | | 485 | |
| **7:15 PM** | | 475 | 530 | 499 | | 501 | | | 501 | |
| **7:30 PM** | | 500 | 506 | 510 | | 505 | | | 505 | |
| **7:45 PM** | | 496 | 479 | 500 | | 492 | | | 492 | |
| **8:00 PM** | | 432 | 426 | 494 | | 451 | | | 451 | |
| **8:15 PM** | | 447 | 398 | 440 | | 428 | | | 428 | |
| **8:30 PM** | | 339 | 466 | 446 | | 417 | | | 417 | |
| **8:45 PM** | | 416 | 406 | 459 | | 427 | | | 427 | |
| **9:00 PM** | | 400 | 414 | 446 | | 420 | | | 420 | |
| **9:15 PM** | | 418 | 414 | 509 | | 447 | | | 447 | |
| **9:30 PM** | | 468 | 386 | 423 | | 426 | | | 426 | |
| **9:45 PM** | | 580 | 422 | 446 | | 483 | | | 483 | |
| **10:00 PM** | | 420 | 355 | 350 | | 375 | | | 375 | |
| **10:15 PM** | | 360 | 335 | 317 | | 337 | | | 337 | |
| **10:30 PM** | | 375 | 344 | 336 | | 352 | | | 352 | |
| **10:45 PM** | | 360 | 336 | 294 | | 330 | | | 330 | |
| **11:00 PM** | | 314 | 270 | 274 | | 286 | | | 286 | |
| **11:15 PM** | | 278 | 320 | 242 | | 280 | | | 280 | |
| **11:30 PM** | | 196 | 246 | 222 | | 221 | | | 221 | |
| **11:45 PM** | | 204 | 198 | 227 | | 210 | | | 210 | |
| **Day Total** | | 31500 | 33936 | 31871 | | 32437 | | | 32437 | |
| % Weekday Average | | 97.1% | 104.6% | 98.3% | | | | | | |
| % Week Average | | 97.1% | 104.6% | 98.3% | | 100.0% | | | | |
| AM Peak | | 11:45 AM | 10:45 AM | 11:00 AM | | 11:45 AM | | | 11:45 AM | |
| Volume | | 593 | 554 | 470 | | 519 | | | 519 | |
| PM Peak | | 12:30 PM | 1:30 PM | 12:00 PM | | 12:00 PM | | | 12:00 PM | |
| Volume | | 662 | 578 | 534 | | 537 | | | 537 | |

*Comments:*



SOURCE: Premiere Design Solutions, Inc. (www.pds-eng.com) 954-237-7850

**LOCATION:** 1(SA) South Dixie Hwy S of SW 128th St

**PDS JOB #:** 14702302

**SPECIFIC LOCATION:** 1(SA) South Dixie Hwy S of SW 128th St

**DIRECTION:** NB/SB

**CITY/STATE:** Pinecrest, FL

**DATE:** May 22 2018 - May 24 2018

| Start Time | Mon | Tue 22-May-18 | Wed 23-May-18 | Thu 24-May-18 | Fri | Average Weekday Hourly Traffic | Sat | Sun | Average Week Hourly Traffic | Average Week Profile |
|---|---|---|---|---|---|---|---|---|---|---|
| **12:00 AM** | | 265 | 264 | 290 | | 273 | | | 273 | |
| **12:15 AM** | | 224 | 236 | 270 | | 243 | | | 243 | |
| **12:30 AM** | | 166 | 162 | 203 | | 177 | | | 177 | |
| **12:45 AM** | | 173 | 173 | 217 | | 188 | | | 188 | |
| **1:00 AM** | | 132 | 162 | 188 | | 161 | | | 161 | |
| **1:15 AM** | | 116 | 139 | 214 | | 156 | | | 156 | |
| **1:30 AM** | | 115 | 133 | 149 | | 132 | | | 132 | |
| **1:45 AM** | | 89 | 88 | 131 | | 103 | | | 103 | |
| **2:00 AM** | | 78 | 88 | 132 | | 99 | | | 99 | |
| **2:15 AM** | | 94 | 91 | 140 | | 108 | | | 108 | |
| **2:30 AM** | | 94 | 85 | 137 | | 105 | | | 105 | |
| **2:45 AM** | | 72 | 105 | 98 | | 92 | | | 92 | |
| **3:00 AM** | | 79 | 84 | 97 | | 87 | | | 87 | |
| **3:15 AM** | | 114 | 96 | 123 | | 111 | | | 111 | |
| **3:30 AM** | | 110 | 100 | 128 | | 113 | | | 113 | |
| **3:45 AM** | | 103 | 101 | 120 | | 108 | | | 108 | |
| **4:00 AM** | | 141 | 141 | 153 | | 145 | | | 145 | |
| **4:15 AM** | | 196 | 181 | 198 | | 192 | | | 192 | |
| **4:30 AM** | | 268 | 244 | 220 | | 244 | | | 244 | |
| **4:45 AM** | | 298 | 315 | 290 | | 301 | | | 301 | |
| **5:00 AM** | | 395 | 388 | 402 | | 395 | | | 395 | |
| **5:15 AM** | | 502 | 488 | 533 | | 508 | | | 508 | |
| **5:30 AM** | | 699 | 723 | 679 | | 700 | | | 700 | |
| **5:45 AM** | | 717 | 754 | 684 | | 718 | | | 718 | |
| **Day Total** | | | | | | | | | | |
| % Weekday Average | | | | | | | | | | |
| % Week Average | | | | | | | | | | |
| AM Peak Volume | | | | | | | | | | |
| PM Peak Volume | | | | | | | | | | |

*Comments:*



SOURCE: Premiere Design Solutions, Inc. (www.pds-eng.com) 954-237-7850

**LOCATION:** 1(SA) South Dixie Hwy S of SW 128th St

**SPECIFIC LOCATION:** 1(SA) South Dixie Hwy S of SW 128th St

**CITY/STATE:** Pinecrest, FL

**PDS JOB #:** 14702302

**DIRECTION:** NB/SB

**DATE:** May 22 2018 - May 24 2018

| Start Time | Mon | Tue 22-May-18 | Wed 23-May-18 | Thu 24-May-18 | Fri | Average Weekday Hourly Traffic | Sat | Sun | Average Week Hourly Traffic | Average Week Profile |
|---|---|---|---|---|---|---|---|---|---|---|
| **6:00 AM** | | 840 | 844 | 820 | | 835 | | | 835 | |
| **6:15 AM** | | 832 | 822 | 845 | | 833 | | | 833 | |
| **6:30 AM** | | 962 | 968 | 996 | | 975 | | | 975 | |
| **6:45 AM** | | 892 | 975 | 887 | | 918 | | | 918 | |
| **7:00 AM** | | 901 | 985 | 903 | | 930 | | | 930 | |
| **7:15 AM** | | 920 | 979 | 910 | | 936 | | | 936 | |
| **7:30 AM** | | 939 | 972 | 944 | | 952 | | | 952 | |
| **7:45 AM** | | 905 | 952 | 853 | | 903 | | | 903 | |
| **8:00 AM** | | 908 | 995 | 931 | | 945 | | | 945 | |
| **8:15 AM** | | 912 | 966 | 991 | | 956 | | | 956 | |
| **8:30 AM** | | 1019 | 1003 | **1005** | | **1009** | | | **1009** | |
| **8:45 AM** | | 889 | 1016 | 867 | | 924 | | | 924 | |
| **9:00 AM** | | 963 | **1081** | 876 | | 973 | | | 973 | |
| **9:15 AM** | | 850 | 990 | 882 | | 907 | | | 907 | |
| **9:30 AM** | | 824 | 918 | 792 | | 845 | | | 845 | |
| **9:45 AM** | | 810 | 940 | 775 | | 842 | | | 842 | |
| **10:00 AM** | | 802 | 884 | 778 | | 821 | | | 821 | |
| **10:15 AM** | | 816 | 946 | 798 | | 853 | | | 853 | |
| **10:30 AM** | | 852 | 960 | 813 | | 875 | | | 875 | |
| **10:45 AM** | | 892 | 990 | 883 | | 922 | | | 922 | |
| **11:00 AM** | | 854 | 974 | 933 | | 920 | | | 920 | |
| **11:15 AM** | | 874 | 984 | 864 | | 907 | | | 907 | |
| **11:30 AM** | | 972 | 903 | 929 | | 935 | | | 935 | |
| **11:45 AM** | | **1053** | 985 | 895 | | 978 | | | 978 | |
| **Day Total** | | | | | | | | | | |
| % Weekday Average | | | | | | | | | | |
| % Week Average | | | | | | | | | | |
| AM Peak Volume | | | | | | | | | | |
| PM Peak Volume | | | | | | | | | | |

*Comments:*



SOURCE: Premiere Design Solutions, Inc. (www.pds-eng.com) 954-237-7850

**LOCATION:** 1(SA) South Dixie Hwy S of SW 128th St

**PDS JOB #:** 14702302

**SPECIFIC LOCATION:** 1(SA) South Dixie Hwy S of SW 128th St

**DIRECTION:** NB/SB

**CITY/STATE:** Pinecrest, FL

**DATE:** May 22 2018 - May 24 2018

| Start Time | Mon | Tue 22-May-18 | Wed 23-May-18 | Thu 24-May-18 | Fri | Average Weekday Hourly Traffic | Sat | Sun | Average Week Hourly Traffic | Average Week Profile |
|---|---|---|---|---|---|---|---|---|---|---|
| **12:00 PM** | | 1018 | 982 | **1011** | | **1004** | | | **1004** | |
| **12:15 PM** | | 968 | 1001 | 887 | | 952 | | | 952 | |
| **12:30 PM** | | **1152** | 954 | 901 | | 1002 | | | 1002 | |
| **12:45 PM** | | 995 | 892 | 928 | | 938 | | | 938 | |
| **1:00 PM** | | 952 | 863 | 940 | | 918 | | | 918 | |
| **1:15 PM** | | 939 | 937 | 1010 | | 962 | | | 962 | |
| **1:30 PM** | | 934 | **1027** | 923 | | 961 | | | 961 | |
| **1:45 PM** | | 973 | 908 | 846 | | 909 | | | 909 | |
| **2:00 PM** | | 833 | 974 | 816 | | 874 | | | 874 | |
| **2:15 PM** | | 838 | 954 | 853 | | 882 | | | 882 | |
| **2:30 PM** | | 892 | 1000 | 866 | | 919 | | | 919 | |
| **2:45 PM** | | 815 | 844 | 890 | | 850 | | | 850 | |
| **3:00 PM** | | 856 | 939 | 912 | | 902 | | | 902 | |
| **3:15 PM** | | 926 | 931 | 924 | | 927 | | | 927 | |
| **3:30 PM** | | 927 | 908 | 930 | | 922 | | | 922 | |
| **3:45 PM** | | 929 | 946 | 887 | | 921 | | | 921 | |
| **4:00 PM** | | 950 | 891 | 931 | | 924 | | | 924 | |
| **4:15 PM** | | 859 | 907 | 824 | | 863 | | | 863 | |
| **4:30 PM** | | 766 | 826 | 874 | | 822 | | | 822 | |
| **4:45 PM** | | 769 | 884 | 960 | | 871 | | | 871 | |
| **5:00 PM** | | 770 | 900 | 813 | | 828 | | | 828 | |
| **5:15 PM** | | 949 | 851 | 865 | | 888 | | | 888 | |
| **5:30 PM** | | 724 | 825 | 821 | | 790 | | | 790 | |
| **5:45 PM** | | 859 | 914 | 862 | | 878 | | | 878 | |
| **Day Total** | | | | | | | | | | |
| % Weekday Average | | | | | | | | | | |
| % Week Average | | | | | | | | | | |
| AM Peak Volume | | | | | | | | | | |
| PM Peak Volume | | | | | | | | | | |

*Comments:*



SOURCE: Premiere Design Solutions, Inc. (www.pds-eng.com) 954-237-7850

**LOCATION:** 1(SA) South Dixie Hwy S of SW 128th St
**SPECIFIC LOCATION:** 1(SA) South Dixie Hwy S of SW 128th St
**CITY/STATE:** Pinecrest, FL

**PDS JOB #:** 14702302
**DIRECTION:** NB/SB
**DATE:** May 22 2018 - May 24 2018

| Start Time | Mon | Tue 22-May-18 | Wed 23-May-18 | Thu 24-May-18 | Fri | Average Weekday Hourly Traffic | Sat | Sun | Average Week Hourly Traffic | Average Week Profile |
|---|---|---|---|---|---|---|---|---|---|---|
| **6:00 PM** | | 767 | 866 | 802 | | 812 | | | 812 | |
| **6:15 PM** | | 764 | 836 | 874 | | 825 | | | 825 | |
| **6:30 PM** | | 700 | 793 | 768 | | 754 | | | 754 | |
| **6:45 PM** | | 721 | 773 | 803 | | 766 | | | 766 | |
| **7:00 PM** | | 802 | 836 | 853 | | 830 | | | 830 | |
| **7:15 PM** | | 785 | 858 | 849 | | 831 | | | 831 | |
| **7:30 PM** | | 818 | 803 | 793 | | 805 | | | 805 | |
| **7:45 PM** | | 800 | 784 | 810 | | 798 | | | 798 | |
| **8:00 PM** | | 771 | 773 | 786 | | 777 | | | 777 | |
| **8:15 PM** | | 762 | 700 | 754 | | 739 | | | 739 | |
| **8:30 PM** | | 643 | 812 | 769 | | 741 | | | 741 | |
| **8:45 PM** | | 684 | 712 | 753 | | 716 | | | 716 | |
| **9:00 PM** | | 685 | 727 | 770 | | 727 | | | 727 | |
| **9:15 PM** | | 667 | 705 | 773 | | 715 | | | 715 | |
| **9:30 PM** | | 735 | 675 | 695 | | 702 | | | 702 | |
| **9:45 PM** | | 812 | 654 | 694 | | 720 | | | 720 | |
| **10:00 PM** | | 602 | 551 | 535 | | 563 | | | 563 | |
| **10:15 PM** | | 568 | 547 | 507 | | 541 | | | 541 | |
| **10:30 PM** | | 527 | 528 | 483 | | 513 | | | 513 | |
| **10:45 PM** | | 500 | 488 | 461 | | 483 | | | 483 | |
| **11:00 PM** | | 435 | 394 | 420 | | 416 | | | 416 | |
| **11:15 PM** | | 394 | 452 | 365 | | 404 | | | 404 | |
| **11:30 PM** | | 306 | 371 | 342 | | 340 | | | 340 | |
| **11:45 PM** | | 276 | 290 | 316 | | 294 | | | 294 | |
| **Day Total** | | 63838 | 66359 | 64415 | | 64872 | | | 64872 | |
| % Weekday Average | | 98.4% | 102.3% | 99.3% | | | | | | |
| % Week Average | | 98.4% | 102.3% | 99.3% | | 100.0% | | | | |
| AM Peak | | 11:45 AM | 9:00 AM | 8:30 AM | | 8:30 AM | | | 8:30 AM | |
| Volume | | 1053 | 1081 | 1005 | | 1009 | | | 1009 | |
| PM Peak | | 12:30 PM | 1:30 PM | 12:00 PM | | 12:00 PM | | | 12:00 PM | |
| Volume | | 1152 | 1027 | 1011 | | 1004 | | | 1004 | |

*Comments:*



SOURCE: Premiere Design Solutions, Inc. (www.pds-eng.com) 954-237-7850

**LOCATION:** 1(EA) SW 128th St E of South Dixie Hwy

**PDS JOB #:** 14702303

**SPECIFIC LOCATION:** 1(EA) SW 128th St E of South Dixie Hwy

**DIRECTION:** EB

**CITY/STATE:** Pinecrest, FL

**DATE:** May 22 2018 - May 24 2018

| Start Time | Mon | Tue 22-May-18 | Wed 23-May-18 | Thu 24-May-18 | Fri | Average Weekday Hourly Traffic | Sat | Sun | Average Week Hourly Traffic | Average Week Profile |
|---|---|---|---|---|---|---|---|---|---|---|
| 12:00 AM | | 6 | 3 | 6 | | 5 | | | 5 | |
| 12:15 AM | | 2 | 4 | 4 | | 3 | | | 3 | |
| 12:30 AM | | 3 | 4 | 2 | | 3 | | | 3 | |
| 12:45 AM | | 0 | 2 | 2 | | 1 | | | 1 | |
| 1:00 AM | | 1 | 1 | 0 | | 1 | | | 1 | |
| 1:15 AM | | 1 | 0 | 3 | | 1 | | | 1 | |
| 1:30 AM | | 2 | 1 | 2 | | 2 | | | 2 | |
| 1:45 AM | | 0 | 2 | 0 | | 1 | | | 1 | |
| 2:00 AM | | 3 | 1 | 4 | | 3 | | | 3 | |
| 2:15 AM | | 0 | 4 | 4 | | 3 | | | 3 | |
| 2:30 AM | | 0 | 1 | 0 | | 0 | | | 0 | |
| 2:45 AM | | 1 | 0 | 2 | | 1 | | | 1 | |
| 3:00 AM | | 0 | 1 | 1 | | 1 | | | 1 | |
| 3:15 AM | | 3 | 0 | 1 | | 1 | | | 1 | |
| 3:30 AM | | 1 | 0 | 1 | | 1 | | | 1 | |
| 3:45 AM | | 1 | 1 | 0 | | 1 | | | 1 | |
| 4:00 AM | | 2 | 1 | 1 | | 1 | | | 1 | |
| 4:15 AM | | 1 | 0 | 0 | | 0 | | | 0 | |
| 4:30 AM | | 1 | 0 | 1 | | 1 | | | 1 | |
| 4:45 AM | | 0 | 1 | 2 | | 1 | | | 1 | |
| 5:00 AM | | 0 | 1 | 1 | | 1 | | | 1 | |
| 5:15 AM | | 1 | 2 | 1 | | 1 | | | 1 | |
| 5:30 AM | | 0 | 5 | 0 | | 2 | | | 2 | |
| 5:45 AM | | 3 | 2 | 2 | | 2 | | | 2 | |
| **Day Total** | | | | | | | | | | |
| % Weekday Average | | | | | | | | | | |
| % Week Average | | | | | | | | | | |
| AM Peak Volume | | | | | | | | | | |
| PM Peak Volume | | | | | | | | | | |

*Comments:*



SOURCE: Premiere Design Solutions, Inc. (www.pds-eng.com) 954-237-7850

**LOCATION:** 1(EA) SW 128th St E of South Dixie Hwy

**PDS JOB #:** 14702303

**SPECIFIC LOCATION:** 1(EA) SW 128th St E of South Dixie Hwy

**DIRECTION:** EB

**CITY/STATE:** Pinecrest, FL

**DATE:** May 22 2018 - May 24 2018

| Start Time | Mon | Tue 22-May-18 | Wed 23-May-18 | Thu 24-May-18 | Fri | Average Weekday Hourly Traffic | Sat | Sun | Average Week Hourly Traffic | Average Week Profile |
|---|---|---|---|---|---|---|---|---|---|---|
| **6:00 AM** | | 7 | 4 | 3 | | 5 | | | 5 | |
| **6:15 AM** | | 10 | 10 | 9 | | 10 | | | 10 | |
| **6:30 AM** | | 9 | 14 | 16 | | 13 | | | 13 | |
| **6:45 AM** | | 32 | 34 | 36 | | 34 | | | 34 | |
| **7:00 AM** | | 37 | 42 | 26 | | 35 | | | 35 | |
| **7:15 AM** | | 27 | 28 | 28 | | 28 | | | 28 | |
| **7:30 AM** | | 38 | 42 | 36 | | 39 | | | 39 | |
| **7:45 AM** | | 40 | 38 | 42 | | 40 | | | 40 | |
| **8:00 AM** | | 50 | 52 | 33 | | 45 | | | 45 | |
| **8:15 AM** | | 46 | 51 | 59 | | 52 | | | 52 | |
| **8:30 AM** | | 50 | 58 | 48 | | 52 | | | 52 | |
| **8:45 AM** | | **61** | **59** | **60** | | **60** | | | **60** | |
| **9:00 AM** | | 36 | 48 | 39 | | 41 | | | 41 | |
| **9:15 AM** | | 36 | 38 | 40 | | 38 | | | 38 | |
| **9:30 AM** | | 26 | 36 | 32 | | 31 | | | 31 | |
| **9:45 AM** | | 34 | 24 | 32 | | 30 | | | 30 | |
| **10:00 AM** | | 26 | 27 | 31 | | 28 | | | 28 | |
| **10:15 AM** | | 28 | 32 | 34 | | 31 | | | 31 | |
| **10:30 AM** | | 32 | 29 | 31 | | 31 | | | 31 | |
| **10:45 AM** | | 25 | 20 | 36 | | 27 | | | 27 | |
| **11:00 AM** | | 32 | 29 | 29 | | 30 | | | 30 | |
| **11:15 AM** | | 35 | 32 | 24 | | 30 | | | 30 | |
| **11:30 AM** | | 35 | 37 | 28 | | 33 | | | 33 | |
| **11:45 AM** | | 30 | 37 | 31 | | 33 | | | 33 | |
| **Day Total** | | | | | | | | | | |
| % Weekday Average | | | | | | | | | | |
| % Week Average | | | | | | | | | | |
| AM Peak Volume | | | | | | | | | | |
| PM Peak Volume | | | | | | | | | | |

*Comments:*



SOURCE: Premiere Design Solutions, Inc. (www.pds-eng.com) 954-237-7850

**LOCATION:** 1(EA) SW 128th St E of South Dixie Hwy
**SPECIFIC LOCATION:** 1(EA) SW 128th St E of South Dixie Hwy
**CITY/STATE:** Pinecrest, FL

**PDS JOB #:** 14702303
**DIRECTION:** EB
**DATE:** May 22 2018 - May 24 2018

| Start Time | Mon | Tue 22-May-18 | Wed 23-May-18 | Thu 24-May-18 | Fri | Average Weekday Hourly Traffic | Sat | Sun | Average Week Hourly Traffic | Average Week Profile |
|---|---|---|---|---|---|---|---|---|---|---|
| **12:00 PM** | | 32 | 24 | 36 | | 31 | | | 31 | |
| **12:15 PM** | | 35 | 47 | 52 | | 45 | | | 45 | |
| **12:30 PM** | | 40 | 44 | 40 | | 41 | | | 41 | |
| **12:45 PM** | | 37 | 36 | 34 | | 36 | | | 36 | |
| **1:00 PM** | | 38 | 44 | 33 | | 38 | | | 38 | |
| **1:15 PM** | | 38 | 51 | 50 | | 46 | | | 46 | |
| **1:30 PM** | | 48 | 68 | 62 | | 59 | | | 59 | |
| **1:45 PM** | | 42 | 61 | 52 | | 52 | | | 52 | |
| **2:00 PM** | | 56 | 60 | 54 | | 57 | | | 57 | |
| **2:15 PM** | | 60 | 59 | 58 | | 59 | | | 59 | |
| **2:30 PM** | | 60 | 60 | 49 | | 56 | | | 56 | |
| **2:45 PM** | | **70** | 68 | **77** | | **72** | | | **72** | |
| **3:00 PM** | | 60 | 52 | 68 | | 60 | | | 60 | |
| **3:15 PM** | | 46 | 48 | 58 | | 51 | | | 51 | |
| **3:30 PM** | | 52 | 52 | 46 | | 50 | | | 50 | |
| **3:45 PM** | | 60 | 66 | 72 | | 66 | | | 66 | |
| **4:00 PM** | | 52 | **70** | 40 | | 54 | | | 54 | |
| **4:15 PM** | | 56 | 53 | 52 | | 54 | | | 54 | |
| **4:30 PM** | | 28 | 29 | 50 | | 36 | | | 36 | |
| **4:45 PM** | | 38 | 43 | 51 | | 44 | | | 44 | |
| **5:00 PM** | | 46 | 60 | 36 | | 47 | | | 47 | |
| **5:15 PM** | | 44 | 56 | 54 | | 51 | | | 51 | |
| **5:30 PM** | | 28 | 40 | 34 | | 34 | | | 34 | |
| **5:45 PM** | | 36 | 61 | 41 | | 46 | | | 46 | |
| **Day Total** | | | | | | | | | | |
| % Weekday Average | | | | | | | | | | |
| % Week Average | | | | | | | | | | |
| AM Peak Volume | | | | | | | | | | |
| PM Peak Volume | | | | | | | | | | |

*Comments:*



SOURCE: Premiere Design Solutions, Inc. (www.pds-eng.com) 954-237-7850

**LOCATION:** 1(EA) SW 128th St E of South Dixie Hwy

**SPECIFIC LOCATION:** 1(EA) SW 128th St E of South Dixie Hwy

**CITY/STATE:** Pinecrest, FL

**PDS JOB #:** 14702303

**DIRECTION:** EB

**DATE:** May 22 2018 - May 24 2018

| Start Time | Mon | Tue 22-May-18 | Wed 23-May-18 | Thu 24-May-18 | Fri | Average Weekday Hourly Traffic | Sat | Sun | Average Week Hourly Traffic | Average Week Profile |
|---|---|---|---|---|---|---|---|---|---|---|
| **6:00 PM** | | 36 | 62 | 46 | | 48 | | | 48 | |
| **6:15 PM** | | 37 | 44 | 38 | | 40 | | | 40 | |
| **6:30 PM** | | 33 | 42 | 46 | | 40 | | | 40 | |
| **6:45 PM** | | 28 | 30 | 44 | | 34 | | | 34 | |
| **7:00 PM** | | 44 | 42 | 33 | | 40 | | | 40 | |
| **7:15 PM** | | 38 | 42 | 32 | | 37 | | | 37 | |
| **7:30 PM** | | 49 | 30 | 38 | | 39 | | | 39 | |
| **7:45 PM** | | 40 | 44 | 40 | | 41 | | | 41 | |
| **8:00 PM** | | 48 | 44 | 53 | | 48 | | | 48 | |
| **8:15 PM** | | 28 | 44 | 35 | | 36 | | | 36 | |
| **8:30 PM** | | 28 | 42 | 32 | | 34 | | | 34 | |
| **8:45 PM** | | 26 | 36 | 21 | | 28 | | | 28 | |
| **9:00 PM** | | 22 | 24 | 19 | | 22 | | | 22 | |
| **9:15 PM** | | 20 | 27 | 16 | | 21 | | | 21 | |
| **9:30 PM** | | 20 | 18 | 19 | | 19 | | | 19 | |
| **9:45 PM** | | 20 | 15 | 19 | | 18 | | | 18 | |
| **10:00 PM** | | 20 | 17 | 13 | | 17 | | | 17 | |
| **10:15 PM** | | 13 | 16 | 19 | | 16 | | | 16 | |
| **10:30 PM** | | 7 | 15 | 12 | | 11 | | | 11 | |
| **10:45 PM** | | 8 | 14 | 7 | | 10 | | | 10 | |
| **11:00 PM** | | 14 | 8 | 6 | | 9 | | | 9 | |
| **11:15 PM** | | 14 | 12 | 11 | | 12 | | | 12 | |
| **11:30 PM** | | 6 | 8 | 7 | | 7 | | | 7 | |
| **11:45 PM** | | 3 | 10 | 4 | | 6 | | | 6 | |
| **Day Total** | | 2518 | 2796 | 2632 | | 2651 | | | 2651 | |
| % Weekday Average | | 95.0% | 105.5% | 99.3% | | | | | | |
| % Week Average | | 95.0% | 105.5% | 99.3% | | 100.0% | | | | |
| AM Peak | | 8:45 AM | 8:45 AM | 8:45 AM | | 8:45 AM | | | 8:45 AM | |
| Volume | | 61 | 59 | 60 | | 60 | | | 60 | |
| PM Peak | | 2:45 PM | 4:00 PM | 2:45 PM | | 2:45 PM | | | 2:45 PM | |
| Volume | | 70 | 70 | 77 | | 72 | | | 72 | |

*Comments:*



SOURCE: Premiere Design Solutions, Inc. (www.pds-eng.com) 954-237-7850

**LOCATION:** 1(EA) SW 128th St E of South Dixie Hwy

**PDS JOB #:** 14702303

**SPECIFIC LOCATION:** 1(EA) SW 128th St E of South Dixie Hwy

**DIRECTION:** WB

**CITY/STATE:** Pinecrest, FL

**DATE:** May 22 2018 - May 24 2018

| Start Time | Mon | Tue 22-May-18 | Wed 23-May-18 | Thu 24-May-18 | Fri | Average Weekday Hourly Traffic | Sat | Sun | Average Week Hourly Traffic | Average Week Profile |
|---|---|---|---|---|---|---|---|---|---|---|
| **12:00 AM** | | 5 | 4 | 8 | | 6 | | | 6 | |
| **12:15 AM** | | 3 | 3 | 7 | | 4 | | | 4 | |
| **12:30 AM** | | 1 | 1 | 0 | | 1 | | | 1 | |
| **12:45 AM** | | 2 | 0 | 6 | | 3 | | | 3 | |
| **1:00 AM** | | 0 | 2 | 3 | | 2 | | | 2 | |
| **1:15 AM** | | 0 | 1 | 1 | | 1 | | | 1 | |
| **1:30 AM** | | 0 | 1 | 5 | | 2 | | | 2 | |
| **1:45 AM** | | 5 | 4 | 3 | | 4 | | | 4 | |
| **2:00 AM** | | 0 | 1 | 3 | | 1 | | | 1 | |
| **2:15 AM** | | 1 | 2 | 3 | | 2 | | | 2 | |
| **2:30 AM** | | 1 | 0 | 2 | | 1 | | | 1 | |
| **2:45 AM** | | 4 | 2 | 3 | | 3 | | | 3 | |
| **3:00 AM** | | 1 | 0 | 0 | | 0 | | | 0 | |
| **3:15 AM** | | 1 | 1 | 0 | | 1 | | | 1 | |
| **3:30 AM** | | 1 | 1 | 0 | | 1 | | | 1 | |
| **3:45 AM** | | 0 | 0 | 1 | | 0 | | | 0 | |
| **4:00 AM** | | 1 | 0 | 2 | | 1 | | | 1 | |
| **4:15 AM** | | 1 | 3 | 1 | | 2 | | | 2 | |
| **4:30 AM** | | 3 | 2 | 4 | | 3 | | | 3 | |
| **4:45 AM** | | 0 | 3 | 4 | | 2 | | | 2 | |
| **5:00 AM** | | 5 | 8 | 7 | | 7 | | | 7 | |
| **5:15 AM** | | 8 | 6 | 4 | | 6 | | | 6 | |
| **5:30 AM** | | 9 | 12 | 6 | | 9 | | | 9 | |
| **5:45 AM** | | 8 | 12 | 11 | | 10 | | | 10 | |
| **Day Total** | | | | | | | | | | |
| % Weekday Average | | | | | | | | | | |
| % Week Average | | | | | | | | | | |
| AM Peak Volume | | | | | | | | | | |
| PM Peak Volume | | | | | | | | | | |

*Comments:*



SOURCE: Premiere Design Solutions, Inc. (www.pds-eng.com) 954-237-7850

**LOCATION:** 1(EA) SW 128th St E of South Dixie Hwy

**SPECIFIC LOCATION:** 1(EA) SW 128th St E of South Dixie Hwy

**CITY/STATE:** Pinecrest, FL

**PDS JOB #:** 14702303

**DIRECTION:** WB

**DATE:** May 22 2018 - May 24 2018

| Start Time | Mon | Tue 22-May-18 | Wed 23-May-18 | Thu 24-May-18 | Fri | Average Weekday Hourly Traffic | Sat | Sun | Average Week Hourly Traffic | Average Week Profile |
|---|---|---|---|---|---|---|---|---|---|---|
| **6:00 AM** | | 16 | 12 | 13 | | 14 | | | 14 | |
| **6:15 AM** | | 21 | 17 | 18 | | 19 | | | 19 | |
| **6:30 AM** | | 26 | 30 | 22 | | 26 | | | 26 | |
| **6:45 AM** | | 28 | 34 | 33 | | 32 | | | 32 | |
| **7:00 AM** | | 40 | 30 | 36 | | 35 | | | 35 | |
| **7:15 AM** | | 30 | 32 | 29 | | 30 | | | 30 | |
| **7:30 AM** | | 38 | 44 | 32 | | 38 | | | 38 | |
| **7:45 AM** | | 48 | 52 | 50 | | 50 | | | 50 | |
| **8:00 AM** | | 42 | 46 | 61 | | 50 | | | 50 | |
| **8:15 AM** | | 67 | 64 | 73 | | 68 | | | 68 | |
| **8:30 AM** | | 64 | 58 | 64 | | 62 | | | 62 | |
| **8:45 AM** | | 61 | **68** | 63 | | 64 | | | 64 | |
| **9:00 AM** | | **74** | 63 | **74** | | **70** | | | **70** | |
| **9:15 AM** | | 60 | 56 | 49 | | 55 | | | 55 | |
| **9:30 AM** | | 34 | 52 | 54 | | 47 | | | 47 | |
| **9:45 AM** | | 61 | 35 | 62 | | 53 | | | 53 | |
| **10:00 AM** | | 46 | 48 | 46 | | 47 | | | 47 | |
| **10:15 AM** | | 46 | 36 | 46 | | 43 | | | 43 | |
| **10:30 AM** | | 38 | 50 | 36 | | 41 | | | 41 | |
| **10:45 AM** | | 56 | 39 | 42 | | 46 | | | 46 | |
| **11:00 AM** | | 45 | 35 | 34 | | 38 | | | 38 | |
| **11:15 AM** | | 52 | 45 | 50 | | 49 | | | 49 | |
| **11:30 AM** | | 58 | 59 | 44 | | 54 | | | 54 | |
| **11:45 AM** | | 49 | 64 | 50 | | 54 | | | 54 | |
| **Day Total** | | | | | | | | | | |
| % Weekday Average | | | | | | | | | | |
| % Week Average | | | | | | | | | | |
| AM Peak Volume | | | | | | | | | | |
| PM Peak Volume | | | | | | | | | | |

*Comments:*



SOURCE: Premiere Design Solutions, Inc. (www.pds-eng.com) 954-237-7850

**LOCATION:** 1(EA) SW 128th St E of South Dixie Hwy
**SPECIFIC LOCATION:** 1(EA) SW 128th St E of South Dixie Hwy
**CITY/STATE:** Pinecrest, FL

**PDS JOB #:** 14702303
**DIRECTION:** WB
**DATE:** May 22 2018 - May 24 2018

| Start Time | Mon | Tue 22-May-18 | Wed 23-May-18 | Thu 24-May-18 | Fri | Average Weekday Hourly Traffic | Sat | Sun | Average Week Hourly Traffic | Average Week Profile |
|---|---|---|---|---|---|---|---|---|---|---|
| **12:00 PM** | | 59 | 54 | **74** | | 62 | | | 62 | |
| **12:15 PM** | | 48 | 51 | 52 | | 50 | | | 50 | |
| **12:30 PM** | | 75 | 61 | 72 | | 69 | | | 69 | |
| **12:45 PM** | | 68 | 57 | 57 | | 61 | | | 61 | |
| **1:00 PM** | | 54 | 44 | 61 | | 53 | | | 53 | |
| **1:15 PM** | | 66 | 55 | 59 | | 60 | | | 60 | |
| **1:30 PM** | | 48 | 64 | 62 | | 58 | | | 58 | |
| **1:45 PM** | | 41 | **90** | 56 | | 62 | | | 62 | |
| **2:00 PM** | | 58 | 59 | 56 | | 58 | | | 58 | |
| **2:15 PM** | | 58 | 61 | 48 | | 56 | | | 56 | |
| **2:30 PM** | | 62 | 74 | 58 | | 65 | | | 65 | |
| **2:45 PM** | | 64 | 60 | 68 | | 64 | | | 64 | |
| **3:00 PM** | | 64 | 45 | 70 | | 60 | | | 60 | |
| **3:15 PM** | | 59 | 58 | 58 | | 58 | | | 58 | |
| **3:30 PM** | | 45 | 70 | 58 | | 58 | | | 58 | |
| **3:45 PM** | | 74 | 67 | 63 | | 68 | | | 68 | |
| **4:00 PM** | | **78** | 68 | 60 | | 69 | | | 69 | |
| **4:15 PM** | | 64 | 56 | 69 | | 63 | | | 63 | |
| **4:30 PM** | | 58 | 58 | 59 | | 58 | | | 58 | |
| **4:45 PM** | | 58 | 83 | 68 | | **70** | | | **70** | |
| **5:00 PM** | | 58 | 76 | 60 | | 65 | | | 65 | |
| **5:15 PM** | | 76 | 59 | 69 | | 68 | | | 68 | |
| **5:30 PM** | | 56 | 71 | 66 | | 64 | | | 64 | |
| **5:45 PM** | | 65 | 70 | 71 | | 69 | | | 69 | |
| **Day Total** | | | | | | | | | | |
| % Weekday Average | | | | | | | | | | |
| % Week Average | | | | | | | | | | |
| AM Peak Volume | | | | | | | | | | |
| PM Peak Volume | | | | | | | | | | |

*Comments:*



SOURCE: Premiere Design Solutions, Inc. (www.pds-eng.com) 954-237-7850

**LOCATION:** 1(EA) SW 128th St E of South Dixie Hwy

**SPECIFIC LOCATION:** 1(EA) SW 128th St E of South Dixie Hwy

**CITY/STATE:** Pinecrest, FL

**PDS JOB #:** 14702303

**DIRECTION:** WB

**DATE:** May 22 2018 - May 24 2018

| Start Time | Mon | Tue 22-May-18 | Wed 23-May-18 | Thu 24-May-18 | Fri | Average Weekday Hourly Traffic | Sat | Sun | Average Week Hourly Traffic | Average Week Profile |
|---|---|---|---|---|---|---|---|---|---|---|
| **6:00 PM** | | 63 | 56 | 72 | | 64 | | | 64 | |
| **6:15 PM** | | 61 | 80 | 65 | | 69 | | | 69 | |
| **6:30 PM** | | 68 | 62 | 61 | | 64 | | | 64 | |
| **6:45 PM** | | 48 | 44 | 52 | | 48 | | | 48 | |
| **7:00 PM** | | 56 | 42 | 59 | | 52 | | | 52 | |
| **7:15 PM** | | 36 | 47 | 44 | | 42 | | | 42 | |
| **7:30 PM** | | 32 | 44 | 34 | | 37 | | | 37 | |
| **7:45 PM** | | 34 | 34 | 30 | | 33 | | | 33 | |
| **8:00 PM** | | 33 | 24 | 31 | | 29 | | | 29 | |
| **8:15 PM** | | 20 | 29 | 19 | | 23 | | | 23 | |
| **8:30 PM** | | 18 | 51 | 46 | | 38 | | | 38 | |
| **8:45 PM** | | 22 | 34 | 45 | | 34 | | | 34 | |
| **9:00 PM** | | 22 | 22 | 18 | | 21 | | | 21 | |
| **9:15 PM** | | 11 | 20 | 13 | | 15 | | | 15 | |
| **9:30 PM** | | 11 | 10 | 18 | | 13 | | | 13 | |
| **9:45 PM** | | 10 | 20 | 16 | | 15 | | | 15 | |
| **10:00 PM** | | 8 | 14 | 15 | | 12 | | | 12 | |
| **10:15 PM** | | 16 | 12 | 7 | | 12 | | | 12 | |
| **10:30 PM** | | 8 | 14 | 13 | | 12 | | | 12 | |
| **10:45 PM** | | 4 | 4 | 7 | | 5 | | | 5 | |
| **11:00 PM** | | 10 | 6 | 13 | | 10 | | | 10 | |
| **11:15 PM** | | 5 | 7 | 7 | | 6 | | | 6 | |
| **11:30 PM** | | 2 | 4 | 4 | | 3 | | | 3 | |
| **11:45 PM** | | 4 | 3 | 1 | | 3 | | | 3 | |
| **Day Total** | | 3218 | 3332 | 3349 | | 3305 | | | 3305 | |
| % Weekday Average | | 97.4% | 100.8% | 101.3% | | | | | | |
| % Week Average | | 97.4% | 100.8% | 101.3% | | 100.0% | | | | |
| AM Peak Volume | | 9:00 AM<br>74 | 8:45 AM<br>68 | 9:00 AM<br>74 | | 9:00 AM<br>70 | | | 9:00 AM<br>70 | |
| PM Peak Volume | | 4:00 PM<br>78 | 1:45 PM<br>90 | 12:00 PM<br>74 | | 4:45 PM<br>70 | | | 4:45 PM<br>70 | |

*Comments:*



SOURCE: Premiere Design Solutions, Inc. (www.pds-eng.com) 954-237-7850

**LOCATION:** 1(EA) SW 128th St E of South Dixie Hwy

**PDS JOB #:** 14702303

**SPECIFIC LOCATION:** 1(EA) SW 128th St E of South Dixie Hwy

**DIRECTION:** EB/WB

**CITY/STATE:** Pinecrest, FL

**DATE:** May 22 2018 - May 24 2018

| Start Time | Mon | Tue 22-May-18 | Wed 23-May-18 | Thu 24-May-18 | Fri | Average Weekday Hourly Traffic | Sat | Sun | Average Week Hourly Traffic | Average Week Profile |
|---|---|---|---|---|---|---|---|---|---|---|
| **12:00 AM** | | 11 | 7 | 14 | | 11 | | | 11 | |
| **12:15 AM** | | 5 | 7 | 11 | | 8 | | | 8 | |
| **12:30 AM** | | 4 | 5 | 2 | | 4 | | | 4 | |
| **12:45 AM** | | 2 | 2 | 8 | | 4 | | | 4 | |
| **1:00 AM** | | 1 | 3 | 3 | | 2 | | | 2 | |
| **1:15 AM** | | 1 | 1 | 4 | | 2 | | | 2 | |
| **1:30 AM** | | 2 | 2 | 7 | | 4 | | | 4 | |
| **1:45 AM** | | 5 | 6 | 3 | | 5 | | | 5 | |
| **2:00 AM** | | 3 | 2 | 7 | | 4 | | | 4 | |
| **2:15 AM** | | 1 | 6 | 7 | | 5 | | | 5 | |
| **2:30 AM** | | 1 | 1 | 2 | | 1 | | | 1 | |
| **2:45 AM** | | 5 | 2 | 5 | | 4 | | | 4 | |
| **3:00 AM** | | 1 | 1 | 1 | | 1 | | | 1 | |
| **3:15 AM** | | 4 | 1 | 1 | | 2 | | | 2 | |
| **3:30 AM** | | 2 | 1 | 1 | | 1 | | | 1 | |
| **3:45 AM** | | 1 | 1 | 1 | | 1 | | | 1 | |
| **4:00 AM** | | 3 | 1 | 3 | | 2 | | | 2 | |
| **4:15 AM** | | 2 | 3 | 1 | | 2 | | | 2 | |
| **4:30 AM** | | 4 | 2 | 5 | | 4 | | | 4 | |
| **4:45 AM** | | 0 | 4 | 6 | | 3 | | | 3 | |
| **5:00 AM** | | 5 | 9 | 8 | | 7 | | | 7 | |
| **5:15 AM** | | 9 | 8 | 5 | | 7 | | | 7 | |
| **5:30 AM** | | 9 | 17 | 6 | | 11 | | | 11 | |
| **5:45 AM** | | 11 | 14 | 13 | | 13 | | | 13 | |
| **Day Total** | | | | | | | | | | |
| % Weekday Average | | | | | | | | | | |
| % Week Average | | | | | | | | | | |
| AM Peak Volume | | | | | | | | | | |
| PM Peak Volume | | | | | | | | | | |

*Comments:*



SOURCE: Premiere Design Solutions, Inc. (www.pds-eng.com) 954-237-7850

**LOCATION:** 1(EA) SW 128th St E of South Dixie Hwy

**SPECIFIC LOCATION:** 1(EA) SW 128th St E of South Dixie Hwy

**CITY/STATE:** Pinecrest, FL

**PDS JOB #:** 14702303

**DIRECTION:** EB/WB

**DATE:** May 22 2018 - May 24 2018

| Start Time | Mon | Tue 22-May-18 | Wed 23-May-18 | Thu 24-May-18 | Fri | Average Weekday Hourly Traffic | Sat | Sun | Average Week Hourly Traffic | Average Week Profile |
|---|---|---|---|---|---|---|---|---|---|---|
| **6:00 AM** | | 23 | 16 | 16 | | 18 | | | 18 | |
| **6:15 AM** | | 31 | 27 | 27 | | 28 | | | 28 | |
| **6:30 AM** | | 35 | 44 | 38 | | 39 | | | 39 | |
| **6:45 AM** | | 60 | 68 | 69 | | 66 | | | 66 | |
| **7:00 AM** | | 77 | 72 | 62 | | 70 | | | 70 | |
| **7:15 AM** | | 57 | 60 | 57 | | 58 | | | 58 | |
| **7:30 AM** | | 76 | 86 | 68 | | 77 | | | 77 | |
| **7:45 AM** | | 88 | 90 | 92 | | 90 | | | 90 | |
| **8:00 AM** | | 92 | 98 | 94 | | 95 | | | 95 | |
| **8:15 AM** | | 113 | 115 | **132** | | 120 | | | 120 | |
| **8:30 AM** | | 114 | 116 | 112 | | 114 | | | 114 | |
| **8:45 AM** | | **122** | **127** | 123 | | **124** | | | **124** | |
| **9:00 AM** | | 110 | 111 | 113 | | 111 | | | 111 | |
| **9:15 AM** | | 96 | 94 | 89 | | 93 | | | 93 | |
| **9:30 AM** | | 60 | 88 | 86 | | 78 | | | 78 | |
| **9:45 AM** | | 95 | 59 | 94 | | 83 | | | 83 | |
| **10:00 AM** | | 72 | 75 | 77 | | 75 | | | 75 | |
| **10:15 AM** | | 74 | 68 | 80 | | 74 | | | 74 | |
| **10:30 AM** | | 70 | 79 | 67 | | 72 | | | 72 | |
| **10:45 AM** | | 81 | 59 | 78 | | 73 | | | 73 | |
| **11:00 AM** | | 77 | 64 | 63 | | 68 | | | 68 | |
| **11:15 AM** | | 87 | 77 | 74 | | 79 | | | 79 | |
| **11:30 AM** | | 93 | 96 | 72 | | 87 | | | 87 | |
| **11:45 AM** | | 79 | 101 | 81 | | 87 | | | 87 | |
| **Day Total** | | | | | | | | | | |
| % Weekday Average | | | | | | | | | | |
| % Week Average | | | | | | | | | | |
| AM Peak Volume | | | | | | | | | | |
| PM Peak Volume | | | | | | | | | | |

*Comments:*



SOURCE: Premiere Design Solutions, Inc. (www.pds-eng.com) 954-237-7850

**LOCATION:** 1(EA) SW 128th St E of South Dixie Hwy

**SPECIFIC LOCATION:** 1(EA) SW 128th St E of South Dixie Hwy

**CITY/STATE:** Pinecrest, FL

**PDS JOB #:** 14702303

**DIRECTION:** EB/WB

**DATE:** May 22 2018 - May 24 2018

| Start Time | Mon | Tue 22-May-18 | Wed 23-May-18 | Thu 24-May-18 | Fri | Average Weekday Hourly Traffic | Sat | Sun | Average Week Hourly Traffic | Average Week Profile |
|---|---|---|---|---|---|---|---|---|---|---|
| **12:00 PM** | | 91 | 78 | 110 | | 93 | | | 93 | |
| **12:15 PM** | | 83 | 98 | 104 | | 95 | | | 95 | |
| **12:30 PM** | | 115 | 105 | 112 | | 111 | | | 111 | |
| **12:45 PM** | | 105 | 93 | 91 | | 96 | | | 96 | |
| **1:00 PM** | | 92 | 88 | 94 | | 91 | | | 91 | |
| **1:15 PM** | | 104 | 106 | 109 | | 106 | | | 106 | |
| **1:30 PM** | | 96 | 132 | 124 | | 117 | | | 117 | |
| **1:45 PM** | | 83 | **151** | 108 | | 114 | | | 114 | |
| **2:00 PM** | | 114 | 119 | 110 | | 114 | | | 114 | |
| **2:15 PM** | | 118 | 120 | 106 | | 115 | | | 115 | |
| **2:30 PM** | | 122 | 134 | 107 | | 121 | | | 121 | |
| **2:45 PM** | | **134** | 128 | **145** | | **136** | | | **136** | |
| **3:00 PM** | | 124 | 97 | 138 | | 120 | | | 120 | |
| **3:15 PM** | | 105 | 106 | 116 | | 109 | | | 109 | |
| **3:30 PM** | | 97 | 122 | 104 | | 108 | | | 108 | |
| **3:45 PM** | | 134 | 133 | 135 | | 134 | | | 134 | |
| **4:00 PM** | | 130 | 138 | 100 | | 123 | | | 123 | |
| **4:15 PM** | | 120 | 109 | 121 | | 117 | | | 117 | |
| **4:30 PM** | | 86 | 87 | 109 | | 94 | | | 94 | |
| **4:45 PM** | | 96 | 126 | 119 | | 114 | | | 114 | |
| **5:00 PM** | | 104 | 136 | 96 | | 112 | | | 112 | |
| **5:15 PM** | | 120 | 115 | 123 | | 119 | | | 119 | |
| **5:30 PM** | | 84 | 111 | 100 | | 98 | | | 98 | |
| **5:45 PM** | | 101 | 131 | 112 | | 115 | | | 115 | |
| **Day Total** | | | | | | | | | | |
| % Weekday Average | | | | | | | | | | |
| % Week Average | | | | | | | | | | |
| AM Peak Volume | | | | | | | | | | |
| PM Peak Volume | | | | | | | | | | |

*Comments:*



SOURCE: Premiere Design Solutions, Inc. (www.pds-eng.com) 954-237-7850

**LOCATION:** 1(EA) SW 128th St E of South Dixie Hwy

**PDS JOB #:** 14702303

**SPECIFIC LOCATION:** 1(EA) SW 128th St E of South Dixie Hwy

**DIRECTION:** EB/WB

**CITY/STATE:** Pinecrest, FL

**DATE:** May 22 2018 - May 24 2018

| Start Time | Mon | Tue 22-May-18 | Wed 23-May-18 | Thu 24-May-18 | Fri | Average Weekday Hourly Traffic | Sat | Sun | Average Week Hourly Traffic | Average Week Profile |
|---|---|---|---|---|---|---|---|---|---|---|
| **6:00 PM** | | 99 | 118 | 118 | | 112 | | | 112 | |
| **6:15 PM** | | 98 | 124 | 103 | | 108 | | | 108 | |
| **6:30 PM** | | 101 | 104 | 107 | | 104 | | | 104 | |
| **6:45 PM** | | 76 | 74 | 96 | | 82 | | | 82 | |
| **7:00 PM** | | 100 | 84 | 92 | | 92 | | | 92 | |
| **7:15 PM** | | 74 | 89 | 76 | | 80 | | | 80 | |
| **7:30 PM** | | 81 | 74 | 72 | | 76 | | | 76 | |
| **7:45 PM** | | 74 | 78 | 70 | | 74 | | | 74 | |
| **8:00 PM** | | 81 | 68 | 84 | | 78 | | | 78 | |
| **8:15 PM** | | 48 | 73 | 54 | | 58 | | | 58 | |
| **8:30 PM** | | 46 | 93 | 78 | | 72 | | | 72 | |
| **8:45 PM** | | 48 | 70 | 66 | | 61 | | | 61 | |
| **9:00 PM** | | 44 | 46 | 37 | | 42 | | | 42 | |
| **9:15 PM** | | 31 | 47 | 29 | | 36 | | | 36 | |
| **9:30 PM** | | 31 | 28 | 37 | | 32 | | | 32 | |
| **9:45 PM** | | 30 | 35 | 35 | | 33 | | | 33 | |
| **10:00 PM** | | 28 | 31 | 28 | | 29 | | | 29 | |
| **10:15 PM** | | 29 | 28 | 26 | | 28 | | | 28 | |
| **10:30 PM** | | 15 | 29 | 25 | | 23 | | | 23 | |
| **10:45 PM** | | 12 | 18 | 14 | | 15 | | | 15 | |
| **11:00 PM** | | 24 | 14 | 19 | | 19 | | | 19 | |
| **11:15 PM** | | 19 | 19 | 18 | | 19 | | | 19 | |
| **11:30 PM** | | 8 | 12 | 11 | | 10 | | | 10 | |
| **11:45 PM** | | 7 | 13 | 5 | | 8 | | | 8 | |
| **Day Total** | | 5736 | 6128 | 5981 | | 5950 | | | 5950 | |
| % Weekday Average | | 96.4% | 103.0% | 100.5% | | | | | | |
| % Week Average | | 96.4% | 103.0% | 100.5% | | 100.0% | | | | |
| AM Peak | | 8:45 AM | 8:45 AM | 8:15 AM | | 8:45 AM | | | 8:45 AM | |
| Volume | | 122 | 127 | 132 | | 124 | | | 124 | |
| PM Peak | | 2:45 PM | 1:45 PM | 2:45 PM | | 2:45 PM | | | 2:45 PM | |
| Volume | | 134 | 151 | 145 | | 136 | | | 136 | |

*Comments:*



SOURCE: Premiere Design Solutions, Inc. (www.pds-eng.com) 954-237-7850

**LOCATION:** 1(WA) SW 128th St W of South Dixie Hwy
**PDS JOB #:** 14702304
**SPECIFIC LOCATION:** 1(WA) SW 128th St W of South Dixie Hwy
**DIRECTION:** EB
**CITY/STATE:** Unincorporated Miami-Dade County, FL
**DATE:** May 22 2018 - May 24 2018

| Start Time | Mon | Tue 22-May-18 | Wed 23-May-18 | Thu 24-May-18 | Fri | Average Weekday Hourly Traffic | Sat | Sun | Average Week Hourly Traffic | Average Week Profile |
|---|---|---|---|---|---|---|---|---|---|---|
| 12:00 AM | | 4 | 3 | 7 | | 5 | | | 5 | |
| 12:15 AM | | 2 | 3 | 4 | | 3 | | | 3 | |
| 12:30 AM | | 6 | 0 | 3 | | 3 | | | 3 | |
| 12:45 AM | | 2 | 5 | 4 | | 4 | | | 4 | |
| 1:00 AM | | 0 | 4 | 2 | | 2 | | | 2 | |
| 1:15 AM | | 1 | 1 | 0 | | 1 | | | 1 | |
| 1:30 AM | | 4 | 2 | 4 | | 3 | | | 3 | |
| 1:45 AM | | 0 | 0 | 2 | | 1 | | | 1 | |
| 2:00 AM | | 1 | 6 | 3 | | 3 | | | 3 | |
| 2:15 AM | | 1 | 3 | 2 | | 2 | | | 2 | |
| 2:30 AM | | 0 | 2 | 1 | | 1 | | | 1 | |
| 2:45 AM | | 1 | 4 | 3 | | 3 | | | 3 | |
| 3:00 AM | | 3 | 0 | 3 | | 2 | | | 2 | |
| 3:15 AM | | 1 | 1 | 1 | | 1 | | | 1 | |
| 3:30 AM | | 4 | 1 | 2 | | 2 | | | 2 | |
| 3:45 AM | | 2 | 3 | 4 | | 3 | | | 3 | |
| 4:00 AM | | 1 | 6 | 1 | | 3 | | | 3 | |
| 4:15 AM | | 0 | 2 | 2 | | 1 | | | 1 | |
| 4:30 AM | | 2 | 0 | 2 | | 1 | | | 1 | |
| 4:45 AM | | 2 | 2 | 2 | | 2 | | | 2 | |
| 5:00 AM | | 3 | 5 | 4 | | 4 | | | 4 | |
| 5:15 AM | | 4 | 4 | 5 | | 4 | | | 4 | |
| 5:30 AM | | 9 | 9 | 5 | | 8 | | | 8 | |
| 5:45 AM | | 13 | 15 | 18 | | 15 | | | 15 | |
| **Day Total** | | | | | | | | | | |
| % Weekday Average | | | | | | | | | | |
| % Week Average | | | | | | | | | | |
| AM Peak Volume | | | | | | | | | | |
| PM Peak Volume | | | | | | | | | | |

*Comments:*



SOURCE: Premiere Design Solutions, Inc. (www.pds-eng.com) 954-237-7850

**LOCATION:** 1(WA) SW 128th St W of South Dixie Hwy
**SPECIFIC LOCATION:** 1(WA) SW 128th St W of South Dixie Hwy
**CITY/STATE:** Unincorporated Miami-Dade County, FL

**PDS JOB #:** 14702304
**DIRECTION:** EB
**DATE:** May 22 2018 - May 24 2018

| Start Time | Mon | Tue 22-May-18 | Wed 23-May-18 | Thu 24-May-18 | Fri | Average Weekday Hourly Traffic | Sat | Sun | Average Week Hourly Traffic | Average Week Profile |
|---|---|---|---|---|---|---|---|---|---|---|
| **6:00 AM** | | 18 | 21 | 12 | | 17 | | | 17 | |
| **6:15 AM** | | 23 | 14 | 22 | | 20 | | | 20 | |
| **6:30 AM** | | 26 | 36 | 46 | | 36 | | | 36 | |
| **6:45 AM** | | 46 | 41 | 43 | | 43 | | | 43 | |
| **7:00 AM** | | 57 | 51 | 48 | | 52 | | | 52 | |
| **7:15 AM** | | 38 | 42 | 41 | | 40 | | | 40 | |
| **7:30 AM** | | 58 | 50 | 57 | | 55 | | | 55 | |
| **7:45 AM** | | 47 | 56 | 49 | | 51 | | | 51 | |
| **8:00 AM** | | 47 | 45 | 54 | | 49 | | | 49 | |
| **8:15 AM** | | 52 | 54 | **63** | | 56 | | | 56 | |
| **8:30 AM** | | **64** | 60 | 56 | | 60 | | | 60 | |
| **8:45 AM** | | 56 | **72** | 58 | | **62** | | | **62** | |
| **9:00 AM** | | 45 | 44 | 40 | | 43 | | | 43 | |
| **9:15 AM** | | 48 | 52 | 37 | | 46 | | | 46 | |
| **9:30 AM** | | 47 | 54 | 40 | | 47 | | | 47 | |
| **9:45 AM** | | 60 | 50 | 52 | | 54 | | | 54 | |
| **10:00 AM** | | 48 | 40 | 52 | | 47 | | | 47 | |
| **10:15 AM** | | 42 | 55 | 51 | | 49 | | | 49 | |
| **10:30 AM** | | 54 | 38 | 48 | | 47 | | | 47 | |
| **10:45 AM** | | 40 | 52 | 53 | | 48 | | | 48 | |
| **11:00 AM** | | 36 | 37 | 56 | | 43 | | | 43 | |
| **11:15 AM** | | 56 | 47 | 38 | | 47 | | | 47 | |
| **11:30 AM** | | 58 | 56 | 54 | | 56 | | | 56 | |
| **11:45 AM** | | 46 | 58 | 47 | | 50 | | | 50 | |
| **Day Total** | | | | | | | | | | |
| % Weekday Average | | | | | | | | | | |
| % Week Average | | | | | | | | | | |
| AM Peak Volume | | | | | | | | | | |
| PM Peak Volume | | | | | | | | | | |

*Comments:*



SOURCE: Premiere Design Solutions, Inc. (www.pds-eng.com) 954-237-7850

**LOCATION:** 1(WA) SW 128th St W of South Dixie Hwy
**SPECIFIC LOCATION:** 1(WA) SW 128th St W of South Dixie Hwy
**CITY/STATE:** Unincorporated Miami-Dade County, FL

**PDS JOB #:** 14702304
**DIRECTION:** EB
**DATE:** May 22 2018 - May 24 2018

| Start Time | Mon | Tue 22-May-18 | Wed 23-May-18 | Thu 24-May-18 | Fri | Average Weekday Hourly Traffic | Sat | Sun | Average Week Hourly Traffic | Average Week Profile |
|---|---|---|---|---|---|---|---|---|---|---|
| **12:00 PM** | | 35 | 54 | 58 | | 49 | | | 49 | |
| **12:15 PM** | | 54 | 52 | 46 | | 51 | | | 51 | |
| **12:30 PM** | | 52 | 48 | 46 | | 49 | | | 49 | |
| **12:45 PM** | | 60 | 51 | 46 | | 52 | | | 52 | |
| **1:00 PM** | | 48 | 40 | 52 | | 47 | | | 47 | |
| **1:15 PM** | | 50 | 46 | 50 | | 49 | | | 49 | |
| **1:30 PM** | | 55 | 54 | 40 | | 50 | | | 50 | |
| **1:45 PM** | | 53 | 54 | 45 | | 51 | | | 51 | |
| **2:00 PM** | | 44 | 52 | 54 | | 50 | | | 50 | |
| **2:15 PM** | | 58 | 49 | 49 | | 52 | | | 52 | |
| **2:30 PM** | | 64 | 63 | 54 | | **60** | | | **60** | |
| **2:45 PM** | | 53 | 48 | 58 | | 53 | | | 53 | |
| **3:00 PM** | | 60 | 58 | 60 | | 59 | | | 59 | |
| **3:15 PM** | | 51 | 48 | 54 | | 51 | | | 51 | |
| **3:30 PM** | | **68** | 52 | 40 | | 53 | | | 53 | |
| **3:45 PM** | | 49 | **64** | 62 | | 58 | | | 58 | |
| **4:00 PM** | | 58 | 52 | 58 | | 56 | | | 56 | |
| **4:15 PM** | | 55 | 50 | 56 | | 54 | | | 54 | |
| **4:30 PM** | | 68 | 42 | 60 | | 57 | | | 57 | |
| **4:45 PM** | | 48 | 48 | **67** | | 54 | | | 54 | |
| **5:00 PM** | | 44 | 48 | 60 | | 51 | | | 51 | |
| **5:15 PM** | | 48 | 50 | 50 | | 49 | | | 49 | |
| **5:30 PM** | | 42 | 52 | 52 | | 49 | | | 49 | |
| **5:45 PM** | | 38 | 54 | 52 | | 48 | | | 48 | |
| **Day Total** | | | | | | | | | | |
| % Weekday Average | | | | | | | | | | |
| % Week Average | | | | | | | | | | |
| AM Peak Volume | | | | | | | | | | |
| PM Peak Volume | | | | | | | | | | |

*Comments:*



SOURCE: Premiere Design Solutions, Inc. (www.pds-eng.com) 954-237-7850

**LOCATION:** 1(WA) SW 128th St W of South Dixie Hwy
**SPECIFIC LOCATION:** 1(WA) SW 128th St W of South Dixie Hwy
**CITY/STATE:** Unincorporated Miami-Dade County, FL

**PDS JOB #:** 14702304
**DIRECTION:** EB
**DATE:** May 22 2018 - May 24 2018

| Start Time | Mon | Tue 22-May-18 | Wed 23-May-18 | Thu 24-May-18 | Fri | Average Weekday Hourly Traffic | Sat | Sun | Average Week Hourly Traffic | Average Week Profile |
|---|---|---|---|---|---|---|---|---|---|---|
| **6:00 PM** | | 50 | 63 | 54 | | 56 | | | 56 | |
| **6:15 PM** | | 44 | 46 | 56 | | 49 | | | 49 | |
| **6:30 PM** | | 40 | 50 | 42 | | 44 | | | 44 | |
| **6:45 PM** | | 38 | 42 | 37 | | 39 | | | 39 | |
| **7:00 PM** | | 43 | 40 | 42 | | 42 | | | 42 | |
| **7:15 PM** | | 31 | 33 | 36 | | 33 | | | 33 | |
| **7:30 PM** | | 38 | 40 | 26 | | 35 | | | 35 | |
| **7:45 PM** | | 31 | 34 | 33 | | 33 | | | 33 | |
| **8:00 PM** | | 40 | 30 | 32 | | 34 | | | 34 | |
| **8:15 PM** | | 27 | 20 | 20 | | 22 | | | 22 | |
| **8:30 PM** | | 24 | 28 | 22 | | 25 | | | 25 | |
| **8:45 PM** | | 22 | 18 | 31 | | 24 | | | 24 | |
| **9:00 PM** | | 28 | 34 | 16 | | 26 | | | 26 | |
| **9:15 PM** | | 16 | 11 | 22 | | 16 | | | 16 | |
| **9:30 PM** | | 16 | 12 | 15 | | 14 | | | 14 | |
| **9:45 PM** | | 14 | 11 | 16 | | 14 | | | 14 | |
| **10:00 PM** | | 14 | 16 | 14 | | 15 | | | 15 | |
| **10:15 PM** | | 14 | 12 | 17 | | 14 | | | 14 | |
| **10:30 PM** | | 4 | 10 | 12 | | 9 | | | 9 | |
| **10:45 PM** | | 13 | 9 | 9 | | 10 | | | 10 | |
| **11:00 PM** | | 4 | 6 | 8 | | 6 | | | 6 | |
| **11:15 PM** | | 12 | 8 | 7 | | 9 | | | 9 | |
| **11:30 PM** | | 8 | 4 | 6 | | 6 | | | 6 | |
| **11:45 PM** | | 6 | 6 | 3 | | 5 | | | 5 | |
| **Day Total** | | 3010 | 3018 | 3046 | | 3027 | | | 3027 | |
| % Weekday Average | | 99.4% | 99.7% | 100.6% | | | | | | |
| % Week Average | | 99.4% | 99.7% | 100.6% | | 100.0% | | | | |
| AM Peak | | 8:30 AM | 8:45 AM | 8:15 AM | | 8:45 AM | | | 8:45 AM | |
| Volume | | 64 | 72 | 63 | | 62 | | | 62 | |
| PM Peak | | 3:30 PM | 3:45 PM | 4:45 PM | | 2:30 PM | | | 2:30 PM | |
| Volume | | 68 | 64 | 67 | | 60 | | | 60 | |

*Comments:*



SOURCE: Premiere Design Solutions, Inc. (www.pds-eng.com) 954-237-7850

**LOCATION:** 1(WA) SW 128th St W of South Dixie Hwy
**SPECIFIC LOCATION:** 1(WA) SW 128th St W of South Dixie Hwy
**CITY/STATE:** Unincorporated Miami-Dade County, FL

**PDS JOB #:** 14702304
**DIRECTION:** WB
**DATE:** May 22 2018 - May 24 2018

| Start Time | Mon | Tue 22-May-18 | Wed 23-May-18 | Thu 24-May-18 | Fri | Average Weekday Hourly Traffic | Sat | Sun | Average Week Hourly Traffic | Average Week Profile |
|---|---|---|---|---|---|---|---|---|---|---|
| 12:00 AM | | 4 | 7 | 4 | | 5 | | | 5 | |
| 12:15 AM | | 8 | 10 | 9 | | 9 | | | 9 | |
| 12:30 AM | | 5 | 8 | 6 | | 6 | | | 6 | |
| 12:45 AM | | 4 | 2 | 7 | | 4 | | | 4 | |
| 1:00 AM | | 3 | 4 | 4 | | 4 | | | 4 | |
| 1:15 AM | | 4 | 1 | 5 | | 3 | | | 3 | |
| 1:30 AM | | 3 | 3 | 4 | | 3 | | | 3 | |
| 1:45 AM | | 1 | 2 | 3 | | 2 | | | 2 | |
| 2:00 AM | | 1 | 2 | 1 | | 1 | | | 1 | |
| 2:15 AM | | 2 | 2 | 7 | | 4 | | | 4 | |
| 2:30 AM | | 2 | 4 | 1 | | 2 | | | 2 | |
| 2:45 AM | | 2 | 2 | 3 | | 2 | | | 2 | |
| 3:00 AM | | 2 | 1 | 6 | | 3 | | | 3 | |
| 3:15 AM | | 2 | 2 | 4 | | 3 | | | 3 | |
| 3:30 AM | | 1 | 2 | 2 | | 2 | | | 2 | |
| 3:45 AM | | 0 | 2 | 0 | | 1 | | | 1 | |
| 4:00 AM | | 3 | 4 | 1 | | 3 | | | 3 | |
| 4:15 AM | | 3 | 2 | 1 | | 2 | | | 2 | |
| 4:30 AM | | 4 | 1 | 4 | | 3 | | | 3 | |
| 4:45 AM | | 2 | 4 | 3 | | 3 | | | 3 | |
| 5:00 AM | | 7 | 7 | 4 | | 6 | | | 6 | |
| 5:15 AM | | 2 | 1 | 3 | | 2 | | | 2 | |
| 5:30 AM | | 10 | 12 | 8 | | 10 | | | 10 | |
| 5:45 AM | | 12 | 11 | 8 | | 10 | | | 10 | |
| **Day Total** | | | | | | | | | | |
| % Weekday Average | | | | | | | | | | |
| % Week Average | | | | | | | | | | |
| AM Peak Volume | | | | | | | | | | |
| PM Peak Volume | | | | | | | | | | |

*Comments:*



SOURCE: Premiere Design Solutions, Inc. (www.pds-eng.com) 954-237-7850

**LOCATION:** 1(WA) SW 128th St W of South Dixie Hwy
**SPECIFIC LOCATION:** 1(WA) SW 128th St W of South Dixie Hwy
**CITY/STATE:** Unincorporated Miami-Dade County, FL

**PDS JOB #:** 14702304
**DIRECTION:** WB
**DATE:** May 22 2018 - May 24 2018

| Start Time | Mon | Tue 22-May-18 | Wed 23-May-18 | Thu 24-May-18 | Fri | Average Weekday Hourly Traffic | Sat | Sun | Average Week Hourly Traffic | Average Week Profile |
|---|---|---|---|---|---|---|---|---|---|---|
| **6:00 AM** | | 13 | 14 | 14 | | 14 | | | 14 | |
| **6:15 AM** | | 22 | 19 | 23 | | 21 | | | 21 | |
| **6:30 AM** | | 26 | 20 | 26 | | 24 | | | 24 | |
| **6:45 AM** | | 36 | 31 | 44 | | 37 | | | 37 | |
| **7:00 AM** | | 39 | 40 | 37 | | 39 | | | 39 | |
| **7:15 AM** | | 36 | 40 | 50 | | 42 | | | 42 | |
| **7:30 AM** | | 38 | 45 | 42 | | 42 | | | 42 | |
| **7:45 AM** | | 44 | 37 | 42 | | 41 | | | 41 | |
| **8:00 AM** | | 52 | 40 | 47 | | 46 | | | 46 | |
| **8:15 AM** | | 58 | 52 | 62 | | 57 | | | 57 | |
| **8:30 AM** | | **69** | 44 | 46 | | 53 | | | 53 | |
| **8:45 AM** | | 54 | **64** | 60 | | 59 | | | 59 | |
| **9:00 AM** | | 58 | 58 | 59 | | 58 | | | 58 | |
| **9:15 AM** | | 59 | 63 | 48 | | 57 | | | 57 | |
| **9:30 AM** | | 68 | 48 | 55 | | 57 | | | 57 | |
| **9:45 AM** | | 66 | 38 | 48 | | 51 | | | 51 | |
| **10:00 AM** | | 36 | 51 | 62 | | 50 | | | 50 | |
| **10:15 AM** | | 56 | 38 | 55 | | 50 | | | 50 | |
| **10:30 AM** | | 47 | 47 | 46 | | 47 | | | 47 | |
| **10:45 AM** | | 50 | 46 | **70** | | 55 | | | 55 | |
| **11:00 AM** | | 43 | 38 | 52 | | 44 | | | 44 | |
| **11:15 AM** | | 46 | 61 | 59 | | 55 | | | 55 | |
| **11:30 AM** | | 60 | 54 | 52 | | 55 | | | 55 | |
| **11:45 AM** | | 57 | 59 | 70 | | **62** | | | **62** | |
| **Day Total** | | | | | | | | | | |
| % Weekday Average | | | | | | | | | | |
| % Week Average | | | | | | | | | | |
| AM Peak Volume | | | | | | | | | | |
| PM Peak Volume | | | | | | | | | | |

*Comments:*



SOURCE: Premiere Design Solutions, Inc. (www.pds-eng.com) 954-237-7850

**LOCATION:** 1(WA) SW 128th St W of South Dixie Hwy
**SPECIFIC LOCATION:** 1(WA) SW 128th St W of South Dixie Hwy
**CITY/STATE:** Unincorporated Miami-Dade County, FL

**PDS JOB #:** 14702304
**DIRECTION:** WB
**DATE:** May 22 2018 - May 24 2018

| Start Time | Mon | Tue 22-May-18 | Wed 23-May-18 | Thu 24-May-18 | Fri | Average Weekday Hourly Traffic | Sat | Sun | Average Week Hourly Traffic | Average Week Profile |
|---|---|---|---|---|---|---|---|---|---|---|
| **12:00 PM** | | 64 | 62 | 64 | | 63 | | | 63 | |
| **12:15 PM** | | 66 | 74 | 84 | | 75 | | | 75 | |
| **12:30 PM** | | 62 | 72 | 68 | | 67 | | | 67 | |
| **12:45 PM** | | 74 | 71 | 66 | | 70 | | | 70 | |
| **1:00 PM** | | 69 | 86 | 70 | | 75 | | | 75 | |
| **1:15 PM** | | 69 | 82 | 82 | | 78 | | | 78 | |
| **1:30 PM** | | 72 | 66 | 89 | | 76 | | | 76 | |
| **1:45 PM** | | 60 | 79 | **97** | | 79 | | | 79 | |
| **2:00 PM** | | 72 | **100** | 77 | | 83 | | | 83 | |
| **2:15 PM** | | **93** | 84 | 88 | | 88 | | | 88 | |
| **2:30 PM** | | 85 | 96 | 92 | | **91** | | | **91** | |
| **2:45 PM** | | 93 | 86 | 72 | | 84 | | | 84 | |
| **3:00 PM** | | 90 | 72 | 76 | | 79 | | | 79 | |
| **3:15 PM** | | 76 | 66 | 84 | | 75 | | | 75 | |
| **3:30 PM** | | 78 | 64 | 70 | | 71 | | | 71 | |
| **3:45 PM** | | 71 | 86 | 70 | | 76 | | | 76 | |
| **4:00 PM** | | 74 | 76 | 80 | | 77 | | | 77 | |
| **4:15 PM** | | 80 | 71 | 64 | | 72 | | | 72 | |
| **4:30 PM** | | 72 | 82 | 61 | | 72 | | | 72 | |
| **4:45 PM** | | 66 | 79 | 56 | | 67 | | | 67 | |
| **5:00 PM** | | 66 | 57 | 44 | | 56 | | | 56 | |
| **5:15 PM** | | 67 | 76 | 62 | | 68 | | | 68 | |
| **5:30 PM** | | 61 | 62 | 64 | | 62 | | | 62 | |
| **5:45 PM** | | 66 | 72 | 50 | | 63 | | | 63 | |
| **Day Total** | | | | | | | | | | |
| % Weekday Average | | | | | | | | | | |
| % Week Average | | | | | | | | | | |
| AM Peak Volume | | | | | | | | | | |
| PM Peak Volume | | | | | | | | | | |

*Comments:*



SOURCE: Premiere Design Solutions, Inc. (www.pds-eng.com) 954-237-7850

**LOCATION:** 1(WA) SW 128th St W of South Dixie Hwy
**SPECIFIC LOCATION:** 1(WA) SW 128th St W of South Dixie Hwy
**CITY/STATE:** Unincorporated Miami-Dade County, FL

**PDS JOB #:** 14702304
**DIRECTION:** WB
**DATE:** May 22 2018 - May 24 2018

| Start Time | Mon | Tue 22-May-18 | Wed 23-May-18 | Thu 24-May-18 | Fri | Average Weekday Hourly Traffic | Sat | Sun | Average Week Hourly Traffic | Average Week Profile |
|---|---|---|---|---|---|---|---|---|---|---|
| **6:00 PM** | | 52 | 58 | 56 | | 55 | | | 55 | |
| **6:15 PM** | | 54 | 66 | 50 | | 57 | | | 57 | |
| **6:30 PM** | | 60 | 59 | 52 | | 57 | | | 57 | |
| **6:45 PM** | | 47 | 42 | 51 | | 47 | | | 47 | |
| **7:00 PM** | | 57 | 62 | 51 | | 57 | | | 57 | |
| **7:15 PM** | | 62 | 54 | 46 | | 54 | | | 54 | |
| **7:30 PM** | | 49 | 54 | 52 | | 52 | | | 52 | |
| **7:45 PM** | | 54 | 46 | 59 | | 53 | | | 53 | |
| **8:00 PM** | | 46 | 70 | 40 | | 52 | | | 52 | |
| **8:15 PM** | | 37 | 56 | 46 | | 46 | | | 46 | |
| **8:30 PM** | | 36 | 49 | 37 | | 41 | | | 41 | |
| **8:45 PM** | | 36 | 44 | 47 | | 42 | | | 42 | |
| **9:00 PM** | | 31 | 33 | 40 | | 35 | | | 35 | |
| **9:15 PM** | | 31 | 32 | 34 | | 32 | | | 32 | |
| **9:30 PM** | | 32 | 25 | 27 | | 28 | | | 28 | |
| **9:45 PM** | | 30 | 24 | 36 | | 30 | | | 30 | |
| **10:00 PM** | | 22 | 24 | 25 | | 24 | | | 24 | |
| **10:15 PM** | | 22 | 22 | 11 | | 18 | | | 18 | |
| **10:30 PM** | | 8 | 8 | 23 | | 13 | | | 13 | |
| **10:45 PM** | | 12 | 18 | 19 | | 16 | | | 16 | |
| **11:00 PM** | | 12 | 7 | 12 | | 10 | | | 10 | |
| **11:15 PM** | | 6 | 3 | 18 | | 9 | | | 9 | |
| **11:30 PM** | | 11 | 9 | 8 | | 9 | | | 9 | |
| **11:45 PM** | | 8 | 10 | 12 | | 10 | | | 10 | |
| **Day Total** | | 3781 | 3839 | 3849 | | 3823 | | | 3823 | |
| % Weekday Average | | 98.9% | 100.4% | 100.7% | | | | | | |
| % Week Average | | 98.9% | 100.4% | 100.7% | | 100.0% | | | | |
| AM Peak Volume | | 8:30 AM<br>69 | 8:45 AM<br>64 | 10:45 AM<br>70 | | 11:45 AM<br>62 | | | 11:45 AM<br>62 | |
| PM Peak Volume | | 2:15 PM<br>93 | 2:00 PM<br>100 | 1:45 PM<br>97 | | 2:30 PM<br>91 | | | 2:30 PM<br>91 | |

*Comments:*



SOURCE: Premiere Design Solutions, Inc. (www.pds-eng.com) 954-237-7850

**LOCATION:** 1(WA) SW 128th St W of South Dixie Hwy
**SPECIFIC LOCATION:** 1(WA) SW 128th St W of South Dixie Hwy
**CITY/STATE:** Unincorporated Miami-Dade County, FL

**PDS JOB #:** 14702304
**DIRECTION:** EB/WB
**DATE:** May 22 2018 - May 24 2018

| Start Time | Mon | Tue 22-May-18 | Wed 23-May-18 | Thu 24-May-18 | Fri | Average Weekday Hourly Traffic | Sat | Sun | Average Week Hourly Traffic | Average Week Profile |
|---|---|---|---|---|---|---|---|---|---|---|
| **12:00 AM** | | 8 | 10 | 11 | | 10 | | | 10 | |
| **12:15 AM** | | 10 | 13 | 13 | | 12 | | | 12 | |
| **12:30 AM** | | 11 | 8 | 9 | | 9 | | | 9 | |
| **12:45 AM** | | 6 | 7 | 11 | | 8 | | | 8 | |
| **1:00 AM** | | 3 | 8 | 6 | | 6 | | | 6 | |
| **1:15 AM** | | 5 | 2 | 5 | | 4 | | | 4 | |
| **1:30 AM** | | 7 | 5 | 8 | | 7 | | | 7 | |
| **1:45 AM** | | 1 | 2 | 5 | | 3 | | | 3 | |
| **2:00 AM** | | 2 | 8 | 4 | | 5 | | | 5 | |
| **2:15 AM** | | 3 | 5 | 9 | | 6 | | | 6 | |
| **2:30 AM** | | 2 | 6 | 2 | | 3 | | | 3 | |
| **2:45 AM** | | 3 | 6 | 6 | | 5 | | | 5 | |
| **3:00 AM** | | 5 | 1 | 9 | | 5 | | | 5 | |
| **3:15 AM** | | 3 | 3 | 5 | | 4 | | | 4 | |
| **3:30 AM** | | 5 | 3 | 4 | | 4 | | | 4 | |
| **3:45 AM** | | 2 | 5 | 4 | | 4 | | | 4 | |
| **4:00 AM** | | 4 | 10 | 2 | | 5 | | | 5 | |
| **4:15 AM** | | 3 | 4 | 3 | | 3 | | | 3 | |
| **4:30 AM** | | 6 | 1 | 6 | | 4 | | | 4 | |
| **4:45 AM** | | 4 | 6 | 5 | | 5 | | | 5 | |
| **5:00 AM** | | 10 | 12 | 8 | | 10 | | | 10 | |
| **5:15 AM** | | 6 | 5 | 8 | | 6 | | | 6 | |
| **5:30 AM** | | 19 | 21 | 13 | | 18 | | | 18 | |
| **5:45 AM** | | 25 | 26 | 26 | | 26 | | | 26 | |
| **Day Total** | | | | | | | | | | |
| % Weekday Average | | | | | | | | | | |
| % Week Average | | | | | | | | | | |
| AM Peak Volume | | | | | | | | | | |
| PM Peak Volume | | | | | | | | | | |

*Comments:*



SOURCE: Premiere Design Solutions, Inc. (www.pds-eng.com) 954-237-7850

**LOCATION:** 1(WA) SW 128th St W of South Dixie Hwy
**SPECIFIC LOCATION:** 1(WA) SW 128th St W of South Dixie Hwy
**CITY/STATE:** Unincorporated Miami-Dade County, FL

**PDS JOB #:** 14702304
**DIRECTION:** EB/WB
**DATE:** May 22 2018 - May 24 2018

| Start Time | Mon | Tue 22-May-18 | Wed 23-May-18 | Thu 24-May-18 | Fri | Average Weekday Hourly Traffic | Sat | Sun | Average Week Hourly Traffic | Average Week Profile |
|---|---|---|---|---|---|---|---|---|---|---|
| **6:00 AM** | | 31 | 35 | 26 | | 31 | | | 31 | |
| **6:15 AM** | | 45 | 33 | 45 | | 41 | | | 41 | |
| **6:30 AM** | | 52 | 56 | 72 | | 60 | | | 60 | |
| **6:45 AM** | | 82 | 72 | 87 | | 80 | | | 80 | |
| **7:00 AM** | | 96 | 91 | 85 | | 91 | | | 91 | |
| **7:15 AM** | | 74 | 82 | 91 | | 82 | | | 82 | |
| **7:30 AM** | | 96 | 95 | 99 | | 97 | | | 97 | |
| **7:45 AM** | | 91 | 93 | 91 | | 92 | | | 92 | |
| **8:00 AM** | | 99 | 85 | 101 | | 95 | | | 95 | |
| **8:15 AM** | | 110 | 106 | **125** | | 114 | | | 114 | |
| **8:30 AM** | | **133** | 104 | 102 | | 113 | | | 113 | |
| **8:45 AM** | | 110 | **136** | 118 | | **121** | | | **121** | |
| **9:00 AM** | | 103 | 102 | 99 | | 101 | | | 101 | |
| **9:15 AM** | | 107 | 115 | 85 | | 102 | | | 102 | |
| **9:30 AM** | | 115 | 102 | 95 | | 104 | | | 104 | |
| **9:45 AM** | | 126 | 88 | 100 | | 105 | | | 105 | |
| **10:00 AM** | | 84 | 91 | 114 | | 96 | | | 96 | |
| **10:15 AM** | | 98 | 93 | 106 | | 99 | | | 99 | |
| **10:30 AM** | | 101 | 85 | 94 | | 93 | | | 93 | |
| **10:45 AM** | | 90 | 98 | 123 | | 104 | | | 104 | |
| **11:00 AM** | | 79 | 75 | 108 | | 87 | | | 87 | |
| **11:15 AM** | | 102 | 108 | 97 | | 102 | | | 102 | |
| **11:30 AM** | | 118 | 110 | 106 | | 111 | | | 111 | |
| **11:45 AM** | | 103 | 117 | 117 | | 112 | | | 112 | |
| **Day Total** | | | | | | | | | | |
| % Weekday Average | | | | | | | | | | |
| % Week Average | | | | | | | | | | |
| AM Peak Volume | | | | | | | | | | |
| PM Peak Volume | | | | | | | | | | |

*Comments:*



SOURCE: Premiere Design Solutions, Inc. (www.pds-eng.com) 954-237-7850

**LOCATION:** 1(WA) SW 128th St W of South Dixie Hwy
**SPECIFIC LOCATION:** 1(WA) SW 128th St W of South Dixie Hwy
**CITY/STATE:** Unincorporated Miami-Dade County, FL

**PDS JOB #:** 14702304
**DIRECTION:** EB/WB
**DATE:** May 22 2018 - May 24 2018

| Start Time | Mon | Tue 22-May-18 | Wed 23-May-18 | Thu 24-May-18 | Fri | Average Weekday Hourly Traffic | Sat | Sun | Average Week Hourly Traffic | Average Week Profile |
|---|---|---|---|---|---|---|---|---|---|---|
| **12:00 PM** | | 99 | 116 | 122 | | 112 | | | 112 | |
| **12:15 PM** | | 120 | 126 | 130 | | 125 | | | 125 | |
| **12:30 PM** | | 114 | 120 | 114 | | 116 | | | 116 | |
| **12:45 PM** | | 134 | 122 | 112 | | 123 | | | 123 | |
| **1:00 PM** | | 117 | 126 | 122 | | 122 | | | 122 | |
| **1:15 PM** | | 119 | 128 | 132 | | 126 | | | 126 | |
| **1:30 PM** | | 127 | 120 | 129 | | 125 | | | 125 | |
| **1:45 PM** | | 113 | 133 | 142 | | 129 | | | 129 | |
| **2:00 PM** | | 116 | 152 | 131 | | 133 | | | 133 | |
| **2:15 PM** | | **151** | 133 | 137 | | 140 | | | 140 | |
| **2:30 PM** | | 149 | **159** | **146** | | **151** | | | **151** | |
| **2:45 PM** | | 146 | 134 | 130 | | 137 | | | 137 | |
| **3:00 PM** | | 150 | 130 | 136 | | 139 | | | 139 | |
| **3:15 PM** | | 127 | 114 | 138 | | 126 | | | 126 | |
| **3:30 PM** | | 146 | 116 | 110 | | 124 | | | 124 | |
| **3:45 PM** | | 120 | 150 | 132 | | 134 | | | 134 | |
| **4:00 PM** | | 132 | 128 | 138 | | 133 | | | 133 | |
| **4:15 PM** | | 135 | 121 | 120 | | 125 | | | 125 | |
| **4:30 PM** | | 140 | 124 | 121 | | 128 | | | 128 | |
| **4:45 PM** | | 114 | 127 | 123 | | 121 | | | 121 | |
| **5:00 PM** | | 110 | 105 | 104 | | 106 | | | 106 | |
| **5:15 PM** | | 115 | 126 | 112 | | 118 | | | 118 | |
| **5:30 PM** | | 103 | 114 | 116 | | 111 | | | 111 | |
| **5:45 PM** | | 104 | 126 | 102 | | 111 | | | 111 | |
| **Day Total** | | | | | | | | | | |
| % Weekday Average | | | | | | | | | | |
| % Week Average | | | | | | | | | | |
| AM Peak Volume | | | | | | | | | | |
| PM Peak Volume | | | | | | | | | | |

*Comments:*



SOURCE: Premiere Design Solutions, Inc. (www.pds-eng.com) 954-237-7850

**LOCATION:** 1(WA) SW 128th St W of South Dixie Hwy
**SPECIFIC LOCATION:** 1(WA) SW 128th St W of South Dixie Hwy
**CITY/STATE:** Unincorporated Miami-Dade County, FL

**PDS JOB #:** 14702304
**DIRECTION:** EB/WB
**DATE:** May 22 2018 - May 24 2018

| Start Time | Mon | Tue 22-May-18 | Wed 23-May-18 | Thu 24-May-18 | Fri | Average Weekday Hourly Traffic | Sat | Sun | Average Week Hourly Traffic | Average Week Profile |
|---|---|---|---|---|---|---|---|---|---|---|
| **6:00 PM** | | 102 | 121 | 110 | | 111 | | | 111 | |
| **6:15 PM** | | 98 | 112 | 106 | | 105 | | | 105 | |
| **6:30 PM** | | 100 | 109 | 94 | | 101 | | | 101 | |
| **6:45 PM** | | 85 | 84 | 88 | | 86 | | | 86 | |
| **7:00 PM** | | 100 | 102 | 93 | | 98 | | | 98 | |
| **7:15 PM** | | 93 | 87 | 82 | | 87 | | | 87 | |
| **7:30 PM** | | 87 | 94 | 78 | | 86 | | | 86 | |
| **7:45 PM** | | 85 | 80 | 92 | | 86 | | | 86 | |
| **8:00 PM** | | 86 | 100 | 72 | | 86 | | | 86 | |
| **8:15 PM** | | 64 | 76 | 66 | | 69 | | | 69 | |
| **8:30 PM** | | 60 | 77 | 59 | | 65 | | | 65 | |
| **8:45 PM** | | 58 | 62 | 78 | | 66 | | | 66 | |
| **9:00 PM** | | 59 | 67 | 56 | | 61 | | | 61 | |
| **9:15 PM** | | 47 | 43 | 56 | | 49 | | | 49 | |
| **9:30 PM** | | 48 | 37 | 42 | | 42 | | | 42 | |
| **9:45 PM** | | 44 | 35 | 52 | | 44 | | | 44 | |
| **10:00 PM** | | 36 | 40 | 39 | | 38 | | | 38 | |
| **10:15 PM** | | 36 | 34 | 28 | | 33 | | | 33 | |
| **10:30 PM** | | 12 | 18 | 35 | | 22 | | | 22 | |
| **10:45 PM** | | 25 | 27 | 28 | | 27 | | | 27 | |
| **11:00 PM** | | 16 | 13 | 20 | | 16 | | | 16 | |
| **11:15 PM** | | 18 | 11 | 25 | | 18 | | | 18 | |
| **11:30 PM** | | 19 | 13 | 14 | | 15 | | | 15 | |
| **11:45 PM** | | 14 | 16 | 15 | | 15 | | | 15 | |
| **Day Total** | | 6791 | 6857 | 6895 | | 6846 | | | 6846 | |
| % Weekday Average | | 99.2% | 100.2% | 100.7% | | | | | | |
| % Week Average | | 99.2% | 100.2% | 100.7% | | 100.0% | | | | |
| AM Peak Volume | | 8:30 AM 133 | 8:45 AM 136 | 8:15 AM 125 | | 8:45 AM 121 | | | 8:45 AM 121 | |
| PM Peak Volume | | 2:15 PM 151 | 2:30 PM 159 | 2:30 PM 146 | | 2:30 PM 151 | | | 2:30 PM 151 | |

*Comments:*



SOURCE: Premiere Design Solutions, Inc. (www.pds-eng.com) 954-237-7850

**LOCATION:** 4(NA) South Dixie Hwy N of SW 136th St

**SPECIFIC LOCATION:** 4(NA) South Dixie Hwy N of SW 136th St

**CITY/STATE:** Pinecrest, FL

**PDS JOB #:** 14702305

**DIRECTION:** NB

**DATE:** Jun 05 2018 - Jun 07 2018

| Start Time | Mon | Tue 05-Jun-18 | Wed 06-Jun-18 | Thu 07-Jun-18 | Fri | Average Weekday Hourly Traffic | Sat | Sun | Average Week Hourly Traffic | Average Week Profile |
|---|---|---|---|---|---|---|---|---|---|---|
| **12:00 AM** | | 98 | 83 | 96 | | 92 | | | 92 | |
| **12:15 AM** | | 107 | 78 | 68 | | 84 | | | 84 | |
| **12:30 AM** | | 81 | 60 | 64 | | 68 | | | 68 | |
| **12:45 AM** | | 66 | 48 | 71 | | 62 | | | 62 | |
| **1:00 AM** | | 57 | 50 | 52 | | 53 | | | 53 | |
| **1:15 AM** | | 63 | 42 | 45 | | 50 | | | 50 | |
| **1:30 AM** | | 48 | 58 | 49 | | 52 | | | 52 | |
| **1:45 AM** | | 40 | 46 | 50 | | 45 | | | 45 | |
| **2:00 AM** | | 51 | 53 | 56 | | 53 | | | 53 | |
| **2:15 AM** | | 42 | 51 | 57 | | 50 | | | 50 | |
| **2:30 AM** | | 44 | 46 | 42 | | 44 | | | 44 | |
| **2:45 AM** | | 40 | 44 | 55 | | 46 | | | 46 | |
| **3:00 AM** | | 34 | 53 | 46 | | 44 | | | 44 | |
| **3:15 AM** | | 81 | 59 | 73 | | 71 | | | 71 | |
| **3:30 AM** | | 66 | 66 | 76 | | 69 | | | 69 | |
| **3:45 AM** | | 63 | 82 | 76 | | 74 | | | 74 | |
| **4:00 AM** | | 87 | 102 | 90 | | 93 | | | 93 | |
| **4:15 AM** | | 139 | 146 | 128 | | 138 | | | 138 | |
| **4:30 AM** | | 186 | 182 | 200 | | 189 | | | 189 | |
| **4:45 AM** | | 241 | 248 | 240 | | 243 | | | 243 | |
| **5:00 AM** | | 292 | 362 | 327 | | 327 | | | 327 | |
| **5:15 AM** | | 437 | 444 | 404 | | 428 | | | 428 | |
| **5:30 AM** | | 537 | 600 | 562 | | 566 | | | 566 | |
| **5:45 AM** | | 545 | 554 | 532 | | 544 | | | 544 | |
| **Day Total** | | | | | | | | | | |
| % Weekday Average | | | | | | | | | | |
| % Week Average | | | | | | | | | | |
| AM Peak Volume | | | | | | | | | | |
| PM Peak Volume | | | | | | | | | | |

*Comments:*



SOURCE: Premiere Design Solutions, Inc. (www.pds-eng.com) 954-237-7850

**LOCATION:** 4(NA) South Dixie Hwy N of SW 136th St
**SPECIFIC LOCATION:** 4(NA) South Dixie Hwy N of SW 136th St
**CITY/STATE:** Pinecrest, FL

**PDS JOB #:** 14702305
**DIRECTION:** NB
**DATE:** Jun 05 2018 - Jun 07 2018

| Start Time | Mon | Tue 05-Jun-18 | Wed 06-Jun-18 | Thu 07-Jun-18 | Fri | Average Weekday Hourly Traffic | Sat | Sun | Average Week Hourly Traffic | Average Week Profile |
|---|---|---|---|---|---|---|---|---|---|---|
| **6:00 AM** | | **694** | 351 | 669 | | 571 | | | 571 | |
| **6:15 AM** | | 629 | 394 | 576 | | 533 | | | 533 | |
| **6:30 AM** | | 668 | 548 | 726 | | 647 | | | 647 | |
| **6:45 AM** | | 540 | 572 | 626 | | 579 | | | 579 | |
| **7:00 AM** | | 362 | 666 | **738** | | 589 | | | 589 | |
| **7:15 AM** | | 382 | 564 | 571 | | 506 | | | 506 | |
| **7:30 AM** | | 518 | 634 | 657 | | 603 | | | 603 | |
| **7:45 AM** | | 462 | 564 | 598 | | 541 | | | 541 | |
| **8:00 AM** | | 548 | 666 | 618 | | 611 | | | 611 | |
| **8:15 AM** | | 548 | 594 | 603 | | 582 | | | 582 | |
| **8:30 AM** | | 640 | **678** | 646 | | **655** | | | **655** | |
| **8:45 AM** | | 548 | 556 | 582 | | 562 | | | 562 | |
| **9:00 AM** | | 590 | 518 | 568 | | 559 | | | 559 | |
| **9:15 AM** | | 459 | 509 | 508 | | 492 | | | 492 | |
| **9:30 AM** | | 497 | 450 | 430 | | 459 | | | 459 | |
| **9:45 AM** | | 430 | 409 | 433 | | 424 | | | 424 | |
| **10:00 AM** | | 462 | 402 | 427 | | 430 | | | 430 | |
| **10:15 AM** | | 444 | 448 | 452 | | 448 | | | 448 | |
| **10:30 AM** | | 428 | 418 | 410 | | 419 | | | 419 | |
| **10:45 AM** | | 468 | 468 | 454 | | 463 | | | 463 | |
| **11:00 AM** | | 436 | 455 | 459 | | 450 | | | 450 | |
| **11:15 AM** | | 432 | 424 | 394 | | 417 | | | 417 | |
| **11:30 AM** | | 470 | 478 | 448 | | 465 | | | 465 | |
| **11:45 AM** | | 422 | 456 | 458 | | 445 | | | 445 | |
| **Day Total** | | | | | | | | | | |
| % Weekday Average | | | | | | | | | | |
| % Week Average | | | | | | | | | | |
| AM Peak Volume | | | | | | | | | | |
| PM Peak Volume | | | | | | | | | | |

*Comments:*



SOURCE: Premiere Design Solutions, Inc. (www.pds-eng.com) 954-237-7850

**LOCATION:** 4(NA) South Dixie Hwy N of SW 136th St
**SPECIFIC LOCATION:** 4(NA) South Dixie Hwy N of SW 136th St
**CITY/STATE:** Pinecrest, FL

**PDS JOB #:** 14702305
**DIRECTION:** NB
**DATE:** Jun 05 2018 - Jun 07 2018

| Start Time | Mon | Tue 05-Jun-18 | Wed 06-Jun-18 | Thu 07-Jun-18 | Fri | Average Weekday Hourly Traffic | Sat | Sun | Average Week Hourly Traffic | Average Week Profile |
|---|---|---|---|---|---|---|---|---|---|---|
| **12:00 PM** | | 446 | **476** | **464** | | 462 | | | 462 | |
| **12:15 PM** | | 454 | 456 | 426 | | 445 | | | 445 | |
| **12:30 PM** | | 447 | 474 | 460 | | 460 | | | 460 | |
| **12:45 PM** | | 472 | 448 | 443 | | 454 | | | 454 | |
| **1:00 PM** | | 404 | 424 | 381 | | 403 | | | 403 | |
| **1:15 PM** | | 464 | 471 | 436 | | 457 | | | 457 | |
| **1:30 PM** | | 444 | 466 | 447 | | 452 | | | 452 | |
| **1:45 PM** | | 444 | 440 | 372 | | 419 | | | 419 | |
| **2:00 PM** | | 469 | 470 | 411 | | 450 | | | 450 | |
| **2:15 PM** | | 438 | 418 | 398 | | 418 | | | 418 | |
| **2:30 PM** | | **506** | 465 | 430 | | **467** | | | **467** | |
| **2:45 PM** | | 411 | 458 | 428 | | 432 | | | 432 | |
| **3:00 PM** | | 460 | 431 | 438 | | 443 | | | 443 | |
| **3:15 PM** | | 450 | 427 | 464 | | 447 | | | 447 | |
| **3:30 PM** | | 470 | 408 | 443 | | 440 | | | 440 | |
| **3:45 PM** | | 434 | 444 | 410 | | 429 | | | 429 | |
| **4:00 PM** | | 430 | 397 | 436 | | 421 | | | 421 | |
| **4:15 PM** | | 430 | 416 | 351 | | 399 | | | 399 | |
| **4:30 PM** | | 368 | 393 | 340 | | 367 | | | 367 | |
| **4:45 PM** | | 367 | 406 | 406 | | 393 | | | 393 | |
| **5:00 PM** | | 348 | 404 | 376 | | 376 | | | 376 | |
| **5:15 PM** | | 422 | 419 | 411 | | 417 | | | 417 | |
| **5:30 PM** | | 392 | 429 | 363 | | 395 | | | 395 | |
| **5:45 PM** | | 378 | 361 | 350 | | 363 | | | 363 | |
| **Day Total** | | | | | | | | | | |
| % Weekday Average | | | | | | | | | | |
| % Week Average | | | | | | | | | | |
| AM Peak Volume | | | | | | | | | | |
| PM Peak Volume | | | | | | | | | | |

*Comments:*



SOURCE: Premiere Design Solutions, Inc. (www.pds-eng.com) 954-237-7850

**LOCATION:** 4(NA) South Dixie Hwy N of SW 136th St

**SPECIFIC LOCATION:** 4(NA) South Dixie Hwy N of SW 136th St

**CITY/STATE:** Pinecrest, FL

**PDS JOB #:** 14702305

**DIRECTION:** NB

**DATE:** Jun 05 2018 - Jun 07 2018

| Start Time | Mon | Tue 05-Jun-18 | Wed 06-Jun-18 | Thu 07-Jun-18 | Fri | Average Weekday Hourly Traffic | Sat | Sun | Average Week Hourly Traffic | Average Week Profile |
|---|---|---|---|---|---|---|---|---|---|---|
| **6:00 PM** | | 350 | 394 | 384 | | 376 | | | 376 | |
| **6:15 PM** | | 349 | 410 | 325 | | 361 | | | 361 | |
| **6:30 PM** | | 372 | 334 | 336 | | 347 | | | 347 | |
| **6:45 PM** | | 338 | 357 | 309 | | 335 | | | 335 | |
| **7:00 PM** | | 374 | 387 | 366 | | 376 | | | 376 | |
| **7:15 PM** | | 348 | 336 | 368 | | 351 | | | 351 | |
| **7:30 PM** | | 328 | 323 | 304 | | 318 | | | 318 | |
| **7:45 PM** | | 347 | 330 | 308 | | 328 | | | 328 | |
| **8:00 PM** | | 320 | 329 | 333 | | 327 | | | 327 | |
| **8:15 PM** | | 306 | 321 | 301 | | 309 | | | 309 | |
| **8:30 PM** | | 306 | 293 | 302 | | 300 | | | 300 | |
| **8:45 PM** | | 264 | 298 | 278 | | 280 | | | 280 | |
| **9:00 PM** | | 318 | 327 | 298 | | 314 | | | 314 | |
| **9:15 PM** | | 285 | 284 | 282 | | 284 | | | 284 | |
| **9:30 PM** | | 232 | 226 | 235 | | 231 | | | 231 | |
| **9:45 PM** | | 218 | 200 | 220 | | 213 | | | 213 | |
| **10:00 PM** | | 198 | 185 | 202 | | 195 | | | 195 | |
| **10:15 PM** | | 186 | 195 | 188 | | 190 | | | 190 | |
| **10:30 PM** | | 147 | 167 | 178 | | 164 | | | 164 | |
| **10:45 PM** | | 151 | 152 | 132 | | 145 | | | 145 | |
| **11:00 PM** | | 110 | 136 | 132 | | 126 | | | 126 | |
| **11:15 PM** | | 112 | 100 | 142 | | 118 | | | 118 | |
| **11:30 PM** | | 114 | 127 | 122 | | 121 | | | 121 | |
| **11:45 PM** | | 88 | 120 | 108 | | 105 | | | 105 | |
| **Day Total** | | 32031 | 32511 | 32547 | | 32358 | | | 32358 | |
| % Weekday Average | | 99.0% | 100.5% | 100.6% | | | | | | |
| % Week Average | | 99.0% | 100.5% | 100.6% | | 100.0% | | | | |
| AM Peak Volume | | 6:00 AM 694 | 8:30 AM 678 | 7:00 AM 738 | | 8:30 AM 655 | | | 8:30 AM 655 | |
| PM Peak Volume | | 2:30 PM 506 | 12:00 PM 476 | 12:00 PM 464 | | 2:30 PM 467 | | | 2:30 PM 467 | |

*Comments:*

**LOCATION:** 4(NA) South Dixie Hwy N of SW 136th St
**SPECIFIC LOCATION:** 4(NA) South Dixie Hwy N of SW 136th St
**CITY/STATE:** Unincorporated Miami-Dade County, FL

**PDS JOB #:** 14702305
**DIRECTION:** SB
**DATE:** Jun 05 2018 - Jun 07 2018

| Start Time | Mon | Tue 05-Jun-18 | Wed 06-Jun-18 | Thu 07-Jun-18 | Fri | Average Weekday Hourly Traffic | Sat | Sun | Average Week Hourly Traffic | Average Week Profile |
|---|---|---|---|---|---|---|---|---|---|---|
| **12:00 AM** | | 146 | 315 | 247 | | 236 | | | 236 | |
| **12:15 AM** | | 138 | 287 | 205 | | 210 | | | 210 | |
| **12:30 AM** | | 179 | 231 | 194 | | 201 | | | 201 | |
| **12:45 AM** | | 156 | 184 | 156 | | 165 | | | 165 | |
| **1:00 AM** | | 130 | 156 | 147 | | 144 | | | 144 | |
| **1:15 AM** | | 124 | 123 | 118 | | 122 | | | 122 | |
| **1:30 AM** | | 112 | 113 | 95 | | 107 | | | 107 | |
| **1:45 AM** | | 92 | 87 | 90 | | 90 | | | 90 | |
| **2:00 AM** | | 92 | 63 | 82 | | 79 | | | 79 | |
| **2:15 AM** | | 71 | 76 | 80 | | 76 | | | 76 | |
| **2:30 AM** | | 52 | 59 | 46 | | 52 | | | 52 | |
| **2:45 AM** | | 72 | 67 | 55 | | 65 | | | 65 | |
| **3:00 AM** | | 53 | 57 | 57 | | 56 | | | 56 | |
| **3:15 AM** | | 54 | 57 | 52 | | 54 | | | 54 | |
| **3:30 AM** | | 48 | 64 | 54 | | 55 | | | 55 | |
| **3:45 AM** | | 53 | 71 | 48 | | 57 | | | 57 | |
| **4:00 AM** | | 53 | 60 | 64 | | 59 | | | 59 | |
| **4:15 AM** | | 57 | 47 | 51 | | 52 | | | 52 | |
| **4:30 AM** | | 63 | 57 | 68 | | 63 | | | 63 | |
| **4:45 AM** | | 79 | 76 | 92 | | 82 | | | 82 | |
| **5:00 AM** | | 76 | 56 | 72 | | 68 | | | 68 | |
| **5:15 AM** | | 74 | 83 | 87 | | 81 | | | 81 | |
| **5:30 AM** | | 110 | 117 | 118 | | 115 | | | 115 | |
| **5:45 AM** | | 133 | 103 | 124 | | 120 | | | 120 | |
| **Day Total** | | | | | | | | | | |
| % Weekday Average | | | | | | | | | | |
| % Week Average | | | | | | | | | | |
| AM Peak Volume | | | | | | | | | | |
| PM Peak Volume | | | | | | | | | | |

*Comments:*



SOURCE: Premiere Design Solutions, Inc. (www.pds-eng.com) 954-237-7850

**LOCATION:** 4(NA) South Dixie Hwy N of SW 136th St
**SPECIFIC LOCATION:** 4(NA) South Dixie Hwy N of SW 136th St
**CITY/STATE:** Unincorporated Miami-Dade County, FL

**PDS JOB #:** 14702305
**DIRECTION:** SB
**DATE:** Jun 05 2018 - Jun 07 2018

| Start Time | Mon | Tue 05-Jun-18 | Wed 06-Jun-18 | Thu 07-Jun-18 | Fri | Average Weekday Hourly Traffic | Sat | Sun | Average Week Hourly Traffic | Average Week Profile |
|---|---|---|---|---|---|---|---|---|---|---|
| **6:00 AM** | | 189 | 209 | 212 | | 203 | | | 203 | |
| **6:15 AM** | | 228 | 225 | 185 | | 213 | | | 213 | |
| **6:30 AM** | | 290 | 327 | 329 | | 315 | | | 315 | |
| **6:45 AM** | | 284 | 327 | 325 | | 312 | | | 312 | |
| **7:00 AM** | | 274 | 317 | 352 | | 314 | | | 314 | |
| **7:15 AM** | | 322 | 363 | 370 | | 352 | | | 352 | |
| **7:30 AM** | | 396 | 398 | 359 | | 384 | | | 384 | |
| **7:45 AM** | | 338 | 354 | 351 | | 348 | | | 348 | |
| **8:00 AM** | | 382 | 363 | 406 | | 384 | | | 384 | |
| **8:15 AM** | | 304 | 379 | 359 | | 347 | | | 347 | |
| **8:30 AM** | | 377 | 368 | 453 | | 399 | | | 399 | |
| **8:45 AM** | | 382 | 391 | 399 | | 391 | | | 391 | |
| **9:00 AM** | | 377 | **422** | 381 | | 393 | | | 393 | |
| **9:15 AM** | | 388 | 376 | 396 | | 387 | | | 387 | |
| **9:30 AM** | | 386 | 412 | 402 | | 400 | | | 400 | |
| **9:45 AM** | | 368 | 382 | 342 | | 364 | | | 364 | |
| **10:00 AM** | | 423 | 390 | 405 | | 406 | | | 406 | |
| **10:15 AM** | | 351 | 388 | 361 | | 367 | | | 367 | |
| **10:30 AM** | | 405 | 402 | 420 | | 409 | | | 409 | |
| **10:45 AM** | | 409 | 401 | 400 | | 403 | | | 403 | |
| **11:00 AM** | | 378 | 366 | 386 | | 377 | | | 377 | |
| **11:15 AM** | | 411 | 401 | 394 | | 402 | | | 402 | |
| **11:30 AM** | | 378 | 345 | 348 | | 357 | | | 357 | |
| **11:45 AM** | | **427** | 421 | **473** | | **440** | | | **440** | |
| **Day Total** | | | | | | | | | | |
| % Weekday Average | | | | | | | | | | |
| % Week Average | | | | | | | | | | |
| AM Peak Volume | | | | | | | | | | |
| PM Peak Volume | | | | | | | | | | |

*Comments:*



SOURCE: Premiere Design Solutions, Inc. (www.pds-eng.com) 954-237-7850

**LOCATION:** 4(NA) South Dixie Hwy N of SW 136th St
**SPECIFIC LOCATION:** 4(NA) South Dixie Hwy N of SW 136th St
**CITY/STATE:** Unincorporated Miami-Dade County, FL

**PDS JOB #:** 14702305
**DIRECTION:** SB
**DATE:** Jun 05 2018 - Jun 07 2018

| Start Time | Mon | Tue 05-Jun-18 | Wed 06-Jun-18 | Thu 07-Jun-18 | Fri | Average Weekday Hourly Traffic | Sat | Sun | Average Week Hourly Traffic | Average Week Profile |
|---|---|---|---|---|---|---|---|---|---|---|
| **12:00 PM** | | 355 | 322 | 559 | | 412 | | | 412 | |
| **12:15 PM** | | 430 | 402 | 504 | | 445 | | | 445 | |
| **12:30 PM** | | 382 | 379 | 499 | | 420 | | | 420 | |
| **12:45 PM** | | 335 | 312 | 550 | | 399 | | | 399 | |
| **1:00 PM** | | 404 | 408 | 515 | | 442 | | | 442 | |
| **1:15 PM** | | 368 | 361 | 497 | | 409 | | | 409 | |
| **1:30 PM** | | 368 | 361 | 492 | | 407 | | | 407 | |
| **1:45 PM** | | 394 | 363 | 515 | | 424 | | | 424 | |
| **2:00 PM** | | 320 | 292 | 478 | | 363 | | | 363 | |
| **2:15 PM** | | 369 | 379 | 498 | | 415 | | | 415 | |
| **2:30 PM** | | 374 | 396 | 526 | | 432 | | | 432 | |
| **2:45 PM** | | 382 | 343 | 517 | | 414 | | | 414 | |
| **3:00 PM** | | 467 | 442 | 526 | | 478 | | | 478 | |
| **3:15 PM** | | 440 | 439 | 577 | | 485 | | | 485 | |
| **3:30 PM** | | 445 | 437 | 560 | | 481 | | | 481 | |
| **3:45 PM** | | 465 | 522 | **582** | | 523 | | | 523 | |
| **4:00 PM** | | 481 | 471 | 520 | | 491 | | | 491 | |
| **4:15 PM** | | 414 | 506 | 511 | | 477 | | | 477 | |
| **4:30 PM** | | 471 | 488 | 551 | | 503 | | | 503 | |
| **4:45 PM** | | 520 | 507 | 549 | | **525** | | | **525** | |
| **5:00 PM** | | 512 | 506 | 554 | | 524 | | | 524 | |
| **5:15 PM** | | 492 | 497 | 526 | | 505 | | | 505 | |
| **5:30 PM** | | 483 | 481 | 522 | | 495 | | | 495 | |
| **5:45 PM** | | 459 | 486 | 559 | | 501 | | | 501 | |
| **Day Total** | | | | | | | | | | |
| % Weekday Average | | | | | | | | | | |
| % Week Average | | | | | | | | | | |
| AM Peak Volume | | | | | | | | | | |
| PM Peak Volume | | | | | | | | | | |

*Comments:*



SOURCE: Premiere Design Solutions, Inc. (www.pds-eng.com) 954-237-7850

**LOCATION:** 4(NA) South Dixie Hwy N of SW 136th St
**SPECIFIC LOCATION:** 4(NA) South Dixie Hwy N of SW 136th St
**CITY/STATE:** Unincorporated Miami-Dade County, FL

**PDS JOB #:** 14702305
**DIRECTION:** SB
**DATE:** Jun 05 2018 - Jun 07 2018

| Start Time | Mon | Tue 05-Jun-18 | Wed 06-Jun-18 | Thu 07-Jun-18 | Fri | Average Weekday Hourly Traffic | Sat | Sun | Average Week Hourly Traffic | Average Week Profile |
|---|---|---|---|---|---|---|---|---|---|---|
| **6:00 PM** | | 432 | 509 | 419 | | 453 | | | 453 | |
| **6:15 PM** | | 468 | 429 | 415 | | 437 | | | 437 | |
| **6:30 PM** | | 527 | 458 | 439 | | 475 | | | 475 | |
| **6:45 PM** | | **577** | 497 | 439 | | 504 | | | 504 | |
| **7:00 PM** | | 490 | 436 | 430 | | 452 | | | 452 | |
| **7:15 PM** | | 501 | **530** | 420 | | 484 | | | 484 | |
| **7:30 PM** | | 483 | 500 | 517 | | 500 | | | 500 | |
| **7:45 PM** | | 475 | 475 | 475 | | 475 | | | 475 | |
| **8:00 PM** | | 389 | 405 | 391 | | 395 | | | 395 | |
| **8:15 PM** | | 363 | 393 | 377 | | 378 | | | 378 | |
| **8:30 PM** | | 347 | 340 | 373 | | 353 | | | 353 | |
| **8:45 PM** | | 397 | 400 | 429 | | 409 | | | 409 | |
| **9:00 PM** | | 439 | 342 | 476 | | 419 | | | 419 | |
| **9:15 PM** | | 439 | 336 | 443 | | 406 | | | 406 | |
| **9:30 PM** | | 423 | 386 | 453 | | 421 | | | 421 | |
| **9:45 PM** | | 419 | 363 | 413 | | 398 | | | 398 | |
| **10:00 PM** | | 416 | 386 | 416 | | 406 | | | 406 | |
| **10:15 PM** | | 412 | 353 | 377 | | 381 | | | 381 | |
| **10:30 PM** | | 389 | 363 | 420 | | 391 | | | 391 | |
| **10:45 PM** | | 412 | 377 | 381 | | 390 | | | 390 | |
| **11:00 PM** | | 444 | 347 | 388 | | 393 | | | 393 | |
| **11:15 PM** | | 428 | 320 | 332 | | 360 | | | 360 | |
| **11:30 PM** | | 356 | 287 | 281 | | 308 | | | 308 | |
| **11:45 PM** | | 310 | 258 | 301 | | 290 | | | 290 | |
| **Day Total** | | 31150 | 30926 | 33702 | | 31924 | | | 31924 | |
| % Weekday Average | | 97.6% | 96.9% | 105.6% | | | | | | |
| % Week Average | | 97.6% | 96.9% | 105.6% | | 100.0% | | | | |
| AM Peak Volume | | 11:45 AM<br>427 | 9:00 AM<br>422 | 11:45 AM<br>473 | | 11:45 AM<br>440 | | | 11:45 AM<br>440 | |
| PM Peak Volume | | 6:45 PM<br>577 | 7:15 PM<br>530 | 3:45 PM<br>582 | | 4:45 PM<br>525 | | | 4:45 PM<br>525 | |

*Comments:*



SOURCE: Premiere Design Solutions, Inc. (www.pds-eng.com) 954-237-7850

**LOCATION:** 4(NA) South Dixie Hwy N of SW 136th St

**SPECIFIC LOCATION:** 4(NA) South Dixie Hwy N of SW 136th St

**CITY/STATE:** Pinecrest, FL

**PDS JOB #:** 14702305

**DIRECTION:** NB/SB

**DATE:** Jun 05 2018 - Jun 07 2018

| Start Time | Mon | Tue 05-Jun-18 | Wed 06-Jun-18 | Thu 07-Jun-18 | Fri | Average Weekday Hourly Traffic | Sat | Sun | Average Week Hourly Traffic | Average Week Profile |
|---|---|---|---|---|---|---|---|---|---|---|
| **12:00 AM** | | 244 | 398 | 343 | | 328 | | | 328 | |
| **12:15 AM** | | 245 | 365 | 273 | | 294 | | | 294 | |
| **12:30 AM** | | 260 | 291 | 258 | | 270 | | | 270 | |
| **12:45 AM** | | 222 | 232 | 227 | | 227 | | | 227 | |
| **1:00 AM** | | 187 | 206 | 199 | | 197 | | | 197 | |
| **1:15 AM** | | 187 | 165 | 163 | | 172 | | | 172 | |
| **1:30 AM** | | 160 | 171 | 144 | | 158 | | | 158 | |
| **1:45 AM** | | 132 | 133 | 140 | | 135 | | | 135 | |
| **2:00 AM** | | 143 | 116 | 138 | | 132 | | | 132 | |
| **2:15 AM** | | 113 | 127 | 137 | | 126 | | | 126 | |
| **2:30 AM** | | 96 | 105 | 88 | | 96 | | | 96 | |
| **2:45 AM** | | 112 | 111 | 110 | | 111 | | | 111 | |
| **3:00 AM** | | 87 | 110 | 103 | | 100 | | | 100 | |
| **3:15 AM** | | 135 | 116 | 125 | | 125 | | | 125 | |
| **3:30 AM** | | 114 | 130 | 130 | | 125 | | | 125 | |
| **3:45 AM** | | 116 | 153 | 124 | | 131 | | | 131 | |
| **4:00 AM** | | 140 | 162 | 154 | | 152 | | | 152 | |
| **4:15 AM** | | 196 | 193 | 179 | | 189 | | | 189 | |
| **4:30 AM** | | 249 | 239 | 268 | | 252 | | | 252 | |
| **4:45 AM** | | 320 | 324 | 332 | | 325 | | | 325 | |
| **5:00 AM** | | 368 | 418 | 399 | | 395 | | | 395 | |
| **5:15 AM** | | 511 | 527 | 491 | | 510 | | | 510 | |
| **5:30 AM** | | 647 | 717 | 680 | | 681 | | | 681 | |
| **5:45 AM** | | 678 | 657 | 656 | | 664 | | | 664 | |
| **Day Total** | | | | | | | | | | |
| % Weekday Average | | | | | | | | | | |
| % Week Average | | | | | | | | | | |
| AM Peak Volume | | | | | | | | | | |
| PM Peak Volume | | | | | | | | | | |

*Comments:*



SOURCE: Premiere Design Solutions, Inc. (www.pds-eng.com) 954-237-7850

**LOCATION:** 4(NA) South Dixie Hwy N of SW 136th St

**SPECIFIC LOCATION:** 4(NA) South Dixie Hwy N of SW 136th St

**CITY/STATE:** Pinecrest, FL

**PDS JOB #:** 14702305

**DIRECTION:** NB/SB

**DATE:** Jun 05 2018 - Jun 07 2018

| Start Time | Mon | Tue 05-Jun-18 | Wed 06-Jun-18 | Thu 07-Jun-18 | Fri | Average Weekday Hourly Traffic | Sat | Sun | Average Week Hourly Traffic | Average Week Profile |
|---|---|---|---|---|---|---|---|---|---|---|
| **6:00 AM** | | 883 | 560 | 881 | | 775 | | | 775 | |
| **6:15 AM** | | 857 | 619 | 761 | | 746 | | | 746 | |
| **6:30 AM** | | 958 | 875 | 1055 | | 963 | | | 963 | |
| **6:45 AM** | | 824 | 899 | 951 | | 891 | | | 891 | |
| **7:00 AM** | | 636 | 983 | 1090 | | 903 | | | 903 | |
| **7:15 AM** | | 704 | 927 | 941 | | 857 | | | 857 | |
| **7:30 AM** | | 914 | 1032 | 1016 | | 987 | | | 987 | |
| **7:45 AM** | | 800 | 918 | 949 | | 889 | | | 889 | |
| **8:00 AM** | | 930 | 1029 | 1024 | | 994 | | | 994 | |
| **8:15 AM** | | 852 | 973 | 962 | | 929 | | | 929 | |
| **8:30 AM** | | **1017** | **1046** | **1099** | | **1054** | | | **1054** | |
| **8:45 AM** | | 930 | 947 | 981 | | 953 | | | 953 | |
| **9:00 AM** | | 967 | 940 | 949 | | 952 | | | 952 | |
| **9:15 AM** | | 847 | 885 | 904 | | 879 | | | 879 | |
| **9:30 AM** | | 883 | 862 | 832 | | 859 | | | 859 | |
| **9:45 AM** | | 798 | 791 | 775 | | 788 | | | 788 | |
| **10:00 AM** | | 885 | 792 | 832 | | 836 | | | 836 | |
| **10:15 AM** | | 795 | 836 | 813 | | 815 | | | 815 | |
| **10:30 AM** | | 833 | 820 | 830 | | 828 | | | 828 | |
| **10:45 AM** | | 877 | 869 | 854 | | 867 | | | 867 | |
| **11:00 AM** | | 814 | 821 | 845 | | 827 | | | 827 | |
| **11:15 AM** | | 843 | 825 | 788 | | 819 | | | 819 | |
| **11:30 AM** | | 848 | 823 | 796 | | 822 | | | 822 | |
| **11:45 AM** | | 849 | 877 | 931 | | 886 | | | 886 | |
| **Day Total** | | | | | | | | | | |
| % Weekday Average | | | | | | | | | | |
| % Week Average | | | | | | | | | | |
| AM Peak Volume | | | | | | | | | | |
| PM Peak Volume | | | | | | | | | | |

*Comments:*



SOURCE: Premiere Design Solutions, Inc. (www.pds-eng.com) 954-237-7850

**LOCATION:** 4(NA) South Dixie Hwy N of SW 136th St
**SPECIFIC LOCATION:** 4(NA) South Dixie Hwy N of SW 136th St
**CITY/STATE:** Pinecrest, FL

**PDS JOB #:** 14702305
**DIRECTION:** NB/SB
**DATE:** Jun 05 2018 - Jun 07 2018

| Start Time | Mon | Tue 05-Jun-18 | Wed 06-Jun-18 | Thu 07-Jun-18 | Fri | Average Weekday Hourly Traffic | Sat | Sun | Average Week Hourly Traffic | Average Week Profile |
|---|---|---|---|---|---|---|---|---|---|---|
| **12:00 PM** | | 801 | 798 | 1023 | | 874 | | | 874 | |
| **12:15 PM** | | 884 | 858 | 930 | | 891 | | | 891 | |
| **12:30 PM** | | 829 | 853 | 959 | | 880 | | | 880 | |
| **12:45 PM** | | 807 | 760 | 993 | | 853 | | | 853 | |
| **1:00 PM** | | 808 | 832 | 896 | | 845 | | | 845 | |
| **1:15 PM** | | 832 | 832 | 933 | | 866 | | | 866 | |
| **1:30 PM** | | 812 | 827 | 939 | | 859 | | | 859 | |
| **1:45 PM** | | 838 | 803 | 887 | | 843 | | | 843 | |
| **2:00 PM** | | 789 | 762 | 889 | | 813 | | | 813 | |
| **2:15 PM** | | 807 | 797 | 896 | | 833 | | | 833 | |
| **2:30 PM** | | 880 | 861 | 956 | | 899 | | | 899 | |
| **2:45 PM** | | 793 | 801 | 945 | | 846 | | | 846 | |
| **3:00 PM** | | **927** | 873 | 964 | | 921 | | | 921 | |
| **3:15 PM** | | 890 | 866 | **1041** | | 932 | | | 932 | |
| **3:30 PM** | | 915 | 845 | 1003 | | 921 | | | 921 | |
| **3:45 PM** | | 899 | **966** | 992 | | **952** | | | **952** | |
| **4:00 PM** | | 911 | 868 | 956 | | 912 | | | 912 | |
| **4:15 PM** | | 844 | 922 | 862 | | 876 | | | 876 | |
| **4:30 PM** | | 839 | 881 | 891 | | 870 | | | 870 | |
| **4:45 PM** | | 887 | 913 | 955 | | 918 | | | 918 | |
| **5:00 PM** | | 860 | 910 | 930 | | 900 | | | 900 | |
| **5:15 PM** | | 914 | 916 | 937 | | 922 | | | 922 | |
| **5:30 PM** | | 875 | 910 | 885 | | 890 | | | 890 | |
| **5:45 PM** | | 837 | 847 | 909 | | 864 | | | 864 | |
| **Day Total** | | | | | | | | | | |
| % Weekday Average | | | | | | | | | | |
| % Week Average | | | | | | | | | | |
| AM Peak Volume | | | | | | | | | | |
| PM Peak Volume | | | | | | | | | | |

*Comments:*



SOURCE: Premiere Design Solutions, Inc. (www.pds-eng.com) 954-237-7850

**LOCATION:** 4(NA) South Dixie Hwy N of SW 136th St
**SPECIFIC LOCATION:** 4(NA) South Dixie Hwy N of SW 136th St
**CITY/STATE:** Pinecrest, FL

**PDS JOB #:** 14702305
**DIRECTION:** NB/SB
**DATE:** Jun 05 2018 - Jun 07 2018

| Start Time | Mon | Tue 05-Jun-18 | Wed 06-Jun-18 | Thu 07-Jun-18 | Fri | Average Weekday Hourly Traffic | Sat | Sun | Average Week Hourly Traffic | Average Week Profile |
|---|---|---|---|---|---|---|---|---|---|---|
| **6:00 PM** | | 782 | 903 | 803 | | 829 | | | 829 | |
| **6:15 PM** | | 817 | 839 | 740 | | 799 | | | 799 | |
| **6:30 PM** | | 899 | 792 | 775 | | 822 | | | 822 | |
| **6:45 PM** | | 915 | 854 | 748 | | 839 | | | 839 | |
| **7:00 PM** | | 864 | 823 | 796 | | 828 | | | 828 | |
| **7:15 PM** | | 849 | 866 | 788 | | 834 | | | 834 | |
| **7:30 PM** | | 811 | 823 | 821 | | 818 | | | 818 | |
| **7:45 PM** | | 822 | 805 | 783 | | 803 | | | 803 | |
| **8:00 PM** | | 709 | 734 | 724 | | 722 | | | 722 | |
| **8:15 PM** | | 669 | 714 | 678 | | 687 | | | 687 | |
| **8:30 PM** | | 653 | 633 | 675 | | 654 | | | 654 | |
| **8:45 PM** | | 661 | 698 | 707 | | 689 | | | 689 | |
| **9:00 PM** | | 757 | 669 | 774 | | 733 | | | 733 | |
| **9:15 PM** | | 724 | 620 | 725 | | 690 | | | 690 | |
| **9:30 PM** | | 655 | 612 | 688 | | 652 | | | 652 | |
| **9:45 PM** | | 637 | 563 | 633 | | 611 | | | 611 | |
| **10:00 PM** | | 614 | 571 | 618 | | 601 | | | 601 | |
| **10:15 PM** | | 598 | 548 | 565 | | 570 | | | 570 | |
| **10:30 PM** | | 536 | 530 | 598 | | 555 | | | 555 | |
| **10:45 PM** | | 563 | 529 | 513 | | 535 | | | 535 | |
| **11:00 PM** | | 554 | 483 | 520 | | 519 | | | 519 | |
| **11:15 PM** | | 540 | 420 | 474 | | 478 | | | 478 | |
| **11:30 PM** | | 470 | 414 | 403 | | 429 | | | 429 | |
| **11:45 PM** | | 398 | 378 | 409 | | 395 | | | 395 | |
| **Day Total** | | 63181 | 63437 | 66249 | | 64286 | | | 64286 | |
| % Weekday Average | | 98.3% | 98.7% | 103.1% | | | | | | |
| % Week Average | | 98.3% | 98.7% | 103.1% | | 100.0% | | | | |
| AM Peak | | 8:30 AM | 8:30 AM | 8:30 AM | | 8:30 AM | | | 8:30 AM | |
| Volume | | 1017 | 1046 | 1099 | | 1054 | | | 1054 | |
| PM Peak | | 3:00 PM | 3:45 PM | 3:15 PM | | 3:45 PM | | | 3:45 PM | |
| Volume | | 927 | 966 | 1041 | | 952 | | | 952 | |

*Comments:*



SOURCE: Premiere Design Solutions, Inc. (www.pds-eng.com) 954-237-7850

**LOCATION:** 4(SA) South Dixie Hwy S of SW 136th St

**PDS JOB #:** 14702306

**SPECIFIC LOCATION:** 4(SA) South Dixie Hwy S of SW 136th St

**DIRECTION:** NB

**CITY/STATE:** Palmetto Bay, FL

**DATE:** May 22 2018 - May 24 2018

| Start Time | Mon | Tue 22-May-18 | Wed 23-May-18 | Thu 24-May-18 | Fri | Average Weekday Hourly Traffic | Sat | Sun | Average Week Hourly Traffic | Average Week Profile |
|---|---|---|---|---|---|---|---|---|---|---|
| **12:00 AM** | | 74 | 88 | 88 | | 83 | | | 83 | |
| **12:15 AM** | | 52 | 67 | 81 | | 67 | | | 67 | |
| **12:30 AM** | | 38 | 60 | 52 | | 50 | | | 50 | |
| **12:45 AM** | | 53 | 61 | 50 | | 55 | | | 55 | |
| **1:00 AM** | | 33 | 34 | 56 | | 41 | | | 41 | |
| **1:15 AM** | | 43 | 39 | 53 | | 45 | | | 45 | |
| **1:30 AM** | | 34 | 36 | 33 | | 34 | | | 34 | |
| **1:45 AM** | | 36 | 32 | 30 | | 33 | | | 33 | |
| **2:00 AM** | | 32 | 34 | 40 | | 35 | | | 35 | |
| **2:15 AM** | | 32 | 36 | 40 | | 36 | | | 36 | |
| **2:30 AM** | | 50 | 35 | 53 | | 46 | | | 46 | |
| **2:45 AM** | | 32 | 41 | 44 | | 39 | | | 39 | |
| **3:00 AM** | | 41 | 40 | 46 | | 42 | | | 42 | |
| **3:15 AM** | | 81 | 58 | 60 | | 66 | | | 66 | |
| **3:30 AM** | | 62 | 72 | 83 | | 72 | | | 72 | |
| **3:45 AM** | | 84 | 68 | 68 | | 73 | | | 73 | |
| **4:00 AM** | | 83 | 110 | 109 | | 101 | | | 101 | |
| **4:15 AM** | | 142 | 149 | 141 | | 144 | | | 144 | |
| **4:30 AM** | | 204 | 194 | 180 | | 193 | | | 193 | |
| **4:45 AM** | | 276 | 257 | 256 | | 263 | | | 263 | |
| **5:00 AM** | | 350 | 350 | 338 | | 346 | | | 346 | |
| **5:15 AM** | | 442 | 422 | 445 | | 436 | | | 436 | |
| **5:30 AM** | | 582 | 593 | 542 | | 572 | | | 572 | |
| **5:45 AM** | | 622 | 617 | 548 | | 596 | | | 596 | |
| **Day Total** | | | | | | | | | | |
| % Weekday Average | | | | | | | | | | |
| % Week Average | | | | | | | | | | |
| AM Peak Volume | | | | | | | | | | |
| PM Peak Volume | | | | | | | | | | |

*Comments:*



SOURCE: Premiere Design Solutions, Inc. (www.pds-eng.com) 954-237-7850

**LOCATION:** 4(SA) South Dixie Hwy S of SW 136th St

**SPECIFIC LOCATION:** 4(SA) South Dixie Hwy S of SW 136th St

**CITY/STATE:** Palmetto Bay, FL

**PDS JOB #:** 14702306

**DIRECTION:** NB

**DATE:** May 22 2018 - May 24 2018

| Start Time | Mon | Tue 22-May-18 | Wed 23-May-18 | Thu 24-May-18 | Fri | Average Weekday Hourly Traffic | Sat | Sun | Average Week Hourly Traffic | Average Week Profile |
|---|---|---|---|---|---|---|---|---|---|---|
| **6:00 AM** | | **660** | **642** | 651 | | **651** | | | **651** | |
| **6:15 AM** | | 586 | 556 | 523 | | 555 | | | 555 | |
| **6:30 AM** | | 630 | 603 | **668** | | 634 | | | 634 | |
| **6:45 AM** | | 506 | 538 | 516 | | 520 | | | 520 | |
| **7:00 AM** | | 617 | 606 | 624 | | 616 | | | 616 | |
| **7:15 AM** | | 528 | 532 | 512 | | 524 | | | 524 | |
| **7:30 AM** | | 578 | 580 | 587 | | 582 | | | 582 | |
| **7:45 AM** | | 487 | 530 | 528 | | 515 | | | 515 | |
| **8:00 AM** | | 574 | 609 | 580 | | 588 | | | 588 | |
| **8:15 AM** | | 530 | 520 | 518 | | 523 | | | 523 | |
| **8:30 AM** | | 584 | 602 | 574 | | 587 | | | 587 | |
| **8:45 AM** | | 500 | 519 | 508 | | 509 | | | 509 | |
| **9:00 AM** | | 528 | 597 | 568 | | 564 | | | 564 | |
| **9:15 AM** | | 538 | 530 | 526 | | 531 | | | 531 | |
| **9:30 AM** | | 446 | 454 | 263 | | 388 | | | 388 | |
| **9:45 AM** | | 396 | 400 | 387 | | 394 | | | 394 | |
| **10:00 AM** | | 399 | 425 | 408 | | 411 | | | 411 | |
| **10:15 AM** | | 422 | 397 | 406 | | 408 | | | 408 | |
| **10:30 AM** | | 368 | 375 | 370 | | 371 | | | 371 | |
| **10:45 AM** | | 440 | 424 | 418 | | 427 | | | 427 | |
| **11:00 AM** | | 386 | 402 | 428 | | 405 | | | 405 | |
| **11:15 AM** | | 380 | 384 | 385 | | 383 | | | 383 | |
| **11:30 AM** | | 426 | 410 | 434 | | 423 | | | 423 | |
| **11:45 AM** | | 418 | 416 | 390 | | 408 | | | 408 | |
| **Day Total** | | | | | | | | | | |
| % Weekday Average | | | | | | | | | | |
| % Week Average | | | | | | | | | | |
| AM Peak Volume | | | | | | | | | | |
| PM Peak Volume | | | | | | | | | | |

*Comments:*



SOURCE: Premiere Design Solutions, Inc. (www.pds-eng.com) 954-237-7850

**LOCATION:** 4(SA) South Dixie Hwy S of SW 136th St

**SPECIFIC LOCATION:** 4(SA) South Dixie Hwy S of SW 136th St

**CITY/STATE:** Palmetto Bay, FL

**PDS JOB #:** 14702306

**DIRECTION:** NB

**DATE:** May 22 2018 - May 24 2018

| Start Time | Mon | Tue 22-May-18 | Wed 23-May-18 | Thu 24-May-18 | Fri | Average Weekday Hourly Traffic | Sat | Sun | Average Week Hourly Traffic | Average Week Profile |
|---|---|---|---|---|---|---|---|---|---|---|
| **12:00 PM** | | 449 | 441 | 426 | | 439 | | | 439 | |
| **12:15 PM** | | 381 | 366 | 376 | | 374 | | | 374 | |
| **12:30 PM** | | 435 | 422 | 430 | | 429 | | | 429 | |
| **12:45 PM** | | 396 | 420 | 418 | | 411 | | | 411 | |
| **1:00 PM** | | 385 | 379 | 384 | | 383 | | | 383 | |
| **1:15 PM** | | 448 | 416 | 447 | | 437 | | | 437 | |
| **1:30 PM** | | 400 | 402 | 372 | | 391 | | | 391 | |
| **1:45 PM** | | 418 | 397 | 381 | | 399 | | | 399 | |
| **2:00 PM** | | 400 | 441 | 414 | | 418 | | | 418 | |
| **2:15 PM** | | 382 | 386 | 382 | | 383 | | | 383 | |
| **2:30 PM** | | **469** | **488** | 456 | | **471** | | | **471** | |
| **2:45 PM** | | 374 | 388 | 396 | | 386 | | | 386 | |
| **3:00 PM** | | 465 | 391 | 434 | | 430 | | | 430 | |
| **3:15 PM** | | 454 | 440 | 390 | | 428 | | | 428 | |
| **3:30 PM** | | 455 | 406 | 437 | | 433 | | | 433 | |
| **3:45 PM** | | 446 | 435 | 455 | | 445 | | | 445 | |
| **4:00 PM** | | 455 | 436 | **480** | | 457 | | | 457 | |
| **4:15 PM** | | 420 | 422 | 410 | | 417 | | | 417 | |
| **4:30 PM** | | 416 | 390 | 416 | | 407 | | | 407 | |
| **4:45 PM** | | 400 | 410 | 424 | | 411 | | | 411 | |
| **5:00 PM** | | 417 | 450 | 427 | | 431 | | | 431 | |
| **5:15 PM** | | 402 | 454 | 388 | | 415 | | | 415 | |
| **5:30 PM** | | 421 | 438 | 386 | | 415 | | | 415 | |
| **5:45 PM** | | 408 | 428 | 442 | | 426 | | | 426 | |
| **Day Total** | | | | | | | | | | |
| % Weekday Average | | | | | | | | | | |
| % Week Average | | | | | | | | | | |
| AM Peak Volume | | | | | | | | | | |
| PM Peak Volume | | | | | | | | | | |

*Comments:*



SOURCE: Premiere Design Solutions, Inc. (www.pds-eng.com) 954-237-7850

**LOCATION:** 4(SA) South Dixie Hwy S of SW 136th St

**PDS JOB #:** 14702306

**SPECIFIC LOCATION:** 4(SA) South Dixie Hwy S of SW 136th St

**DIRECTION:** NB

**CITY/STATE:** Palmetto Bay, FL

**DATE:** May 22 2018 - May 24 2018

| Start Time | Mon | Tue 22-May-18 | Wed 23-May-18 | Thu 24-May-18 | Fri | Average Weekday Hourly Traffic | Sat | Sun | Average Week Hourly Traffic | Average Week Profile |
|---|---|---|---|---|---|---|---|---|---|---|
| **6:00 PM** | | 402 | 406 | 403 | | 404 | | | 404 | |
| **6:15 PM** | | 409 | 394 | 403 | | 402 | | | 402 | |
| **6:30 PM** | | 386 | 364 | 405 | | 385 | | | 385 | |
| **6:45 PM** | | 370 | 366 | 367 | | 368 | | | 368 | |
| **7:00 PM** | | 350 | 362 | 355 | | 356 | | | 356 | |
| **7:15 PM** | | 317 | 339 | 368 | | 341 | | | 341 | |
| **7:30 PM** | | 318 | 320 | 318 | | 319 | | | 319 | |
| **7:45 PM** | | 316 | 342 | 320 | | 326 | | | 326 | |
| **8:00 PM** | | 329 | 360 | 292 | | 327 | | | 327 | |
| **8:15 PM** | | 342 | 309 | 347 | | 333 | | | 333 | |
| **8:30 PM** | | 282 | 321 | 329 | | 311 | | | 311 | |
| **8:45 PM** | | 269 | 318 | 295 | | 294 | | | 294 | |
| **9:00 PM** | | 289 | 274 | 265 | | 276 | | | 276 | |
| **9:15 PM** | | 226 | 277 | 234 | | 246 | | | 246 | |
| **9:30 PM** | | 239 | 245 | 272 | | 252 | | | 252 | |
| **9:45 PM** | | 209 | 238 | 232 | | 226 | | | 226 | |
| **10:00 PM** | | 193 | 198 | 202 | | 198 | | | 198 | |
| **10:15 PM** | | 191 | 198 | 190 | | 193 | | | 193 | |
| **10:30 PM** | | 144 | 196 | 148 | | 163 | | | 163 | |
| **10:45 PM** | | 144 | 155 | 170 | | 156 | | | 156 | |
| **11:00 PM** | | 123 | 120 | 133 | | 125 | | | 125 | |
| **11:15 PM** | | 116 | 122 | 110 | | 116 | | | 116 | |
| **11:30 PM** | | 100 | 126 | 98 | | 108 | | | 108 | |
| **11:45 PM** | | 74 | 83 | 76 | | 78 | | | 78 | |
| **Day Total** | | 31639 | 32023 | 31511 | | 31724 | | | 31724 | |
| % Weekday Average | | 99.7% | 100.9% | 99.3% | | | | | | |
| % Week Average | | 99.7% | 100.9% | 99.3% | | 100.0% | | | | |
| AM Peak Volume | | 6:00 AM 660 | 6:00 AM 642 | 6:30 AM 668 | | 6:00 AM 651 | | | 6:00 AM 651 | |
| PM Peak Volume | | 2:30 PM 469 | 2:30 PM 488 | 4:00 PM 480 | | 2:30 PM 471 | | | 2:30 PM 471 | |

*Comments:*

**LOCATION:** 4(SA) South Dixie Hwy S of SW 136th St
**PDS JOB #:** 14702306
**SPECIFIC LOCATION:** 4(SA) South Dixie Hwy S of SW 136th St
**DIRECTION:** SB
**CITY/STATE:** Unincorporated Miami-Dade County, FL
**DATE:** May 22 2018 - May 24 2018

| Start Time | Mon | Tue 22-May-18 | Wed 23-May-18 | Thu 24-May-18 | Fri | Average Weekday Hourly Traffic | Sat | Sun | Average Week Hourly Traffic | Average Week Profile |
|---|---|---|---|---|---|---|---|---|---|---|
| 12:00 AM | | 182 | 199 | 220 | | 200 | | | 200 | |
| 12:15 AM | | 160 | 178 | 173 | | 170 | | | 170 | |
| 12:30 AM | | 120 | 152 | 151 | | 141 | | | 141 | |
| 12:45 AM | | 116 | 108 | 118 | | 114 | | | 114 | |
| 1:00 AM | | 94 | 114 | 134 | | 114 | | | 114 | |
| 1:15 AM | | 94 | 80 | 112 | | 95 | | | 95 | |
| 1:30 AM | | 64 | 109 | 90 | | 88 | | | 88 | |
| 1:45 AM | | 54 | 78 | 82 | | 71 | | | 71 | |
| 2:00 AM | | 53 | 70 | 66 | | 63 | | | 63 | |
| 2:15 AM | | 64 | 58 | 76 | | 66 | | | 66 | |
| 2:30 AM | | 56 | 45 | 60 | | 54 | | | 54 | |
| 2:45 AM | | 42 | 65 | 56 | | 54 | | | 54 | |
| 3:00 AM | | 42 | 34 | 44 | | 40 | | | 40 | |
| 3:15 AM | | 44 | 36 | 46 | | 42 | | | 42 | |
| 3:30 AM | | 42 | 32 | 40 | | 38 | | | 38 | |
| 3:45 AM | | 44 | 42 | 49 | | 45 | | | 45 | |
| 4:00 AM | | 50 | 32 | 44 | | 42 | | | 42 | |
| 4:15 AM | | 60 | 41 | 58 | | 53 | | | 53 | |
| 4:30 AM | | 58 | 58 | 42 | | 53 | | | 53 | |
| 4:45 AM | | 50 | 58 | 68 | | 59 | | | 59 | |
| 5:00 AM | | 62 | 66 | 72 | | 67 | | | 67 | |
| 5:15 AM | | 70 | 76 | 88 | | 78 | | | 78 | |
| 5:30 AM | | 80 | 92 | 112 | | 95 | | | 95 | |
| 5:45 AM | | 124 | 128 | 120 | | 124 | | | 124 | |
| Day Total | | | | | | | | | | |
| % Weekday Average | | | | | | | | | | |
| % Week Average | | | | | | | | | | |
| AM Peak Volume | | | | | | | | | | |
| PM Peak Volume | | | | | | | | | | |

*Comments:*



SOURCE: Premiere Design Solutions, Inc. (www.pds-eng.com) 954-237-7850

**LOCATION:** 4(SA) South Dixie Hwy S of SW 136th St
**SPECIFIC LOCATION:** 4(SA) South Dixie Hwy S of SW 136th St
**CITY/STATE:** Unincorporated Miami-Dade County, FL

**PDS JOB #:** 14702306
**DIRECTION:** SB
**DATE:** May 22 2018 - May 24 2018

| Start Time | Mon | Tue 22-May-18 | Wed 23-May-18 | Thu 24-May-18 | Fri | Average Weekday Hourly Traffic | Sat | Sun | Average Week Hourly Traffic | Average Week Profile |
|---|---|---|---|---|---|---|---|---|---|---|
| **6:00 AM** | | 160 | 167 | 138 | | 155 | | | 155 | |
| **6:15 AM** | | 206 | 222 | 217 | | 215 | | | 215 | |
| **6:30 AM** | | 270 | 267 | 279 | | 272 | | | 272 | |
| **6:45 AM** | | 278 | 309 | 332 | | 306 | | | 306 | |
| **7:00 AM** | | 318 | 324 | 293 | | 312 | | | 312 | |
| **7:15 AM** | | 315 | 328 | 332 | | 325 | | | 325 | |
| **7:30 AM** | | 372 | 360 | 342 | | 358 | | | 358 | |
| **7:45 AM** | | 352 | 339 | 334 | | 342 | | | 342 | |
| **8:00 AM** | | 321 | 312 | 300 | | 311 | | | 311 | |
| **8:15 AM** | | 310 | 332 | 340 | | 327 | | | 327 | |
| **8:30 AM** | | 354 | 384 | 362 | | 367 | | | 367 | |
| **8:45 AM** | | 355 | 325 | 344 | | 341 | | | 341 | |
| **9:00 AM** | | 334 | 336 | 334 | | 335 | | | 335 | |
| **9:15 AM** | | 313 | 320 | 336 | | 323 | | | 323 | |
| **9:30 AM** | | 319 | 320 | 332 | | 324 | | | 324 | |
| **9:45 AM** | | 366 | 348 | 342 | | 352 | | | 352 | |
| **10:00 AM** | | 324 | 319 | 317 | | 320 | | | 320 | |
| **10:15 AM** | | 348 | 353 | 370 | | 357 | | | 357 | |
| **10:30 AM** | | 376 | 386 | 377 | | 380 | | | 380 | |
| **10:45 AM** | | 358 | 337 | 324 | | 340 | | | 340 | |
| **11:00 AM** | | 373 | 379 | 379 | | 377 | | | 377 | |
| **11:15 AM** | | 390 | 382 | 382 | | 385 | | | 385 | |
| **11:30 AM** | | **393** | 392 | **420** | | **402** | | | **402** | |
| **11:45 AM** | | 375 | **414** | 396 | | 395 | | | 395 | |
| **Day Total** | | | | | | | | | | |
| % Weekday Average | | | | | | | | | | |
| % Week Average | | | | | | | | | | |
| AM Peak Volume | | | | | | | | | | |
| PM Peak Volume | | | | | | | | | | |

*Comments:*



SOURCE: Premiere Design Solutions, Inc. (www.pds-eng.com) 954-237-7850

**LOCATION:** 4(SA) South Dixie Hwy S of SW 136th St
**PDS JOB #:** 14702306
**SPECIFIC LOCATION:** 4(SA) South Dixie Hwy S of SW 136th St
**DIRECTION:** SB
**CITY/STATE:** Unincorporated Miami-Dade County, FL
**DATE:** May 22 2018 - May 24 2018

| Start Time | Mon | Tue 22-May-18 | Wed 23-May-18 | Thu 24-May-18 | Fri | Average Weekday Hourly Traffic | Sat | Sun | Average Week Hourly Traffic | Average Week Profile |
|---|---|---|---|---|---|---|---|---|---|---|
| **12:00 PM** | | 440 | 442 | 442 | | 441 | | | 441 | |
| **12:15 PM** | | 436 | 410 | 434 | | 427 | | | 427 | |
| **12:30 PM** | | 432 | 400 | 396 | | 409 | | | 409 | |
| **12:45 PM** | | 472 | 448 | 464 | | 461 | | | 461 | |
| **1:00 PM** | | 430 | 434 | 428 | | 431 | | | 431 | |
| **1:15 PM** | | 452 | 396 | 430 | | 426 | | | 426 | |
| **1:30 PM** | | 451 | 482 | 436 | | 456 | | | 456 | |
| **1:45 PM** | | 420 | 392 | 424 | | 412 | | | 412 | |
| **2:00 PM** | | 442 | 478 | 430 | | 450 | | | 450 | |
| **2:15 PM** | | 451 | 458 | 450 | | 453 | | | 453 | |
| **2:30 PM** | | 470 | 491 | 482 | | 481 | | | 481 | |
| **2:45 PM** | | 442 | 450 | 444 | | 445 | | | 445 | |
| **3:00 PM** | | 516 | 497 | 532 | | 515 | | | 515 | |
| **3:15 PM** | | 580 | 534 | 549 | | 554 | | | 554 | |
| **3:30 PM** | | 514 | 550 | 550 | | 538 | | | 538 | |
| **3:45 PM** | | 540 | 507 | 490 | | 512 | | | 512 | |
| **4:00 PM** | | 572 | 574 | 588 | | 578 | | | 578 | |
| **4:15 PM** | | 559 | 575 | **590** | | 575 | | | 575 | |
| **4:30 PM** | | 548 | 554 | 536 | | 546 | | | 546 | |
| **4:45 PM** | | 518 | 540 | 535 | | 531 | | | 531 | |
| **5:00 PM** | | 596 | 559 | 581 | | 579 | | | 579 | |
| **5:15 PM** | | **626** | **617** | 574 | | **606** | | | **606** | |
| **5:30 PM** | | 542 | 564 | 590 | | 565 | | | 565 | |
| **5:45 PM** | | 529 | 582 | 536 | | 549 | | | 549 | |
| **Day Total** | | | | | | | | | | |
| % Weekday Average | | | | | | | | | | |
| % Week Average | | | | | | | | | | |
| AM Peak Volume | | | | | | | | | | |
| PM Peak Volume | | | | | | | | | | |

*Comments:*



SOURCE: Premiere Design Solutions, Inc. (www.pds-eng.com) 954-237-7850

**LOCATION:** 4(SA) South Dixie Hwy S of SW 136th St

**PDS JOB #:** 14702306

**SPECIFIC LOCATION:** 4(SA) South Dixie Hwy S of SW 136th St

**DIRECTION:** SB

**CITY/STATE:** Unincorporated Miami-Dade County, FL

**DATE:** May 22 2018 - May 24 2018

| Start Time | Mon | Tue 22-May-18 | Wed 23-May-18 | Thu 24-May-18 | Fri | Average Weekday Hourly Traffic | Sat | Sun | Average Week Hourly Traffic | Average Week Profile |
|---|---|---|---|---|---|---|---|---|---|---|
| **6:00 PM** | | 590 | 610 | 579 | | 593 | | | 593 | |
| **6:15 PM** | | 574 | 554 | 586 | | 571 | | | 571 | |
| **6:30 PM** | | 519 | 532 | 526 | | 526 | | | 526 | |
| **6:45 PM** | | 522 | 500 | 544 | | 522 | | | 522 | |
| **7:00 PM** | | 545 | 570 | 531 | | 549 | | | 549 | |
| **7:15 PM** | | 527 | 539 | 514 | | 527 | | | 527 | |
| **7:30 PM** | | 514 | 507 | 492 | | 504 | | | 504 | |
| **7:45 PM** | | 482 | 508 | 488 | | 493 | | | 493 | |
| **8:00 PM** | | 460 | 446 | 446 | | 451 | | | 451 | |
| **8:15 PM** | | 468 | 487 | 454 | | 470 | | | 470 | |
| **8:30 PM** | | 432 | 426 | 436 | | 431 | | | 431 | |
| **8:45 PM** | | 442 | 464 | 450 | | 452 | | | 452 | |
| **9:00 PM** | | 388 | 479 | 461 | | 443 | | | 443 | |
| **9:15 PM** | | 400 | 427 | 431 | | 419 | | | 419 | |
| **9:30 PM** | | 376 | 410 | 440 | | 409 | | | 409 | |
| **9:45 PM** | | 416 | 350 | 392 | | 386 | | | 386 | |
| **10:00 PM** | | 414 | 391 | 411 | | 405 | | | 405 | |
| **10:15 PM** | | 348 | 365 | 358 | | 357 | | | 357 | |
| **10:30 PM** | | 313 | 336 | 334 | | 328 | | | 328 | |
| **10:45 PM** | | 308 | 310 | 298 | | 305 | | | 305 | |
| **11:00 PM** | | 266 | 298 | 282 | | 282 | | | 282 | |
| **11:15 PM** | | 274 | 294 | 274 | | 281 | | | 281 | |
| **11:30 PM** | | 212 | 260 | 236 | | 236 | | | 236 | |
| **11:45 PM** | | 214 | 205 | 248 | | 222 | | | 222 | |
| **Day Total** | | 31687 | 32108 | 32165 | | 31989 | | | 31989 | |
| % Weekday Average | | 99.1% | 100.4% | 100.6% | | | | | | |
| % Week Average | | 99.1% | 100.4% | 100.6% | | 100.0% | | | | |
| AM Peak<br>Volume | | 11:30 AM<br>393 | 11:45 AM<br>414 | 11:30 AM<br>420 | | 11:30 AM<br>402 | | | 11:30 AM<br>402 | |
| PM Peak<br>Volume | | 5:15 PM<br>626 | 5:15 PM<br>617 | 4:15 PM<br>590 | | 5:15 PM<br>606 | | | 5:15 PM<br>606 | |

*Comments:*



SOURCE: Premiere Design Solutions, Inc. (www.pds-eng.com) 954-237-7850

**LOCATION:** 4(SA) South Dixie Hwy S of SW 136th St

**SPECIFIC LOCATION:** 4(SA) South Dixie Hwy S of SW 136th St

**CITY/STATE:** Palmetto Bay, FL

**PDS JOB #:** 14702306

**DIRECTION:** NB/SB

**DATE:** May 22 2018 - May 24 2018

| Start Time | Mon | Tue 22-May-18 | Wed 23-May-18 | Thu 24-May-18 | Fri | Average Weekday Hourly Traffic | Sat | Sun | Average Week Hourly Traffic | Average Week Profile |
|---|---|---|---|---|---|---|---|---|---|---|
| 12:00 AM | | 256 | 287 | 308 | | 284 | | | 284 | |
| 12:15 AM | | 212 | 245 | 254 | | 237 | | | 237 | |
| 12:30 AM | | 158 | 212 | 203 | | 191 | | | 191 | |
| 12:45 AM | | 169 | 169 | 168 | | 169 | | | 169 | |
| 1:00 AM | | 127 | 148 | 190 | | 155 | | | 155 | |
| 1:15 AM | | 137 | 119 | 165 | | 140 | | | 140 | |
| 1:30 AM | | 98 | 145 | 123 | | 122 | | | 122 | |
| 1:45 AM | | 90 | 110 | 112 | | 104 | | | 104 | |
| 2:00 AM | | 85 | 104 | 106 | | 98 | | | 98 | |
| 2:15 AM | | 96 | 94 | 116 | | 102 | | | 102 | |
| 2:30 AM | | 106 | 80 | 113 | | 100 | | | 100 | |
| 2:45 AM | | 74 | 106 | 100 | | 93 | | | 93 | |
| 3:00 AM | | 83 | 74 | 90 | | 82 | | | 82 | |
| 3:15 AM | | 125 | 94 | 106 | | 108 | | | 108 | |
| 3:30 AM | | 104 | 104 | 123 | | 110 | | | 110 | |
| 3:45 AM | | 128 | 110 | 117 | | 118 | | | 118 | |
| 4:00 AM | | 133 | 142 | 153 | | 143 | | | 143 | |
| 4:15 AM | | 202 | 190 | 199 | | 197 | | | 197 | |
| 4:30 AM | | 262 | 252 | 222 | | 245 | | | 245 | |
| 4:45 AM | | 326 | 315 | 324 | | 322 | | | 322 | |
| 5:00 AM | | 412 | 416 | 410 | | 413 | | | 413 | |
| 5:15 AM | | 512 | 498 | 533 | | 514 | | | 514 | |
| 5:30 AM | | 662 | 685 | 654 | | 667 | | | 667 | |
| 5:45 AM | | 746 | 745 | 668 | | 720 | | | 720 | |
| Day Total | | | | | | | | | | |
| % Weekday Average | | | | | | | | | | |
| % Week Average | | | | | | | | | | |
| AM Peak Volume | | | | | | | | | | |
| PM Peak Volume | | | | | | | | | | |

*Comments:*



SOURCE: Premiere Design Solutions, Inc. (www.pds-eng.com) 954-237-7850

**LOCATION:** 4(SA) South Dixie Hwy S of SW 136th St

**PDS JOB #:** 14702306

**SPECIFIC LOCATION:** 4(SA) South Dixie Hwy S of SW 136th St

**DIRECTION:** NB/SB

**CITY/STATE:** Palmetto Bay, FL

**DATE:** May 22 2018 - May 24 2018

| Start Time | Mon | Tue 22-May-18 | Wed 23-May-18 | Thu 24-May-18 | Fri | Average Weekday Hourly Traffic | Sat | Sun | Average Week Hourly Traffic | Average Week Profile |
|---|---|---|---|---|---|---|---|---|---|---|
| **6:00 AM** | | 820 | 809 | 789 | | 806 | | | 806 | |
| **6:15 AM** | | 792 | 778 | 740 | | 770 | | | 770 | |
| **6:30 AM** | | 900 | 870 | **947** | | 906 | | | 906 | |
| **6:45 AM** | | 784 | 847 | 848 | | 826 | | | 826 | |
| **7:00 AM** | | 935 | 930 | 917 | | 927 | | | 927 | |
| **7:15 AM** | | 843 | 860 | 844 | | 849 | | | 849 | |
| **7:30 AM** | | **950** | 940 | 929 | | 940 | | | 940 | |
| **7:45 AM** | | 839 | 869 | 862 | | 857 | | | 857 | |
| **8:00 AM** | | 895 | 921 | 880 | | 899 | | | 899 | |
| **8:15 AM** | | 840 | 852 | 858 | | 850 | | | 850 | |
| **8:30 AM** | | 938 | **986** | 936 | | **953** | | | **953** | |
| **8:45 AM** | | 855 | 844 | 852 | | 850 | | | 850 | |
| **9:00 AM** | | 862 | 933 | 902 | | 899 | | | 899 | |
| **9:15 AM** | | 851 | 850 | 862 | | 854 | | | 854 | |
| **9:30 AM** | | 765 | 774 | 595 | | 711 | | | 711 | |
| **9:45 AM** | | 762 | 748 | 729 | | 746 | | | 746 | |
| **10:00 AM** | | 723 | 744 | 725 | | 731 | | | 731 | |
| **10:15 AM** | | 770 | 750 | 776 | | 765 | | | 765 | |
| **10:30 AM** | | 744 | 761 | 747 | | 751 | | | 751 | |
| **10:45 AM** | | 798 | 761 | 742 | | 767 | | | 767 | |
| **11:00 AM** | | 759 | 781 | 807 | | 782 | | | 782 | |
| **11:15 AM** | | 770 | 766 | 767 | | 768 | | | 768 | |
| **11:30 AM** | | 819 | 802 | 854 | | 825 | | | 825 | |
| **11:45 AM** | | 793 | 830 | 786 | | 803 | | | 803 | |
| **Day Total** | | | | | | | | | | |
| % Weekday Average | | | | | | | | | | |
| % Week Average | | | | | | | | | | |
| AM Peak Volume | | | | | | | | | | |
| PM Peak Volume | | | | | | | | | | |

*Comments:*



SOURCE: Premiere Design Solutions, Inc. (www.pds-eng.com) 954-237-7850

**LOCATION:** 4(SA) South Dixie Hwy S of SW 136th St
**PDS JOB #:** 14702306
**SPECIFIC LOCATION:** 4(SA) South Dixie Hwy S of SW 136th St
**DIRECTION:** NB/SB
**CITY/STATE:** Palmetto Bay, FL
**DATE:** May 22 2018 - May 24 2018

| Start Time | Mon | Tue 22-May-18 | Wed 23-May-18 | Thu 24-May-18 | Fri | Average Weekday Hourly Traffic | Sat | Sun | Average Week Hourly Traffic | Average Week Profile |
|---|---|---|---|---|---|---|---|---|---|---|
| **12:00 PM** | | 889 | 883 | 868 | | 880 | | | 880 | |
| **12:15 PM** | | 817 | 776 | 810 | | 801 | | | 801 | |
| **12:30 PM** | | 867 | 822 | 826 | | 838 | | | 838 | |
| **12:45 PM** | | 868 | 868 | 882 | | 873 | | | 873 | |
| **1:00 PM** | | 815 | 813 | 812 | | 813 | | | 813 | |
| **1:15 PM** | | 900 | 812 | 877 | | 863 | | | 863 | |
| **1:30 PM** | | 851 | 884 | 808 | | 848 | | | 848 | |
| **1:45 PM** | | 838 | 789 | 805 | | 811 | | | 811 | |
| **2:00 PM** | | 842 | 919 | 844 | | 868 | | | 868 | |
| **2:15 PM** | | 833 | 844 | 832 | | 836 | | | 836 | |
| **2:30 PM** | | 939 | 979 | 938 | | 952 | | | 952 | |
| **2:45 PM** | | 816 | 838 | 840 | | 831 | | | 831 | |
| **3:00 PM** | | 981 | 888 | 966 | | 945 | | | 945 | |
| **3:15 PM** | | **1034** | 974 | 939 | | 982 | | | 982 | |
| **3:30 PM** | | 969 | 956 | 987 | | 971 | | | 971 | |
| **3:45 PM** | | 986 | 942 | 945 | | 958 | | | 958 | |
| **4:00 PM** | | 1027 | 1010 | **1068** | | **1035** | | | **1035** | |
| **4:15 PM** | | 979 | 997 | 1000 | | 992 | | | 992 | |
| **4:30 PM** | | 964 | 944 | 952 | | 953 | | | 953 | |
| **4:45 PM** | | 918 | 950 | 959 | | 942 | | | 942 | |
| **5:00 PM** | | 1013 | 1009 | 1008 | | 1010 | | | 1010 | |
| **5:15 PM** | | 1028 | **1071** | 962 | | 1020 | | | 1020 | |
| **5:30 PM** | | 963 | 1002 | 976 | | 980 | | | 980 | |
| **5:45 PM** | | 937 | 1010 | 978 | | 975 | | | 975 | |
| **Day Total** | | | | | | | | | | |
| % Weekday Average | | | | | | | | | | |
| % Week Average | | | | | | | | | | |
| AM Peak Volume | | | | | | | | | | |
| PM Peak Volume | | | | | | | | | | |

*Comments:*



SOURCE: Premiere Design Solutions, Inc. (www.pds-eng.com) 954-237-7850

**LOCATION:** 4(SA) South Dixie Hwy S of SW 136th St

**PDS JOB #:** 14702306

**SPECIFIC LOCATION:** 4(SA) South Dixie Hwy S of SW 136th St

**DIRECTION:** NB/SB

**CITY/STATE:** Palmetto Bay, FL

**DATE:** May 22 2018 - May 24 2018

| Start Time | Mon | Tue 22-May-18 | Wed 23-May-18 | Thu 24-May-18 | Fri | Average Weekday Hourly Traffic | Sat | Sun | Average Week Hourly Traffic | Average Week Profile |
|---|---|---|---|---|---|---|---|---|---|---|
| **6:00 PM** | | 992 | 1016 | 982 | | 997 | | | 997 | |
| **6:15 PM** | | 983 | 948 | 989 | | 973 | | | 973 | |
| **6:30 PM** | | 905 | 896 | 931 | | 911 | | | 911 | |
| **6:45 PM** | | 892 | 866 | 911 | | 890 | | | 890 | |
| **7:00 PM** | | 895 | 932 | 886 | | 904 | | | 904 | |
| **7:15 PM** | | 844 | 878 | 882 | | 868 | | | 868 | |
| **7:30 PM** | | 832 | 827 | 810 | | 823 | | | 823 | |
| **7:45 PM** | | 798 | 850 | 808 | | 819 | | | 819 | |
| **8:00 PM** | | 789 | 806 | 738 | | 778 | | | 778 | |
| **8:15 PM** | | 810 | 796 | 801 | | 802 | | | 802 | |
| **8:30 PM** | | 714 | 747 | 765 | | 742 | | | 742 | |
| **8:45 PM** | | 711 | 782 | 745 | | 746 | | | 746 | |
| **9:00 PM** | | 677 | 753 | 726 | | 719 | | | 719 | |
| **9:15 PM** | | 626 | 704 | 665 | | 665 | | | 665 | |
| **9:30 PM** | | 615 | 655 | 712 | | 661 | | | 661 | |
| **9:45 PM** | | 625 | 588 | 624 | | 612 | | | 612 | |
| **10:00 PM** | | 607 | 589 | 613 | | 603 | | | 603 | |
| **10:15 PM** | | 539 | 563 | 548 | | 550 | | | 550 | |
| **10:30 PM** | | 457 | 532 | 482 | | 490 | | | 490 | |
| **10:45 PM** | | 452 | 465 | 468 | | 462 | | | 462 | |
| **11:00 PM** | | 389 | 418 | 415 | | 407 | | | 407 | |
| **11:15 PM** | | 390 | 416 | 384 | | 397 | | | 397 | |
| **11:30 PM** | | 312 | 386 | 334 | | 344 | | | 344 | |
| **11:45 PM** | | 288 | 288 | 324 | | 300 | | | 300 | |
| **Day Total** | | 63326 | 64131 | 63676 | | 63709 | | | 63709 | |
| % Weekday Average | | 99.4% | 100.7% | 99.9% | | | | | | |
| % Week Average | | 99.4% | 100.7% | 99.9% | | 100.0% | | | | |
| AM Peak | | 7:30 AM | 8:30 AM | 6:30 AM | | 8:30 AM | | | 8:30 AM | |
| Volume | | 950 | 986 | 947 | | 953 | | | 953 | |
| PM Peak | | 3:15 PM | 5:15 PM | 4:00 PM | | 4:00 PM | | | 4:00 PM | |
| Volume | | 1034 | 1071 | 1068 | | 1035 | | | 1035 | |

*Comments:*



SOURCE: Premiere Design Solutions, Inc. (www.pds-eng.com) 954-237-7850

**LOCATION:** 4(EA) SW 136th St E of†South Dixie Hwy

**PDS JOB #:** 14702307

**SPECIFIC LOCATION:** 4(EA) SW 136th St E of†South Dixie Hwy

**DIRECTION:** EB

**CITY/STATE:** Palmetto Bay, FL

**DATE:** May 22 2018 - May 24 2018

| Start Time | Mon | Tue 22-May-18 | Wed 23-May-18 | Thu 24-May-18 | Fri | Average Weekday Hourly Traffic | Sat | Sun | Average Week Hourly Traffic | Average Week Profile |
|---|---|---|---|---|---|---|---|---|---|---|
| **12:00 AM** | | 9 | 14 | 17 | | 13 | | | 13 | |
| **12:15 AM** | | 12 | 8 | 10 | | 10 | | | 10 | |
| **12:30 AM** | | 7 | 12 | 7 | | 9 | | | 9 | |
| **12:45 AM** | | 8 | 11 | 4 | | 8 | | | 8 | |
| **1:00 AM** | | 9 | 11 | 3 | | 8 | | | 8 | |
| **1:15 AM** | | 4 | 5 | 6 | | 5 | | | 5 | |
| **1:30 AM** | | 1 | 8 | 6 | | 5 | | | 5 | |
| **1:45 AM** | | 6 | 4 | 4 | | 5 | | | 5 | |
| **2:00 AM** | | 0 | 5 | 3 | | 3 | | | 3 | |
| **2:15 AM** | | 6 | 3 | 1 | | 3 | | | 3 | |
| **2:30 AM** | | 4 | 3 | 2 | | 3 | | | 3 | |
| **2:45 AM** | | 3 | 3 | 1 | | 2 | | | 2 | |
| **3:00 AM** | | 3 | 3 | 2 | | 3 | | | 3 | |
| **3:15 AM** | | 2 | 0 | 1 | | 1 | | | 1 | |
| **3:30 AM** | | 6 | 1 | 3 | | 3 | | | 3 | |
| **3:45 AM** | | 5 | 4 | 3 | | 4 | | | 4 | |
| **4:00 AM** | | 2 | 8 | 2 | | 4 | | | 4 | |
| **4:15 AM** | | 2 | 4 | 4 | | 3 | | | 3 | |
| **4:30 AM** | | 4 | 3 | 1 | | 3 | | | 3 | |
| **4:45 AM** | | 12 | 5 | 8 | | 8 | | | 8 | |
| **5:00 AM** | | 5 | 4 | 3 | | 4 | | | 4 | |
| **5:15 AM** | | 19 | 18 | 18 | | 18 | | | 18 | |
| **5:30 AM** | | 9 | 26 | 5 | | 13 | | | 13 | |
| **5:45 AM** | | 11 | 18 | 24 | | 18 | | | 18 | |
| **Day Total** | | | | | | | | | | |
| % Weekday Average | | | | | | | | | | |
| % Week Average | | | | | | | | | | |
| AM Peak Volume | | | | | | | | | | |
| PM Peak Volume | | | | | | | | | | |

*Comments:*



SOURCE: Premiere Design Solutions, Inc. (www.pds-eng.com) 954-237-7850

**LOCATION:** 4(EA) SW 136th St E of†South Dixie Hwy

**SPECIFIC LOCATION:** 4(EA) SW 136th St E of†South Dixie Hwy

**CITY/STATE:** Palmetto Bay, FL

**PDS JOB #:** 14702307

**DIRECTION:** EB

**DATE:** May 22 2018 - May 24 2018

| Start Time | Mon | Tue 22-May-18 | Wed 23-May-18 | Thu 24-May-18 | Fri | Average Weekday Hourly Traffic | Sat | Sun | Average Week Hourly Traffic | Average Week Profile |
|---|---|---|---|---|---|---|---|---|---|---|
| **6:00 AM** | | 17 | 20 | 22 | | 20 | | | 20 | |
| **6:15 AM** | | 23 | 30 | 26 | | 26 | | | 26 | |
| **6:30 AM** | | 42 | 42 | 47 | | 44 | | | 44 | |
| **6:45 AM** | | 76 | 65 | 80 | | 74 | | | 74 | |
| **7:00 AM** | | 84 | 64 | 62 | | 70 | | | 70 | |
| **7:15 AM** | | 93 | 102 | 96 | | 97 | | | 97 | |
| **7:30 AM** | | 106 | 100 | 86 | | 97 | | | 97 | |
| **7:45 AM** | | 96 | 106 | 104 | | 102 | | | 102 | |
| **8:00 AM** | | 104 | 108 | 120 | | 111 | | | 111 | |
| **8:15 AM** | | 112 | 116 | 107 | | 112 | | | 112 | |
| **8:30 AM** | | 119 | 112 | 116 | | 116 | | | 116 | |
| **8:45 AM** | | 112 | **133** | 105 | | 117 | | | 117 | |
| **9:00 AM** | | 104 | 104 | 92 | | 100 | | | 100 | |
| **9:15 AM** | | 90 | 102 | 100 | | 97 | | | 97 | |
| **9:30 AM** | | 96 | 90 | 84 | | 90 | | | 90 | |
| **9:45 AM** | | 108 | 101 | 112 | | 107 | | | 107 | |
| **10:00 AM** | | 107 | 92 | 72 | | 90 | | | 90 | |
| **10:15 AM** | | 88 | 105 | 109 | | 101 | | | 101 | |
| **10:30 AM** | | 98 | 108 | 104 | | 103 | | | 103 | |
| **10:45 AM** | | 101 | 80 | 87 | | 89 | | | 89 | |
| **11:00 AM** | | 110 | 106 | 92 | | 103 | | | 103 | |
| **11:15 AM** | | 100 | 100 | 108 | | 103 | | | 103 | |
| **11:30 AM** | | 104 | 111 | **134** | | 116 | | | 116 | |
| **11:45 AM** | | **128** | 126 | 132 | | **129** | | | **129** | |
| **Day Total** | | | | | | | | | | |
| % Weekday Average | | | | | | | | | | |
| % Week Average | | | | | | | | | | |
| AM Peak Volume | | | | | | | | | | |
| PM Peak Volume | | | | | | | | | | |

*Comments:*



SOURCE: Premiere Design Solutions, Inc. (www.pds-eng.com) 954-237-7850

**LOCATION:** 4(EA) SW 136th St E of†South Dixie Hwy

**SPECIFIC LOCATION:** 4(EA) SW 136th St E of†South Dixie Hwy

**CITY/STATE:** Palmetto Bay, FL

**PDS JOB #:** 14702307

**DIRECTION:** EB

**DATE:** May 22 2018 - May 24 2018

| Start Time | Mon | Tue 22-May-18 | Wed 23-May-18 | Thu 24-May-18 | Fri | Average Weekday Hourly Traffic | Sat | Sun | Average Week Hourly Traffic | Average Week Profile |
|---|---|---|---|---|---|---|---|---|---|---|
| **12:00 PM** | | 123 | 108 | 117 | | 116 | | | 116 | |
| **12:15 PM** | | **140** | 112 | 91 | | 114 | | | 114 | |
| **12:30 PM** | | 108 | 123 | 113 | | 115 | | | 115 | |
| **12:45 PM** | | 121 | 114 | 118 | | 118 | | | 118 | |
| **1:00 PM** | | 120 | 110 | 129 | | 120 | | | 120 | |
| **1:15 PM** | | 114 | 108 | 142 | | 121 | | | 121 | |
| **1:30 PM** | | 106 | 126 | 138 | | 123 | | | 123 | |
| **1:45 PM** | | 114 | 111 | 105 | | 110 | | | 110 | |
| **2:00 PM** | | 104 | 112 | 104 | | 107 | | | 107 | |
| **2:15 PM** | | 137 | 115 | 129 | | 127 | | | 127 | |
| **2:30 PM** | | 131 | 115 | 128 | | 125 | | | 125 | |
| **2:45 PM** | | 124 | 120 | 137 | | 127 | | | 127 | |
| **3:00 PM** | | 124 | 136 | 123 | | 128 | | | 128 | |
| **3:15 PM** | | 134 | 144 | **146** | | **141** | | | **141** | |
| **3:30 PM** | | 126 | 131 | 143 | | 133 | | | 133 | |
| **3:45 PM** | | 114 | 104 | 142 | | 120 | | | 120 | |
| **4:00 PM** | | 105 | 120 | 118 | | 114 | | | 114 | |
| **4:15 PM** | | 104 | 113 | 106 | | 108 | | | 108 | |
| **4:30 PM** | | 112 | 128 | 130 | | 123 | | | 123 | |
| **4:45 PM** | | 119 | 118 | 119 | | 119 | | | 119 | |
| **5:00 PM** | | 95 | 100 | 120 | | 105 | | | 105 | |
| **5:15 PM** | | 116 | 132 | 122 | | 123 | | | 123 | |
| **5:30 PM** | | 124 | **146** | 127 | | 132 | | | 132 | |
| **5:45 PM** | | 105 | 121 | 116 | | 114 | | | 114 | |
| **Day Total** | | | | | | | | | | |
| % Weekday Average | | | | | | | | | | |
| % Week Average | | | | | | | | | | |
| AM Peak Volume | | | | | | | | | | |
| PM Peak Volume | | | | | | | | | | |

*Comments:*



SOURCE: Premiere Design Solutions, Inc. (www.pds-eng.com) 954-237-7850

**LOCATION:** 4(EA) SW 136th St E of†South Dixie Hwy

**SPECIFIC LOCATION:** 4(EA) SW 136th St E of†South Dixie Hwy

**CITY/STATE:** Palmetto Bay, FL

**PDS JOB #:** 14702307

**DIRECTION:** EB

**DATE:** May 22 2018 - May 24 2018

| Start Time | Mon | Tue 22-May-18 | Wed 23-May-18 | Thu 24-May-18 | Fri | Average Weekday Hourly Traffic | Sat | Sun | Average Week Hourly Traffic | Average Week Profile |
|---|---|---|---|---|---|---|---|---|---|---|
| **6:00 PM** | | 112 | 112 | 104 | | 109 | | | 109 | |
| **6:15 PM** | | 120 | 101 | 120 | | 114 | | | 114 | |
| **6:30 PM** | | 98 | 104 | 96 | | 99 | | | 99 | |
| **6:45 PM** | | 82 | 92 | 96 | | 90 | | | 90 | |
| **7:00 PM** | | 134 | 112 | 135 | | 127 | | | 127 | |
| **7:15 PM** | | 116 | 108 | 104 | | 109 | | | 109 | |
| **7:30 PM** | | 98 | 97 | 86 | | 94 | | | 94 | |
| **7:45 PM** | | 94 | 104 | 90 | | 96 | | | 96 | |
| **8:00 PM** | | 104 | 90 | 94 | | 96 | | | 96 | |
| **8:15 PM** | | 103 | 102 | 88 | | 98 | | | 98 | |
| **8:30 PM** | | 87 | 73 | 74 | | 78 | | | 78 | |
| **8:45 PM** | | 92 | 73 | 80 | | 82 | | | 82 | |
| **9:00 PM** | | 69 | 83 | 66 | | 73 | | | 73 | |
| **9:15 PM** | | 58 | 66 | 60 | | 61 | | | 61 | |
| **9:30 PM** | | 59 | 64 | 76 | | 66 | | | 66 | |
| **9:45 PM** | | 44 | 46 | 50 | | 47 | | | 47 | |
| **10:00 PM** | | 35 | 49 | 49 | | 44 | | | 44 | |
| **10:15 PM** | | 27 | 31 | 45 | | 34 | | | 34 | |
| **10:30 PM** | | 23 | 32 | 28 | | 28 | | | 28 | |
| **10:45 PM** | | 26 | 30 | 30 | | 29 | | | 29 | |
| **11:00 PM** | | 18 | 13 | 26 | | 19 | | | 19 | |
| **11:15 PM** | | 17 | 16 | 11 | | 15 | | | 15 | |
| **11:30 PM** | | 12 | 14 | 20 | | 15 | | | 15 | |
| **11:45 PM** | | 15 | 22 | 16 | | 18 | | | 18 | |
| **Day Total** | | 6830 | 6905 | 6942 | | 6894 | | | 6894 | |
| % Weekday Average | | 99.1% | 100.2% | 100.7% | | | | | | |
| % Week Average | | 99.1% | 100.2% | 100.7% | | 100.0% | | | | |
| AM Peak | | 11:45 AM | 8:45 AM | 11:30 AM | | 11:45 AM | | | 11:45 AM | |
| Volume | | 128 | 133 | 134 | | 129 | | | 129 | |
| PM Peak | | 12:15 PM | 5:30 PM | 3:15 PM | | 3:15 PM | | | 3:15 PM | |
| Volume | | 140 | 146 | 146 | | 141 | | | 141 | |

*Comments:*



SOURCE: Premiere Design Solutions, Inc. (www.pds-eng.com) 954-237-7850

**LOCATION:** 4(EA) SW 136th St E of†South Dixie Hwy

**PDS JOB #:** 14702307

**SPECIFIC LOCATION:** 4(EA) SW 136th St E of†South Dixie Hwy

**DIRECTION:** WB

**CITY/STATE:** Pinecrest, FL

**DATE:** May 22 2018 - May 24 2018

| Start Time | Mon | Tue 22-May-18 | Wed 23-May-18 | Thu 24-May-18 | Fri | Average Weekday Hourly Traffic | Sat | Sun | Average Week Hourly Traffic | Average Week Profile |
|---|---|---|---|---|---|---|---|---|---|---|
| 12:00 AM | | 5 | 5 | 8 | | 6 | | | 6 | |
| 12:15 AM | | 1 | 3 | 5 | | 3 | | | 3 | |
| 12:30 AM | | 2 | 5 | 1 | | 3 | | | 3 | |
| 12:45 AM | | 3 | 1 | 6 | | 3 | | | 3 | |
| 1:00 AM | | 2 | 1 | 6 | | 3 | | | 3 | |
| 1:15 AM | | 2 | 5 | 3 | | 3 | | | 3 | |
| 1:30 AM | | 8 | 6 | 5 | | 6 | | | 6 | |
| 1:45 AM | | 4 | 2 | 4 | | 3 | | | 3 | |
| 2:00 AM | | 2 | 0 | 4 | | 2 | | | 2 | |
| 2:15 AM | | 2 | 2 | 3 | | 2 | | | 2 | |
| 2:30 AM | | 1 | 0 | 3 | | 1 | | | 1 | |
| 2:45 AM | | 3 | 3 | 2 | | 3 | | | 3 | |
| 3:00 AM | | 1 | 0 | 1 | | 1 | | | 1 | |
| 3:15 AM | | 4 | 0 | 1 | | 2 | | | 2 | |
| 3:30 AM | | 0 | 1 | 0 | | 0 | | | 0 | |
| 3:45 AM | | 2 | 2 | 0 | | 1 | | | 1 | |
| 4:00 AM | | 2 | 1 | 1 | | 1 | | | 1 | |
| 4:15 AM | | 1 | 1 | 2 | | 1 | | | 1 | |
| 4:30 AM | | 3 | 4 | 2 | | 3 | | | 3 | |
| 4:45 AM | | 5 | 5 | 4 | | 5 | | | 5 | |
| 5:00 AM | | 5 | 3 | 12 | | 7 | | | 7 | |
| 5:15 AM | | 16 | 5 | 12 | | 11 | | | 11 | |
| 5:30 AM | | 13 | 13 | 13 | | 13 | | | 13 | |
| 5:45 AM | | 25 | 25 | 29 | | 26 | | | 26 | |
| **Day Total** | | | | | | | | | | |
| % Weekday Average | | | | | | | | | | |
| % Week Average | | | | | | | | | | |
| AM Peak Volume | | | | | | | | | | |
| PM Peak Volume | | | | | | | | | | |

*Comments:*



SOURCE: Premiere Design Solutions, Inc. (www.pds-eng.com) 954-237-7850

**LOCATION:** 4(EA) SW 136th St E of†South Dixie Hwy

**SPECIFIC LOCATION:** 4(EA) SW 136th St E of†South Dixie Hwy

**CITY/STATE:** Pinecrest, FL

**PDS JOB #:** 14702307

**DIRECTION:** WB

**DATE:** May 22 2018 - May 24 2018

| Start Time | Mon | Tue 22-May-18 | Wed 23-May-18 | Thu 24-May-18 | Fri | Average Weekday Hourly Traffic | Sat | Sun | Average Week Hourly Traffic | Average Week Profile |
|---|---|---|---|---|---|---|---|---|---|---|
| **6:00 AM** | | 16 | 20 | 20 | | 19 | | | 19 | |
| **6:15 AM** | | 19 | 17 | 19 | | 18 | | | 18 | |
| **6:30 AM** | | 34 | 30 | 21 | | 28 | | | 28 | |
| **6:45 AM** | | 39 | 47 | 39 | | 42 | | | 42 | |
| **7:00 AM** | | 60 | 52 | 56 | | 56 | | | 56 | |
| **7:15 AM** | | 64 | 57 | 58 | | 60 | | | 60 | |
| **7:30 AM** | | 72 | 68 | 94 | | 78 | | | 78 | |
| **7:45 AM** | | 74 | 82 | 74 | | 77 | | | 77 | |
| **8:00 AM** | | 108 | 90 | 92 | | 97 | | | 97 | |
| **8:15 AM** | | 108 | 92 | 108 | | 103 | | | 103 | |
| **8:30 AM** | | 117 | 123 | 112 | | 117 | | | 117 | |
| **8:45 AM** | | 136 | 112 | 120 | | 123 | | | 123 | |
| **9:00 AM** | | 120 | 163 | 130 | | 138 | | | 138 | |
| **9:15 AM** | | 108 | 140 | 116 | | 121 | | | 121 | |
| **9:30 AM** | | 106 | 118 | 120 | | 115 | | | 115 | |
| **9:45 AM** | | 124 | 130 | 136 | | 130 | | | 130 | |
| **10:00 AM** | | **154** | 140 | 152 | | 149 | | | 149 | |
| **10:15 AM** | | 132 | 124 | 120 | | 125 | | | 125 | |
| **10:30 AM** | | 119 | 124 | 112 | | 118 | | | 118 | |
| **10:45 AM** | | 124 | 138 | 137 | | 133 | | | 133 | |
| **11:00 AM** | | 139 | 149 | 137 | | 142 | | | 142 | |
| **11:15 AM** | | 140 | 134 | 136 | | 137 | | | 137 | |
| **11:30 AM** | | 126 | 162 | 134 | | 141 | | | 141 | |
| **11:45 AM** | | 121 | **174** | **159** | | **151** | | | **151** | |
| **Day Total** | | | | | | | | | | |
| % Weekday Average | | | | | | | | | | |
| % Week Average | | | | | | | | | | |
| AM Peak Volume | | | | | | | | | | |
| PM Peak Volume | | | | | | | | | | |

*Comments:*



SOURCE: Premiere Design Solutions, Inc. (www.pds-eng.com) 954-237-7850

**LOCATION:** 4(EA) SW 136th St E of†South Dixie Hwy

**SPECIFIC LOCATION:** 4(EA) SW 136th St E of†South Dixie Hwy

**CITY/STATE:** Pinecrest, FL

**PDS JOB #:** 14702307

**DIRECTION:** WB

**DATE:** May 22 2018 - May 24 2018

| Start Time | Mon | Tue 22-May-18 | Wed 23-May-18 | Thu 24-May-18 | Fri | Average Weekday Hourly Traffic | Sat | Sun | Average Week Hourly Traffic | Average Week Profile |
|---|---|---|---|---|---|---|---|---|---|---|
| **12:00 PM** | | 175 | 140 | 152 | | 156 | | | 156 | |
| **12:15 PM** | | 146 | 180 | 172 | | 166 | | | 166 | |
| **12:30 PM** | | 143 | 156 | 163 | | 154 | | | 154 | |
| **12:45 PM** | | 130 | 143 | 136 | | 136 | | | 136 | |
| **1:00 PM** | | 139 | 145 | 127 | | 137 | | | 137 | |
| **1:15 PM** | | 134 | 138 | 183 | | 152 | | | 152 | |
| **1:30 PM** | | 122 | 161 | 139 | | 141 | | | 141 | |
| **1:45 PM** | | 143 | 132 | 165 | | 147 | | | 147 | |
| **2:00 PM** | | 162 | 172 | 174 | | 169 | | | 169 | |
| **2:15 PM** | | 120 | 164 | 148 | | 144 | | | 144 | |
| **2:30 PM** | | 138 | 156 | 144 | | 146 | | | 146 | |
| **2:45 PM** | | 188 | 179 | 176 | | 181 | | | 181 | |
| **3:00 PM** | | 141 | 178 | 147 | | 155 | | | 155 | |
| **3:15 PM** | | 192 | 184 | 162 | | 179 | | | 179 | |
| **3:30 PM** | | 192 | 184 | 194 | | **190** | | | **190** | |
| **3:45 PM** | | 186 | 195 | 156 | | 179 | | | 179 | |
| **4:00 PM** | | 116 | **206** | **214** | | 179 | | | 179 | |
| **4:15 PM** | | 182 | 172 | 211 | | 188 | | | 188 | |
| **4:30 PM** | | 138 | 178 | 124 | | 147 | | | 147 | |
| **4:45 PM** | | 184 | 175 | 141 | | 167 | | | 167 | |
| **5:00 PM** | | 176 | 200 | 190 | | 189 | | | 189 | |
| **5:15 PM** | | 170 | 198 | 188 | | 185 | | | 185 | |
| **5:30 PM** | | 186 | 156 | 196 | | 179 | | | 179 | |
| **5:45 PM** | | **208** | 152 | 188 | | 183 | | | 183 | |
| **Day Total** | | | | | | | | | | |
| % Weekday Average | | | | | | | | | | |
| % Week Average | | | | | | | | | | |
| AM Peak Volume | | | | | | | | | | |
| PM Peak Volume | | | | | | | | | | |

*Comments:*



SOURCE: Premiere Design Solutions, Inc. (www.pds-eng.com) 954-237-7850

**LOCATION:** 4(EA) SW 136th St E of†South Dixie Hwy

**SPECIFIC LOCATION:** 4(EA) SW 136th St E of†South Dixie Hwy

**CITY/STATE:** Pinecrest, FL

**PDS JOB #:** 14702307

**DIRECTION:** WB

**DATE:** May 22 2018 - May 24 2018

| Start Time | Mon | Tue 22-May-18 | Wed 23-May-18 | Thu 24-May-18 | Fri | Average Weekday Hourly Traffic | Sat | Sun | Average Week Hourly Traffic | Average Week Profile |
|---|---|---|---|---|---|---|---|---|---|---|
| **6:00 PM** | | 174 | 163 | 186 | | 174 | | | 174 | |
| **6:15 PM** | | 169 | 177 | 181 | | 176 | | | 176 | |
| **6:30 PM** | | 186 | 154 | 190 | | 177 | | | 177 | |
| **6:45 PM** | | 182 | 157 | 141 | | 160 | | | 160 | |
| **7:00 PM** | | 141 | 160 | 138 | | 146 | | | 146 | |
| **7:15 PM** | | 130 | 130 | 144 | | 135 | | | 135 | |
| **7:30 PM** | | 130 | 126 | 96 | | 117 | | | 117 | |
| **7:45 PM** | | 95 | 106 | 120 | | 107 | | | 107 | |
| **8:00 PM** | | 85 | 89 | 104 | | 93 | | | 93 | |
| **8:15 PM** | | 87 | 104 | 87 | | 93 | | | 93 | |
| **8:30 PM** | | 74 | 88 | 77 | | 80 | | | 80 | |
| **8:45 PM** | | 50 | 84 | 66 | | 67 | | | 67 | |
| **9:00 PM** | | 52 | 48 | 60 | | 53 | | | 53 | |
| **9:15 PM** | | 60 | 36 | 46 | | 47 | | | 47 | |
| **9:30 PM** | | 32 | 50 | 34 | | 39 | | | 39 | |
| **9:45 PM** | | 30 | 36 | 34 | | 33 | | | 33 | |
| **10:00 PM** | | 23 | 35 | 32 | | 30 | | | 30 | |
| **10:15 PM** | | 29 | 17 | 13 | | 20 | | | 20 | |
| **10:30 PM** | | 12 | 19 | 21 | | 17 | | | 17 | |
| **10:45 PM** | | 7 | 19 | 11 | | 12 | | | 12 | |
| **11:00 PM** | | 11 | 8 | 11 | | 10 | | | 10 | |
| **11:15 PM** | | 5 | 12 | 13 | | 10 | | | 10 | |
| **11:30 PM** | | 13 | 12 | 6 | | 10 | | | 10 | |
| **11:45 PM** | | 6 | 8 | 8 | | 7 | | | 7 | |
| **Day Total** | | 8066 | 8461 | 8338 | | 8289 | | | 8289 | |
| % Weekday Average | | 97.3% | 102.1% | 100.6% | | | | | | |
| % Week Average | | 97.3% | 102.1% | 100.6% | | 100.0% | | | | |
| AM Peak | | 10:00 AM | 11:45 AM | 11:45 AM | | 11:45 AM | | | 11:45 AM | |
| Volume | | 154 | 174 | 159 | | 151 | | | 151 | |
| PM Peak | | 5:45 PM | 4:00 PM | 4:00 PM | | 3:30 PM | | | 3:30 PM | |
| Volume | | 208 | 206 | 214 | | 190 | | | 190 | |

*Comments:*



SOURCE: Premiere Design Solutions, Inc. (www.pds-eng.com) 954-237-7850

**LOCATION:** 4(EA) SW 136th St E of†South Dixie Hwy

**PDS JOB #:** 14702307

**SPECIFIC LOCATION:** 4(EA) SW 136th St E of†South Dixie Hwy

**DIRECTION:** EB/WB

**CITY/STATE:** Pinecrest, FL

**DATE:** May 22 2018 - May 24 2018

| Start Time | Mon | Tue 22-May-18 | Wed 23-May-18 | Thu 24-May-18 | Fri | Average Weekday Hourly Traffic | Sat | Sun | Average Week Hourly Traffic | Average Week Profile |
|---|---|---|---|---|---|---|---|---|---|---|
| **12:00 AM** | | 14 | 19 | 25 | | 19 | | | 19 | |
| **12:15 AM** | | 13 | 11 | 15 | | 13 | | | 13 | |
| **12:30 AM** | | 9 | 17 | 8 | | 11 | | | 11 | |
| **12:45 AM** | | 11 | 12 | 10 | | 11 | | | 11 | |
| **1:00 AM** | | 11 | 12 | 9 | | 11 | | | 11 | |
| **1:15 AM** | | 6 | 10 | 9 | | 8 | | | 8 | |
| **1:30 AM** | | 9 | 14 | 11 | | 11 | | | 11 | |
| **1:45 AM** | | 10 | 6 | 8 | | 8 | | | 8 | |
| **2:00 AM** | | 2 | 5 | 7 | | 5 | | | 5 | |
| **2:15 AM** | | 8 | 5 | 4 | | 6 | | | 6 | |
| **2:30 AM** | | 5 | 3 | 5 | | 4 | | | 4 | |
| **2:45 AM** | | 6 | 6 | 3 | | 5 | | | 5 | |
| **3:00 AM** | | 4 | 3 | 3 | | 3 | | | 3 | |
| **3:15 AM** | | 6 | 0 | 2 | | 3 | | | 3 | |
| **3:30 AM** | | 6 | 2 | 3 | | 4 | | | 4 | |
| **3:45 AM** | | 7 | 6 | 3 | | 5 | | | 5 | |
| **4:00 AM** | | 4 | 9 | 3 | | 5 | | | 5 | |
| **4:15 AM** | | 3 | 5 | 6 | | 5 | | | 5 | |
| **4:30 AM** | | 7 | 7 | 3 | | 6 | | | 6 | |
| **4:45 AM** | | 17 | 10 | 12 | | 13 | | | 13 | |
| **5:00 AM** | | 10 | 7 | 15 | | 11 | | | 11 | |
| **5:15 AM** | | 35 | 23 | 30 | | 29 | | | 29 | |
| **5:30 AM** | | 22 | 39 | 18 | | 26 | | | 26 | |
| **5:45 AM** | | 36 | 43 | 53 | | 44 | | | 44 | |
| **Day Total** | | | | | | | | | | |
| % Weekday Average | | | | | | | | | | |
| % Week Average | | | | | | | | | | |
| AM Peak Volume | | | | | | | | | | |
| PM Peak Volume | | | | | | | | | | |

*Comments:*



SOURCE: Premiere Design Solutions, Inc. (www.pds-eng.com) 954-237-7850

**LOCATION:** 4(EA) SW 136th St E of†South Dixie Hwy

**SPECIFIC LOCATION:** 4(EA) SW 136th St E of†South Dixie Hwy

**CITY/STATE:** Pinecrest, FL

**PDS JOB #:** 14702307

**DIRECTION:** EB/WB

**DATE:** May 22 2018 - May 24 2018

| Start Time | Mon | Tue 22-May-18 | Wed 23-May-18 | Thu 24-May-18 | Fri | Average Weekday Hourly Traffic | Sat | Sun | Average Week Hourly Traffic | Average Week Profile |
|---|---|---|---|---|---|---|---|---|---|---|
| **6:00 AM** | | 33 | 40 | 42 | | 38 | | | 38 | |
| **6:15 AM** | | 42 | 47 | 45 | | 45 | | | 45 | |
| **6:30 AM** | | 76 | 72 | 68 | | 72 | | | 72 | |
| **6:45 AM** | | 115 | 112 | 119 | | 115 | | | 115 | |
| **7:00 AM** | | 144 | 116 | 118 | | 126 | | | 126 | |
| **7:15 AM** | | 157 | 159 | 154 | | 157 | | | 157 | |
| **7:30 AM** | | 178 | 168 | 180 | | 175 | | | 175 | |
| **7:45 AM** | | 170 | 188 | 178 | | 179 | | | 179 | |
| **8:00 AM** | | 212 | 198 | 212 | | 207 | | | 207 | |
| **8:15 AM** | | 220 | 208 | 215 | | 214 | | | 214 | |
| **8:30 AM** | | 236 | 235 | 228 | | 233 | | | 233 | |
| **8:45 AM** | | 248 | 245 | 225 | | 239 | | | 239 | |
| **9:00 AM** | | 224 | 267 | 222 | | 238 | | | 238 | |
| **9:15 AM** | | 198 | 242 | 216 | | 219 | | | 219 | |
| **9:30 AM** | | 202 | 208 | 204 | | 205 | | | 205 | |
| **9:45 AM** | | 232 | 231 | 248 | | 237 | | | 237 | |
| **10:00 AM** | | **261** | 232 | 224 | | 239 | | | 239 | |
| **10:15 AM** | | 220 | 229 | 229 | | 226 | | | 226 | |
| **10:30 AM** | | 217 | 232 | 216 | | 222 | | | 222 | |
| **10:45 AM** | | 225 | 218 | 224 | | 222 | | | 222 | |
| **11:00 AM** | | 249 | 255 | 229 | | 244 | | | 244 | |
| **11:15 AM** | | 240 | 234 | 244 | | 239 | | | 239 | |
| **11:30 AM** | | 230 | 273 | 268 | | 257 | | | 257 | |
| **11:45 AM** | | 249 | **300** | **291** | | **280** | | | **280** | |
| **Day Total** | | | | | | | | | | |
| % Weekday Average | | | | | | | | | | |
| % Week Average | | | | | | | | | | |
| AM Peak Volume | | | | | | | | | | |
| PM Peak Volume | | | | | | | | | | |

*Comments:*



SOURCE: Premiere Design Solutions, Inc. (www.pds-eng.com) 954-237-7850

**LOCATION:** 4(EA) SW 136th St E of†South Dixie Hwy

**SPECIFIC LOCATION:** 4(EA) SW 136th St E of†South Dixie Hwy

**CITY/STATE:** Pinecrest, FL

**PDS JOB #:** 14702307

**DIRECTION:** EB/WB

**DATE:** May 22 2018 - May 24 2018

| Start Time | Mon | Tue 22-May-18 | Wed 23-May-18 | Thu 24-May-18 | Fri | Average Weekday Hourly Traffic | Sat | Sun | Average Week Hourly Traffic | Average Week Profile |
|---|---|---|---|---|---|---|---|---|---|---|
| **12:00 PM** | | 298 | 248 | 269 | | 272 | | | 272 | |
| **12:15 PM** | | 286 | 292 | 263 | | 280 | | | 280 | |
| **12:30 PM** | | 251 | 279 | 276 | | 269 | | | 269 | |
| **12:45 PM** | | 251 | 257 | 254 | | 254 | | | 254 | |
| **1:00 PM** | | 259 | 255 | 256 | | 257 | | | 257 | |
| **1:15 PM** | | 248 | 246 | 325 | | 273 | | | 273 | |
| **1:30 PM** | | 228 | 287 | 277 | | 264 | | | 264 | |
| **1:45 PM** | | 257 | 243 | 270 | | 257 | | | 257 | |
| **2:00 PM** | | 266 | 284 | 278 | | 276 | | | 276 | |
| **2:15 PM** | | 257 | 279 | 277 | | 271 | | | 271 | |
| **2:30 PM** | | 269 | 271 | 272 | | 271 | | | 271 | |
| **2:45 PM** | | 312 | 299 | 313 | | 308 | | | 308 | |
| **3:00 PM** | | 265 | 314 | 270 | | 283 | | | 283 | |
| **3:15 PM** | | **326** | 328 | 308 | | 321 | | | 321 | |
| **3:30 PM** | | 318 | 315 | **337** | | **323** | | | **323** | |
| **3:45 PM** | | 300 | 299 | 298 | | 299 | | | 299 | |
| **4:00 PM** | | 221 | 326 | 332 | | 293 | | | 293 | |
| **4:15 PM** | | 286 | 285 | 317 | | 296 | | | 296 | |
| **4:30 PM** | | 250 | 306 | 254 | | 270 | | | 270 | |
| **4:45 PM** | | 303 | 293 | 260 | | 285 | | | 285 | |
| **5:00 PM** | | 271 | 300 | 310 | | 294 | | | 294 | |
| **5:15 PM** | | 286 | **330** | 310 | | 309 | | | 309 | |
| **5:30 PM** | | 310 | 302 | 323 | | 312 | | | 312 | |
| **5:45 PM** | | 313 | 273 | 304 | | 297 | | | 297 | |
| **Day Total** | | | | | | | | | | |
| % Weekday Average | | | | | | | | | | |
| % Week Average | | | | | | | | | | |
| AM Peak Volume | | | | | | | | | | |
| PM Peak Volume | | | | | | | | | | |

*Comments:*



SOURCE: Premiere Design Solutions, Inc. (www.pds-eng.com) 954-237-7850

**LOCATION:** 4(EA) SW 136th St E of†South Dixie Hwy

**SPECIFIC LOCATION:** 4(EA) SW 136th St E of†South Dixie Hwy

**CITY/STATE:** Pinecrest, FL

**PDS JOB #:** 14702307

**DIRECTION:** EB/WB

**DATE:** May 22 2018 - May 24 2018

| Start Time | Mon | Tue 22-May-18 | Wed 23-May-18 | Thu 24-May-18 | Fri | Average Weekday Hourly Traffic | Sat | Sun | Average Week Hourly Traffic | Average Week Profile |
|---|---|---|---|---|---|---|---|---|---|---|
| **6:00 PM** | | 286 | 275 | 290 | | 284 | | | 284 | |
| **6:15 PM** | | 289 | 278 | 301 | | 289 | | | 289 | |
| **6:30 PM** | | 284 | 258 | 286 | | 276 | | | 276 | |
| **6:45 PM** | | 264 | 249 | 237 | | 250 | | | 250 | |
| **7:00 PM** | | 275 | 272 | 273 | | 273 | | | 273 | |
| **7:15 PM** | | 246 | 238 | 248 | | 244 | | | 244 | |
| **7:30 PM** | | 228 | 223 | 182 | | 211 | | | 211 | |
| **7:45 PM** | | 189 | 210 | 210 | | 203 | | | 203 | |
| **8:00 PM** | | 189 | 179 | 198 | | 189 | | | 189 | |
| **8:15 PM** | | 190 | 206 | 175 | | 190 | | | 190 | |
| **8:30 PM** | | 161 | 161 | 151 | | 158 | | | 158 | |
| **8:45 PM** | | 142 | 157 | 146 | | 148 | | | 148 | |
| **9:00 PM** | | 121 | 131 | 126 | | 126 | | | 126 | |
| **9:15 PM** | | 118 | 102 | 106 | | 109 | | | 109 | |
| **9:30 PM** | | 91 | 114 | 110 | | 105 | | | 105 | |
| **9:45 PM** | | 74 | 82 | 84 | | 80 | | | 80 | |
| **10:00 PM** | | 58 | 84 | 81 | | 74 | | | 74 | |
| **10:15 PM** | | 56 | 48 | 58 | | 54 | | | 54 | |
| **10:30 PM** | | 35 | 51 | 49 | | 45 | | | 45 | |
| **10:45 PM** | | 33 | 49 | 41 | | 41 | | | 41 | |
| **11:00 PM** | | 29 | 21 | 37 | | 29 | | | 29 | |
| **11:15 PM** | | 22 | 28 | 24 | | 25 | | | 25 | |
| **11:30 PM** | | 25 | 26 | 26 | | 26 | | | 26 | |
| **11:45 PM** | | 21 | 30 | 24 | | 25 | | | 25 | |
| **Day Total** | | 14896 | 15366 | 15280 | | 15182 | | | 15182 | |
| % Weekday Average | | 98.1% | 101.2% | 100.6% | | | | | | |
| % Week Average | | 98.1% | 101.2% | 100.6% | | 100.0% | | | | |
| AM Peak | | 10:00 AM | 11:45 AM | 11:45 AM | | 11:45 AM | | | 11:45 AM | |
| Volume | | 261 | 300 | 291 | | 280 | | | 280 | |
| PM Peak | | 3:15 PM | 5:15 PM | 3:30 PM | | 3:30 PM | | | 3:30 PM | |
| Volume | | 326 | 330 | 337 | | 323 | | | 323 | |

*Comments:*



SOURCE: Premiere Design Solutions, Inc. (www.pds-eng.com) 954-237-7850

**LOCATION:** 4(WA) SW 136th St W of South Dixie Hwy
**PDS JOB #:** 14702308
**SPECIFIC LOCATION:** 4(WA) SW 136th St W of South Dixie Hwy
**DIRECTION:** EB
**CITY/STATE:** Unincorporated Miami-Dade County, FL
**DATE:** May 22 2018 - May 24 2018

| Start Time | Mon | Tue 22-May-18 | Wed 23-May-18 | Thu 24-May-18 | Fri | Average Weekday Hourly Traffic | Sat | Sun | Average Week Hourly Traffic | Average Week Profile |
|---|---|---|---|---|---|---|---|---|---|---|
| 12:00 AM | | 14 | 22 | 24 | | 20 | | | 20 | |
| 12:15 AM | | 16 | 24 | 23 | | 21 | | | 21 | |
| 12:30 AM | | 14 | 21 | 24 | | 20 | | | 20 | |
| 12:45 AM | | 10 | 14 | 18 | | 14 | | | 14 | |
| 1:00 AM | | 19 | 11 | 11 | | 14 | | | 14 | |
| 1:15 AM | | 10 | 19 | 16 | | 15 | | | 15 | |
| 1:30 AM | | 10 | 10 | 17 | | 12 | | | 12 | |
| 1:45 AM | | 12 | 10 | 12 | | 11 | | | 11 | |
| 2:00 AM | | 12 | 4 | 5 | | 7 | | | 7 | |
| 2:15 AM | | 11 | 4 | 8 | | 8 | | | 8 | |
| 2:30 AM | | 9 | 11 | 6 | | 9 | | | 9 | |
| 2:45 AM | | 12 | 8 | 6 | | 9 | | | 9 | |
| 3:00 AM | | 2 | 6 | 7 | | 5 | | | 5 | |
| 3:15 AM | | 2 | 6 | 2 | | 3 | | | 3 | |
| 3:30 AM | | 4 | 4 | 2 | | 3 | | | 3 | |
| 3:45 AM | | 3 | 8 | 7 | | 6 | | | 6 | |
| 4:00 AM | | 4 | 4 | 5 | | 4 | | | 4 | |
| 4:15 AM | | 2 | 8 | 7 | | 6 | | | 6 | |
| 4:30 AM | | 2 | 3 | 8 | | 4 | | | 4 | |
| 4:45 AM | | 4 | 4 | 9 | | 6 | | | 6 | |
| 5:00 AM | | 8 | 12 | 5 | | 8 | | | 8 | |
| 5:15 AM | | 16 | 14 | 14 | | 15 | | | 15 | |
| 5:30 AM | | 12 | 13 | 16 | | 14 | | | 14 | |
| 5:45 AM | | 13 | 16 | 22 | | 17 | | | 17 | |
| **Day Total** | | | | | | | | | | |
| % Weekday Average | | | | | | | | | | |
| % Week Average | | | | | | | | | | |
| AM Peak Volume | | | | | | | | | | |
| PM Peak Volume | | | | | | | | | | |

*Comments:*



SOURCE: Premiere Design Solutions, Inc. (www.pds-eng.com) 954-237-7850

**LOCATION:** 4(WA) SW 136th St W of South Dixie Hwy
**SPECIFIC LOCATION:** 4(WA) SW 136th St W of South Dixie Hwy
**CITY/STATE:** Unincorporated Miami-Dade County, FL

**PDS JOB #:** 14702308
**DIRECTION:** EB
**DATE:** May 22 2018 - May 24 2018

| Start Time | Mon | Tue 22-May-18 | Wed 23-May-18 | Thu 24-May-18 | Fri | Average Weekday Hourly Traffic | Sat | Sun | Average Week Hourly Traffic | Average Week Profile |
|---|---|---|---|---|---|---|---|---|---|---|
| **6:00 AM** | | 25 | 26 | 28 | | 26 | | | 26 | |
| **6:15 AM** | | 22 | 29 | 35 | | 29 | | | 29 | |
| **6:30 AM** | | 30 | 18 | 18 | | 22 | | | 22 | |
| **6:45 AM** | | 54 | 38 | 31 | | 41 | | | 41 | |
| **7:00 AM** | | 50 | 48 | 43 | | 47 | | | 47 | |
| **7:15 AM** | | 44 | 52 | 50 | | 49 | | | 49 | |
| **7:30 AM** | | 52 | 74 | 53 | | 60 | | | 60 | |
| **7:45 AM** | | 82 | 76 | 80 | | 79 | | | 79 | |
| **8:00 AM** | | 95 | 101 | 102 | | 99 | | | 99 | |
| **8:15 AM** | | 84 | 94 | 76 | | 85 | | | 85 | |
| **8:30 AM** | | 128 | 110 | 112 | | 117 | | | 117 | |
| **8:45 AM** | | 88 | 96 | 84 | | 89 | | | 89 | |
| **9:00 AM** | | 115 | 120 | 126 | | 120 | | | 120 | |
| **9:15 AM** | | 118 | 106 | 116 | | 113 | | | 113 | |
| **9:30 AM** | | 138 | 136 | 134 | | 136 | | | 136 | |
| **9:45 AM** | | 110 | 118 | 130 | | 119 | | | 119 | |
| **10:00 AM** | | 123 | 136 | 132 | | 130 | | | 130 | |
| **10:15 AM** | | 154 | 150 | 132 | | 145 | | | 145 | |
| **10:30 AM** | | 149 | 160 | 164 | | 158 | | | 158 | |
| **10:45 AM** | | 140 | 161 | 147 | | 149 | | | 149 | |
| **11:00 AM** | | 152 | 181 | 178 | | 170 | | | 170 | |
| **11:15 AM** | | 179 | 186 | 168 | | 178 | | | 178 | |
| **11:30 AM** | | **196** | 192 | **198** | | 195 | | | 195 | |
| **11:45 AM** | | 188 | **210** | 198 | | **199** | | | **199** | |
| **Day Total** | | | | | | | | | | |
| % Weekday Average | | | | | | | | | | |
| % Week Average | | | | | | | | | | |
| AM Peak Volume | | | | | | | | | | |
| PM Peak Volume | | | | | | | | | | |

*Comments:*



SOURCE: Premiere Design Solutions, Inc. (www.pds-eng.com) 954-237-7850

**LOCATION:** 4(WA) SW 136th St W of South Dixie Hwy
**SPECIFIC LOCATION:** 4(WA) SW 136th St W of South Dixie Hwy
**CITY/STATE:** Unincorporated Miami-Dade County, FL

**PDS JOB #:** 14702308
**DIRECTION:** EB
**DATE:** May 22 2018 - May 24 2018

| Start Time | Mon | Tue 22-May-18 | Wed 23-May-18 | Thu 24-May-18 | Fri | Average Weekday Hourly Traffic | Sat | Sun | Average Week Hourly Traffic | Average Week Profile |
|---|---|---|---|---|---|---|---|---|---|---|
| **12:00 PM** | | 195 | **224** | **226** | | **215** | | | **215** | |
| **12:15 PM** | | 196 | 206 | 191 | | 198 | | | 198 | |
| **12:30 PM** | | **221** | 197 | 222 | | 213 | | | 213 | |
| **12:45 PM** | | 209 | 206 | 211 | | 209 | | | 209 | |
| **1:00 PM** | | 175 | 223 | 202 | | 200 | | | 200 | |
| **1:15 PM** | | 194 | 164 | 210 | | 189 | | | 189 | |
| **1:30 PM** | | 184 | 178 | 196 | | 186 | | | 186 | |
| **1:45 PM** | | 196 | 188 | 222 | | 202 | | | 202 | |
| **2:00 PM** | | 189 | 182 | 206 | | 192 | | | 192 | |
| **2:15 PM** | | 178 | 194 | 200 | | 191 | | | 191 | |
| **2:30 PM** | | 154 | 176 | 167 | | 166 | | | 166 | |
| **2:45 PM** | | 178 | 187 | 197 | | 187 | | | 187 | |
| **3:00 PM** | | 174 | 186 | 168 | | 176 | | | 176 | |
| **3:15 PM** | | 169 | 170 | 172 | | 170 | | | 170 | |
| **3:30 PM** | | 168 | 184 | 160 | | 171 | | | 171 | |
| **3:45 PM** | | 200 | 203 | 192 | | 198 | | | 198 | |
| **4:00 PM** | | 185 | 184 | 180 | | 183 | | | 183 | |
| **4:15 PM** | | 186 | 191 | 168 | | 182 | | | 182 | |
| **4:30 PM** | | 192 | 182 | 182 | | 185 | | | 185 | |
| **4:45 PM** | | 211 | 196 | 176 | | 194 | | | 194 | |
| **5:00 PM** | | 190 | 192 | 190 | | 191 | | | 191 | |
| **5:15 PM** | | 192 | 202 | 214 | | 203 | | | 203 | |
| **5:30 PM** | | 158 | 164 | 163 | | 162 | | | 162 | |
| **5:45 PM** | | 218 | 208 | 202 | | 209 | | | 209 | |
| **Day Total** | | | | | | | | | | |
| % Weekday Average | | | | | | | | | | |
| % Week Average | | | | | | | | | | |
| AM Peak Volume | | | | | | | | | | |
| PM Peak Volume | | | | | | | | | | |

*Comments:*



SOURCE: Premiere Design Solutions, Inc. (www.pds-eng.com) 954-237-7850

**LOCATION:** 4(WA) SW 136th St W of South Dixie Hwy
**SPECIFIC LOCATION:** 4(WA) SW 136th St W of South Dixie Hwy
**CITY/STATE:** Unincorporated Miami-Dade County, FL

**PDS JOB #:** 14702308
**DIRECTION:** EB
**DATE:** May 22 2018 - May 24 2018

| Start Time | Mon | Tue 22-May-18 | Wed 23-May-18 | Thu 24-May-18 | Fri | Average Weekday Hourly Traffic | Sat | Sun | Average Week Hourly Traffic | Average Week Profile |
|---|---|---|---|---|---|---|---|---|---|---|
| **6:00 PM** | | 178 | 158 | 190 | | 175 | | | 175 | |
| **6:15 PM** | | 200 | 194 | 194 | | 196 | | | 196 | |
| **6:30 PM** | | 156 | 201 | 154 | | 170 | | | 170 | |
| **6:45 PM** | | 208 | 184 | 222 | | 205 | | | 205 | |
| **7:00 PM** | | 155 | 191 | 166 | | 171 | | | 171 | |
| **7:15 PM** | | 176 | 165 | 174 | | 172 | | | 172 | |
| **7:30 PM** | | 176 | 198 | 172 | | 182 | | | 182 | |
| **7:45 PM** | | 158 | 163 | 178 | | 166 | | | 166 | |
| **8:00 PM** | | 166 | 152 | 164 | | 161 | | | 161 | |
| **8:15 PM** | | 150 | 146 | 139 | | 145 | | | 145 | |
| **8:30 PM** | | 143 | 140 | 177 | | 153 | | | 153 | |
| **8:45 PM** | | 150 | 135 | 150 | | 145 | | | 145 | |
| **9:00 PM** | | 114 | 144 | 151 | | 136 | | | 136 | |
| **9:15 PM** | | 122 | 86 | 120 | | 109 | | | 109 | |
| **9:30 PM** | | 100 | 110 | 102 | | 104 | | | 104 | |
| **9:45 PM** | | 81 | 74 | 84 | | 80 | | | 80 | |
| **10:00 PM** | | 60 | 62 | 79 | | 67 | | | 67 | |
| **10:15 PM** | | 62 | 74 | 65 | | 67 | | | 67 | |
| **10:30 PM** | | 64 | 44 | 62 | | 57 | | | 57 | |
| **10:45 PM** | | 41 | 42 | 38 | | 40 | | | 40 | |
| **11:00 PM** | | 36 | 33 | 38 | | 36 | | | 36 | |
| **11:15 PM** | | 38 | 40 | 29 | | 36 | | | 36 | |
| **11:30 PM** | | 25 | 21 | 34 | | 27 | | | 27 | |
| **11:45 PM** | | 31 | 29 | 25 | | 28 | | | 28 | |
| **Day Total** | | 10039 | 10247 | 10333 | | 10206 | | | 10206 | |
| % Weekday Average | | 98.4% | 100.4% | 101.2% | | | | | | |
| % Week Average | | 98.4% | 100.4% | 101.2% | | 100.0% | | | | |
| AM Peak Volume | | 11:30 AM 196 | 11:45 AM 210 | 11:30 AM 198 | | 11:45 AM 199 | | | 11:45 AM 199 | |
| PM Peak Volume | | 12:30 PM 221 | 12:00 PM 224 | 12:00 PM 226 | | 12:00 PM 215 | | | 12:00 PM 215 | |

*Comments:*

**LOCATION:** 4(WA) SW 136th St W of South Dixie Hwy
**SPECIFIC LOCATION:** 4(WA) SW 136th St W of South Dixie Hwy
**CITY/STATE:** Unincorporated Miami-Dade County, FL

**PDS JOB #:** 14702308
**DIRECTION:** WB
**DATE:** May 22 2018 - May 24 2018

| Start Time | Mon | Tue 22-May-18 | Wed 23-May-18 | Thu 24-May-18 | Fri | Average Weekday Hourly Traffic | Sat | Sun | Average Week Hourly Traffic | Average Week Profile |
|---|---|---|---|---|---|---|---|---|---|---|
| 12:00 AM | | 33 | 26 | 24 | | 28 | | | 28 | |
| 12:15 AM | | 12 | 22 | 18 | | 17 | | | 17 | |
| 12:30 AM | | 17 | 22 | 35 | | 25 | | | 25 | |
| 12:45 AM | | 14 | 17 | 9 | | 13 | | | 13 | |
| 1:00 AM | | 13 | 20 | 9 | | 14 | | | 14 | |
| 1:15 AM | | 14 | 11 | 20 | | 15 | | | 15 | |
| 1:30 AM | | 8 | 16 | 7 | | 10 | | | 10 | |
| 1:45 AM | | 7 | 8 | 7 | | 7 | | | 7 | |
| 2:00 AM | | 2 | 8 | 9 | | 6 | | | 6 | |
| 2:15 AM | | 9 | 6 | 3 | | 6 | | | 6 | |
| 2:30 AM | | 10 | 10 | 3 | | 8 | | | 8 | |
| 2:45 AM | | 4 | 10 | 6 | | 7 | | | 7 | |
| 3:00 AM | | 4 | 3 | 4 | | 4 | | | 4 | |
| 3:15 AM | | 1 | 3 | 6 | | 3 | | | 3 | |
| 3:30 AM | | 7 | 10 | 9 | | 9 | | | 9 | |
| 3:45 AM | | 8 | 6 | 4 | | 6 | | | 6 | |
| 4:00 AM | | 6 | 9 | 8 | | 8 | | | 8 | |
| 4:15 AM | | 7 | 4 | 8 | | 6 | | | 6 | |
| 4:30 AM | | 8 | 12 | 7 | | 9 | | | 9 | |
| 4:45 AM | | 10 | 7 | 6 | | 8 | | | 8 | |
| 5:00 AM | | 4 | 8 | 12 | | 8 | | | 8 | |
| 5:15 AM | | 23 | 20 | 26 | | 23 | | | 23 | |
| 5:30 AM | | 25 | 16 | 22 | | 21 | | | 21 | |
| 5:45 AM | | 30 | 24 | 31 | | 28 | | | 28 | |
| **Day Total** | | | | | | | | | | |
| % Weekday Average | | | | | | | | | | |
| % Week Average | | | | | | | | | | |
| AM Peak Volume | | | | | | | | | | |
| PM Peak Volume | | | | | | | | | | |

*Comments:*



SOURCE: Premiere Design Solutions, Inc. (www.pds-eng.com) 954-237-7850

**LOCATION:** 4(WA) SW 136th St W of South Dixie Hwy
**SPECIFIC LOCATION:** 4(WA) SW 136th St W of South Dixie Hwy
**CITY/STATE:** Unincorporated Miami-Dade County, FL

**PDS JOB #:** 14702308
**DIRECTION:** WB
**DATE:** May 22 2018 - May 24 2018

| Start Time | Mon | Tue 22-May-18 | Wed 23-May-18 | Thu 24-May-18 | Fri | Average Weekday Hourly Traffic | Sat | Sun | Average Week Hourly Traffic | Average Week Profile |
|---|---|---|---|---|---|---|---|---|---|---|
| **6:00 AM** | | 32 | 29 | 27 | | 29 | | | 29 | |
| **6:15 AM** | | 47 | 41 | 39 | | 42 | | | 42 | |
| **6:30 AM** | | 58 | 64 | 70 | | 64 | | | 64 | |
| **6:45 AM** | | 115 | 104 | 104 | | 108 | | | 108 | |
| **7:00 AM** | | 104 | 114 | 96 | | 105 | | | 105 | |
| **7:15 AM** | | 147 | 142 | 156 | | 148 | | | 148 | |
| **7:30 AM** | | **187** | 163 | 152 | | 167 | | | 167 | |
| **7:45 AM** | | 160 | 162 | 149 | | 157 | | | 157 | |
| **8:00 AM** | | 152 | 158 | 180 | | 163 | | | 163 | |
| **8:15 AM** | | 174 | 151 | 160 | | 162 | | | 162 | |
| **8:30 AM** | | 176 | 176 | 171 | | 174 | | | 174 | |
| **8:45 AM** | | 180 | 163 | 170 | | 171 | | | 171 | |
| **9:00 AM** | | 149 | 131 | 115 | | 132 | | | 132 | |
| **9:15 AM** | | 126 | 156 | 140 | | 141 | | | 141 | |
| **9:30 AM** | | 145 | 117 | 113 | | 125 | | | 125 | |
| **9:45 AM** | | 146 | 128 | 148 | | 141 | | | 141 | |
| **10:00 AM** | | 154 | 128 | 114 | | 132 | | | 132 | |
| **10:15 AM** | | 115 | 118 | 154 | | 129 | | | 129 | |
| **10:30 AM** | | 140 | 174 | 152 | | 155 | | | 155 | |
| **10:45 AM** | | 152 | 136 | 133 | | 140 | | | 140 | |
| **11:00 AM** | | 152 | 164 | 136 | | 151 | | | 151 | |
| **11:15 AM** | | 138 | 182 | 172 | | 164 | | | 164 | |
| **11:30 AM** | | 171 | 180 | **206** | | 186 | | | 186 | |
| **11:45 AM** | | 181 | **208** | 182 | | **190** | | | **190** | |
| **Day Total** | | | | | | | | | | |
| % Weekday Average | | | | | | | | | | |
| % Week Average | | | | | | | | | | |
| AM Peak Volume | | | | | | | | | | |
| PM Peak Volume | | | | | | | | | | |

*Comments:*



SOURCE: Premiere Design Solutions, Inc. (www.pds-eng.com) 954-237-7850

**LOCATION:** 4(WA) SW 136th St W of South Dixie Hwy
**SPECIFIC LOCATION:** 4(WA) SW 136th St W of South Dixie Hwy
**CITY/STATE:** Unincorporated Miami-Dade County, FL

**PDS JOB #:** 14702308
**DIRECTION:** WB
**DATE:** May 22 2018 - May 24 2018

| Start Time | Mon | Tue 22-May-18 | Wed 23-May-18 | Thu 24-May-18 | Fri | Average Weekday Hourly Traffic | Sat | Sun | Average Week Hourly Traffic | Average Week Profile |
|---|---|---|---|---|---|---|---|---|---|---|
| **12:00 PM** | | 161 | 176 | 166 | | 168 | | | 168 | |
| **12:15 PM** | | 189 | 186 | 162 | | 179 | | | 179 | |
| **12:30 PM** | | 166 | 192 | 193 | | 184 | | | 184 | |
| **12:45 PM** | | 178 | 188 | 168 | | 178 | | | 178 | |
| **1:00 PM** | | 178 | 194 | 195 | | 189 | | | 189 | |
| **1:15 PM** | | 182 | 198 | 222 | | 201 | | | 201 | |
| **1:30 PM** | | 179 | 204 | 214 | | 199 | | | 199 | |
| **1:45 PM** | | 182 | 188 | 208 | | 193 | | | 193 | |
| **2:00 PM** | | 170 | 195 | 188 | | 184 | | | 184 | |
| **2:15 PM** | | 201 | 202 | 206 | | 203 | | | 203 | |
| **2:30 PM** | | 186 | 208 | 202 | | 199 | | | 199 | |
| **2:45 PM** | | 192 | 198 | 197 | | 196 | | | 196 | |
| **3:00 PM** | | 178 | **228** | 208 | | **205** | | | **205** | |
| **3:15 PM** | | 178 | 196 | **228** | | 201 | | | 201 | |
| **3:30 PM** | | 188 | 192 | 198 | | 193 | | | 193 | |
| **3:45 PM** | | 202 | 189 | 223 | | 205 | | | 205 | |
| **4:00 PM** | | 196 | 202 | 211 | | 203 | | | 203 | |
| **4:15 PM** | | 188 | 194 | 208 | | 197 | | | 197 | |
| **4:30 PM** | | 191 | 188 | 198 | | 192 | | | 192 | |
| **4:45 PM** | | 194 | 188 | 214 | | 199 | | | 199 | |
| **5:00 PM** | | 179 | 204 | 220 | | 201 | | | 201 | |
| **5:15 PM** | | 181 | 214 | 188 | | 194 | | | 194 | |
| **5:30 PM** | | **204** | 189 | 190 | | 194 | | | 194 | |
| **5:45 PM** | | 172 | 180 | 181 | | 178 | | | 178 | |
| **Day Total** | | | | | | | | | | |
| % Weekday Average | | | | | | | | | | |
| % Week Average | | | | | | | | | | |
| AM Peak Volume | | | | | | | | | | |
| PM Peak Volume | | | | | | | | | | |

*Comments:*



SOURCE: Premiere Design Solutions, Inc. (www.pds-eng.com) 954-237-7850

**LOCATION:** 4(WA) SW 136th St W of South Dixie Hwy
**SPECIFIC LOCATION:** 4(WA) SW 136th St W of South Dixie Hwy
**CITY/STATE:** Unincorporated Miami-Dade County, FL

**PDS JOB #:** 14702308
**DIRECTION:** WB
**DATE:** May 22 2018 - May 24 2018

| Start Time | Mon | Tue 22-May-18 | Wed 23-May-18 | Thu 24-May-18 | Fri | Average Weekday Hourly Traffic | Sat | Sun | Average Week Hourly Traffic | Average Week Profile |
|---|---|---|---|---|---|---|---|---|---|---|
| **6:00 PM** | | 196 | 188 | 186 | | 190 | | | 190 | |
| **6:15 PM** | | 191 | 187 | 200 | | 193 | | | 193 | |
| **6:30 PM** | | 168 | 177 | 164 | | 170 | | | 170 | |
| **6:45 PM** | | 158 | 178 | 170 | | 169 | | | 169 | |
| **7:00 PM** | | 200 | 180 | 202 | | 194 | | | 194 | |
| **7:15 PM** | | 164 | 183 | 184 | | 177 | | | 177 | |
| **7:30 PM** | | 166 | 174 | 164 | | 168 | | | 168 | |
| **7:45 PM** | | 155 | 190 | 164 | | 170 | | | 170 | |
| **8:00 PM** | | 150 | 134 | 144 | | 143 | | | 143 | |
| **8:15 PM** | | 146 | 165 | 158 | | 156 | | | 156 | |
| **8:30 PM** | | 154 | 156 | 131 | | 147 | | | 147 | |
| **8:45 PM** | | 145 | 142 | 160 | | 149 | | | 149 | |
| **9:00 PM** | | 138 | 168 | 167 | | 158 | | | 158 | |
| **9:15 PM** | | 112 | 138 | 126 | | 125 | | | 125 | |
| **9:30 PM** | | 138 | 119 | 138 | | 132 | | | 132 | |
| **9:45 PM** | | 98 | 94 | 104 | | 99 | | | 99 | |
| **10:00 PM** | | 106 | 100 | 94 | | 100 | | | 100 | |
| **10:15 PM** | | 69 | 83 | 70 | | 74 | | | 74 | |
| **10:30 PM** | | 56 | 55 | 50 | | 54 | | | 54 | |
| **10:45 PM** | | 62 | 35 | 56 | | 51 | | | 51 | |
| **11:00 PM** | | 36 | 46 | 50 | | 44 | | | 44 | |
| **11:15 PM** | | 40 | 32 | 42 | | 38 | | | 38 | |
| **11:30 PM** | | 30 | 25 | 68 | | 41 | | | 41 | |
| **11:45 PM** | | 29 | 52 | 48 | | 43 | | | 43 | |
| **Day Total** | | 10899 | 11281 | 11360 | | 11185 | | | 11185 | |
| % Weekday Average | | 97.4% | 100.9% | 101.6% | | | | | | |
| % Week Average | | 97.4% | 100.9% | 101.6% | | 100.0% | | | | |
| AM Peak Volume | | 7:30 AM 187 | 11:45 AM 208 | 11:30 AM 206 | | 11:45 AM 190 | | | 11:45 AM 190 | |
| PM Peak Volume | | 5:30 PM 204 | 3:00 PM 228 | 3:15 PM 228 | | 3:00 PM 205 | | | 3:00 PM 205 | |

*Comments:*



SOURCE: Premiere Design Solutions, Inc. (www.pds-eng.com) 954-237-7850

**LOCATION:** 4(WA) SW 136th St W of South Dixie Hwy
**PDS JOB #:** 14702308
**SPECIFIC LOCATION:** 4(WA) SW 136th St W of South Dixie Hwy
**DIRECTION:** EB/WB
**CITY/STATE:** Unincorporated Miami-Dade County, FL
**DATE:** May 22 2018 - May 24 2018

| Start Time | Mon | Tue 22-May-18 | Wed 23-May-18 | Thu 24-May-18 | Fri | Average Weekday Hourly Traffic | Sat | Sun | Average Week Hourly Traffic | Average Week Profile |
|---|---|---|---|---|---|---|---|---|---|---|
| **12:00 AM** | | 47 | 48 | 48 | | 48 | | | 48 | |
| **12:15 AM** | | 28 | 46 | 41 | | 38 | | | 38 | |
| **12:30 AM** | | 31 | 43 | 59 | | 44 | | | 44 | |
| **12:45 AM** | | 24 | 31 | 27 | | 27 | | | 27 | |
| **1:00 AM** | | 32 | 31 | 20 | | 28 | | | 28 | |
| **1:15 AM** | | 24 | 30 | 36 | | 30 | | | 30 | |
| **1:30 AM** | | 18 | 26 | 24 | | 23 | | | 23 | |
| **1:45 AM** | | 19 | 18 | 19 | | 19 | | | 19 | |
| **2:00 AM** | | 14 | 12 | 14 | | 13 | | | 13 | |
| **2:15 AM** | | 20 | 10 | 11 | | 14 | | | 14 | |
| **2:30 AM** | | 19 | 21 | 9 | | 16 | | | 16 | |
| **2:45 AM** | | 16 | 18 | 12 | | 15 | | | 15 | |
| **3:00 AM** | | 6 | 9 | 11 | | 9 | | | 9 | |
| **3:15 AM** | | 3 | 9 | 8 | | 7 | | | 7 | |
| **3:30 AM** | | 11 | 14 | 11 | | 12 | | | 12 | |
| **3:45 AM** | | 11 | 14 | 11 | | 12 | | | 12 | |
| **4:00 AM** | | 10 | 13 | 13 | | 12 | | | 12 | |
| **4:15 AM** | | 9 | 12 | 15 | | 12 | | | 12 | |
| **4:30 AM** | | 10 | 15 | 15 | | 13 | | | 13 | |
| **4:45 AM** | | 14 | 11 | 15 | | 13 | | | 13 | |
| **5:00 AM** | | 12 | 20 | 17 | | 16 | | | 16 | |
| **5:15 AM** | | 39 | 34 | 40 | | 38 | | | 38 | |
| **5:30 AM** | | 37 | 29 | 38 | | 35 | | | 35 | |
| **5:45 AM** | | 43 | 40 | 53 | | 45 | | | 45 | |
| **Day Total** | | | | | | | | | | |
| % Weekday Average | | | | | | | | | | |
| % Week Average | | | | | | | | | | |
| AM Peak Volume | | | | | | | | | | |
| PM Peak Volume | | | | | | | | | | |

*Comments:*



SOURCE: Premiere Design Solutions, Inc. (www.pds-eng.com) 954-237-7850

**LOCATION:** 4(WA) SW 136th St W of South Dixie Hwy
**SPECIFIC LOCATION:** 4(WA) SW 136th St W of South Dixie Hwy
**CITY/STATE:** Unincorporated Miami-Dade County, FL

**PDS JOB #:** 14702308
**DIRECTION:** EB/WB
**DATE:** May 22 2018 - May 24 2018

| Start Time | Mon | Tue 22-May-18 | Wed 23-May-18 | Thu 24-May-18 | Fri | Average Weekday Hourly Traffic | Sat | Sun | Average Week Hourly Traffic | Average Week Profile |
|---|---|---|---|---|---|---|---|---|---|---|
| **6:00 AM** | | 57 | 55 | 55 | | 56 | | | 56 | |
| **6:15 AM** | | 69 | 70 | 74 | | 71 | | | 71 | |
| **6:30 AM** | | 88 | 82 | 88 | | 86 | | | 86 | |
| **6:45 AM** | | 169 | 142 | 135 | | 149 | | | 149 | |
| **7:00 AM** | | 154 | 162 | 139 | | 152 | | | 152 | |
| **7:15 AM** | | 191 | 194 | 206 | | 197 | | | 197 | |
| **7:30 AM** | | 239 | 237 | 205 | | 227 | | | 227 | |
| **7:45 AM** | | 242 | 238 | 229 | | 236 | | | 236 | |
| **8:00 AM** | | 247 | 259 | 282 | | 263 | | | 263 | |
| **8:15 AM** | | 258 | 245 | 236 | | 246 | | | 246 | |
| **8:30 AM** | | 304 | 286 | 283 | | 291 | | | 291 | |
| **8:45 AM** | | 268 | 259 | 254 | | 260 | | | 260 | |
| **9:00 AM** | | 264 | 251 | 241 | | 252 | | | 252 | |
| **9:15 AM** | | 244 | 262 | 256 | | 254 | | | 254 | |
| **9:30 AM** | | 283 | 253 | 247 | | 261 | | | 261 | |
| **9:45 AM** | | 256 | 246 | 278 | | 260 | | | 260 | |
| **10:00 AM** | | 277 | 264 | 246 | | 262 | | | 262 | |
| **10:15 AM** | | 269 | 268 | 286 | | 274 | | | 274 | |
| **10:30 AM** | | 289 | 334 | 316 | | 313 | | | 313 | |
| **10:45 AM** | | 292 | 297 | 280 | | 290 | | | 290 | |
| **11:00 AM** | | 304 | 345 | 314 | | 321 | | | 321 | |
| **11:15 AM** | | 317 | 368 | 340 | | 342 | | | 342 | |
| **11:30 AM** | | 367 | 372 | **404** | | 381 | | | 381 | |
| **11:45 AM** | | **369** | **418** | 380 | | **389** | | | **389** | |
| **Day Total** | | | | | | | | | | |
| % Weekday Average | | | | | | | | | | |
| % Week Average | | | | | | | | | | |
| AM Peak Volume | | | | | | | | | | |
| PM Peak Volume | | | | | | | | | | |

*Comments:*



SOURCE: Premiere Design Solutions, Inc. (www.pds-eng.com) 954-237-7850

**LOCATION:** 4(WA) SW 136th St W of South Dixie Hwy
**SPECIFIC LOCATION:** 4(WA) SW 136th St W of South Dixie Hwy
**CITY/STATE:** Unincorporated Miami-Dade County, FL

**PDS JOB #:** 14702308
**DIRECTION:** EB/WB
**DATE:** May 22 2018 - May 24 2018

| Start Time | Mon | Tue 22-May-18 | Wed 23-May-18 | Thu 24-May-18 | Fri | Average Weekday Hourly Traffic | Sat | Sun | Average Week Hourly Traffic | Average Week Profile |
|---|---|---|---|---|---|---|---|---|---|---|
| **12:00 PM** | | 356 | 400 | 392 | | 383 | | | 383 | |
| **12:15 PM** | | 385 | 392 | 353 | | 377 | | | 377 | |
| **12:30 PM** | | 387 | 389 | 415 | | 397 | | | 397 | |
| **12:45 PM** | | 387 | 394 | 379 | | 387 | | | 387 | |
| **1:00 PM** | | 353 | **417** | 397 | | 389 | | | 389 | |
| **1:15 PM** | | 376 | 362 | **432** | | 390 | | | 390 | |
| **1:30 PM** | | 363 | 382 | 410 | | 385 | | | 385 | |
| **1:45 PM** | | 378 | 376 | 430 | | 395 | | | 395 | |
| **2:00 PM** | | 359 | 377 | 394 | | 377 | | | 377 | |
| **2:15 PM** | | 379 | 396 | 406 | | 394 | | | 394 | |
| **2:30 PM** | | 340 | 384 | 369 | | 364 | | | 364 | |
| **2:45 PM** | | 370 | 385 | 394 | | 383 | | | 383 | |
| **3:00 PM** | | 352 | 414 | 376 | | 381 | | | 381 | |
| **3:15 PM** | | 347 | 366 | 400 | | 371 | | | 371 | |
| **3:30 PM** | | 356 | 376 | 358 | | 363 | | | 363 | |
| **3:45 PM** | | 402 | 392 | 415 | | **403** | | | **403** | |
| **4:00 PM** | | 381 | 386 | 391 | | 386 | | | 386 | |
| **4:15 PM** | | 374 | 385 | 376 | | 378 | | | 378 | |
| **4:30 PM** | | 383 | 370 | 380 | | 378 | | | 378 | |
| **4:45 PM** | | **405** | 384 | 390 | | 393 | | | 393 | |
| **5:00 PM** | | 369 | 396 | 410 | | 392 | | | 392 | |
| **5:15 PM** | | 373 | 416 | 402 | | 397 | | | 397 | |
| **5:30 PM** | | 362 | 353 | 353 | | 356 | | | 356 | |
| **5:45 PM** | | 390 | 388 | 383 | | 387 | | | 387 | |
| **Day Total** | | | | | | | | | | |
| % Weekday Average | | | | | | | | | | |
| % Week Average | | | | | | | | | | |
| AM Peak Volume | | | | | | | | | | |
| PM Peak Volume | | | | | | | | | | |

*Comments:*



SOURCE: Premiere Design Solutions, Inc. (www.pds-eng.com) 954-237-7850

**LOCATION:** 4(WA) SW 136th St W of South Dixie Hwy

**PDS JOB #:** 14702308

**SPECIFIC LOCATION:** 4(WA) SW 136th St W of South Dixie Hwy

**DIRECTION:** EB/WB

**CITY/STATE:** Unincorporated Miami-Dade County, FL

**DATE:** May 22 2018 - May 24 2018

| Start Time | Mon | Tue 22-May-18 | Wed 23-May-18 | Thu 24-May-18 | Fri | Average Weekday Hourly Traffic | Sat | Sun | Average Week Hourly Traffic | Average Week Profile |
|---|---|---|---|---|---|---|---|---|---|---|
| **6:00 PM** | | 374 | 346 | 376 | | 365 | | | 365 | |
| **6:15 PM** | | 391 | 381 | 394 | | 389 | | | 389 | |
| **6:30 PM** | | 324 | 378 | 318 | | 340 | | | 340 | |
| **6:45 PM** | | 366 | 362 | 392 | | 373 | | | 373 | |
| **7:00 PM** | | 355 | 371 | 368 | | 365 | | | 365 | |
| **7:15 PM** | | 340 | 348 | 358 | | 349 | | | 349 | |
| **7:30 PM** | | 342 | 372 | 336 | | 350 | | | 350 | |
| **7:45 PM** | | 313 | 353 | 342 | | 336 | | | 336 | |
| **8:00 PM** | | 316 | 286 | 308 | | 303 | | | 303 | |
| **8:15 PM** | | 296 | 311 | 297 | | 301 | | | 301 | |
| **8:30 PM** | | 297 | 296 | 308 | | 300 | | | 300 | |
| **8:45 PM** | | 295 | 277 | 310 | | 294 | | | 294 | |
| **9:00 PM** | | 252 | 312 | 318 | | 294 | | | 294 | |
| **9:15 PM** | | 234 | 224 | 246 | | 235 | | | 235 | |
| **9:30 PM** | | 238 | 229 | 240 | | 236 | | | 236 | |
| **9:45 PM** | | 179 | 168 | 188 | | 178 | | | 178 | |
| **10:00 PM** | | 166 | 162 | 173 | | 167 | | | 167 | |
| **10:15 PM** | | 131 | 157 | 135 | | 141 | | | 141 | |
| **10:30 PM** | | 120 | 99 | 112 | | 110 | | | 110 | |
| **10:45 PM** | | 103 | 77 | 94 | | 91 | | | 91 | |
| **11:00 PM** | | 72 | 79 | 88 | | 80 | | | 80 | |
| **11:15 PM** | | 78 | 72 | 71 | | 74 | | | 74 | |
| **11:30 PM** | | 55 | 46 | 102 | | 68 | | | 68 | |
| **11:45 PM** | | 60 | 81 | 73 | | 71 | | | 71 | |
| **Day Total** | | 20938 | 21528 | 21693 | | 21388 | | | 21388 | |
| % Weekday Average | | 97.9% | 100.7% | 101.4% | | | | | | |
| % Week Average | | 97.9% | 100.7% | 101.4% | | 100.0% | | | | |
| AM Peak Volume | | 11:45 AM<br>369 | 11:45 AM<br>418 | 11:30 AM<br>404 | | 11:45 AM<br>389 | | | 11:45 AM<br>389 | |
| PM Peak Volume | | 4:45 PM<br>405 | 1:00 PM<br>417 | 1:15 PM<br>432 | | 3:45 PM<br>403 | | | 3:45 PM<br>403 | |

*Comments:*



SOURCE: Premiere Design Solutions, Inc. (www.pds-eng.com) 954-237-7850

**LOCATION:** 8(NA) South Dixie Hwy N of SW 152nd St
**SPECIFIC LOCATION:** 8(NA) South Dixie Hwy N of SW 152nd St
**CITY/STATE:** Palmetto Bay, FL

**PDS JOB #:** 14702309
**DIRECTION:** NB
**DATE:** Jun 05 2018 - Jun 07 2018

| Start Time | Mon | Tue 05-Jun-18 | Wed 06-Jun-18 | Thu 07-Jun-18 | Fri | Average Weekday Hourly Traffic | Sat | Sun | Average Week Hourly Traffic | Average Week Profile |
|---|---|---|---|---|---|---|---|---|---|---|
| **12:00 AM** | | 98 | 80 | 95 | | 91 | | | 91 | |
| **12:15 AM** | | 88 | 63 | 79 | | 77 | | | 77 | |
| **12:30 AM** | | 72 | 59 | 68 | | 66 | | | 66 | |
| **12:45 AM** | | 65 | 48 | 72 | | 62 | | | 62 | |
| **1:00 AM** | | 56 | 50 | 46 | | 51 | | | 51 | |
| **1:15 AM** | | 52 | 50 | 50 | | 51 | | | 51 | |
| **1:30 AM** | | 45 | 50 | 36 | | 44 | | | 44 | |
| **1:45 AM** | | 38 | 53 | 46 | | 46 | | | 46 | |
| **2:00 AM** | | 38 | 44 | 50 | | 44 | | | 44 | |
| **2:15 AM** | | 34 | 52 | 43 | | 43 | | | 43 | |
| **2:30 AM** | | 46 | 42 | 53 | | 47 | | | 47 | |
| **2:45 AM** | | 25 | 54 | 51 | | 43 | | | 43 | |
| **3:00 AM** | | 44 | 59 | 50 | | 51 | | | 51 | |
| **3:15 AM** | | 72 | 64 | 76 | | 71 | | | 71 | |
| **3:30 AM** | | 76 | 71 | 71 | | 73 | | | 73 | |
| **3:45 AM** | | 71 | 90 | 83 | | 81 | | | 81 | |
| **4:00 AM** | | 116 | 120 | 118 | | 118 | | | 118 | |
| **4:15 AM** | | 132 | 154 | 124 | | 137 | | | 137 | |
| **4:30 AM** | | 202 | 204 | 214 | | 207 | | | 207 | |
| **4:45 AM** | | 238 | 260 | 256 | | 251 | | | 251 | |
| **5:00 AM** | | 299 | 379 | 346 | | 341 | | | 341 | |
| **5:15 AM** | | 491 | 491 | 496 | | 493 | | | 493 | |
| **5:30 AM** | | 502 | 616 | 507 | | 542 | | | 542 | |
| **5:45 AM** | | 699 | **720** | 610 | | **676** | | | **676** | |
| **Day Total** | | | | | | | | | | |
| % Weekday Average | | | | | | | | | | |
| % Week Average | | | | | | | | | | |
| AM Peak Volume | | | | | | | | | | |
| PM Peak Volume | | | | | | | | | | |

*Comments:*



SOURCE: Premiere Design Solutions, Inc. (www.pds-eng.com) 954-237-7850

**LOCATION:** 8(NA) South Dixie Hwy N of SW 152nd St
**SPECIFIC LOCATION:** 8(NA) South Dixie Hwy N of SW 152nd St
**CITY/STATE:** Palmetto Bay, FL

**PDS JOB #:** 14702309
**DIRECTION:** NB
**DATE:** Jun 05 2018 - Jun 07 2018

| Start Time | Mon | Tue 05-Jun-18 | Wed 06-Jun-18 | Thu 07-Jun-18 | Fri | Average Weekday Hourly Traffic | Sat | Sun | Average Week Hourly Traffic | Average Week Profile |
|---|---|---|---|---|---|---|---|---|---|---|
| **6:00 AM** | | 673 | 590 | 628 | | 630 | | | 630 | |
| **6:15 AM** | | 696 | 414 | **742** | | 617 | | | 617 | |
| **6:30 AM** | | 578 | 496 | 716 | | 597 | | | 597 | |
| **6:45 AM** | | 506 | 661 | 714 | | 627 | | | 627 | |
| **7:00 AM** | | 253 | 661 | 674 | | 529 | | | 529 | |
| **7:15 AM** | | 356 | 650 | 656 | | 554 | | | 554 | |
| **7:30 AM** | | 424 | 592 | 646 | | 554 | | | 554 | |
| **7:45 AM** | | 449 | 662 | 660 | | 590 | | | 590 | |
| **8:00 AM** | | 515 | 642 | 666 | | 608 | | | 608 | |
| **8:15 AM** | | 661 | 654 | 616 | | 644 | | | 644 | |
| **8:30 AM** | | **709** | 626 | 598 | | 644 | | | 644 | |
| **8:45 AM** | | 604 | 588 | 554 | | 582 | | | 582 | |
| **9:00 AM** | | 502 | 550 | 560 | | 537 | | | 537 | |
| **9:15 AM** | | 552 | 570 | 546 | | 556 | | | 556 | |
| **9:30 AM** | | 565 | 542 | 538 | | 548 | | | 548 | |
| **9:45 AM** | | 506 | 522 | 480 | | 503 | | | 503 | |
| **10:00 AM** | | 535 | 505 | 470 | | 503 | | | 503 | |
| **10:15 AM** | | 477 | 481 | 509 | | 489 | | | 489 | |
| **10:30 AM** | | 488 | 452 | 466 | | 469 | | | 469 | |
| **10:45 AM** | | 543 | 468 | 454 | | 488 | | | 488 | |
| **11:00 AM** | | 505 | 508 | 462 | | 492 | | | 492 | |
| **11:15 AM** | | 526 | 462 | 492 | | 493 | | | 493 | |
| **11:30 AM** | | 534 | 480 | 499 | | 504 | | | 504 | |
| **11:45 AM** | | 494 | 466 | 480 | | 480 | | | 480 | |
| **Day Total** | | | | | | | | | | |
| % Weekday Average | | | | | | | | | | |
| % Week Average | | | | | | | | | | |
| AM Peak Volume | | | | | | | | | | |
| PM Peak Volume | | | | | | | | | | |

*Comments:*



SOURCE: Premiere Design Solutions, Inc. (www.pds-eng.com) 954-237-7850

**LOCATION:** 8(NA) South Dixie Hwy N of SW 152nd St
**SPECIFIC LOCATION:** 8(NA) South Dixie Hwy N of SW 152nd St
**CITY/STATE:** Palmetto Bay, FL

**PDS JOB #:** 14702309
**DIRECTION:** NB
**DATE:** Jun 05 2018 - Jun 07 2018

| Start Time | Mon | Tue 05-Jun-18 | Wed 06-Jun-18 | Thu 07-Jun-18 | Fri | Average Weekday Hourly Traffic | Sat | Sun | Average Week Hourly Traffic | Average Week Profile |
|---|---|---|---|---|---|---|---|---|---|---|
| **12:00 PM** | | 512 | 484 | **554** | | 517 | | | 517 | |
| **12:15 PM** | | 481 | 478 | 490 | | 483 | | | 483 | |
| **12:30 PM** | | 493 | **545** | 516 | | **518** | | | **518** | |
| **12:45 PM** | | 484 | 534 | 457 | | 492 | | | 492 | |
| **1:00 PM** | | 501 | 474 | 461 | | 479 | | | 479 | |
| **1:15 PM** | | 508 | 507 | 482 | | 499 | | | 499 | |
| **1:30 PM** | | 444 | 469 | 406 | | 440 | | | 440 | |
| **1:45 PM** | | **514** | 470 | 417 | | 467 | | | 467 | |
| **2:00 PM** | | 491 | 442 | 399 | | 444 | | | 444 | |
| **2:15 PM** | | 444 | 469 | 353 | | 422 | | | 422 | |
| **2:30 PM** | | 494 | 466 | 447 | | 469 | | | 469 | |
| **2:45 PM** | | 488 | 420 | 471 | | 460 | | | 460 | |
| **3:00 PM** | | 476 | 461 | 436 | | 458 | | | 458 | |
| **3:15 PM** | | 436 | 414 | 426 | | 425 | | | 425 | |
| **3:30 PM** | | 472 | 442 | 422 | | 445 | | | 445 | |
| **3:45 PM** | | 491 | 486 | 456 | | 478 | | | 478 | |
| **4:00 PM** | | 399 | 418 | 416 | | 411 | | | 411 | |
| **4:15 PM** | | 396 | 447 | 326 | | 390 | | | 390 | |
| **4:30 PM** | | 398 | 446 | 390 | | 411 | | | 411 | |
| **4:45 PM** | | 437 | 452 | 438 | | 442 | | | 442 | |
| **5:00 PM** | | 453 | 464 | 430 | | 449 | | | 449 | |
| **5:15 PM** | | 421 | 420 | 421 | | 421 | | | 421 | |
| **5:30 PM** | | 477 | 452 | 392 | | 440 | | | 440 | |
| **5:45 PM** | | 440 | 458 | 412 | | 437 | | | 437 | |
| **Day Total** | | | | | | | | | | |
| % Weekday Average | | | | | | | | | | |
| % Week Average | | | | | | | | | | |
| AM Peak Volume | | | | | | | | | | |
| PM Peak Volume | | | | | | | | | | |

*Comments:*



SOURCE: Premiere Design Solutions, Inc. (www.pds-eng.com) 954-237-7850

**LOCATION:** 8(NA) South Dixie Hwy N of SW 152nd St
**SPECIFIC LOCATION:** 8(NA) South Dixie Hwy N of SW 152nd St
**CITY/STATE:** Palmetto Bay, FL

**PDS JOB #:** 14702309
**DIRECTION:** NB
**DATE:** Jun 05 2018 - Jun 07 2018

| Start Time | Mon | Tue 05-Jun-18 | Wed 06-Jun-18 | Thu 07-Jun-18 | Fri | Average Weekday Hourly Traffic | Sat | Sun | Average Week Hourly Traffic | Average Week Profile |
|---|---|---|---|---|---|---|---|---|---|---|
| **6:00 PM** | | 426 | 427 | 404 | | 419 | | | 419 | |
| **6:15 PM** | | 366 | 366 | 340 | | 357 | | | 357 | |
| **6:30 PM** | | 402 | 348 | 398 | | 383 | | | 383 | |
| **6:45 PM** | | 394 | 395 | 397 | | 395 | | | 395 | |
| **7:00 PM** | | 374 | 378 | 360 | | 371 | | | 371 | |
| **7:15 PM** | | 390 | 322 | 306 | | 339 | | | 339 | |
| **7:30 PM** | | 348 | 336 | 354 | | 346 | | | 346 | |
| **7:45 PM** | | 373 | 298 | 322 | | 331 | | | 331 | |
| **8:00 PM** | | 320 | 340 | 278 | | 313 | | | 313 | |
| **8:15 PM** | | 360 | 316 | 318 | | 331 | | | 331 | |
| **8:30 PM** | | 290 | 300 | 284 | | 291 | | | 291 | |
| **8:45 PM** | | 306 | 320 | 276 | | 301 | | | 301 | |
| **9:00 PM** | | 269 | 309 | 269 | | 282 | | | 282 | |
| **9:15 PM** | | 282 | 302 | 284 | | 289 | | | 289 | |
| **9:30 PM** | | 236 | 235 | 246 | | 239 | | | 239 | |
| **9:45 PM** | | 212 | 188 | 198 | | 199 | | | 199 | |
| **10:00 PM** | | 200 | 184 | 216 | | 200 | | | 200 | |
| **10:15 PM** | | 178 | 195 | 185 | | 186 | | | 186 | |
| **10:30 PM** | | 178 | 162 | 160 | | 167 | | | 167 | |
| **10:45 PM** | | 122 | 158 | 145 | | 142 | | | 142 | |
| **11:00 PM** | | 128 | 112 | 112 | | 117 | | | 117 | |
| **11:15 PM** | | 115 | 96 | 129 | | 113 | | | 113 | |
| **11:30 PM** | | 89 | 120 | 144 | | 118 | | | 118 | |
| **11:45 PM** | | 82 | 96 | 88 | | 89 | | | 89 | |
| **Day Total** | | 33840 | 34536 | 34097 | | 34159 | | | 34159 | |
| % Weekday Average | | 99.1% | 101.1% | 99.8% | | | | | | |
| % Week Average | | 99.1% | 101.1% | 99.8% | | 100.0% | | | | |
| AM Peak Volume | | 8:30 AM<br>709 | 5:45 AM<br>720 | 6:15 AM<br>742 | | 5:45 AM<br>676 | | | 5:45 AM<br>676 | |
| PM Peak Volume | | 1:45 PM<br>514 | 12:30 PM<br>545 | 12:00 PM<br>554 | | 12:30 PM<br>518 | | | 12:30 PM<br>518 | |

*Comments:*



SOURCE: Premiere Design Solutions, Inc. (www.pds-eng.com) 954-237-7850

**LOCATION:** 8(NA) South Dixie Hwy N of SW 152nd St
**SPECIFIC LOCATION:** 8(NA) South Dixie Hwy N of SW 152nd St
**CITY/STATE:** Unincorporated Miami-Dade County, FL

**PDS JOB #:** 14702309
**DIRECTION:** SB
**DATE:** Jun 05 2018 - Jun 07 2018

| Start Time | Mon | Tue 05-Jun-18 | Wed 06-Jun-18 | Thu 07-Jun-18 | Fri | Average Weekday Hourly Traffic | Sat | Sun | Average Week Hourly Traffic | Average Week Profile |
|---|---|---|---|---|---|---|---|---|---|---|
| **12:00 AM** | | 238 | 342 | 241 | | 274 | | | 274 | |
| **12:15 AM** | | 184 | 298 | 206 | | 229 | | | 229 | |
| **12:30 AM** | | 158 | 226 | 178 | | 187 | | | 187 | |
| **12:45 AM** | | 140 | 200 | 150 | | 163 | | | 163 | |
| **1:00 AM** | | 128 | 150 | 150 | | 143 | | | 143 | |
| **1:15 AM** | | 110 | 124 | 107 | | 114 | | | 114 | |
| **1:30 AM** | | 102 | 104 | 89 | | 98 | | | 98 | |
| **1:45 AM** | | 77 | 84 | 74 | | 78 | | | 78 | |
| **2:00 AM** | | 78 | 68 | 86 | | 77 | | | 77 | |
| **2:15 AM** | | 78 | 76 | 73 | | 76 | | | 76 | |
| **2:30 AM** | | 46 | 60 | 62 | | 56 | | | 56 | |
| **2:45 AM** | | 58 | 58 | 50 | | 55 | | | 55 | |
| **3:00 AM** | | 39 | 47 | 49 | | 45 | | | 45 | |
| **3:15 AM** | | 48 | 49 | 47 | | 48 | | | 48 | |
| **3:30 AM** | | 37 | 42 | 44 | | 41 | | | 41 | |
| **3:45 AM** | | 51 | 65 | 40 | | 52 | | | 52 | |
| **4:00 AM** | | 47 | 52 | 44 | | 48 | | | 48 | |
| **4:15 AM** | | 44 | 44 | 34 | | 41 | | | 41 | |
| **4:30 AM** | | 60 | 51 | 52 | | 54 | | | 54 | |
| **4:45 AM** | | 66 | 68 | 66 | | 67 | | | 67 | |
| **5:00 AM** | | 76 | 54 | 60 | | 63 | | | 63 | |
| **5:15 AM** | | 68 | 80 | 84 | | 77 | | | 77 | |
| **5:30 AM** | | 84 | 94 | 89 | | 89 | | | 89 | |
| **5:45 AM** | | 126 | 106 | 134 | | 122 | | | 122 | |
| **Day Total** | | | | | | | | | | |
| % Weekday Average | | | | | | | | | | |
| % Week Average | | | | | | | | | | |
| AM Peak Volume | | | | | | | | | | |
| PM Peak Volume | | | | | | | | | | |

*Comments:*



SOURCE: Premiere Design Solutions, Inc. (www.pds-eng.com) 954-237-7850

**LOCATION:** 8(NA) South Dixie Hwy N of SW 152nd St
**SPECIFIC LOCATION:** 8(NA) South Dixie Hwy N of SW 152nd St
**CITY/STATE:** Unincorporated Miami-Dade County, FL

**PDS JOB #:** 14702309
**DIRECTION:** SB
**DATE:** Jun 05 2018 - Jun 07 2018

| Start Time | Mon | Tue 05-Jun-18 | Wed 06-Jun-18 | Thu 07-Jun-18 | Fri | Average Weekday Hourly Traffic | Sat | Sun | Average Week Hourly Traffic | Average Week Profile |
|---|---|---|---|---|---|---|---|---|---|---|
| **6:00 AM** | | 176 | 186 | 179 | | 180 | | | 180 | |
| **6:15 AM** | | 176 | 215 | 178 | | 190 | | | 190 | |
| **6:30 AM** | | 236 | 273 | 256 | | 255 | | | 255 | |
| **6:45 AM** | | 226 | 290 | 324 | | 280 | | | 280 | |
| **7:00 AM** | | 231 | 298 | 317 | | 282 | | | 282 | |
| **7:15 AM** | | 264 | 310 | 270 | | 281 | | | 281 | |
| **7:30 AM** | | 342 | 370 | 320 | | 344 | | | 344 | |
| **7:45 AM** | | 301 | 306 | 304 | | 304 | | | 304 | |
| **8:00 AM** | | 281 | 320 | 298 | | 300 | | | 300 | |
| **8:15 AM** | | 256 | 310 | 289 | | 285 | | | 285 | |
| **8:30 AM** | | 301 | 324 | **377** | | 334 | | | 334 | |
| **8:45 AM** | | 304 | 338 | 290 | | 311 | | | 311 | |
| **9:00 AM** | | 271 | 311 | 278 | | 287 | | | 287 | |
| **9:15 AM** | | 318 | 333 | 306 | | 319 | | | 319 | |
| **9:30 AM** | | 318 | 328 | 322 | | 323 | | | 323 | |
| **9:45 AM** | | 309 | 324 | 304 | | 312 | | | 312 | |
| **10:00 AM** | | 312 | 326 | 302 | | 313 | | | 313 | |
| **10:15 AM** | | **354** | 338 | 328 | | 340 | | | 340 | |
| **10:30 AM** | | 342 | 360 | 347 | | 350 | | | 350 | |
| **10:45 AM** | | 351 | 309 | 335 | | 332 | | | 332 | |
| **11:00 AM** | | 320 | 346 | 350 | | 339 | | | 339 | |
| **11:15 AM** | | 330 | 340 | 324 | | 331 | | | 331 | |
| **11:30 AM** | | 352 | 366 | 353 | | 357 | | | 357 | |
| **11:45 AM** | | 343 | **386** | 377 | | **369** | | | **369** | |
| **Day Total** | | | | | | | | | | |
| % Weekday Average | | | | | | | | | | |
| % Week Average | | | | | | | | | | |
| AM Peak Volume | | | | | | | | | | |
| PM Peak Volume | | | | | | | | | | |

*Comments:*



SOURCE: Premiere Design Solutions, Inc. (www.pds-eng.com) 954-237-7850

**LOCATION:** 8(NA) South Dixie Hwy N of SW 152nd St
**SPECIFIC LOCATION:** 8(NA) South Dixie Hwy N of SW 152nd St
**CITY/STATE:** Unincorporated Miami-Dade County, FL

**PDS JOB #:** 14702309
**DIRECTION:** SB
**DATE:** Jun 05 2018 - Jun 07 2018

| Start Time | Mon | Tue 05-Jun-18 | Wed 06-Jun-18 | Thu 07-Jun-18 | Fri | Average Weekday Hourly Traffic | Sat | Sun | Average Week Hourly Traffic | Average Week Profile |
|---|---|---|---|---|---|---|---|---|---|---|
| **12:00 PM** | | 380 | 346 | 372 | | 366 | | | 366 | |
| **12:15 PM** | | 362 | 350 | 350 | | 354 | | | 354 | |
| **12:30 PM** | | 336 | 344 | 372 | | 351 | | | 351 | |
| **12:45 PM** | | 368 | 362 | 340 | | 357 | | | 357 | |
| **1:00 PM** | | 350 | 365 | 348 | | 354 | | | 354 | |
| **1:15 PM** | | 347 | 392 | 314 | | 351 | | | 351 | |
| **1:30 PM** | | 378 | 386 | 357 | | 374 | | | 374 | |
| **1:45 PM** | | 368 | 350 | 349 | | 356 | | | 356 | |
| **2:00 PM** | | 433 | 402 | 337 | | 391 | | | 391 | |
| **2:15 PM** | | 390 | 403 | 369 | | 387 | | | 387 | |
| **2:30 PM** | | 446 | 447 | 389 | | 427 | | | 427 | |
| **2:45 PM** | | 420 | 421 | 438 | | 426 | | | 426 | |
| **3:00 PM** | | 522 | 521 | 518 | | 520 | | | 520 | |
| **3:15 PM** | | 474 | 504 | 498 | | 492 | | | 492 | |
| **3:30 PM** | | 508 | 494 | 511 | | 504 | | | 504 | |
| **3:45 PM** | | 494 | 520 | 524 | | 513 | | | 513 | |
| **4:00 PM** | | 522 | 528 | 499 | | 516 | | | 516 | |
| **4:15 PM** | | 494 | 544 | 462 | | 500 | | | 500 | |
| **4:30 PM** | | 499 | 552 | 555 | | 535 | | | 535 | |
| **4:45 PM** | | 547 | 582 | 563 | | 564 | | | 564 | |
| **5:00 PM** | | 577 | 552 | 546 | | 558 | | | 558 | |
| **5:15 PM** | | 594 | **599** | 530 | | 574 | | | 574 | |
| **5:30 PM** | | 587 | 592 | 568 | | 582 | | | 582 | |
| **5:45 PM** | | 618 | 579 | **596** | | **598** | | | **598** | |
| **Day Total** | | | | | | | | | | |
| % Weekday Average | | | | | | | | | | |
| % Week Average | | | | | | | | | | |
| AM Peak Volume | | | | | | | | | | |
| PM Peak Volume | | | | | | | | | | |

*Comments:*

**LOCATION:** 8(NA) South Dixie Hwy N of SW 152nd St
**SPECIFIC LOCATION:** 8(NA) South Dixie Hwy N of SW 152nd St
**CITY/STATE:** Unincorporated Miami-Dade County, FL

**PDS JOB #:** 14702309
**DIRECTION:** SB
**DATE:** Jun 05 2018 - Jun 07 2018

| Start Time | Mon | Tue 05-Jun-18 | Wed 06-Jun-18 | Thu 07-Jun-18 | Fri | Average Weekday Hourly Traffic | Sat | Sun | Average Week Hourly Traffic | Average Week Profile |
|---|---|---|---|---|---|---|---|---|---|---|
| **6:00 PM** | | 556 | 537 | 552 | | 548 | | | 548 | |
| **6:15 PM** | | 578 | 578 | 540 | | 565 | | | 565 | |
| **6:30 PM** | | 578 | 504 | 575 | | 552 | | | 552 | |
| **6:45 PM** | | **631** | 560 | 577 | | 589 | | | 589 | |
| **7:00 PM** | | 528 | 513 | 549 | | 530 | | | 530 | |
| **7:15 PM** | | 510 | 540 | 502 | | 517 | | | 517 | |
| **7:30 PM** | | 528 | 500 | 490 | | 506 | | | 506 | |
| **7:45 PM** | | 519 | 526 | 506 | | 517 | | | 517 | |
| **8:00 PM** | | 404 | 429 | 401 | | 411 | | | 411 | |
| **8:15 PM** | | 400 | 384 | 391 | | 392 | | | 392 | |
| **8:30 PM** | | 415 | 414 | 375 | | 401 | | | 401 | |
| **8:45 PM** | | 410 | 392 | 414 | | 405 | | | 405 | |
| **9:00 PM** | | 455 | 431 | 441 | | 442 | | | 442 | |
| **9:15 PM** | | 408 | 368 | 421 | | 399 | | | 399 | |
| **9:30 PM** | | 417 | 402 | 462 | | 427 | | | 427 | |
| **9:45 PM** | | 441 | 372 | 378 | | 397 | | | 397 | |
| **10:00 PM** | | 394 | 362 | 396 | | 384 | | | 384 | |
| **10:15 PM** | | 422 | 369 | 396 | | 396 | | | 396 | |
| **10:30 PM** | | 330 | 308 | 367 | | 335 | | | 335 | |
| **10:45 PM** | | 394 | 346 | 368 | | 369 | | | 369 | |
| **11:00 PM** | | 373 | 329 | 322 | | 341 | | | 341 | |
| **11:15 PM** | | 444 | 316 | 325 | | 362 | | | 362 | |
| **11:30 PM** | | 356 | 289 | 263 | | 303 | | | 303 | |
| **11:45 PM** | | 308 | 288 | 296 | | 297 | | | 297 | |
| **Day Total** | | 30970 | 31341 | 30549 | | 30950 | | | 30950 | |
| % Weekday Average | | 100.1% | 101.3% | 98.7% | | | | | | |
| % Week Average | | 100.1% | 101.3% | 98.7% | | 100.0% | | | | |
| AM Peak<br>Volume | | 10:15 AM<br>354 | 11:45 AM<br>386 | 8:30 AM<br>377 | | 11:45 AM<br>369 | | | 11:45 AM<br>369 | |
| PM Peak<br>Volume | | 6:45 PM<br>631 | 5:15 PM<br>599 | 5:45 PM<br>596 | | 5:45 PM<br>598 | | | 5:45 PM<br>598 | |

*Comments:*

**LOCATION:** 8(NA) South Dixie Hwy N of SW 152nd St
**SPECIFIC LOCATION:** 8(NA) South Dixie Hwy N of SW 152nd St
**CITY/STATE:** Palmetto Bay, FL

**PDS JOB #:** 14702309
**DIRECTION:** NB/SB
**DATE:** Jun 05 2018 - Jun 07 2018

| Start Time | Mon | Tue 05-Jun-18 | Wed 06-Jun-18 | Thu 07-Jun-18 | Fri | Average Weekday Hourly Traffic | Sat | Sun | Average Week Hourly Traffic | Average Week Profile |
|---|---|---|---|---|---|---|---|---|---|---|
| **12:00 AM** | | 336 | 422 | 336 | | 365 | | | 365 | |
| **12:15 AM** | | 272 | 361 | 285 | | 306 | | | 306 | |
| **12:30 AM** | | 230 | 285 | 246 | | 254 | | | 254 | |
| **12:45 AM** | | 205 | 248 | 222 | | 225 | | | 225 | |
| **1:00 AM** | | 184 | 200 | 196 | | 193 | | | 193 | |
| **1:15 AM** | | 162 | 174 | 157 | | 164 | | | 164 | |
| **1:30 AM** | | 147 | 154 | 125 | | 142 | | | 142 | |
| **1:45 AM** | | 115 | 137 | 120 | | 124 | | | 124 | |
| **2:00 AM** | | 116 | 112 | 136 | | 121 | | | 121 | |
| **2:15 AM** | | 112 | 128 | 116 | | 119 | | | 119 | |
| **2:30 AM** | | 92 | 102 | 115 | | 103 | | | 103 | |
| **2:45 AM** | | 83 | 112 | 101 | | 99 | | | 99 | |
| **3:00 AM** | | 83 | 106 | 99 | | 96 | | | 96 | |
| **3:15 AM** | | 120 | 113 | 123 | | 119 | | | 119 | |
| **3:30 AM** | | 113 | 113 | 115 | | 114 | | | 114 | |
| **3:45 AM** | | 122 | 155 | 123 | | 133 | | | 133 | |
| **4:00 AM** | | 163 | 172 | 162 | | 166 | | | 166 | |
| **4:15 AM** | | 176 | 198 | 158 | | 177 | | | 177 | |
| **4:30 AM** | | 262 | 255 | 266 | | 261 | | | 261 | |
| **4:45 AM** | | 304 | 328 | 322 | | 318 | | | 318 | |
| **5:00 AM** | | 375 | 433 | 406 | | 405 | | | 405 | |
| **5:15 AM** | | 559 | 571 | 580 | | 570 | | | 570 | |
| **5:30 AM** | | 586 | 710 | 596 | | 631 | | | 631 | |
| **5:45 AM** | | 825 | 826 | 744 | | 798 | | | 798 | |
| **Day Total** | | | | | | | | | | |
| % Weekday Average | | | | | | | | | | |
| % Week Average | | | | | | | | | | |
| AM Peak Volume | | | | | | | | | | |
| PM Peak Volume | | | | | | | | | | |

*Comments:*



SOURCE: Premiere Design Solutions, Inc. (www.pds-eng.com) 954-237-7850

**LOCATION:** 8(NA) South Dixie Hwy N of SW 152nd St
**SPECIFIC LOCATION:** 8(NA) South Dixie Hwy N of SW 152nd St
**CITY/STATE:** Palmetto Bay, FL

**PDS JOB #:** 14702309
**DIRECTION:** NB/SB
**DATE:** Jun 05 2018 - Jun 07 2018

| Start Time | Mon | Tue 05-Jun-18 | Wed 06-Jun-18 | Thu 07-Jun-18 | Fri | Average Weekday Hourly Traffic | Sat | Sun | Average Week Hourly Traffic | Average Week Profile |
|---|---|---|---|---|---|---|---|---|---|---|
| **6:00 AM** | | 849 | 776 | 807 | | 811 | | | 811 | |
| **6:15 AM** | | 872 | 629 | 920 | | 807 | | | 807 | |
| **6:30 AM** | | 814 | 769 | 972 | | 852 | | | 852 | |
| **6:45 AM** | | 732 | 951 | **1038** | | 907 | | | 907 | |
| **7:00 AM** | | 484 | 959 | 991 | | 811 | | | 811 | |
| **7:15 AM** | | 620 | 960 | 926 | | 835 | | | 835 | |
| **7:30 AM** | | 766 | 962 | 966 | | 898 | | | 898 | |
| **7:45 AM** | | 750 | **968** | 964 | | 894 | | | 894 | |
| **8:00 AM** | | 796 | 962 | 964 | | 907 | | | 907 | |
| **8:15 AM** | | 917 | 964 | 905 | | 929 | | | 929 | |
| **8:30 AM** | | **1010** | 950 | 975 | | **978** | | | **978** | |
| **8:45 AM** | | 908 | 926 | 844 | | 893 | | | 893 | |
| **9:00 AM** | | 773 | 861 | 838 | | 824 | | | 824 | |
| **9:15 AM** | | 870 | 903 | 852 | | 875 | | | 875 | |
| **9:30 AM** | | 883 | 870 | 860 | | 871 | | | 871 | |
| **9:45 AM** | | 815 | 846 | 784 | | 815 | | | 815 | |
| **10:00 AM** | | 847 | 831 | 772 | | 817 | | | 817 | |
| **10:15 AM** | | 831 | 819 | 837 | | 829 | | | 829 | |
| **10:30 AM** | | 830 | 812 | 813 | | 818 | | | 818 | |
| **10:45 AM** | | 894 | 777 | 789 | | 820 | | | 820 | |
| **11:00 AM** | | 825 | 854 | 812 | | 830 | | | 830 | |
| **11:15 AM** | | 856 | 802 | 816 | | 825 | | | 825 | |
| **11:30 AM** | | 886 | 846 | 852 | | 861 | | | 861 | |
| **11:45 AM** | | 837 | 852 | 857 | | 849 | | | 849 | |
| **Day Total** | | | | | | | | | | |
| % Weekday Average | | | | | | | | | | |
| % Week Average | | | | | | | | | | |
| AM Peak Volume | | | | | | | | | | |
| PM Peak Volume | | | | | | | | | | |

*Comments:*



SOURCE: Premiere Design Solutions, Inc. (www.pds-eng.com) 954-237-7850

**LOCATION:** 8(NA) South Dixie Hwy N of SW 152nd St
**SPECIFIC LOCATION:** 8(NA) South Dixie Hwy N of SW 152nd St
**CITY/STATE:** Palmetto Bay, FL

**PDS JOB #:** 14702309
**DIRECTION:** NB/SB
**DATE:** Jun 05 2018 - Jun 07 2018

| Start Time | Mon | Tue 05-Jun-18 | Wed 06-Jun-18 | Thu 07-Jun-18 | Fri | Average Weekday Hourly Traffic | Sat | Sun | Average Week Hourly Traffic | Average Week Profile |
|---|---|---|---|---|---|---|---|---|---|---|
| **12:00 PM** | | 892 | 830 | 926 | | 883 | | | 883 | |
| **12:15 PM** | | 843 | 828 | 840 | | 837 | | | 837 | |
| **12:30 PM** | | 829 | 889 | 888 | | 869 | | | 869 | |
| **12:45 PM** | | 852 | 896 | 797 | | 848 | | | 848 | |
| **1:00 PM** | | 851 | 839 | 809 | | 833 | | | 833 | |
| **1:15 PM** | | 855 | 899 | 796 | | 850 | | | 850 | |
| **1:30 PM** | | 822 | 855 | 763 | | 813 | | | 813 | |
| **1:45 PM** | | 882 | 820 | 766 | | 823 | | | 823 | |
| **2:00 PM** | | 924 | 844 | 736 | | 835 | | | 835 | |
| **2:15 PM** | | 834 | 872 | 722 | | 809 | | | 809 | |
| **2:30 PM** | | 940 | 913 | 836 | | 896 | | | 896 | |
| **2:45 PM** | | 908 | 841 | 909 | | 886 | | | 886 | |
| **3:00 PM** | | 998 | 982 | 954 | | 978 | | | 978 | |
| **3:15 PM** | | 910 | 918 | 924 | | 917 | | | 917 | |
| **3:30 PM** | | 980 | 936 | 933 | | 950 | | | 950 | |
| **3:45 PM** | | 985 | 1006 | 980 | | 990 | | | 990 | |
| **4:00 PM** | | 921 | 946 | 915 | | 927 | | | 927 | |
| **4:15 PM** | | 890 | 991 | 788 | | 890 | | | 890 | |
| **4:30 PM** | | 897 | 998 | 945 | | 947 | | | 947 | |
| **4:45 PM** | | 984 | 1034 | 1001 | | 1006 | | | 1006 | |
| **5:00 PM** | | 1030 | 1016 | 976 | | 1007 | | | 1007 | |
| **5:15 PM** | | 1015 | 1019 | 951 | | 995 | | | 995 | |
| **5:30 PM** | | **1064** | **1044** | 960 | | 1023 | | | 1023 | |
| **5:45 PM** | | 1058 | 1037 | **1008** | | **1034** | | | **1034** | |
| **Day Total** | | | | | | | | | | |
| % Weekday Average | | | | | | | | | | |
| % Week Average | | | | | | | | | | |
| AM Peak Volume | | | | | | | | | | |
| PM Peak Volume | | | | | | | | | | |

*Comments:*



SOURCE: Premiere Design Solutions, Inc. (www.pds-eng.com) 954-237-7850

**LOCATION:** 8(NA) South Dixie Hwy N of SW 152nd St
**SPECIFIC LOCATION:** 8(NA) South Dixie Hwy N of SW 152nd St
**CITY/STATE:** Palmetto Bay, FL

**PDS JOB #:** 14702309
**DIRECTION:** NB/SB
**DATE:** Jun 05 2018 - Jun 07 2018

| Start Time | Mon | Tue 05-Jun-18 | Wed 06-Jun-18 | Thu 07-Jun-18 | Fri | Average Weekday Hourly Traffic | Sat | Sun | Average Week Hourly Traffic | Average Week Profile |
|---|---|---|---|---|---|---|---|---|---|---|
| **6:00 PM** | | 982 | 964 | 956 | | 967 | | | 967 | |
| **6:15 PM** | | 944 | 944 | 880 | | 923 | | | 923 | |
| **6:30 PM** | | 980 | 852 | 973 | | 935 | | | 935 | |
| **6:45 PM** | | 1025 | 955 | 974 | | 985 | | | 985 | |
| **7:00 PM** | | 902 | 891 | 909 | | 901 | | | 901 | |
| **7:15 PM** | | 900 | 862 | 808 | | 857 | | | 857 | |
| **7:30 PM** | | 876 | 836 | 844 | | 852 | | | 852 | |
| **7:45 PM** | | 892 | 824 | 828 | | 848 | | | 848 | |
| **8:00 PM** | | 724 | 769 | 679 | | 724 | | | 724 | |
| **8:15 PM** | | 760 | 700 | 709 | | 723 | | | 723 | |
| **8:30 PM** | | 705 | 714 | 659 | | 693 | | | 693 | |
| **8:45 PM** | | 716 | 712 | 690 | | 706 | | | 706 | |
| **9:00 PM** | | 724 | 740 | 710 | | 725 | | | 725 | |
| **9:15 PM** | | 690 | 670 | 705 | | 688 | | | 688 | |
| **9:30 PM** | | 653 | 637 | 708 | | 666 | | | 666 | |
| **9:45 PM** | | 653 | 560 | 576 | | 596 | | | 596 | |
| **10:00 PM** | | 594 | 546 | 612 | | 584 | | | 584 | |
| **10:15 PM** | | 600 | 564 | 581 | | 582 | | | 582 | |
| **10:30 PM** | | 508 | 470 | 527 | | 502 | | | 502 | |
| **10:45 PM** | | 516 | 504 | 513 | | 511 | | | 511 | |
| **11:00 PM** | | 501 | 441 | 434 | | 459 | | | 459 | |
| **11:15 PM** | | 559 | 412 | 454 | | 475 | | | 475 | |
| **11:30 PM** | | 445 | 409 | 407 | | 420 | | | 420 | |
| **11:45 PM** | | 390 | 384 | 384 | | 386 | | | 386 | |
| **Day Total** | | 64810 | 65877 | 64646 | | 65113 | | | 65113 | |
| % Weekday Average | | 99.5% | 101.2% | 99.3% | | | | | | |
| % Week Average | | 99.5% | 101.2% | 99.3% | | 100.0% | | | | |
| AM Peak | | 8:30 AM | 7:45 AM | 6:45 AM | | 8:30 AM | | | 8:30 AM | |
| Volume | | 1010 | 968 | 1038 | | 978 | | | 978 | |
| PM Peak | | 5:30 PM | 5:30 PM | 5:45 PM | | 5:45 PM | | | 5:45 PM | |
| Volume | | 1064 | 1044 | 1008 | | 1034 | | | 1034 | |

*Comments:*



SOURCE: Premiere Design Solutions, Inc. (www.pds-eng.com) 954-237-7850

**LOCATION:** 8(SA) South Dixie Hwy S of SW 152nd St
**SPECIFIC LOCATION:** 8(SA) South Dixie Hwy S of SW 152nd St
**CITY/STATE:** Palmetto Bay, FL

**PDS JOB #:** 14702310
**DIRECTION:** NB
**DATE:** Jun 05 2018 - Jun 07 2018

| Start Time | Mon | Tue 05-Jun-18 | Wed 06-Jun-18 | Thu 07-Jun-18 | Fri | Average Weekday Hourly Traffic | Sat | Sun | Average Week Hourly Traffic | Average Week Profile |
|---|---|---|---|---|---|---|---|---|---|---|
| **12:00 AM** | | 92 | 80 | 99 | | 90 | | | 90 | |
| **12:15 AM** | | 84 | 62 | 78 | | 75 | | | 75 | |
| **12:30 AM** | | 67 | 66 | 76 | | 70 | | | 70 | |
| **12:45 AM** | | 74 | 39 | 64 | | 59 | | | 59 | |
| **1:00 AM** | | 51 | 41 | 48 | | 47 | | | 47 | |
| **1:15 AM** | | 48 | 44 | 44 | | 45 | | | 45 | |
| **1:30 AM** | | 50 | 48 | 35 | | 44 | | | 44 | |
| **1:45 AM** | | 38 | 50 | 44 | | 44 | | | 44 | |
| **2:00 AM** | | 40 | 32 | 58 | | 43 | | | 43 | |
| **2:15 AM** | | 29 | 53 | 44 | | 42 | | | 42 | |
| **2:30 AM** | | 34 | 32 | 41 | | 36 | | | 36 | |
| **2:45 AM** | | 22 | 50 | 44 | | 39 | | | 39 | |
| **3:00 AM** | | 36 | 56 | 43 | | 45 | | | 45 | |
| **3:15 AM** | | 70 | 58 | 67 | | 65 | | | 65 | |
| **3:30 AM** | | 68 | 64 | 63 | | 65 | | | 65 | |
| **3:45 AM** | | 68 | 72 | 68 | | 69 | | | 69 | |
| **4:00 AM** | | 94 | 89 | 100 | | 94 | | | 94 | |
| **4:15 AM** | | 112 | 131 | 104 | | 116 | | | 116 | |
| **4:30 AM** | | 170 | 186 | 179 | | 178 | | | 178 | |
| **4:45 AM** | | 222 | 229 | 222 | | 224 | | | 224 | |
| **5:00 AM** | | 262 | 328 | 282 | | 291 | | | 291 | |
| **5:15 AM** | | 426 | 444 | 440 | | 437 | | | 437 | |
| **5:30 AM** | | 454 | 530 | 458 | | 481 | | | 481 | |
| **5:45 AM** | | 590 | 638 | 524 | | 584 | | | 584 | |
| **Day Total** | | | | | | | | | | |
| % Weekday Average | | | | | | | | | | |
| % Week Average | | | | | | | | | | |
| AM Peak Volume | | | | | | | | | | |
| PM Peak Volume | | | | | | | | | | |

*Comments:*



SOURCE: Premiere Design Solutions, Inc. (www.pds-eng.com) 954-237-7850

**LOCATION:** 8(SA) South Dixie Hwy S of SW 152nd St
**SPECIFIC LOCATION:** 8(SA) South Dixie Hwy S of SW 152nd St
**CITY/STATE:** Palmetto Bay, FL

**PDS JOB #:** 14702310
**DIRECTION:** NB
**DATE:** Jun 05 2018 - Jun 07 2018

| Start Time | Mon | Tue 05-Jun-18 | Wed 06-Jun-18 | Thu 07-Jun-18 | Fri | Average Weekday Hourly Traffic | Sat | Sun | Average Week Hourly Traffic | Average Week Profile |
|---|---|---|---|---|---|---|---|---|---|---|
| **6:00 AM** | | 608 | 578 | 550 | | 579 | | | 579 | |
| **6:15 AM** | | 582 | 546 | 616 | | 581 | | | 581 | |
| **6:30 AM** | | 553 | 590 | **686** | | 610 | | | 610 | |
| **6:45 AM** | | 502 | 623 | 660 | | 595 | | | 595 | |
| **7:00 AM** | | 508 | 605 | 677 | | 597 | | | 597 | |
| **7:15 AM** | | 572 | 614 | 642 | | 609 | | | 609 | |
| **7:30 AM** | | 614 | 605 | 637 | | 619 | | | 619 | |
| **7:45 AM** | | 640 | **663** | 632 | | **645** | | | **645** | |
| **8:00 AM** | | 590 | 608 | 652 | | 617 | | | 617 | |
| **8:15 AM** | | 574 | 640 | 599 | | 604 | | | 604 | |
| **8:30 AM** | | **656** | 636 | 576 | | 623 | | | 623 | |
| **8:45 AM** | | 549 | 586 | 546 | | 560 | | | 560 | |
| **9:00 AM** | | 497 | 520 | 524 | | 514 | | | 514 | |
| **9:15 AM** | | 520 | 505 | 492 | | 506 | | | 506 | |
| **9:30 AM** | | 521 | 498 | 480 | | 500 | | | 500 | |
| **9:45 AM** | | 494 | 479 | 482 | | 485 | | | 485 | |
| **10:00 AM** | | 497 | 496 | 466 | | 486 | | | 486 | |
| **10:15 AM** | | 488 | 434 | 462 | | 461 | | | 461 | |
| **10:30 AM** | | 495 | 446 | 429 | | 457 | | | 457 | |
| **10:45 AM** | | 501 | 468 | 464 | | 478 | | | 478 | |
| **11:00 AM** | | 480 | 438 | 428 | | 449 | | | 449 | |
| **11:15 AM** | | 528 | 456 | 486 | | 490 | | | 490 | |
| **11:30 AM** | | 517 | 442 | 436 | | 465 | | | 465 | |
| **11:45 AM** | | 494 | 438 | 474 | | 469 | | | 469 | |
| **Day Total** | | | | | | | | | | |
| % Weekday Average | | | | | | | | | | |
| % Week Average | | | | | | | | | | |
| AM Peak Volume | | | | | | | | | | |
| PM Peak Volume | | | | | | | | | | |

*Comments:*



SOURCE: Premiere Design Solutions, Inc. (www.pds-eng.com) 954-237-7850

**LOCATION:** 8(SA) South Dixie Hwy S of SW 152nd St
**SPECIFIC LOCATION:** 8(SA) South Dixie Hwy S of SW 152nd St
**CITY/STATE:** Palmetto Bay, FL

**PDS JOB #:** 14702310
**DIRECTION:** NB
**DATE:** Jun 05 2018 - Jun 07 2018

| Start Time | Mon | Tue 05-Jun-18 | Wed 06-Jun-18 | Thu 07-Jun-18 | Fri | Average Weekday Hourly Traffic | Sat | Sun | Average Week Hourly Traffic | Average Week Profile |
|---|---|---|---|---|---|---|---|---|---|---|
| **12:00 PM** | | 486 | 449 | 492 | | 476 | | | 476 | |
| **12:15 PM** | | 470 | **500** | **500** | | **490** | | | **490** | |
| **12:30 PM** | | 492 | 483 | 471 | | 482 | | | 482 | |
| **12:45 PM** | | 460 | 474 | 460 | | 465 | | | 465 | |
| **1:00 PM** | | 488 | 450 | 460 | | 466 | | | 466 | |
| **1:15 PM** | | 476 | 488 | 454 | | 473 | | | 473 | |
| **1:30 PM** | | 446 | 468 | 440 | | 451 | | | 451 | |
| **1:45 PM** | | **514** | 465 | 415 | | 465 | | | 465 | |
| **2:00 PM** | | 454 | 419 | 389 | | 421 | | | 421 | |
| **2:15 PM** | | 491 | 454 | 362 | | 436 | | | 436 | |
| **2:30 PM** | | 470 | 444 | 431 | | 448 | | | 448 | |
| **2:45 PM** | | 456 | 439 | 474 | | 456 | | | 456 | |
| **3:00 PM** | | 422 | 415 | 350 | | 396 | | | 396 | |
| **3:15 PM** | | 386 | 419 | 423 | | 409 | | | 409 | |
| **3:30 PM** | | 429 | 413 | 420 | | 421 | | | 421 | |
| **3:45 PM** | | 458 | 442 | 420 | | 440 | | | 440 | |
| **4:00 PM** | | 416 | 400 | 406 | | 407 | | | 407 | |
| **4:15 PM** | | 398 | 424 | 329 | | 384 | | | 384 | |
| **4:30 PM** | | 415 | 432 | 365 | | 404 | | | 404 | |
| **4:45 PM** | | 404 | 432 | 420 | | 419 | | | 419 | |
| **5:00 PM** | | 434 | 426 | 382 | | 414 | | | 414 | |
| **5:15 PM** | | 474 | 408 | 384 | | 422 | | | 422 | |
| **5:30 PM** | | 426 | 431 | 368 | | 408 | | | 408 | |
| **5:45 PM** | | 423 | 419 | 402 | | 415 | | | 415 | |
| **Day Total** | | | | | | | | | | |
| % Weekday Average | | | | | | | | | | |
| % Week Average | | | | | | | | | | |
| AM Peak Volume | | | | | | | | | | |
| PM Peak Volume | | | | | | | | | | |

*Comments:*



SOURCE: Premiere Design Solutions, Inc. (www.pds-eng.com) 954-237-7850

**LOCATION:** 8(SA) South Dixie Hwy S of SW 152nd St
**SPECIFIC LOCATION:** 8(SA) South Dixie Hwy S of SW 152nd St
**CITY/STATE:** Palmetto Bay, FL

**PDS JOB #:** 14702310
**DIRECTION:** NB
**DATE:** Jun 05 2018 - Jun 07 2018

| Start Time | Mon | Tue 05-Jun-18 | Wed 06-Jun-18 | Thu 07-Jun-18 | Fri | Average Weekday Hourly Traffic | Sat | Sun | Average Week Hourly Traffic | Average Week Profile |
|---|---|---|---|---|---|---|---|---|---|---|
| **6:00 PM** | | 415 | 410 | 380 | | 402 | | | 402 | |
| **6:15 PM** | | 366 | 374 | 338 | | 359 | | | 359 | |
| **6:30 PM** | | 388 | 342 | 382 | | 371 | | | 371 | |
| **6:45 PM** | | 371 | 380 | 374 | | 375 | | | 375 | |
| **7:00 PM** | | 358 | 352 | 356 | | 355 | | | 355 | |
| **7:15 PM** | | 359 | 338 | 328 | | 342 | | | 342 | |
| **7:30 PM** | | 324 | 321 | 312 | | 319 | | | 319 | |
| **7:45 PM** | | 350 | 276 | 320 | | 315 | | | 315 | |
| **8:00 PM** | | 325 | 334 | 278 | | 312 | | | 312 | |
| **8:15 PM** | | 312 | 288 | 274 | | 291 | | | 291 | |
| **8:30 PM** | | 274 | 296 | 290 | | 287 | | | 287 | |
| **8:45 PM** | | 290 | 288 | 282 | | 287 | | | 287 | |
| **9:00 PM** | | 290 | 294 | 294 | | 293 | | | 293 | |
| **9:15 PM** | | 264 | 290 | 275 | | 276 | | | 276 | |
| **9:30 PM** | | 233 | 232 | 252 | | 239 | | | 239 | |
| **9:45 PM** | | 211 | 195 | 202 | | 203 | | | 203 | |
| **10:00 PM** | | 188 | 188 | 216 | | 197 | | | 197 | |
| **10:15 PM** | | 178 | 166 | 168 | | 171 | | | 171 | |
| **10:30 PM** | | 169 | 182 | 164 | | 172 | | | 172 | |
| **10:45 PM** | | 138 | 150 | 118 | | 135 | | | 135 | |
| **11:00 PM** | | 125 | 112 | 125 | | 121 | | | 121 | |
| **11:15 PM** | | 108 | 85 | 125 | | 106 | | | 106 | |
| **11:30 PM** | | 90 | 108 | 128 | | 109 | | | 109 | |
| **11:45 PM** | | 76 | 88 | 104 | | 89 | | | 89 | |
| **Day Total** | | 33171 | 33019 | 32423 | | 32876 | | | 32876 | |
| % Weekday Average | | 100.9% | 100.4% | 98.6% | | | | | | |
| % Week Average | | 100.9% | 100.4% | 98.6% | | 100.0% | | | | |
| AM Peak Volume | | 8:30 AM 656 | 7:45 AM 663 | 6:30 AM 686 | | 7:45 AM 645 | | | 7:45 AM 645 | |
| PM Peak Volume | | 1:45 PM 514 | 12:15 PM 500 | 12:15 PM 500 | | 12:15 PM 490 | | | 12:15 PM 490 | |

*Comments:*



SOURCE: Premiere Design Solutions, Inc. (www.pds-eng.com) 954-237-7850

**LOCATION:** 8(SA) South Dixie Hwy S of SW 152nd St
**SPECIFIC LOCATION:** 8(SA) South Dixie Hwy S of SW 152nd St
**CITY/STATE:** Unincorporated Miami-Dade County, FL

**PDS JOB #:** 14702310
**DIRECTION:** SB
**DATE:** Jun 05 2018 - Jun 07 2018

| Start Time | Mon | Tue 05-Jun-18 | Wed 06-Jun-18 | Thu 07-Jun-18 | Fri | Average Weekday Hourly Traffic | Sat | Sun | Average Week Hourly Traffic | Average Week Profile |
|---|---|---|---|---|---|---|---|---|---|---|
| **12:00 AM** | | 208 | 336 | 202 | | 249 | | | 249 | |
| **12:15 AM** | | 162 | 330 | 190 | | 227 | | | 227 | |
| **12:30 AM** | | 142 | 230 | 156 | | 176 | | | 176 | |
| **12:45 AM** | | 115 | 201 | 127 | | 148 | | | 148 | |
| **1:00 AM** | | 100 | 211 | 127 | | 146 | | | 146 | |
| **1:15 AM** | | 98 | 129 | 93 | | 107 | | | 107 | |
| **1:30 AM** | | 100 | 122 | 78 | | 100 | | | 100 | |
| **1:45 AM** | | 68 | 96 | 65 | | 76 | | | 76 | |
| **2:00 AM** | | 75 | 87 | 78 | | 80 | | | 80 | |
| **2:15 AM** | | 60 | 86 | 65 | | 70 | | | 70 | |
| **2:30 AM** | | 45 | 72 | 46 | | 54 | | | 54 | |
| **2:45 AM** | | 48 | 59 | 53 | | 53 | | | 53 | |
| **3:00 AM** | | 25 | 52 | 35 | | 37 | | | 37 | |
| **3:15 AM** | | 38 | 62 | 48 | | 49 | | | 49 | |
| **3:30 AM** | | 45 | 44 | 38 | | 42 | | | 42 | |
| **3:45 AM** | | 45 | 69 | 39 | | 51 | | | 51 | |
| **4:00 AM** | | 42 | 62 | 46 | | 50 | | | 50 | |
| **4:15 AM** | | 34 | 39 | 38 | | 37 | | | 37 | |
| **4:30 AM** | | 48 | 46 | 40 | | 45 | | | 45 | |
| **4:45 AM** | | 63 | 64 | 60 | | 62 | | | 62 | |
| **5:00 AM** | | 61 | 49 | 54 | | 55 | | | 55 | |
| **5:15 AM** | | 64 | 82 | 74 | | 73 | | | 73 | |
| **5:30 AM** | | 73 | 90 | 88 | | 84 | | | 84 | |
| **5:45 AM** | | 91 | 92 | 100 | | 94 | | | 94 | |
| **Day Total** | | | | | | | | | | |
| % Weekday Average | | | | | | | | | | |
| % Week Average | | | | | | | | | | |
| AM Peak Volume | | | | | | | | | | |
| PM Peak Volume | | | | | | | | | | |

*Comments:*



SOURCE: Premiere Design Solutions, Inc. (www.pds-eng.com) 954-237-7850

**LOCATION:** 8(SA) South Dixie Hwy S of SW 152nd St
**SPECIFIC LOCATION:** 8(SA) South Dixie Hwy S of SW 152nd St
**CITY/STATE:** Unincorporated Miami-Dade County, FL

**PDS JOB #:** 14702310
**DIRECTION:** SB
**DATE:** Jun 05 2018 - Jun 07 2018

| Start Time | Mon | Tue 05-Jun-18 | Wed 06-Jun-18 | Thu 07-Jun-18 | Fri | Average Weekday Hourly Traffic | Sat | Sun | Average Week Hourly Traffic | Average Week Profile |
|---|---|---|---|---|---|---|---|---|---|---|
| **6:00 AM** | | 150 | 152 | 158 | | 153 | | | 153 | |
| **6:15 AM** | | 156 | 186 | 147 | | 163 | | | 163 | |
| **6:30 AM** | | 208 | 216 | 202 | | 209 | | | 209 | |
| **6:45 AM** | | 178 | 204 | 260 | | 214 | | | 214 | |
| **7:00 AM** | | 236 | 272 | 230 | | 246 | | | 246 | |
| **7:15 AM** | | 256 | 306 | 246 | | 269 | | | 269 | |
| **7:30 AM** | | 306 | 316 | 332 | | 318 | | | 318 | |
| **7:45 AM** | | 245 | 260 | 264 | | 256 | | | 256 | |
| **8:00 AM** | | 293 | 315 | 324 | | 311 | | | 311 | |
| **8:15 AM** | | 276 | 336 | 282 | | 298 | | | 298 | |
| **8:30 AM** | | 320 | 310 | 382 | | 337 | | | 337 | |
| **8:45 AM** | | 306 | 333 | 299 | | 313 | | | 313 | |
| **9:00 AM** | | 332 | 360 | 350 | | 347 | | | 347 | |
| **9:15 AM** | | 306 | 383 | 346 | | 345 | | | 345 | |
| **9:30 AM** | | 362 | 358 | 370 | | 363 | | | 363 | |
| **9:45 AM** | | 344 | 334 | 320 | | 333 | | | 333 | |
| **10:00 AM** | | 387 | 374 | 382 | | 381 | | | 381 | |
| **10:15 AM** | | 372 | 334 | 328 | | 345 | | | 345 | |
| **10:30 AM** | | **426** | 387 | 354 | | 389 | | | 389 | |
| **10:45 AM** | | 400 | 358 | **408** | | 389 | | | 389 | |
| **11:00 AM** | | 388 | 401 | 384 | | 391 | | | 391 | |
| **11:15 AM** | | 416 | 409 | 406 | | **410** | | | **410** | |
| **11:30 AM** | | 418 | **412** | 386 | | 405 | | | 405 | |
| **11:45 AM** | | 395 | 394 | 385 | | 391 | | | 391 | |
| **Day Total** | | | | | | | | | | |
| % Weekday Average | | | | | | | | | | |
| % Week Average | | | | | | | | | | |
| AM Peak Volume | | | | | | | | | | |
| PM Peak Volume | | | | | | | | | | |

*Comments:*



SOURCE: Premiere Design Solutions, Inc. (www.pds-eng.com) 954-237-7850

**LOCATION:** 8(SA) South Dixie Hwy S of SW 152nd St
**SPECIFIC LOCATION:** 8(SA) South Dixie Hwy S of SW 152nd St
**CITY/STATE:** Unincorporated Miami-Dade County, FL

**PDS JOB #:** 14702310
**DIRECTION:** SB
**DATE:** Jun 05 2018 - Jun 07 2018

| Start Time | Mon | Tue 05-Jun-18 | Wed 06-Jun-18 | Thu 07-Jun-18 | Fri | Average Weekday Hourly Traffic | Sat | Sun | Average Week Hourly Traffic | Average Week Profile |
|---|---|---|---|---|---|---|---|---|---|---|
| **12:00 PM** | | 412 | 422 | 419 | | 418 | | | 418 | |
| **12:15 PM** | | 397 | 410 | 378 | | 395 | | | 395 | |
| **12:30 PM** | | 446 | 434 | 426 | | 435 | | | 435 | |
| **12:45 PM** | | 444 | 436 | 402 | | 427 | | | 427 | |
| **1:00 PM** | | 448 | 436 | 386 | | 423 | | | 423 | |
| **1:15 PM** | | 448 | 462 | 410 | | 440 | | | 440 | |
| **1:30 PM** | | 397 | 432 | 432 | | 420 | | | 420 | |
| **1:45 PM** | | 476 | 470 | 450 | | 465 | | | 465 | |
| **2:00 PM** | | 497 | 454 | 434 | | 462 | | | 462 | |
| **2:15 PM** | | 463 | 468 | 437 | | 456 | | | 456 | |
| **2:30 PM** | | 487 | 500 | 462 | | 483 | | | 483 | |
| **2:45 PM** | | 500 | 464 | 490 | | 485 | | | 485 | |
| **3:00 PM** | | 576 | 571 | 582 | | 576 | | | 576 | |
| **3:15 PM** | | 543 | 562 | 549 | | 551 | | | 551 | |
| **3:30 PM** | | 594 | 562 | 593 | | 583 | | | 583 | |
| **3:45 PM** | | 512 | 588 | 566 | | 555 | | | 555 | |
| **4:00 PM** | | 572 | 568 | 555 | | 565 | | | 565 | |
| **4:15 PM** | | 624 | 619 | 554 | | 599 | | | 599 | |
| **4:30 PM** | | 614 | 649 | 606 | | 623 | | | 623 | |
| **4:45 PM** | | 602 | 652 | 606 | | 620 | | | 620 | |
| **5:00 PM** | | 627 | 606 | 600 | | 611 | | | 611 | |
| **5:15 PM** | | 626 | **673** | 550 | | 616 | | | 616 | |
| **5:30 PM** | | **666** | 652 | 624 | | **647** | | | **647** | |
| **5:45 PM** | | 623 | 596 | **633** | | 617 | | | 617 | |
| **Day Total** | | | | | | | | | | |
| % Weekday Average | | | | | | | | | | |
| % Week Average | | | | | | | | | | |
| AM Peak Volume | | | | | | | | | | |
| PM Peak Volume | | | | | | | | | | |

*Comments:*

**LOCATION:** 8(SA) South Dixie Hwy S of SW 152nd St
**SPECIFIC LOCATION:** 8(SA) South Dixie Hwy S of SW 152nd St
**CITY/STATE:** Unincorporated Miami-Dade County, FL

**PDS JOB #:** 14702310
**DIRECTION:** SB
**DATE:** Jun 05 2018 - Jun 07 2018

| Start Time | Mon | Tue 05-Jun-18 | Wed 06-Jun-18 | Thu 07-Jun-18 | Fri | Average Weekday Hourly Traffic | Sat | Sun | Average Week Hourly Traffic | Average Week Profile |
|---|---|---|---|---|---|---|---|---|---|---|
| **6:00 PM** | | 596 | 594 | 592 | | 594 | | | 594 | |
| **6:15 PM** | | 624 | 668 | 584 | | 625 | | | 625 | |
| **6:30 PM** | | 637 | 586 | 622 | | 615 | | | 615 | |
| **6:45 PM** | | 626 | 588 | 562 | | 592 | | | 592 | |
| **7:00 PM** | | 497 | 570 | 551 | | 539 | | | 539 | |
| **7:15 PM** | | 544 | 566 | 527 | | 546 | | | 546 | |
| **7:30 PM** | | 524 | 570 | 524 | | 539 | | | 539 | |
| **7:45 PM** | | 528 | 522 | 480 | | 510 | | | 510 | |
| **8:00 PM** | | 438 | 440 | 420 | | 433 | | | 433 | |
| **8:15 PM** | | 418 | 420 | 407 | | 415 | | | 415 | |
| **8:30 PM** | | 469 | 419 | 416 | | 435 | | | 435 | |
| **8:45 PM** | | 434 | 368 | 391 | | 398 | | | 398 | |
| **9:00 PM** | | 462 | 410 | 446 | | 439 | | | 439 | |
| **9:15 PM** | | 421 | 358 | 426 | | 402 | | | 402 | |
| **9:30 PM** | | 390 | 402 | 418 | | 403 | | | 403 | |
| **9:45 PM** | | 411 | 354 | 363 | | 376 | | | 376 | |
| **10:00 PM** | | 348 | 312 | 338 | | 333 | | | 333 | |
| **10:15 PM** | | 388 | 322 | 374 | | 361 | | | 361 | |
| **10:30 PM** | | 306 | 310 | 303 | | 306 | | | 306 | |
| **10:45 PM** | | 352 | 300 | 350 | | 334 | | | 334 | |
| **11:00 PM** | | 390 | 300 | 310 | | 333 | | | 333 | |
| **11:15 PM** | | 454 | 264 | 295 | | 338 | | | 338 | |
| **11:30 PM** | | 371 | 272 | 258 | | 300 | | | 300 | |
| **11:45 PM** | | 324 | 252 | 248 | | 275 | | | 275 | |
| **Day Total** | | 32872 | 33273 | 31834 | | 32654 | | | 32654 | |
| % Weekday Average | | 100.7% | 101.9% | 97.5% | | | | | | |
| % Week Average | | 100.7% | 101.9% | 97.5% | | 100.0% | | | | |
| AM Peak | | 10:30 AM | 11:30 AM | 10:45 AM | | 11:15 AM | | | 11:15 AM | |
| Volume | | 426 | 412 | 408 | | 410 | | | 410 | |
| PM Peak | | 5:30 PM | 5:15 PM | 5:45 PM | | 5:30 PM | | | 5:30 PM | |
| Volume | | 666 | 673 | 633 | | 647 | | | 647 | |

*Comments:*



SOURCE: Premiere Design Solutions, Inc. (www.pds-eng.com) 954-237-7850

**LOCATION:** 8(SA) South Dixie Hwy S of SW 152nd St
**PDS JOB #:** 14702310
**SPECIFIC LOCATION:** 8(SA) South Dixie Hwy S of SW 152nd St
**DIRECTION:** NB/SB
**CITY/STATE:** Palmetto Bay, FL
**DATE:** Jun 05 2018 - Jun 07 2018

| Start Time | Mon | Tue 05-Jun-18 | Wed 06-Jun-18 | Thu 07-Jun-18 | Fri | Average Weekday Hourly Traffic | Sat | Sun | Average Week Hourly Traffic | Average Week Profile |
|---|---|---|---|---|---|---|---|---|---|---|
| **12:00 AM** | | 300 | 416 | 301 | | 339 | | | 339 | |
| **12:15 AM** | | 246 | 392 | 268 | | 302 | | | 302 | |
| **12:30 AM** | | 209 | 296 | 232 | | 246 | | | 246 | |
| **12:45 AM** | | 189 | 240 | 191 | | 207 | | | 207 | |
| **1:00 AM** | | 151 | 252 | 175 | | 193 | | | 193 | |
| **1:15 AM** | | 146 | 173 | 137 | | 152 | | | 152 | |
| **1:30 AM** | | 150 | 170 | 113 | | 144 | | | 144 | |
| **1:45 AM** | | 106 | 146 | 109 | | 120 | | | 120 | |
| **2:00 AM** | | 115 | 119 | 136 | | 123 | | | 123 | |
| **2:15 AM** | | 89 | 139 | 109 | | 112 | | | 112 | |
| **2:30 AM** | | 79 | 104 | 87 | | 90 | | | 90 | |
| **2:45 AM** | | 70 | 109 | 97 | | 92 | | | 92 | |
| **3:00 AM** | | 61 | 108 | 78 | | 82 | | | 82 | |
| **3:15 AM** | | 108 | 120 | 115 | | 114 | | | 114 | |
| **3:30 AM** | | 113 | 108 | 101 | | 107 | | | 107 | |
| **3:45 AM** | | 113 | 141 | 107 | | 120 | | | 120 | |
| **4:00 AM** | | 136 | 151 | 146 | | 144 | | | 144 | |
| **4:15 AM** | | 146 | 170 | 142 | | 153 | | | 153 | |
| **4:30 AM** | | 218 | 232 | 219 | | 223 | | | 223 | |
| **4:45 AM** | | 285 | 293 | 282 | | 287 | | | 287 | |
| **5:00 AM** | | 323 | 377 | 336 | | 345 | | | 345 | |
| **5:15 AM** | | 490 | 526 | 514 | | 510 | | | 510 | |
| **5:30 AM** | | 527 | 620 | 546 | | 564 | | | 564 | |
| **5:45 AM** | | 681 | 730 | 624 | | 678 | | | 678 | |
| **Day Total** | | | | | | | | | | |
| % Weekday Average | | | | | | | | | | |
| % Week Average | | | | | | | | | | |
| AM Peak Volume | | | | | | | | | | |
| PM Peak Volume | | | | | | | | | | |

*Comments:*



SOURCE: Premiere Design Solutions, Inc. (www.pds-eng.com) 954-237-7850

**LOCATION:** 8(SA) South Dixie Hwy S of SW 152nd St
**SPECIFIC LOCATION:** 8(SA) South Dixie Hwy S of SW 152nd St
**CITY/STATE:** Palmetto Bay, FL

**PDS JOB #:** 14702310
**DIRECTION:** NB/SB
**DATE:** Jun 05 2018 - Jun 07 2018

| Start Time | Mon | Tue 05-Jun-18 | Wed 06-Jun-18 | Thu 07-Jun-18 | Fri | Average Weekday Hourly Traffic | Sat | Sun | Average Week Hourly Traffic | Average Week Profile |
|---|---|---|---|---|---|---|---|---|---|---|
| **6:00 AM** | | 758 | 730 | 708 | | 732 | | | 732 | |
| **6:15 AM** | | 738 | 732 | 763 | | 744 | | | 744 | |
| **6:30 AM** | | 761 | 806 | 888 | | 818 | | | 818 | |
| **6:45 AM** | | 680 | 827 | 920 | | 809 | | | 809 | |
| **7:00 AM** | | 744 | 877 | 907 | | 843 | | | 843 | |
| **7:15 AM** | | 828 | 920 | 888 | | 879 | | | 879 | |
| **7:30 AM** | | 920 | 921 | 969 | | 937 | | | 937 | |
| **7:45 AM** | | 885 | 923 | 896 | | 901 | | | 901 | |
| **8:00 AM** | | 883 | 923 | **976** | | 927 | | | 927 | |
| **8:15 AM** | | 850 | **976** | 881 | | 902 | | | 902 | |
| **8:30 AM** | | **976** | 946 | 958 | | **960** | | | **960** | |
| **8:45 AM** | | 855 | 919 | 845 | | 873 | | | 873 | |
| **9:00 AM** | | 829 | 880 | 874 | | 861 | | | 861 | |
| **9:15 AM** | | 826 | 888 | 838 | | 851 | | | 851 | |
| **9:30 AM** | | 883 | 856 | 850 | | 863 | | | 863 | |
| **9:45 AM** | | 838 | 813 | 802 | | 818 | | | 818 | |
| **10:00 AM** | | 884 | 870 | 848 | | 867 | | | 867 | |
| **10:15 AM** | | 860 | 768 | 790 | | 806 | | | 806 | |
| **10:30 AM** | | 921 | 833 | 783 | | 846 | | | 846 | |
| **10:45 AM** | | 901 | 826 | 872 | | 866 | | | 866 | |
| **11:00 AM** | | 868 | 839 | 812 | | 840 | | | 840 | |
| **11:15 AM** | | 944 | 865 | 892 | | 900 | | | 900 | |
| **11:30 AM** | | 935 | 854 | 822 | | 870 | | | 870 | |
| **11:45 AM** | | 889 | 832 | 859 | | 860 | | | 860 | |
| **Day Total** | | | | | | | | | | |
| % Weekday Average | | | | | | | | | | |
| % Week Average | | | | | | | | | | |
| AM Peak Volume | | | | | | | | | | |
| PM Peak Volume | | | | | | | | | | |

*Comments:*



SOURCE: Premiere Design Solutions, Inc. (www.pds-eng.com) 954-237-7850

**LOCATION:** 8(SA) South Dixie Hwy S of SW 152nd St
**SPECIFIC LOCATION:** 8(SA) South Dixie Hwy S of SW 152nd St
**CITY/STATE:** Palmetto Bay, FL

**PDS JOB #:** 14702310
**DIRECTION:** NB/SB
**DATE:** Jun 05 2018 - Jun 07 2018

| Start Time | Mon | Tue 05-Jun-18 | Wed 06-Jun-18 | Thu 07-Jun-18 | Fri | Average Weekday Hourly Traffic | Sat | Sun | Average Week Hourly Traffic | Average Week Profile |
|---|---|---|---|---|---|---|---|---|---|---|
| **12:00 PM** | | 898 | 871 | 911 | | 893 | | | 893 | |
| **12:15 PM** | | 867 | 910 | 878 | | 885 | | | 885 | |
| **12:30 PM** | | 938 | 917 | 897 | | 917 | | | 917 | |
| **12:45 PM** | | 904 | 910 | 862 | | 892 | | | 892 | |
| **1:00 PM** | | 936 | 886 | 846 | | 889 | | | 889 | |
| **1:15 PM** | | 924 | 950 | 864 | | 913 | | | 913 | |
| **1:30 PM** | | 843 | 900 | 872 | | 872 | | | 872 | |
| **1:45 PM** | | 990 | 935 | 865 | | 930 | | | 930 | |
| **2:00 PM** | | 951 | 873 | 823 | | 882 | | | 882 | |
| **2:15 PM** | | 954 | 922 | 799 | | 892 | | | 892 | |
| **2:30 PM** | | 957 | 944 | 893 | | 931 | | | 931 | |
| **2:45 PM** | | 956 | 903 | 964 | | 941 | | | 941 | |
| **3:00 PM** | | 998 | 986 | 932 | | 972 | | | 972 | |
| **3:15 PM** | | 929 | 981 | 972 | | 961 | | | 961 | |
| **3:30 PM** | | 1023 | 975 | 1013 | | 1004 | | | 1004 | |
| **3:45 PM** | | 970 | 1030 | 986 | | 995 | | | 995 | |
| **4:00 PM** | | 988 | 968 | 961 | | 972 | | | 972 | |
| **4:15 PM** | | 1022 | 1043 | 883 | | 983 | | | 983 | |
| **4:30 PM** | | 1029 | 1081 | 971 | | 1027 | | | 1027 | |
| **4:45 PM** | | 1006 | **1084** | 1026 | | 1039 | | | 1039 | |
| **5:00 PM** | | 1061 | 1032 | 982 | | 1025 | | | 1025 | |
| **5:15 PM** | | **1100** | 1081 | 934 | | 1038 | | | 1038 | |
| **5:30 PM** | | 1092 | 1083 | 992 | | **1056** | | | **1056** | |
| **5:45 PM** | | 1046 | 1015 | **1035** | | 1032 | | | 1032 | |
| **Day Total** | | | | | | | | | | |
| % Weekday Average | | | | | | | | | | |
| % Week Average | | | | | | | | | | |
| AM Peak Volume | | | | | | | | | | |
| PM Peak Volume | | | | | | | | | | |

*Comments:*



SOURCE: Premiere Design Solutions, Inc. (www.pds-eng.com) 954-237-7850

**LOCATION:** 8(SA) South Dixie Hwy S of SW 152nd St
**SPECIFIC LOCATION:** 8(SA) South Dixie Hwy S of SW 152nd St
**CITY/STATE:** Palmetto Bay, FL

**PDS JOB #:** 14702310
**DIRECTION:** NB/SB
**DATE:** Jun 05 2018 - Jun 07 2018

| Start Time | Mon | Tue 05-Jun-18 | Wed 06-Jun-18 | Thu 07-Jun-18 | Fri | Average Weekday Hourly Traffic | Sat | Sun | Average Week Hourly Traffic | Average Week Profile |
|---|---|---|---|---|---|---|---|---|---|---|
| **6:00 PM** | | 1011 | 1004 | 972 | | 996 | | | 996 | |
| **6:15 PM** | | 990 | 1042 | 922 | | 985 | | | 985 | |
| **6:30 PM** | | 1025 | 928 | 1004 | | 986 | | | 986 | |
| **6:45 PM** | | 997 | 968 | 936 | | 967 | | | 967 | |
| **7:00 PM** | | 855 | 922 | 907 | | 895 | | | 895 | |
| **7:15 PM** | | 903 | 904 | 855 | | 887 | | | 887 | |
| **7:30 PM** | | 848 | 891 | 836 | | 858 | | | 858 | |
| **7:45 PM** | | 878 | 798 | 800 | | 825 | | | 825 | |
| **8:00 PM** | | 763 | 774 | 698 | | 745 | | | 745 | |
| **8:15 PM** | | 730 | 708 | 681 | | 706 | | | 706 | |
| **8:30 PM** | | 743 | 715 | 706 | | 721 | | | 721 | |
| **8:45 PM** | | 724 | 656 | 673 | | 684 | | | 684 | |
| **9:00 PM** | | 752 | 704 | 740 | | 732 | | | 732 | |
| **9:15 PM** | | 685 | 648 | 701 | | 678 | | | 678 | |
| **9:30 PM** | | 623 | 634 | 670 | | 642 | | | 642 | |
| **9:45 PM** | | 622 | 549 | 565 | | 579 | | | 579 | |
| **10:00 PM** | | 536 | 500 | 554 | | 530 | | | 530 | |
| **10:15 PM** | | 566 | 488 | 542 | | 532 | | | 532 | |
| **10:30 PM** | | 475 | 492 | 467 | | 478 | | | 478 | |
| **10:45 PM** | | 490 | 450 | 468 | | 469 | | | 469 | |
| **11:00 PM** | | 515 | 412 | 435 | | 454 | | | 454 | |
| **11:15 PM** | | 562 | 349 | 420 | | 444 | | | 444 | |
| **11:30 PM** | | 461 | 380 | 386 | | 409 | | | 409 | |
| **11:45 PM** | | 400 | 340 | 352 | | 364 | | | 364 | |
| **Day Total** | | 66043 | 66292 | 64257 | | 65527 | | | 65527 | |
| % Weekday Average | | 100.8% | 101.2% | 98.1% | | | | | | |
| % Week Average | | 100.8% | 101.2% | 98.1% | | 100.0% | | | | |
| AM Peak Volume | | 8:30 AM 976 | 8:15 AM 976 | 8:00 AM 976 | | 8:30 AM 960 | | | 8:30 AM 960 | |
| PM Peak Volume | | 5:15 PM 1100 | 4:45 PM 1084 | 5:45 PM 1035 | | 5:30 PM 1056 | | | 5:30 PM 1056 | |

*Comments:*



SOURCE: Premiere Design Solutions, Inc. (www.pds-eng.com) 954-237-7850

**LOCATION:** 8(EA) SW 152nd St E of South Dixie Hwy†
**SPECIFIC LOCATION:** 8(EA) SW 152nd St E of South Dixie Hwy†
**CITY/STATE:** Palmetto Bay, FL

**PDS JOB #:** 14702311
**DIRECTION:** EB
**DATE:** Jun 05 2018 - Jun 07 2018

| Start Time | Mon | Tue 05-Jun-18 | Wed 06-Jun-18 | Thu 07-Jun-18 | Fri | Average Weekday Hourly Traffic | Sat | Sun | Average Week Hourly Traffic | Average Week Profile |
|---|---|---|---|---|---|---|---|---|---|---|
| **12:00 AM** | | 16 | 20 | 16 | | 17 | | | 17 | |
| **12:15 AM** | | 10 | 14 | 8 | | 11 | | | 11 | |
| **12:30 AM** | | 12 | 15 | 6 | | 11 | | | 11 | |
| **12:45 AM** | | 9 | 15 | 8 | | 11 | | | 11 | |
| **1:00 AM** | | 14 | 16 | 5 | | 12 | | | 12 | |
| **1:15 AM** | | 6 | 3 | 3 | | 4 | | | 4 | |
| **1:30 AM** | | 6 | 10 | 4 | | 7 | | | 7 | |
| **1:45 AM** | | 10 | 4 | 4 | | 6 | | | 6 | |
| **2:00 AM** | | 4 | 4 | 6 | | 5 | | | 5 | |
| **2:15 AM** | | 2 | 3 | 4 | | 3 | | | 3 | |
| **2:30 AM** | | 2 | 3 | 2 | | 2 | | | 2 | |
| **2:45 AM** | | 4 | 6 | 3 | | 4 | | | 4 | |
| **3:00 AM** | | 3 | 3 | 3 | | 3 | | | 3 | |
| **3:15 AM** | | 8 | 1 | 5 | | 5 | | | 5 | |
| **3:30 AM** | | 3 | 4 | 2 | | 3 | | | 3 | |
| **3:45 AM** | | 6 | 6 | 4 | | 5 | | | 5 | |
| **4:00 AM** | | 2 | 4 | 2 | | 3 | | | 3 | |
| **4:15 AM** | | 4 | 1 | 2 | | 2 | | | 2 | |
| **4:30 AM** | | 3 | 2 | 2 | | 2 | | | 2 | |
| **4:45 AM** | | 4 | 6 | 4 | | 5 | | | 5 | |
| **5:00 AM** | | 14 | 18 | 10 | | 14 | | | 14 | |
| **5:15 AM** | | 18 | 14 | 28 | | 20 | | | 20 | |
| **5:30 AM** | | 38 | 25 | 42 | | 35 | | | 35 | |
| **5:45 AM** | | 25 | 40 | 16 | | 27 | | | 27 | |
| **Day Total** | | | | | | | | | | |
| % Weekday Average | | | | | | | | | | |
| % Week Average | | | | | | | | | | |
| AM Peak Volume | | | | | | | | | | |
| PM Peak Volume | | | | | | | | | | |

*Comments:*



SOURCE: Premiere Design Solutions, Inc. (www.pds-eng.com) 954-237-7850

**LOCATION:** 8(EA) SW 152nd St E of South Dixie Hwy†
**SPECIFIC LOCATION:** 8(EA) SW 152nd St E of South Dixie Hwy†
**CITY/STATE:** Palmetto Bay, FL

**PDS JOB #:** 14702311
**DIRECTION:** EB
**DATE:** Jun 05 2018 - Jun 07 2018

| Start Time | Mon | Tue 05-Jun-18 | Wed 06-Jun-18 | Thu 07-Jun-18 | Fri | Average Weekday Hourly Traffic | Sat | Sun | Average Week Hourly Traffic | Average Week Profile |
|---|---|---|---|---|---|---|---|---|---|---|
| **6:00 AM** | | 42 | 67 | 54 | | 54 | | | 54 | |
| **6:15 AM** | | 58 | 93 | 66 | | 72 | | | 72 | |
| **6:30 AM** | | 69 | 92 | 100 | | 87 | | | 87 | |
| **6:45 AM** | | 78 | 92 | 82 | | 84 | | | 84 | |
| **7:00 AM** | | 98 | 106 | 80 | | 95 | | | 95 | |
| **7:15 AM** | | 79 | 94 | 102 | | 92 | | | 92 | |
| **7:30 AM** | | 88 | 124 | 116 | | 109 | | | 109 | |
| **7:45 AM** | | 84 | 112 | 106 | | 101 | | | 101 | |
| **8:00 AM** | | 92 | **126** | 100 | | 106 | | | 106 | |
| **8:15 AM** | | 80 | 115 | 120 | | 105 | | | 105 | |
| **8:30 AM** | | 97 | 103 | **130** | | **110** | | | **110** | |
| **8:45 AM** | | 92 | 109 | 126 | | 109 | | | 109 | |
| **9:00 AM** | | 76 | 120 | 108 | | 101 | | | 101 | |
| **9:15 AM** | | 70 | 81 | 98 | | 83 | | | 83 | |
| **9:30 AM** | | 86 | 82 | 72 | | 80 | | | 80 | |
| **9:45 AM** | | 84 | 90 | 78 | | 84 | | | 84 | |
| **10:00 AM** | | 82 | 96 | 81 | | 86 | | | 86 | |
| **10:15 AM** | | 90 | 106 | 78 | | 91 | | | 91 | |
| **10:30 AM** | | **99** | 85 | 88 | | 91 | | | 91 | |
| **10:45 AM** | | 64 | 90 | 82 | | 79 | | | 79 | |
| **11:00 AM** | | 82 | 86 | 88 | | 85 | | | 85 | |
| **11:15 AM** | | 80 | 81 | 74 | | 78 | | | 78 | |
| **11:30 AM** | | 78 | 78 | 92 | | 83 | | | 83 | |
| **11:45 AM** | | 92 | 98 | 84 | | 91 | | | 91 | |
| **Day Total** | | | | | | | | | | |
| % Weekday Average | | | | | | | | | | |
| % Week Average | | | | | | | | | | |
| AM Peak Volume | | | | | | | | | | |
| PM Peak Volume | | | | | | | | | | |

*Comments:*



SOURCE: Premiere Design Solutions, Inc. (www.pds-eng.com) 954-237-7850

**LOCATION:** 8(EA) SW 152nd St E of South Dixie Hwy†
**SPECIFIC LOCATION:** 8(EA) SW 152nd St E of South Dixie Hwy†
**CITY/STATE:** Palmetto Bay, FL

**PDS JOB #:** 14702311
**DIRECTION:** EB
**DATE:** Jun 05 2018 - Jun 07 2018

| Start Time | Mon | Tue 05-Jun-18 | Wed 06-Jun-18 | Thu 07-Jun-18 | Fri | Average Weekday Hourly Traffic | Sat | Sun | Average Week Hourly Traffic | Average Week Profile |
|---|---|---|---|---|---|---|---|---|---|---|
| **12:00 PM** | | 72 | 82 | 91 | | 82 | | | 82 | |
| **12:15 PM** | | 90 | 86 | 77 | | 84 | | | 84 | |
| **12:30 PM** | | 91 | 68 | 90 | | 83 | | | 83 | |
| **12:45 PM** | | 80 | 86 | 76 | | 81 | | | 81 | |
| **1:00 PM** | | 68 | 99 | **100** | | 89 | | | 89 | |
| **1:15 PM** | | 74 | 104 | 96 | | 91 | | | 91 | |
| **1:30 PM** | | 78 | **110** | 92 | | 93 | | | 93 | |
| **1:45 PM** | | 84 | 88 | 80 | | 84 | | | 84 | |
| **2:00 PM** | | 77 | 82 | 71 | | 77 | | | 77 | |
| **2:15 PM** | | 90 | 86 | 81 | | 86 | | | 86 | |
| **2:30 PM** | | 74 | 98 | 82 | | 85 | | | 85 | |
| **2:45 PM** | | 90 | 88 | 91 | | 90 | | | 90 | |
| **3:00 PM** | | 88 | 92 | 64 | | 81 | | | 81 | |
| **3:15 PM** | | 73 | 100 | 94 | | 89 | | | 89 | |
| **3:30 PM** | | 78 | 93 | 82 | | 84 | | | 84 | |
| **3:45 PM** | | 96 | 81 | 82 | | 86 | | | 86 | |
| **4:00 PM** | | 110 | 84 | 67 | | 87 | | | 87 | |
| **4:15 PM** | | 115 | 100 | 68 | | 94 | | | 94 | |
| **4:30 PM** | | 102 | 101 | 84 | | 96 | | | 96 | |
| **4:45 PM** | | 86 | 84 | 81 | | 84 | | | 84 | |
| **5:00 PM** | | 93 | 105 | 70 | | 89 | | | 89 | |
| **5:15 PM** | | **126** | 108 | 84 | | **106** | | | **106** | |
| **5:30 PM** | | 92 | 78 | 90 | | 87 | | | 87 | |
| **5:45 PM** | | 103 | 101 | 69 | | 91 | | | 91 | |
| **Day Total** | | | | | | | | | | |
| % Weekday Average | | | | | | | | | | |
| % Week Average | | | | | | | | | | |
| AM Peak Volume | | | | | | | | | | |
| PM Peak Volume | | | | | | | | | | |

*Comments:*



SOURCE: Premiere Design Solutions, Inc. (www.pds-eng.com) 954-237-7850

**LOCATION:** 8(EA) SW 152nd St E of South Dixie Hwy†
**SPECIFIC LOCATION:** 8(EA) SW 152nd St E of South Dixie Hwy†
**CITY/STATE:** Palmetto Bay, FL

**PDS JOB #:** 14702311
**DIRECTION:** EB
**DATE:** Jun 05 2018 - Jun 07 2018

| Start Time | Mon | Tue 05-Jun-18 | Wed 06-Jun-18 | Thu 07-Jun-18 | Fri | Average Weekday Hourly Traffic | Sat | Sun | Average Week Hourly Traffic | Average Week Profile |
|---|---|---|---|---|---|---|---|---|---|---|
| **6:00 PM** | | 106 | 74 | 77 | | 86 | | | 86 | |
| **6:15 PM** | | 82 | 76 | 76 | | 78 | | | 78 | |
| **6:30 PM** | | 76 | 80 | 58 | | 71 | | | 71 | |
| **6:45 PM** | | 70 | 62 | 68 | | 67 | | | 67 | |
| **7:00 PM** | | 71 | 84 | 51 | | 69 | | | 69 | |
| **7:15 PM** | | 68 | 78 | 62 | | 69 | | | 69 | |
| **7:30 PM** | | 72 | 82 | 62 | | 72 | | | 72 | |
| **7:45 PM** | | 68 | 55 | 59 | | 61 | | | 61 | |
| **8:00 PM** | | 58 | 52 | 62 | | 57 | | | 57 | |
| **8:15 PM** | | 50 | 51 | 48 | | 50 | | | 50 | |
| **8:30 PM** | | 53 | 49 | 42 | | 48 | | | 48 | |
| **8:45 PM** | | 50 | 64 | 61 | | 58 | | | 58 | |
| **9:00 PM** | | 36 | 52 | 54 | | 47 | | | 47 | |
| **9:15 PM** | | 58 | 56 | 42 | | 52 | | | 52 | |
| **9:30 PM** | | 54 | 34 | 40 | | 43 | | | 43 | |
| **9:45 PM** | | 58 | 34 | 42 | | 45 | | | 45 | |
| **10:00 PM** | | 38 | 37 | 42 | | 39 | | | 39 | |
| **10:15 PM** | | 44 | 36 | 36 | | 39 | | | 39 | |
| **10:30 PM** | | 28 | 24 | 38 | | 30 | | | 30 | |
| **10:45 PM** | | 26 | 22 | 28 | | 25 | | | 25 | |
| **11:00 PM** | | 24 | 15 | 17 | | 19 | | | 19 | |
| **11:15 PM** | | 30 | 15 | 26 | | 24 | | | 24 | |
| **11:30 PM** | | 20 | 19 | 20 | | 20 | | | 20 | |
| **11:45 PM** | | 14 | 16 | 20 | | 17 | | | 17 | |
| **Day Total** | | 5547 | 5934 | 5487 | | 5658 | | | 5658 | |
| % Weekday Average | | 98.0% | 104.9% | 97.0% | | | | | | |
| % Week Average | | 98.0% | 104.9% | 97.0% | | 100.0% | | | | |
| AM Peak | | 10:30 AM | 8:00 AM | 8:30 AM | | 8:30 AM | | | 8:30 AM | |
| Volume | | 99 | 126 | 130 | | 110 | | | 110 | |
| PM Peak | | 5:15 PM | 1:30 PM | 1:00 PM | | 5:15 PM | | | 5:15 PM | |
| Volume | | 126 | 110 | 100 | | 106 | | | 106 | |

*Comments:*



SOURCE: Premiere Design Solutions, Inc. (www.pds-eng.com) 954-237-7850

**LOCATION:** 8(EA) SW 152nd St E of South Dixie Hwy†
**SPECIFIC LOCATION:** 8(EA) SW 152nd St E of South Dixie Hwy†
**CITY/STATE:** Palmetto Bay, FL

**PDS JOB #:** 14702311
**DIRECTION:** WB
**DATE:** Jun 05 2018 - Jun 07 2018

| Start Time | Mon | Tue 05-Jun-18 | Wed 06-Jun-18 | Thu 07-Jun-18 | Fri | Average Weekday Hourly Traffic | Sat | Sun | Average Week Hourly Traffic | Average Week Profile |
|---|---|---|---|---|---|---|---|---|---|---|
| **12:00 AM** | | 14 | 8 | 18 | | 13 | | | 13 | |
| **12:15 AM** | | 12 | 8 | 12 | | 11 | | | 11 | |
| **12:30 AM** | | 7 | 11 | 6 | | 8 | | | 8 | |
| **12:45 AM** | | 12 | 12 | 11 | | 12 | | | 12 | |
| **1:00 AM** | | 8 | 6 | 6 | | 7 | | | 7 | |
| **1:15 AM** | | 6 | 9 | 4 | | 6 | | | 6 | |
| **1:30 AM** | | 1 | 12 | 4 | | 6 | | | 6 | |
| **1:45 AM** | | 6 | 6 | 4 | | 5 | | | 5 | |
| **2:00 AM** | | 8 | 5 | 5 | | 6 | | | 6 | |
| **2:15 AM** | | 7 | 1 | 3 | | 4 | | | 4 | |
| **2:30 AM** | | 3 | 1 | 6 | | 3 | | | 3 | |
| **2:45 AM** | | 1 | 2 | 5 | | 3 | | | 3 | |
| **3:00 AM** | | 1 | 1 | 4 | | 2 | | | 2 | |
| **3:15 AM** | | 6 | 4 | 1 | | 4 | | | 4 | |
| **3:30 AM** | | 2 | 5 | 6 | | 4 | | | 4 | |
| **3:45 AM** | | 4 | 1 | 4 | | 3 | | | 3 | |
| **4:00 AM** | | 3 | 9 | 1 | | 4 | | | 4 | |
| **4:15 AM** | | 8 | 6 | 2 | | 5 | | | 5 | |
| **4:30 AM** | | 2 | 1 | 2 | | 2 | | | 2 | |
| **4:45 AM** | | 6 | 8 | 11 | | 8 | | | 8 | |
| **5:00 AM** | | 10 | 7 | 6 | | 8 | | | 8 | |
| **5:15 AM** | | 14 | 14 | 10 | | 13 | | | 13 | |
| **5:30 AM** | | 18 | 17 | 22 | | 19 | | | 19 | |
| **5:45 AM** | | 12 | 20 | 13 | | 15 | | | 15 | |
| **Day Total** | | | | | | | | | | |
| % Weekday Average | | | | | | | | | | |
| % Week Average | | | | | | | | | | |
| AM Peak Volume | | | | | | | | | | |
| PM Peak Volume | | | | | | | | | | |

*Comments:*



SOURCE: Premiere Design Solutions, Inc. (www.pds-eng.com) 954-237-7850

**LOCATION:** 8(EA) SW 152nd St E of South Dixie Hwy†
**SPECIFIC LOCATION:** 8(EA) SW 152nd St E of South Dixie Hwy†
**CITY/STATE:** Palmetto Bay, FL

**PDS JOB #:** 14702311
**DIRECTION:** WB
**DATE:** Jun 05 2018 - Jun 07 2018

| Start Time | Mon | Tue 05-Jun-18 | Wed 06-Jun-18 | Thu 07-Jun-18 | Fri | Average Weekday Hourly Traffic | Sat | Sun | Average Week Hourly Traffic | Average Week Profile |
|---|---|---|---|---|---|---|---|---|---|---|
| **6:00 AM** | | 24 | 34 | 38 | | 32 | | | 32 | |
| **6:15 AM** | | 30 | 33 | 35 | | 33 | | | 33 | |
| **6:30 AM** | | 26 | 59 | 56 | | 47 | | | 47 | |
| **6:45 AM** | | 37 | 68 | 78 | | 61 | | | 61 | |
| **7:00 AM** | | 52 | 75 | 82 | | 70 | | | 70 | |
| **7:15 AM** | | 81 | 82 | 71 | | 78 | | | 78 | |
| **7:30 AM** | | 88 | 78 | 86 | | 84 | | | 84 | |
| **7:45 AM** | | 75 | 76 | 84 | | 78 | | | 78 | |
| **8:00 AM** | | 89 | 80 | 94 | | 88 | | | 88 | |
| **8:15 AM** | | 108 | 94 | 114 | | 105 | | | 105 | |
| **8:30 AM** | | 116 | 110 | 114 | | 113 | | | 113 | |
| **8:45 AM** | | 106 | 106 | 102 | | 105 | | | 105 | |
| **9:00 AM** | | 100 | 132 | 124 | | 119 | | | 119 | |
| **9:15 AM** | | 88 | 118 | 120 | | 109 | | | 109 | |
| **9:30 AM** | | 110 | 115 | 96 | | 107 | | | 107 | |
| **9:45 AM** | | 102 | 100 | 102 | | 101 | | | 101 | |
| **10:00 AM** | | 108 | 125 | 120 | | 118 | | | 118 | |
| **10:15 AM** | | 100 | 108 | 120 | | 109 | | | 109 | |
| **10:30 AM** | | 108 | 99 | 112 | | 106 | | | 106 | |
| **10:45 AM** | | 141 | 109 | **156** | | 135 | | | 135 | |
| **11:00 AM** | | **147** | 130 | 136 | | **138** | | | **138** | |
| **11:15 AM** | | 129 | 134 | 116 | | 126 | | | 126 | |
| **11:30 AM** | | 132 | 129 | 102 | | 121 | | | 121 | |
| **11:45 AM** | | 137 | **152** | 120 | | 136 | | | 136 | |
| **Day Total** | | | | | | | | | | |
| % Weekday Average | | | | | | | | | | |
| % Week Average | | | | | | | | | | |
| AM Peak Volume | | | | | | | | | | |
| PM Peak Volume | | | | | | | | | | |

*Comments:*



SOURCE: Premiere Design Solutions, Inc. (www.pds-eng.com) 954-237-7850

**LOCATION:** 8(EA) SW 152nd St E of South Dixie Hwy†
**SPECIFIC LOCATION:** 8(EA) SW 152nd St E of South Dixie Hwy†
**CITY/STATE:** Palmetto Bay, FL

**PDS JOB #:** 14702311
**DIRECTION:** WB
**DATE:** Jun 05 2018 - Jun 07 2018

| Start Time | Mon | Tue 05-Jun-18 | Wed 06-Jun-18 | Thu 07-Jun-18 | Fri | Average Weekday Hourly Traffic | Sat | Sun | Average Week Hourly Traffic | Average Week Profile |
|---|---|---|---|---|---|---|---|---|---|---|
| **12:00 PM** | | 116 | 140 | 138 | | 131 | | | 131 | |
| **12:15 PM** | | 108 | 148 | 126 | | 127 | | | 127 | |
| **12:30 PM** | | 142 | 146 | 135 | | 141 | | | 141 | |
| **12:45 PM** | | 152 | 146 | 127 | | 142 | | | 142 | |
| **1:00 PM** | | 132 | 127 | 112 | | 124 | | | 124 | |
| **1:15 PM** | | 144 | 134 | 114 | | 131 | | | 131 | |
| **1:30 PM** | | 116 | 124 | 120 | | 120 | | | 120 | |
| **1:45 PM** | | 119 | 134 | 94 | | 116 | | | 116 | |
| **2:00 PM** | | 150 | 151 | 136 | | 146 | | | 146 | |
| **2:15 PM** | | 130 | 150 | 116 | | 132 | | | 132 | |
| **2:30 PM** | | 124 | 132 | 104 | | 120 | | | 120 | |
| **2:45 PM** | | 134 | 142 | 134 | | 137 | | | 137 | |
| **3:00 PM** | | 148 | 149 | 132 | | 143 | | | 143 | |
| **3:15 PM** | | 140 | 124 | 118 | | 127 | | | 127 | |
| **3:30 PM** | | 150 | 140 | 141 | | 144 | | | 144 | |
| **3:45 PM** | | 147 | 136 | 147 | | 143 | | | 143 | |
| **4:00 PM** | | 136 | 122 | 141 | | 133 | | | 133 | |
| **4:15 PM** | | 143 | 142 | 145 | | 143 | | | 143 | |
| **4:30 PM** | | 160 | 141 | 124 | | 142 | | | 142 | |
| **4:45 PM** | | 160 | 162 | 136 | | 153 | | | 153 | |
| **5:00 PM** | | 160 | 159 | **160** | | **160** | | | **160** | |
| **5:15 PM** | | 116 | 128 | 126 | | 123 | | | 123 | |
| **5:30 PM** | | **170** | 153 | 137 | | 153 | | | 153 | |
| **5:45 PM** | | 144 | 168 | 138 | | 150 | | | 150 | |
| **Day Total** | | | | | | | | | | |
| % Weekday Average | | | | | | | | | | |
| % Week Average | | | | | | | | | | |
| AM Peak Volume | | | | | | | | | | |
| PM Peak Volume | | | | | | | | | | |

*Comments:*



SOURCE: Premiere Design Solutions, Inc. (www.pds-eng.com) 954-237-7850

**LOCATION:** 8(EA) SW 152nd St E of South Dixie Hwy†
**SPECIFIC LOCATION:** 8(EA) SW 152nd St E of South Dixie Hwy†
**CITY/STATE:** Palmetto Bay, FL

**PDS JOB #:** 14702311
**DIRECTION:** WB
**DATE:** Jun 05 2018 - Jun 07 2018

| Start Time | Mon | Tue 05-Jun-18 | Wed 06-Jun-18 | Thu 07-Jun-18 | Fri | Average Weekday Hourly Traffic | Sat | Sun | Average Week Hourly Traffic | Average Week Profile |
|---|---|---|---|---|---|---|---|---|---|---|
| **6:00 PM** | | 163 | **172** | 136 | | 157 | | | 157 | |
| **6:15 PM** | | 138 | 155 | 136 | | 143 | | | 143 | |
| **6:30 PM** | | 131 | 122 | 138 | | 130 | | | 130 | |
| **6:45 PM** | | 108 | 136 | 108 | | 117 | | | 117 | |
| **7:00 PM** | | 122 | 131 | 108 | | 120 | | | 120 | |
| **7:15 PM** | | 124 | 110 | 98 | | 111 | | | 111 | |
| **7:30 PM** | | 100 | 120 | 94 | | 105 | | | 105 | |
| **7:45 PM** | | 114 | 106 | 86 | | 102 | | | 102 | |
| **8:00 PM** | | 104 | 88 | 89 | | 94 | | | 94 | |
| **8:15 PM** | | 99 | 99 | 86 | | 95 | | | 95 | |
| **8:30 PM** | | 84 | 70 | 60 | | 71 | | | 71 | |
| **8:45 PM** | | 80 | 60 | 66 | | 69 | | | 69 | |
| **9:00 PM** | | 66 | 60 | 52 | | 59 | | | 59 | |
| **9:15 PM** | | 46 | 62 | 57 | | 55 | | | 55 | |
| **9:30 PM** | | 73 | 45 | 46 | | 55 | | | 55 | |
| **9:45 PM** | | 58 | 26 | 39 | | 41 | | | 41 | |
| **10:00 PM** | | 44 | 39 | 36 | | 40 | | | 40 | |
| **10:15 PM** | | 34 | 38 | 38 | | 37 | | | 37 | |
| **10:30 PM** | | 22 | 22 | 24 | | 23 | | | 23 | |
| **10:45 PM** | | 30 | 16 | 29 | | 25 | | | 25 | |
| **11:00 PM** | | 34 | 30 | 22 | | 29 | | | 29 | |
| **11:15 PM** | | 24 | 7 | 22 | | 18 | | | 18 | |
| **11:30 PM** | | 20 | 13 | 20 | | 18 | | | 18 | |
| **11:45 PM** | | 10 | 15 | 8 | | 11 | | | 11 | |
| **Day Total** | | 7574 | 7660 | 7243 | | 7496 | | | 7496 | |
| % Weekday Average | | 101.0% | 102.2% | 96.6% | | | | | | |
| % Week Average | | 101.0% | 102.2% | 96.6% | | 100.0% | | | | |
| AM Peak | | 11:00 AM | 11:45 AM | 10:45 AM | | 11:00 AM | | | 11:00 AM | |
| Volume | | 147 | 152 | 156 | | 138 | | | 138 | |
| PM Peak | | 5:30 PM | 6:00 PM | 5:00 PM | | 5:00 PM | | | 5:00 PM | |
| Volume | | 170 | 172 | 160 | | 160 | | | 160 | |

*Comments:*



SOURCE: Premiere Design Solutions, Inc. (www.pds-eng.com) 954-237-7850

**LOCATION:** 8(EA) SW 152nd St E of South Dixie Hwy†
**PDS JOB #:** 14702311
**SPECIFIC LOCATION:** 8(EA) SW 152nd St E of South Dixie Hwy†
**DIRECTION:** EB/WB
**CITY/STATE:** Palmetto Bay, FL
**DATE:** Jun 05 2018 - Jun 07 2018

| Start Time | Mon | Tue 05-Jun-18 | Wed 06-Jun-18 | Thu 07-Jun-18 | Fri | Average Weekday Hourly Traffic | Sat | Sun | Average Week Hourly Traffic | Average Week Profile |
|---|---|---|---|---|---|---|---|---|---|---|
| **12:00 AM** | | 30 | 28 | 34 | | 31 | | | 31 | |
| **12:15 AM** | | 22 | 22 | 20 | | 21 | | | 21 | |
| **12:30 AM** | | 19 | 26 | 12 | | 19 | | | 19 | |
| **12:45 AM** | | 21 | 27 | 19 | | 22 | | | 22 | |
| **1:00 AM** | | 22 | 22 | 11 | | 18 | | | 18 | |
| **1:15 AM** | | 12 | 12 | 7 | | 10 | | | 10 | |
| **1:30 AM** | | 7 | 22 | 8 | | 12 | | | 12 | |
| **1:45 AM** | | 16 | 10 | 8 | | 11 | | | 11 | |
| **2:00 AM** | | 12 | 9 | 11 | | 11 | | | 11 | |
| **2:15 AM** | | 9 | 4 | 7 | | 7 | | | 7 | |
| **2:30 AM** | | 5 | 4 | 8 | | 6 | | | 6 | |
| **2:45 AM** | | 5 | 8 | 8 | | 7 | | | 7 | |
| **3:00 AM** | | 4 | 4 | 7 | | 5 | | | 5 | |
| **3:15 AM** | | 14 | 5 | 6 | | 8 | | | 8 | |
| **3:30 AM** | | 5 | 9 | 8 | | 7 | | | 7 | |
| **3:45 AM** | | 10 | 7 | 8 | | 8 | | | 8 | |
| **4:00 AM** | | 5 | 13 | 3 | | 7 | | | 7 | |
| **4:15 AM** | | 12 | 7 | 4 | | 8 | | | 8 | |
| **4:30 AM** | | 5 | 3 | 4 | | 4 | | | 4 | |
| **4:45 AM** | | 10 | 14 | 15 | | 13 | | | 13 | |
| **5:00 AM** | | 24 | 25 | 16 | | 22 | | | 22 | |
| **5:15 AM** | | 32 | 28 | 38 | | 33 | | | 33 | |
| **5:30 AM** | | 56 | 42 | 64 | | 54 | | | 54 | |
| **5:45 AM** | | 37 | 60 | 29 | | 42 | | | 42 | |
| **Day Total** | | | | | | | | | | |
| % Weekday Average | | | | | | | | | | |
| % Week Average | | | | | | | | | | |
| AM Peak Volume | | | | | | | | | | |
| PM Peak Volume | | | | | | | | | | |

*Comments:*



SOURCE: Premiere Design Solutions, Inc. (www.pds-eng.com) 954-237-7850

**LOCATION:** 8(EA) SW 152nd St E of South Dixie Hwy†
**SPECIFIC LOCATION:** 8(EA) SW 152nd St E of South Dixie Hwy†
**CITY/STATE:** Palmetto Bay, FL

**PDS JOB #:** 14702311
**DIRECTION:** EB/WB
**DATE:** Jun 05 2018 - Jun 07 2018

| Start Time | Mon | Tue 05-Jun-18 | Wed 06-Jun-18 | Thu 07-Jun-18 | Fri | Average Weekday Hourly Traffic | Sat | Sun | Average Week Hourly Traffic | Average Week Profile |
|---|---|---|---|---|---|---|---|---|---|---|
| **6:00 AM** | | 66 | 101 | 92 | | 86 | | | 86 | |
| **6:15 AM** | | 88 | 126 | 101 | | 105 | | | 105 | |
| **6:30 AM** | | 95 | 151 | 156 | | 134 | | | 134 | |
| **6:45 AM** | | 115 | 160 | 160 | | 145 | | | 145 | |
| **7:00 AM** | | 150 | 181 | 162 | | 164 | | | 164 | |
| **7:15 AM** | | 160 | 176 | 173 | | 170 | | | 170 | |
| **7:30 AM** | | 176 | 202 | 202 | | 193 | | | 193 | |
| **7:45 AM** | | 159 | 188 | 190 | | 179 | | | 179 | |
| **8:00 AM** | | 181 | 206 | 194 | | 194 | | | 194 | |
| **8:15 AM** | | 188 | 209 | 234 | | 210 | | | 210 | |
| **8:30 AM** | | 213 | 213 | **244** | | 223 | | | 223 | |
| **8:45 AM** | | 198 | 215 | 228 | | 214 | | | 214 | |
| **9:00 AM** | | 176 | **252** | 232 | | 220 | | | 220 | |
| **9:15 AM** | | 158 | 199 | 218 | | 192 | | | 192 | |
| **9:30 AM** | | 196 | 197 | 168 | | 187 | | | 187 | |
| **9:45 AM** | | 186 | 190 | 180 | | 185 | | | 185 | |
| **10:00 AM** | | 190 | 221 | 201 | | 204 | | | 204 | |
| **10:15 AM** | | 190 | 214 | 198 | | 201 | | | 201 | |
| **10:30 AM** | | 207 | 184 | 200 | | 197 | | | 197 | |
| **10:45 AM** | | 205 | 199 | 238 | | 214 | | | 214 | |
| **11:00 AM** | | **229** | 216 | 224 | | 223 | | | 223 | |
| **11:15 AM** | | 209 | 215 | 190 | | 205 | | | 205 | |
| **11:30 AM** | | 210 | 207 | 194 | | 204 | | | 204 | |
| **11:45 AM** | | 229 | 250 | 204 | | **228** | | | **228** | |
| **Day Total** | | | | | | | | | | |
| % Weekday Average | | | | | | | | | | |
| % Week Average | | | | | | | | | | |
| AM Peak Volume | | | | | | | | | | |
| PM Peak Volume | | | | | | | | | | |

*Comments:*



SOURCE: Premiere Design Solutions, Inc. (www.pds-eng.com) 954-237-7850

**LOCATION:** 8(EA) SW 152nd St E of South Dixie Hwy†
**SPECIFIC LOCATION:** 8(EA) SW 152nd St E of South Dixie Hwy†
**CITY/STATE:** Palmetto Bay, FL

**PDS JOB #:** 14702311
**DIRECTION:** EB/WB
**DATE:** Jun 05 2018 - Jun 07 2018

| Start Time | Mon | Tue 05-Jun-18 | Wed 06-Jun-18 | Thu 07-Jun-18 | Fri | Average Weekday Hourly Traffic | Sat | Sun | Average Week Hourly Traffic | Average Week Profile |
|---|---|---|---|---|---|---|---|---|---|---|
| **12:00 PM** | | 188 | 222 | 229 | | 213 | | | 213 | |
| **12:15 PM** | | 198 | 234 | 203 | | 212 | | | 212 | |
| **12:30 PM** | | 233 | 214 | 225 | | 224 | | | 224 | |
| **12:45 PM** | | 232 | 232 | 203 | | 222 | | | 222 | |
| **1:00 PM** | | 200 | 226 | 212 | | 213 | | | 213 | |
| **1:15 PM** | | 218 | 238 | 210 | | 222 | | | 222 | |
| **1:30 PM** | | 194 | 234 | 212 | | 213 | | | 213 | |
| **1:45 PM** | | 203 | 222 | 174 | | 200 | | | 200 | |
| **2:00 PM** | | 227 | 233 | 207 | | 222 | | | 222 | |
| **2:15 PM** | | 220 | 236 | 197 | | 218 | | | 218 | |
| **2:30 PM** | | 198 | 230 | 186 | | 205 | | | 205 | |
| **2:45 PM** | | 224 | 230 | 225 | | 226 | | | 226 | |
| **3:00 PM** | | 236 | 241 | 196 | | 224 | | | 224 | |
| **3:15 PM** | | 213 | 224 | 212 | | 216 | | | 216 | |
| **3:30 PM** | | 228 | 233 | 223 | | 228 | | | 228 | |
| **3:45 PM** | | 243 | 217 | 229 | | 230 | | | 230 | |
| **4:00 PM** | | 246 | 206 | 208 | | 220 | | | 220 | |
| **4:15 PM** | | 258 | 242 | 213 | | 238 | | | 238 | |
| **4:30 PM** | | 262 | 242 | 208 | | 237 | | | 237 | |
| **4:45 PM** | | 246 | 246 | 217 | | 236 | | | 236 | |
| **5:00 PM** | | 253 | 264 | **230** | | **249** | | | **249** | |
| **5:15 PM** | | 242 | 236 | 210 | | 229 | | | 229 | |
| **5:30 PM** | | 262 | 231 | 227 | | 240 | | | 240 | |
| **5:45 PM** | | 247 | **269** | 207 | | 241 | | | 241 | |
| **Day Total** | | | | | | | | | | |
| % Weekday Average | | | | | | | | | | |
| % Week Average | | | | | | | | | | |
| AM Peak Volume | | | | | | | | | | |
| PM Peak Volume | | | | | | | | | | |

*Comments:*



SOURCE: Premiere Design Solutions, Inc. (www.pds-eng.com) 954-237-7850

**LOCATION:** 8(EA) SW 152nd St E of South Dixie Hwy†
**SPECIFIC LOCATION:** 8(EA) SW 152nd St E of South Dixie Hwy†
**CITY/STATE:** Palmetto Bay, FL

**PDS JOB #:** 14702311
**DIRECTION:** EB/WB
**DATE:** Jun 05 2018 - Jun 07 2018

| Start Time | Mon | Tue 05-Jun-18 | Wed 06-Jun-18 | Thu 07-Jun-18 | Fri | Average Weekday Hourly Traffic | Sat | Sun | Average Week Hourly Traffic | Average Week Profile |
|---|---|---|---|---|---|---|---|---|---|---|
| **6:00 PM** | | **269** | 246 | 213 | | 243 | | | 243 | |
| **6:15 PM** | | 220 | 231 | 212 | | 221 | | | 221 | |
| **6:30 PM** | | 207 | 202 | 196 | | 202 | | | 202 | |
| **6:45 PM** | | 178 | 198 | 176 | | 184 | | | 184 | |
| **7:00 PM** | | 193 | 215 | 159 | | 189 | | | 189 | |
| **7:15 PM** | | 192 | 188 | 160 | | 180 | | | 180 | |
| **7:30 PM** | | 172 | 202 | 156 | | 177 | | | 177 | |
| **7:45 PM** | | 182 | 161 | 145 | | 163 | | | 163 | |
| **8:00 PM** | | 162 | 140 | 151 | | 151 | | | 151 | |
| **8:15 PM** | | 149 | 150 | 134 | | 144 | | | 144 | |
| **8:30 PM** | | 137 | 119 | 102 | | 119 | | | 119 | |
| **8:45 PM** | | 130 | 124 | 127 | | 127 | | | 127 | |
| **9:00 PM** | | 102 | 112 | 106 | | 107 | | | 107 | |
| **9:15 PM** | | 104 | 118 | 99 | | 107 | | | 107 | |
| **9:30 PM** | | 127 | 79 | 86 | | 97 | | | 97 | |
| **9:45 PM** | | 116 | 60 | 81 | | 86 | | | 86 | |
| **10:00 PM** | | 82 | 76 | 78 | | 79 | | | 79 | |
| **10:15 PM** | | 78 | 74 | 74 | | 75 | | | 75 | |
| **10:30 PM** | | 50 | 46 | 62 | | 53 | | | 53 | |
| **10:45 PM** | | 56 | 38 | 57 | | 50 | | | 50 | |
| **11:00 PM** | | 58 | 45 | 39 | | 47 | | | 47 | |
| **11:15 PM** | | 54 | 22 | 48 | | 41 | | | 41 | |
| **11:30 PM** | | 40 | 32 | 40 | | 37 | | | 37 | |
| **11:45 PM** | | 24 | 31 | 28 | | 28 | | | 28 | |
| **Day Total** | | 13121 | 13594 | 12730 | | 13148 | | | 13148 | |
| % Weekday Average | | 99.8% | 103.4% | 96.8% | | | | | | |
| % Week Average | | 99.8% | 103.4% | 96.8% | | 100.0% | | | | |
| AM Peak Volume | | 11:00 AM<br>229 | 9:00 AM<br>252 | 8:30 AM<br>244 | | 11:45 AM<br>228 | | | 11:45 AM<br>228 | |
| PM Peak Volume | | 6:00 PM<br>269 | 5:45 PM<br>269 | 5:00 PM<br>230 | | 5:00 PM<br>249 | | | 5:00 PM<br>249 | |

*Comments:*



SOURCE: Premiere Design Solutions, Inc. (www.pds-eng.com) 954-237-7850

**LOCATION:** 8(WA) SW 152nd St W of South Dixie Hwy
**SPECIFIC LOCATION:** 8(WA) SW 152nd St W of South Dixie Hwy
**CITY/STATE:** Unincorporated Miami-Dade County, FL

**PDS JOB #:** 14702312
**DIRECTION:** EB
**DATE:** Jun 05 2018 - Jun 07 2018

| Start Time | Mon | Tue 05-Jun-18 | Wed 06-Jun-18 | Thu 07-Jun-18 | Fri | Average Weekday Hourly Traffic | Sat | Sun | Average Week Hourly Traffic | Average Week Profile |
|---|---|---|---|---|---|---|---|---|---|---|
| **12:00 AM** | | 32 | 26 | 32 | | 30 | | | 30 | |
| **12:15 AM** | | 14 | 24 | 22 | | 20 | | | 20 | |
| **12:30 AM** | | 16 | 22 | 18 | | 19 | | | 19 | |
| **12:45 AM** | | 19 | 16 | 16 | | 17 | | | 17 | |
| **1:00 AM** | | 15 | 10 | 12 | | 12 | | | 12 | |
| **1:15 AM** | | 15 | 17 | 18 | | 17 | | | 17 | |
| **1:30 AM** | | 15 | 15 | 13 | | 14 | | | 14 | |
| **1:45 AM** | | 7 | 12 | 11 | | 10 | | | 10 | |
| **2:00 AM** | | 8 | 10 | 12 | | 10 | | | 10 | |
| **2:15 AM** | | 13 | 10 | 12 | | 12 | | | 12 | |
| **2:30 AM** | | 12 | 16 | 18 | | 15 | | | 15 | |
| **2:45 AM** | | 8 | 15 | 16 | | 13 | | | 13 | |
| **3:00 AM** | | 11 | 13 | 11 | | 12 | | | 12 | |
| **3:15 AM** | | 11 | 15 | 15 | | 14 | | | 14 | |
| **3:30 AM** | | 19 | 25 | 17 | | 20 | | | 20 | |
| **3:45 AM** | | 16 | 32 | 20 | | 23 | | | 23 | |
| **4:00 AM** | | 20 | 28 | 33 | | 27 | | | 27 | |
| **4:15 AM** | | 40 | 42 | 37 | | 40 | | | 40 | |
| **4:30 AM** | | 54 | 47 | 44 | | 48 | | | 48 | |
| **4:45 AM** | | 70 | 68 | 69 | | 69 | | | 69 | |
| **5:00 AM** | | 78 | 88 | 90 | | 85 | | | 85 | |
| **5:15 AM** | | 112 | 116 | 115 | | 114 | | | 114 | |
| **5:30 AM** | | 144 | 146 | 138 | | 143 | | | 143 | |
| **5:45 AM** | | 168 | 160 | 174 | | 167 | | | 167 | |
| **Day Total** | | | | | | | | | | |
| % Weekday Average | | | | | | | | | | |
| % Week Average | | | | | | | | | | |
| AM Peak Volume | | | | | | | | | | |
| PM Peak Volume | | | | | | | | | | |

*Comments:*



SOURCE: Premiere Design Solutions, Inc. (www.pds-eng.com) 954-237-7850

**LOCATION:** 8(WA) SW 152nd St W of South Dixie Hwy
**SPECIFIC LOCATION:** 8(WA) SW 152nd St W of South Dixie Hwy
**CITY/STATE:** Unincorporated Miami-Dade County, FL

**PDS JOB #:** 14702312
**DIRECTION:** EB
**DATE:** Jun 05 2018 - Jun 07 2018

| Start Time | Mon | Tue 05-Jun-18 | Wed 06-Jun-18 | Thu 07-Jun-18 | Fri | Average Weekday Hourly Traffic | Sat | Sun | Average Week Hourly Traffic | Average Week Profile |
|---|---|---|---|---|---|---|---|---|---|---|
| **6:00 AM** | | 189 | 197 | 195 | | 194 | | | 194 | |
| **6:15 AM** | | 148 | 194 | 169 | | 170 | | | 170 | |
| **6:30 AM** | | 142 | 136 | 160 | | 146 | | | 146 | |
| **6:45 AM** | | 196 | 162 | 127 | | 162 | | | 162 | |
| **7:00 AM** | | 182 | 176 | 104 | | 154 | | | 154 | |
| **7:15 AM** | | 190 | 180 | 183 | | 184 | | | 184 | |
| **7:30 AM** | | 170 | 152 | 134 | | 152 | | | 152 | |
| **7:45 AM** | | 154 | 154 | 176 | | 161 | | | 161 | |
| **8:00 AM** | | 174 | 174 | 166 | | 171 | | | 171 | |
| **8:15 AM** | | 200 | 179 | 172 | | 184 | | | 184 | |
| **8:30 AM** | | 152 | 166 | 136 | | 151 | | | 151 | |
| **8:45 AM** | | 182 | 174 | 173 | | 176 | | | 176 | |
| **9:00 AM** | | 162 | 190 | 170 | | 174 | | | 174 | |
| **9:15 AM** | | 192 | 164 | 186 | | 181 | | | 181 | |
| **9:30 AM** | | **230** | 199 | **215** | | **215** | | | **215** | |
| **9:45 AM** | | 224 | 178 | 176 | | 193 | | | 193 | |
| **10:00 AM** | | 195 | **208** | 196 | | 200 | | | 200 | |
| **10:15 AM** | | 176 | 185 | 146 | | 169 | | | 169 | |
| **10:30 AM** | | 183 | 196 | 152 | | 177 | | | 177 | |
| **10:45 AM** | | 166 | 181 | 174 | | 174 | | | 174 | |
| **11:00 AM** | | 181 | 190 | 160 | | 177 | | | 177 | |
| **11:15 AM** | | 163 | 186 | 154 | | 168 | | | 168 | |
| **11:30 AM** | | 178 | 180 | 161 | | 173 | | | 173 | |
| **11:45 AM** | | 193 | 165 | 172 | | 177 | | | 177 | |
| **Day Total** | | | | | | | | | | |
| % Weekday Average | | | | | | | | | | |
| % Week Average | | | | | | | | | | |
| AM Peak Volume | | | | | | | | | | |
| PM Peak Volume | | | | | | | | | | |

*Comments:*



SOURCE: Premiere Design Solutions, Inc. (www.pds-eng.com) 954-237-7850

**LOCATION:** 8(WA) SW 152nd St W of South Dixie Hwy
**SPECIFIC LOCATION:** 8(WA) SW 152nd St W of South Dixie Hwy
**CITY/STATE:** Unincorporated Miami-Dade County, FL

**PDS JOB #:** 14702312
**DIRECTION:** EB
**DATE:** Jun 05 2018 - Jun 07 2018

| Start Time | Mon | Tue 05-Jun-18 | Wed 06-Jun-18 | Thu 07-Jun-18 | Fri | Average Weekday Hourly Traffic | Sat | Sun | Average Week Hourly Traffic | Average Week Profile |
|---|---|---|---|---|---|---|---|---|---|---|
| **12:00 PM** | | 166 | 170 | 150 | | 162 | | | 162 | |
| **12:15 PM** | | 176 | 154 | 166 | | 165 | | | 165 | |
| **12:30 PM** | | 168 | 168 | 164 | | 167 | | | 167 | |
| **12:45 PM** | | 164 | 166 | 154 | | 161 | | | 161 | |
| **1:00 PM** | | 168 | **194** | 158 | | 173 | | | 173 | |
| **1:15 PM** | | 180 | 166 | 172 | | 173 | | | 173 | |
| **1:30 PM** | | 188 | 174 | 168 | | 177 | | | 177 | |
| **1:45 PM** | | 174 | 176 | 148 | | 166 | | | 166 | |
| **2:00 PM** | | 176 | 161 | 150 | | 162 | | | 162 | |
| **2:15 PM** | | 183 | 171 | 180 | | 178 | | | 178 | |
| **2:30 PM** | | 194 | 169 | 141 | | 168 | | | 168 | |
| **2:45 PM** | | 218 | 142 | 180 | | 180 | | | 180 | |
| **3:00 PM** | | 210 | 142 | 170 | | 174 | | | 174 | |
| **3:15 PM** | | 186 | 170 | 182 | | 179 | | | 179 | |
| **3:30 PM** | | **230** | 171 | 192 | | **198** | | | **198** | |
| **3:45 PM** | | 162 | 155 | 188 | | 168 | | | 168 | |
| **4:00 PM** | | 180 | 162 | **198** | | 180 | | | 180 | |
| **4:15 PM** | | 172 | 175 | 179 | | 175 | | | 175 | |
| **4:30 PM** | | 192 | 166 | 184 | | 181 | | | 181 | |
| **4:45 PM** | | 169 | 182 | 190 | | 180 | | | 180 | |
| **5:00 PM** | | 195 | 192 | 182 | | 190 | | | 190 | |
| **5:15 PM** | | 186 | 177 | 176 | | 180 | | | 180 | |
| **5:30 PM** | | 182 | 175 | 186 | | 181 | | | 181 | |
| **5:45 PM** | | 186 | 164 | 172 | | 174 | | | 174 | |
| **Day Total** | | | | | | | | | | |
| % Weekday Average | | | | | | | | | | |
| % Week Average | | | | | | | | | | |
| AM Peak Volume | | | | | | | | | | |
| PM Peak Volume | | | | | | | | | | |

*Comments:*



SOURCE: Premiere Design Solutions, Inc. (www.pds-eng.com) 954-237-7850

**LOCATION:** 8(WA) SW 152nd St W of South Dixie Hwy
**SPECIFIC LOCATION:** 8(WA) SW 152nd St W of South Dixie Hwy
**CITY/STATE:** Unincorporated Miami-Dade County, FL

**PDS JOB #:** 14702312
**DIRECTION:** EB
**DATE:** Jun 05 2018 - Jun 07 2018

| Start Time | Mon | Tue 05-Jun-18 | Wed 06-Jun-18 | Thu 07-Jun-18 | Fri | Average Weekday Hourly Traffic | Sat | Sun | Average Week Hourly Traffic | Average Week Profile |
|---|---|---|---|---|---|---|---|---|---|---|
| **6:00 PM** | | 176 | 191 | 166 | | 178 | | | 178 | |
| **6:15 PM** | | 168 | 168 | 180 | | 172 | | | 172 | |
| **6:30 PM** | | 144 | 166 | 140 | | 150 | | | 150 | |
| **6:45 PM** | | 163 | 148 | 146 | | 152 | | | 152 | |
| **7:00 PM** | | 154 | 132 | 152 | | 146 | | | 146 | |
| **7:15 PM** | | 144 | 150 | 139 | | 144 | | | 144 | |
| **7:30 PM** | | 154 | 152 | 156 | | 154 | | | 154 | |
| **7:45 PM** | | 132 | 138 | 125 | | 132 | | | 132 | |
| **8:00 PM** | | 148 | 122 | 110 | | 127 | | | 127 | |
| **8:15 PM** | | 140 | 138 | 132 | | 137 | | | 137 | |
| **8:30 PM** | | 142 | 141 | 106 | | 130 | | | 130 | |
| **8:45 PM** | | 108 | 130 | 81 | | 106 | | | 106 | |
| **9:00 PM** | | 122 | 108 | 85 | | 105 | | | 105 | |
| **9:15 PM** | | 84 | 105 | 88 | | 92 | | | 92 | |
| **9:30 PM** | | 91 | 110 | 74 | | 92 | | | 92 | |
| **9:45 PM** | | 86 | 84 | 74 | | 81 | | | 81 | |
| **10:00 PM** | | 77 | 72 | 74 | | 74 | | | 74 | |
| **10:15 PM** | | 75 | 82 | 68 | | 75 | | | 75 | |
| **10:30 PM** | | 64 | 58 | 61 | | 61 | | | 61 | |
| **10:45 PM** | | 56 | 60 | 54 | | 57 | | | 57 | |
| **11:00 PM** | | 48 | 52 | 42 | | 47 | | | 47 | |
| **11:15 PM** | | 52 | 46 | 52 | | 50 | | | 50 | |
| **11:30 PM** | | 34 | 48 | 46 | | 43 | | | 43 | |
| **11:45 PM** | | 34 | 32 | 21 | | 29 | | | 29 | |
| **Day Total** | | 12240 | 11914 | 11422 | | 11860 | | | 11860 | |
| % Weekday Average | | 103.2% | 100.5% | 96.3% | | | | | | |
| % Week Average | | 103.2% | 100.5% | 96.3% | | 100.0% | | | | |
| AM Peak Volume | | 9:30 AM 230 | 10:00 AM 208 | 9:30 AM 215 | | 9:30 AM 215 | | | 9:30 AM 215 | |
| PM Peak Volume | | 3:30 PM 230 | 1:00 PM 194 | 4:00 PM 198 | | 3:30 PM 198 | | | 3:30 PM 198 | |

*Comments:*



SOURCE: Premiere Design Solutions, Inc. (www.pds-eng.com) 954-237-7850

**LOCATION:** 8(WA) SW 152nd St W of South Dixie Hwy
**SPECIFIC LOCATION:** 8(WA) SW 152nd St W of South Dixie Hwy
**CITY/STATE:** Unincorporated Miami-Dade County, FL

**PDS JOB #:** 14702312
**DIRECTION:** WB
**DATE:** Jun 05 2018 - Jun 07 2018

| Start Time | Mon | Tue 05-Jun-18 | Wed 06-Jun-18 | Thu 07-Jun-18 | Fri | Average Weekday Hourly Traffic | Sat | Sun | Average Week Hourly Traffic | Average Week Profile |
|---|---|---|---|---|---|---|---|---|---|---|
| **12:00 AM** | | 76 | 90 | 88 | | 85 | | | 85 | |
| **12:15 AM** | | 71 | 70 | 89 | | 77 | | | 77 | |
| **12:30 AM** | | 65 | 66 | 58 | | 63 | | | 63 | |
| **12:45 AM** | | 60 | 46 | 50 | | 52 | | | 52 | |
| **1:00 AM** | | 39 | 45 | 33 | | 39 | | | 39 | |
| **1:15 AM** | | 42 | 40 | 38 | | 40 | | | 40 | |
| **1:30 AM** | | 28 | 27 | 22 | | 26 | | | 26 | |
| **1:45 AM** | | 26 | 35 | 26 | | 29 | | | 29 | |
| **2:00 AM** | | 22 | 14 | 28 | | 21 | | | 21 | |
| **2:15 AM** | | 27 | 15 | 13 | | 18 | | | 18 | |
| **2:30 AM** | | 13 | 11 | 29 | | 18 | | | 18 | |
| **2:45 AM** | | 22 | 22 | 18 | | 21 | | | 21 | |
| **3:00 AM** | | 12 | 14 | 20 | | 15 | | | 15 | |
| **3:15 AM** | | 22 | 14 | 13 | | 16 | | | 16 | |
| **3:30 AM** | | 10 | 10 | 10 | | 10 | | | 10 | |
| **3:45 AM** | | 13 | 22 | 12 | | 16 | | | 16 | |
| **4:00 AM** | | 10 | 12 | 12 | | 11 | | | 11 | |
| **4:15 AM** | | 22 | 23 | 12 | | 19 | | | 19 | |
| **4:30 AM** | | 15 | 27 | 20 | | 21 | | | 21 | |
| **4:45 AM** | | 14 | 24 | 22 | | 20 | | | 20 | |
| **5:00 AM** | | 27 | 32 | 33 | | 31 | | | 31 | |
| **5:15 AM** | | 23 | 22 | 31 | | 25 | | | 25 | |
| **5:30 AM** | | 44 | 46 | 52 | | 47 | | | 47 | |
| **5:45 AM** | | 59 | 46 | 56 | | 54 | | | 54 | |
| **Day Total** | | | | | | | | | | |
| % Weekday Average | | | | | | | | | | |
| % Week Average | | | | | | | | | | |
| AM Peak Volume | | | | | | | | | | |
| PM Peak Volume | | | | | | | | | | |

*Comments:*



SOURCE: Premiere Design Solutions, Inc. (www.pds-eng.com) 954-237-7850

**LOCATION:** 8(WA) SW 152nd St W of South Dixie Hwy
**SPECIFIC LOCATION:** 8(WA) SW 152nd St W of South Dixie Hwy
**CITY/STATE:** Unincorporated Miami-Dade County, FL

**PDS JOB #:** 14702312
**DIRECTION:** WB
**DATE:** Jun 05 2018 - Jun 07 2018

| Start Time | Mon | Tue 05-Jun-18 | Wed 06-Jun-18 | Thu 07-Jun-18 | Fri | Average Weekday Hourly Traffic | Sat | Sun | Average Week Hourly Traffic | Average Week Profile |
|---|---|---|---|---|---|---|---|---|---|---|
| **6:00 AM** | | 67 | 82 | 80 | | 76 | | | 76 | |
| **6:15 AM** | | 67 | 92 | 99 | | 86 | | | 86 | |
| **6:30 AM** | | 82 | 135 | 146 | | 121 | | | 121 | |
| **6:45 AM** | | 88 | 193 | 176 | | 152 | | | 152 | |
| **7:00 AM** | | 101 | 201 | **225** | | 176 | | | 176 | |
| **7:15 AM** | | 96 | 146 | 116 | | 119 | | | 119 | |
| **7:30 AM** | | 102 | 136 | 110 | | 116 | | | 116 | |
| **7:45 AM** | | 116 | 114 | 108 | | 113 | | | 113 | |
| **8:00 AM** | | 120 | 146 | 136 | | 134 | | | 134 | |
| **8:15 AM** | | 120 | 134 | 136 | | 130 | | | 130 | |
| **8:30 AM** | | 124 | 183 | 173 | | 160 | | | 160 | |
| **8:45 AM** | | 124 | 148 | 134 | | 135 | | | 135 | |
| **9:00 AM** | | 140 | 149 | 157 | | 149 | | | 149 | |
| **9:15 AM** | | 147 | 155 | 146 | | 149 | | | 149 | |
| **9:30 AM** | | 188 | 174 | 160 | | 174 | | | 174 | |
| **9:45 AM** | | 168 | 180 | 158 | | 169 | | | 169 | |
| **10:00 AM** | | 152 | 182 | 165 | | 166 | | | 166 | |
| **10:15 AM** | | 178 | 167 | 188 | | 178 | | | 178 | |
| **10:30 AM** | | 170 | 180 | 190 | | 180 | | | 180 | |
| **10:45 AM** | | 188 | 202 | 202 | | 197 | | | 197 | |
| **11:00 AM** | | 184 | 178 | 202 | | 188 | | | 188 | |
| **11:15 AM** | | 206 | 210 | 184 | | 200 | | | 200 | |
| **11:30 AM** | | 213 | 210 | 204 | | 209 | | | 209 | |
| **11:45 AM** | | **248** | **228** | 222 | | **233** | | | **233** | |
| **Day Total** | | | | | | | | | | |
| % Weekday Average | | | | | | | | | | |
| % Week Average | | | | | | | | | | |
| AM Peak Volume | | | | | | | | | | |
| PM Peak Volume | | | | | | | | | | |

*Comments:*



SOURCE: Premiere Design Solutions, Inc. (www.pds-eng.com) 954-237-7850

**LOCATION:** 8(WA) SW 152nd St W of South Dixie Hwy
**SPECIFIC LOCATION:** 8(WA) SW 152nd St W of South Dixie Hwy
**CITY/STATE:** Unincorporated Miami-Dade County, FL

**PDS JOB #:** 14702312
**DIRECTION:** WB
**DATE:** Jun 05 2018 - Jun 07 2018

| Start Time | Mon | Tue 05-Jun-18 | Wed 06-Jun-18 | Thu 07-Jun-18 | Fri | Average Weekday Hourly Traffic | Sat | Sun | Average Week Hourly Traffic | Average Week Profile |
|---|---|---|---|---|---|---|---|---|---|---|
| **12:00 PM** | | 246 | 232 | 228 | | 235 | | | 235 | |
| **12:15 PM** | | 238 | 268 | 256 | | 254 | | | 254 | |
| **12:30 PM** | | 219 | 250 | 224 | | 231 | | | 231 | |
| **12:45 PM** | | 214 | 206 | 241 | | 220 | | | 220 | |
| **1:00 PM** | | 254 | 203 | 216 | | 224 | | | 224 | |
| **1:15 PM** | | 221 | 254 | 198 | | 224 | | | 224 | |
| **1:30 PM** | | 240 | 224 | 216 | | 227 | | | 227 | |
| **1:45 PM** | | 220 | 219 | 232 | | 224 | | | 224 | |
| **2:00 PM** | | 230 | 244 | 222 | | 232 | | | 232 | |
| **2:15 PM** | | 229 | 260 | 195 | | 228 | | | 228 | |
| **2:30 PM** | | 230 | 234 | 190 | | 218 | | | 218 | |
| **2:45 PM** | | 234 | 248 | 238 | | 240 | | | 240 | |
| **3:00 PM** | | 256 | 286 | 249 | | 264 | | | 264 | |
| **3:15 PM** | | 267 | 272 | 258 | | 266 | | | 266 | |
| **3:30 PM** | | 280 | 300 | 270 | | 283 | | | 283 | |
| **3:45 PM** | | 283 | 266 | 276 | | 275 | | | 275 | |
| **4:00 PM** | | 278 | 288 | 262 | | 276 | | | 276 | |
| **4:15 PM** | | 297 | 298 | 258 | | 284 | | | 284 | |
| **4:30 PM** | | 340 | 308 | 276 | | 308 | | | 308 | |
| **4:45 PM** | | 324 | 324 | 310 | | 319 | | | 319 | |
| **5:00 PM** | | 320 | 352 | 321 | | 331 | | | 331 | |
| **5:15 PM** | | 330 | 312 | 306 | | 316 | | | 316 | |
| **5:30 PM** | | 353 | 353 | **338** | | 348 | | | 348 | |
| **5:45 PM** | | 338 | 331 | 314 | | 328 | | | 328 | |
| **Day Total** | | | | | | | | | | |
| % Weekday Average | | | | | | | | | | |
| % Week Average | | | | | | | | | | |
| AM Peak Volume | | | | | | | | | | |
| PM Peak Volume | | | | | | | | | | |

*Comments:*

**LOCATION:** 8(WA) SW 152nd St W of South Dixie Hwy
**SPECIFIC LOCATION:** 8(WA) SW 152nd St W of South Dixie Hwy
**CITY/STATE:** Unincorporated Miami-Dade County, FL

**PDS JOB #:** 14702312
**DIRECTION:** WB
**DATE:** Jun 05 2018 - Jun 07 2018

| Start Time | Mon | Tue 05-Jun-18 | Wed 06-Jun-18 | Thu 07-Jun-18 | Fri | Average Weekday Hourly Traffic | Sat | Sun | Average Week Hourly Traffic | Average Week Profile |
|---|---|---|---|---|---|---|---|---|---|---|
| **6:00 PM** | | **355** | **372** | 322 | | **350** | | | **350** | |
| **6:15 PM** | | 320 | 348 | 333 | | 334 | | | 334 | |
| **6:30 PM** | | 340 | 315 | 322 | | 326 | | | 326 | |
| **6:45 PM** | | 302 | 336 | 286 | | 308 | | | 308 | |
| **7:00 PM** | | 306 | 289 | 304 | | 300 | | | 300 | |
| **7:15 PM** | | 302 | 298 | 282 | | 294 | | | 294 | |
| **7:30 PM** | | 259 | 273 | 258 | | 263 | | | 263 | |
| **7:45 PM** | | 279 | 244 | 229 | | 251 | | | 251 | |
| **8:00 PM** | | 275 | 236 | 233 | | 248 | | | 248 | |
| **8:15 PM** | | 254 | 226 | 244 | | 241 | | | 241 | |
| **8:30 PM** | | 214 | 238 | 210 | | 221 | | | 221 | |
| **8:45 PM** | | 238 | 212 | 236 | | 229 | | | 229 | |
| **9:00 PM** | | 231 | 219 | 240 | | 230 | | | 230 | |
| **9:15 PM** | | 204 | 180 | 200 | | 195 | | | 195 | |
| **9:30 PM** | | 200 | 178 | 188 | | 189 | | | 189 | |
| **9:45 PM** | | 206 | 138 | 163 | | 169 | | | 169 | |
| **10:00 PM** | | 176 | 144 | 162 | | 161 | | | 161 | |
| **10:15 PM** | | 150 | 165 | 178 | | 164 | | | 164 | |
| **10:30 PM** | | 138 | 144 | 124 | | 135 | | | 135 | |
| **10:45 PM** | | 119 | 132 | 132 | | 128 | | | 128 | |
| **11:00 PM** | | 132 | 134 | 127 | | 131 | | | 131 | |
| **11:15 PM** | | 142 | 88 | 113 | | 114 | | | 114 | |
| **11:30 PM** | | 126 | 100 | 110 | | 112 | | | 112 | |
| **11:45 PM** | | 93 | 100 | 92 | | 95 | | | 95 | |
| **Day Total** | | 15953 | 16339 | 15784 | | 16027 | | | 16027 | |
| % Weekday Average | | 99.5% | 101.9% | 98.5% | | | | | | |
| % Week Average | | 99.5% | 101.9% | 98.5% | | 100.0% | | | | |
| AM Peak | | 11:45 AM | 11:45 AM | 7:00 AM | | 11:45 AM | | | 11:45 AM | |
| Volume | | 248 | 228 | 225 | | 233 | | | 233 | |
| PM Peak | | 6:00 PM | 6:00 PM | 5:30 PM | | 6:00 PM | | | 6:00 PM | |
| Volume | | 355 | 372 | 338 | | 350 | | | 350 | |

*Comments:*



SOURCE: Premiere Design Solutions, Inc. (www.pds-eng.com) 954-237-7850

**LOCATION:** 8(WA) SW 152nd St W of South Dixie Hwy
**SPECIFIC LOCATION:** 8(WA) SW 152nd St W of South Dixie Hwy
**CITY/STATE:** Unincorporated Miami-Dade County, FL

**PDS JOB #:** 14702312
**DIRECTION:** EB/WB
**DATE:** Jun 05 2018 - Jun 07 2018

| Start Time | Mon | Tue 05-Jun-18 | Wed 06-Jun-18 | Thu 07-Jun-18 | Fri | Average Weekday Hourly Traffic | Sat | Sun | Average Week Hourly Traffic | Average Week Profile |
|---|---|---|---|---|---|---|---|---|---|---|
| **12:00 AM** | | 108 | 116 | 120 | | 115 | | | 115 | |
| **12:15 AM** | | 85 | 94 | 111 | | 97 | | | 97 | |
| **12:30 AM** | | 81 | 88 | 76 | | 82 | | | 82 | |
| **12:45 AM** | | 79 | 62 | 66 | | 69 | | | 69 | |
| **1:00 AM** | | 54 | 55 | 45 | | 51 | | | 51 | |
| **1:15 AM** | | 57 | 57 | 56 | | 57 | | | 57 | |
| **1:30 AM** | | 43 | 42 | 35 | | 40 | | | 40 | |
| **1:45 AM** | | 33 | 47 | 37 | | 39 | | | 39 | |
| **2:00 AM** | | 30 | 24 | 40 | | 31 | | | 31 | |
| **2:15 AM** | | 40 | 25 | 25 | | 30 | | | 30 | |
| **2:30 AM** | | 25 | 27 | 47 | | 33 | | | 33 | |
| **2:45 AM** | | 30 | 37 | 34 | | 34 | | | 34 | |
| **3:00 AM** | | 23 | 27 | 31 | | 27 | | | 27 | |
| **3:15 AM** | | 33 | 29 | 28 | | 30 | | | 30 | |
| **3:30 AM** | | 29 | 35 | 27 | | 30 | | | 30 | |
| **3:45 AM** | | 29 | 54 | 32 | | 38 | | | 38 | |
| **4:00 AM** | | 30 | 40 | 45 | | 38 | | | 38 | |
| **4:15 AM** | | 62 | 65 | 49 | | 59 | | | 59 | |
| **4:30 AM** | | 69 | 74 | 64 | | 69 | | | 69 | |
| **4:45 AM** | | 84 | 92 | 91 | | 89 | | | 89 | |
| **5:00 AM** | | 105 | 120 | 123 | | 116 | | | 116 | |
| **5:15 AM** | | 135 | 138 | 146 | | 140 | | | 140 | |
| **5:30 AM** | | 188 | 192 | 190 | | 190 | | | 190 | |
| **5:45 AM** | | 227 | 206 | 230 | | 221 | | | 221 | |
| **Day Total** | | | | | | | | | | |
| % Weekday Average | | | | | | | | | | |
| % Week Average | | | | | | | | | | |
| AM Peak Volume | | | | | | | | | | |
| PM Peak Volume | | | | | | | | | | |

*Comments:*



SOURCE: Premiere Design Solutions, Inc. (www.pds-eng.com) 954-237-7850

**LOCATION:** 8(WA) SW 152nd St W of South Dixie Hwy
**SPECIFIC LOCATION:** 8(WA) SW 152nd St W of South Dixie Hwy
**CITY/STATE:** Unincorporated Miami-Dade County, FL

**PDS JOB #:** 14702312
**DIRECTION:** EB/WB
**DATE:** Jun 05 2018 - Jun 07 2018

| Start Time | Mon | Tue 05-Jun-18 | Wed 06-Jun-18 | Thu 07-Jun-18 | Fri | Average Weekday Hourly Traffic | Sat | Sun | Average Week Hourly Traffic | Average Week Profile |
|---|---|---|---|---|---|---|---|---|---|---|
| **6:00 AM** | | 256 | 279 | 275 | | 270 | | | 270 | |
| **6:15 AM** | | 215 | 286 | 268 | | 256 | | | 256 | |
| **6:30 AM** | | 224 | 271 | 306 | | 267 | | | 267 | |
| **6:45 AM** | | 284 | 355 | 303 | | 314 | | | 314 | |
| **7:00 AM** | | 283 | 377 | 329 | | 330 | | | 330 | |
| **7:15 AM** | | 286 | 326 | 299 | | 304 | | | 304 | |
| **7:30 AM** | | 272 | 288 | 244 | | 268 | | | 268 | |
| **7:45 AM** | | 270 | 268 | 284 | | 274 | | | 274 | |
| **8:00 AM** | | 294 | 320 | 302 | | 305 | | | 305 | |
| **8:15 AM** | | 320 | 313 | 308 | | 314 | | | 314 | |
| **8:30 AM** | | 276 | 349 | 309 | | 311 | | | 311 | |
| **8:45 AM** | | 306 | 322 | 307 | | 312 | | | 312 | |
| **9:00 AM** | | 302 | 339 | 327 | | 323 | | | 323 | |
| **9:15 AM** | | 339 | 319 | 332 | | 330 | | | 330 | |
| **9:30 AM** | | 418 | 373 | 375 | | 389 | | | 389 | |
| **9:45 AM** | | 392 | 358 | 334 | | 361 | | | 361 | |
| **10:00 AM** | | 347 | 390 | 361 | | 366 | | | 366 | |
| **10:15 AM** | | 354 | 352 | 334 | | 347 | | | 347 | |
| **10:30 AM** | | 353 | 376 | 342 | | 357 | | | 357 | |
| **10:45 AM** | | 354 | 383 | 376 | | 371 | | | 371 | |
| **11:00 AM** | | 365 | 368 | 362 | | 365 | | | 365 | |
| **11:15 AM** | | 369 | **396** | 338 | | 368 | | | 368 | |
| **11:30 AM** | | 391 | 390 | 365 | | 382 | | | 382 | |
| **11:45 AM** | | **441** | 393 | **394** | | **409** | | | **409** | |
| **Day Total** | | | | | | | | | | |
| % Weekday Average | | | | | | | | | | |
| % Week Average | | | | | | | | | | |
| AM Peak Volume | | | | | | | | | | |
| PM Peak Volume | | | | | | | | | | |

*Comments:*



SOURCE: Premiere Design Solutions, Inc. (www.pds-eng.com) 954-237-7850

**LOCATION:** 8(WA) SW 152nd St W of South Dixie Hwy
**SPECIFIC LOCATION:** 8(WA) SW 152nd St W of South Dixie Hwy
**CITY/STATE:** Unincorporated Miami-Dade County, FL

**PDS JOB #:** 14702312
**DIRECTION:** EB/WB
**DATE:** Jun 05 2018 - Jun 07 2018

| Start Time | Mon | Tue 05-Jun-18 | Wed 06-Jun-18 | Thu 07-Jun-18 | Fri | Average Weekday Hourly Traffic | Sat | Sun | Average Week Hourly Traffic | Average Week Profile |
|---|---|---|---|---|---|---|---|---|---|---|
| **12:00 PM** | | 412 | 402 | 378 | | 397 | | | 397 | |
| **12:15 PM** | | 414 | 422 | 422 | | 419 | | | 419 | |
| **12:30 PM** | | 387 | 418 | 388 | | 398 | | | 398 | |
| **12:45 PM** | | 378 | 372 | 395 | | 382 | | | 382 | |
| **1:00 PM** | | 422 | 397 | 374 | | 398 | | | 398 | |
| **1:15 PM** | | 401 | 420 | 370 | | 397 | | | 397 | |
| **1:30 PM** | | 428 | 398 | 384 | | 403 | | | 403 | |
| **1:45 PM** | | 394 | 395 | 380 | | 390 | | | 390 | |
| **2:00 PM** | | 406 | 405 | 372 | | 394 | | | 394 | |
| **2:15 PM** | | 412 | 431 | 375 | | 406 | | | 406 | |
| **2:30 PM** | | 424 | 403 | 331 | | 386 | | | 386 | |
| **2:45 PM** | | 452 | 390 | 418 | | 420 | | | 420 | |
| **3:00 PM** | | 466 | 428 | 419 | | 438 | | | 438 | |
| **3:15 PM** | | 453 | 442 | 440 | | 445 | | | 445 | |
| **3:30 PM** | | 510 | 471 | 462 | | 481 | | | 481 | |
| **3:45 PM** | | 445 | 421 | 464 | | 443 | | | 443 | |
| **4:00 PM** | | 458 | 450 | 460 | | 456 | | | 456 | |
| **4:15 PM** | | 469 | 473 | 437 | | 460 | | | 460 | |
| **4:30 PM** | | 532 | 474 | 460 | | 489 | | | 489 | |
| **4:45 PM** | | 493 | 506 | 500 | | 500 | | | 500 | |
| **5:00 PM** | | 515 | 544 | 503 | | 521 | | | 521 | |
| **5:15 PM** | | 516 | 489 | 482 | | 496 | | | 496 | |
| **5:30 PM** | | **535** | 528 | **524** | | **529** | | | **529** | |
| **5:45 PM** | | 524 | 495 | 486 | | 502 | | | 502 | |
| **Day Total** | | | | | | | | | | |
| % Weekday Average | | | | | | | | | | |
| % Week Average | | | | | | | | | | |
| AM Peak Volume | | | | | | | | | | |
| PM Peak Volume | | | | | | | | | | |

*Comments:*



SOURCE: Premiere Design Solutions, Inc. (www.pds-eng.com) 954-237-7850

**LOCATION:** 8(WA) SW 152nd St W of South Dixie Hwy
**SPECIFIC LOCATION:** 8(WA) SW 152nd St W of South Dixie Hwy
**CITY/STATE:** Unincorporated Miami-Dade County, FL

**PDS JOB #:** 14702312
**DIRECTION:** EB/WB
**DATE:** Jun 05 2018 - Jun 07 2018

| Start Time | Mon | Tue 05-Jun-18 | Wed 06-Jun-18 | Thu 07-Jun-18 | Fri | Average Weekday Hourly Traffic | Sat | Sun | Average Week Hourly Traffic | Average Week Profile |
|---|---|---|---|---|---|---|---|---|---|---|
| **6:00 PM** | | 531 | **563** | 488 | | 527 | | | 527 | |
| **6:15 PM** | | 488 | 516 | 513 | | 506 | | | 506 | |
| **6:30 PM** | | 484 | 481 | 462 | | 476 | | | 476 | |
| **6:45 PM** | | 465 | 484 | 432 | | 460 | | | 460 | |
| **7:00 PM** | | 460 | 421 | 456 | | 446 | | | 446 | |
| **7:15 PM** | | 446 | 448 | 421 | | 438 | | | 438 | |
| **7:30 PM** | | 413 | 425 | 414 | | 417 | | | 417 | |
| **7:45 PM** | | 411 | 382 | 354 | | 382 | | | 382 | |
| **8:00 PM** | | 423 | 358 | 343 | | 375 | | | 375 | |
| **8:15 PM** | | 394 | 364 | 376 | | 378 | | | 378 | |
| **8:30 PM** | | 356 | 379 | 316 | | 350 | | | 350 | |
| **8:45 PM** | | 346 | 342 | 317 | | 335 | | | 335 | |
| **9:00 PM** | | 353 | 327 | 325 | | 335 | | | 335 | |
| **9:15 PM** | | 288 | 285 | 288 | | 287 | | | 287 | |
| **9:30 PM** | | 291 | 288 | 262 | | 280 | | | 280 | |
| **9:45 PM** | | 292 | 222 | 237 | | 250 | | | 250 | |
| **10:00 PM** | | 253 | 216 | 236 | | 235 | | | 235 | |
| **10:15 PM** | | 225 | 247 | 246 | | 239 | | | 239 | |
| **10:30 PM** | | 202 | 202 | 185 | | 196 | | | 196 | |
| **10:45 PM** | | 175 | 192 | 186 | | 184 | | | 184 | |
| **11:00 PM** | | 180 | 186 | 169 | | 178 | | | 178 | |
| **11:15 PM** | | 194 | 134 | 165 | | 164 | | | 164 | |
| **11:30 PM** | | 160 | 148 | 156 | | 155 | | | 155 | |
| **11:45 PM** | | 127 | 132 | 113 | | 124 | | | 124 | |
| **Day Total** | | 28193 | 28253 | 27206 | | 27885 | | | 27885 | |
| % Weekday Average | | 101.1% | 101.3% | 97.6% | | | | | | |
| % Week Average | | 101.1% | 101.3% | 97.6% | | 100.0% | | | | |
| AM Peak | | 11:45 AM | 11:15 AM | 11:45 AM | | 11:45 AM | | | 11:45 AM | |
| Volume | | 441 | 396 | 394 | | 409 | | | 409 | |
| PM Peak | | 5:30 PM | 6:00 PM | 5:30 PM | | 5:30 PM | | | 5:30 PM | |
| Volume | | 535 | 563 | 524 | | 529 | | | 529 | |

*Comments:*



SOURCE: Premiere Design Solutions, Inc. (www.pds-eng.com) 954-237-7850

# APPENDIX E: SUPPORTING DOCUMENTS

FDOT
Florida Department of Transportation
RICK SCOTT
GOVERNOR
605 Suwannee Street
Tallahassee, FL 32399-0450
MIKE DEW
SECRETARY

February 9, 2018

The Honorable Carlos A. Gimenez
Mayor, Miami-Dade County
Stephen P. Clark Center
111 N.W. First Street, 29th Floor
Miami, Florida 33128

The Honorable Francis Suarez
Mayor, City of Miami
3500 Pan American Drive
Miami, Florida 33133

The Honorable Esteban Bovo, Jr.
Chair, Miami-Dade Board of County Commissioners
Stephen P. Clark Center
111 NW First Street, Suite 320
Miami, Florida 33128

Dear Mayor Gimenez, Mayor Suarez and Chair Bovo:

It was a pleasure meeting with you to review the ongoing efforts to advance the Strategic Miami Area Rapid Transit (SMART) Plan. As we discussed, the Department is actively supporting the development of SMART Plan projects. The Department has taken the lead in the required Planning Development and Environmental (PD&E) Study work for the North Corridor and the Kendall Drive Corridor, and is fully funding the costs of both studies. The Department also took the lead role for the Northeast Corridor study and committed to funding approximately 50% of the cost of the PD&E study for the Beach Corridor. The Miami-Dade Transportation Planning Organization also recently requested a capital funding commitment by the Florida Department of Transportation for two portions of the Strategic Miami Area Rapid Transit Plan, the North and South corridors.

The Department has already committed to continuing support for the South Miami-Dade Transitway project, which is one of the two segments the TPO specifically identified in its request for a capital funding commitment. As expressed to Representative Trujillo by Interim

Secretary Cone in her February 7, 2017 letter, provided the project continues to receive local commitment and financial support, meets the eligibility criteria for investment of state funds, and demonstrates a sufficient return on investment in accordance with Department guidelines, the Department intends to commit state capital funds to strengthen the project finance plan. The Department has the same commitment to the North Corridor portion of the SMART Plan.

There are several steps to be accomplished before the Department can make a more specific commitment of capital funds. Section 341.051, Florida Statutes, requires the Department to obtain legislative approval of any commitment for a public transit project which would result in the ultimate expenditure or commitment of state funds in excess of $5 million. The Department obtains this approval through its work program process, which requires identification of a specific project and amount of requested state funding. The Department will be able to make a specific capital funding commitment when development of these projects has progressed to the point that a defined capital project is identified for each segment (including the project mode) and project estimates are available. Completion of the applicable PD&E study, including selection of the locally preferred alternative and development of appropriate estimates, and identification of the proposed financing sources and techniques (including the proposed source of federal funds and local commitments) will need to occur before the Department can evaluate the financial feasibility of each project and request legislative authorization to commit state matching capital funding through its work program process. The Department expects to complete the PD&E study for the North Corridor later this year and we understand that the County anticipates completing the PD&E study for the South Miami-Dade Transitway this spring.

The Department has indicated that it does not anticipate that the limitation in section 341.051(5)(a), Florida Statutes, will apply to the SMART Plan corridor projects. Projects connecting to an existing fixed guideway transit system such as the Miami Metrorail, Metromover, or Tri-Rail may be considered to be extensions of the existing transit systems and not "individual" fixed guideway projects subject to the 12.5% cap. Therefore, the Department may potentially fund up to 50% of the nonfederal share of the costs of the North and South corridor projects, not to exceed the local share.

You previously inquired about the status of preliminary work on the Northeast Corridor. The Northeast Corridor is effectively part of the larger Tri-Rail Coastal Link project that was the subject of the South Florida East Coast Corridor Study managed by the Department. Project development work on the Tri-Rail Coastal Link project has been on hold following a joint request by the South Florida Regional Transportation Authority and the Department to the Federal Transit Administration. The Department's understanding is that the owner of that corridor is not currently interested in discussing access to the corridor, effectively limiting our ability to advance that project.

The TPO has adopted a number of resolutions to advance the SMART Plan projects. The Department concurs with the TPO's statement (in Resolution #40-17) that development of the six rapid transit corridors will need the infusion of various funding sources, including federal, state, county, and municipal participation. The financial plan framework identified by the TPO in Resolution #41-17 appropriately contemplates pursuing a very broad mix of capital funding, including a variety of potential federal, state, and local funding opportunities. The Department agrees that a viable finance plan for the SMART Plan projects will require a wide mix of funding and encourages the broadest possible approach to identifying all potentially available sources. The finance plan for the proposed Wave Streetcar project in downtown Fort Lauderdale reflects the kind of broad mix of funding that is practically required to advance transit projects today, including federal TIGER and Small Starts program grant capital funds, State transit grant funds, a State Infrastructure Bank loan, committed county and city capital funds, and the Broward County commitment to the full costs of operation and maintenance. A funding solution for the SMART Plan projects will require a similar effort to obtain all potentially available federal funds, with strong committed capital support at the local level to match the requested state commitment, and a local commitment to the ongoing costs of operation and maintenance.

The first important required steps to advance the SMART Plan projects are underway, and the Department is proud to be playing a significant role in that effort.

Sincerely,

Mike Dew
Secretary

cc: Miami-Dade County Legislative Delegation
District Secretary James Wolfe

# APPENDIX F: CAPITAL COST ESTIMATES

# *Miami-Dade Department of Transporation and Public Works*

## South Corridor (20 Miles) Expansion Capital Cost - Autonomous Vehicle Transit System

**October 20, 2017**

## Main Worksheet Build 2019 Opening Day Summary ($2017)

## "Infrastructure for 10 Minute Headway "

***used for Preliminary Estimate***

| FTA CATEGORY No. | DESCRIPTION | 2017 BASE YEAR COST W/O CONTINGENCY | 2017 ALLOCATED & Unallocated CONTINGENCY | | 2017 ESTIMATE WITH CONTINGENCY |
|---|---|---|---|---|---|
| 10 | GUIDEWAY AND TRACK ELEMENTS | $ 8,964,000 | $ 2,689,200 | 30.0% | $ 11,653,200 |
| 20 | STATIONS, STOPS, TERMINALS, INTERMODALS | $ 46,691,000 | $ 14,007,300 | 30.0% | $ 60,698,300 |
| 30 | SUPPORT FACILITIES: YARDS, SHOPS, ADMIN BLDGS | $ 14,000,000 | $ 4,200,000 | 30.0% | $ 18,200,000 |
| 40 | SITEWORK & SPECIAL CONDITIONS | $ 202,065,966 | $ 60,619,790 | 30.0% | $ 262,685,756 |
| 50 | SYSTEMS | $ 45,512,365 | $ 13,653,710 | 30.0% | $ 59,166,075 |
| | **CONSTRUCTION SUBTOTAL (10-50)** | **$ 317,233,331** | **$ 95,169,999** | **30.0%** | **$ 412,403,330** |
| 60 | RIGHT-OF-WAY, LAND, EXISTING IMPROVEMENTS | $ 10,000,000 | $ - | 0.0% | $ 10,000,000 |
| 70 | VEHICLES | $ 650,000 | $ 65,000 | 10.0% | $ 715,000 |
| 80 | PROFESSIONAL SERVICES | $ 77,963,666 | $ 15,592,733 | 20.0% | $ 93,556,400 |
| | **SUBTOTAL (SUM CATEGORIES 10-80)** | **$ 405,846,997** | **$ 110,827,733** | **27.31%** | **$ 516,674,730** |
| 90 | UNALLOCATED CONTINGENCY (% of Construction Base Cost) | | $ 31,723,333 | 10.00% | $ 31,723,333 |
| | **SUBTOTAL (SUM CATEGORIES 10-90)** | **$ 405,846,997** | **$ 142,551,066** | **35.12%** | **$ 548,398,063** |
| 100 | FINANCE CHARGES | | | | $ - |
| | **TOTAL** | **$ 405,846,997** | **$ 142,551,066** | **35.12%** | **$ 548,398,063** |

**Cost per Mile (Excl. Vehicles) = $ 27,419,903**

DRAFT: For Deliberative Purposes Only

**Assumptions**

See each SCC Section for specific assumptions.

**Legal Disclaimer:**

Estimates, opinions of probable construction or implementation costs, or economic analyses prepared by Engineer will represent its best judgment based on its experience and available information. The Client recognizes that Engineer has no control over costs of labor, materials, equipment or services furnished by others or over market conditions or contractors' methods of determining prices, and that any evaluation of a facility to be constructed or work to be performed is speculative. Accordingly, Engineer does not guarantee that proposals, bids or actual costs will not vary from opinions, evaluations included in this workbook submitted by Engineer.

*Miami-Dade Department of Transporation and Public Works*

**South Corridor (20 Miles) Expansion Capital Cost - Autonomous Vehicle Transit System**

**SCC 10 - GUIDEWAY & TRACK ELEMENTS**

**October 20, 2017**

| ITEM No. | ITEM | UNIT | APPROX. QUANTITY | 2017 UNIT COST | BASE YEAR COST w/o contingency | TOTAL BASE YEAR cost w/o contingency | ALLOCATED CONTINGENCY | BASE YEAR $ w/ALLOCATED CONTINGENCY | BASE YEAR TOTAL COST |
|---|---|---|---|---|---|---|---|---|---|
| 10.01 | GUIDEWAY: AT-GRADE EXCLUSIVE RIGHT-OF-WAY | | | | | | | | |
| | SUB-TOTAL | | | | | | | | |
| 10.02 | GUIDEWAY: AT-GRADE SEMI-EXCLUSIVE | | | | | | | | |
| | SUB-TOTAL | | | | | | | | |
| 10.03 | GUIDEWAY: AT-GRADE IN MIXED TRAFFIC | | | | | | | | |
| | SUB-TOTAL | | | | | | | | |
| 10.04 | GUIDEWAY: AERIAL STRUCTURES | | | | | | | | |
| | Canal Crossings Bridge Replacements - 9 Locations | SF | 72,000 | $ 124.50 | $ 8,964,000.00 | | 30% | $ 11,653,200.00 | |
| | SUB-TOTAL | | | | | $ 8,964,000.00 | | | $ 11,653,200.00 |
| 10.05 | GUIDEWAY: BUILT-UP FILL | | | | | | | | |
| | SUB-TOTAL | | | | | $ - | | | $ - |
| 10.06 | GUIDEWAY: UNDERGROUND CUT & COVER | | | | | | | | |
| | SUB-TOTAL | | | | | | | | |
| 10.07 | GUIDEWAY: UNDERGROUND TUNNEL | | | | | | | | |
| | SUB-TOTAL | | | | | | | | |
| 10.08 | GUIDEWAY: RETAINED CUT OR FILL | | | | | | | | |
| | SUB-TOTAL | | | | | | | | |
| 10.09 | TRACK: DIRECT FIXATION | | | | | | | | |
| | SUB-TOTAL | | | | | | | | |
| 10.10 | TRACK: EMBEDDED | | | | | | | | |
| | SUB-TOTAL | | | | | | | | |
| 10.11 | TRACK: BALLASTED | | | | | | | | |
| | SUB-TOTAL | | | | | | | | |
| 10.12 | TRACK: SPECIAL (SWITCHES, TURNOUTS) | | | | | | | | |
| | SUB-TOTAL | | | | | | | | |
| 10.13 | TRACK: VIBRATION & NOISE DAMPENING | | | | | | | | |
| | SUB-TOTAL | | | | | | | | |

DRAFT: For Deliberative Purposes Only

| ITEM No. | ITEM | UNIT | APPROX. QUANTITY | 2017 UNIT COST | BASE YEAR COST w/o contingency | TOTAL BASE YEAR cost w/o contingency | ALLOCATED CONTINGENCY | BASE YEAR $ w/ALLOCATED CONTINGENCY | BASE YEAR TOTAL COST |
|---|---|---|---|---|---|---|---|---|---|
| | | | | | TOTALS | $ 8,964,000 | $ 2,689,200 | **TOTAL** | **$ 11,653,200** |
| | | | | | | | 30.0% | | |

**Assumptions / Notes**
All canal crossing bridges are assumed to be replaced with new structures approximately 80' wide.

DRAFT: For Deliberative Purposes Only

*Miami-Dade Department of Transporation and Public Works*

**South Corridor (20 Miles) Expansion Capital Cost - Autonomous Vehicle Transit System**

**SCC - 20 STATIONS, STOPS, TERMINALS, INTERMODAL**

**October 20, 2017**

| ITEM No. | ITEM | UNIT | APPROX. QUANTITY | 2017 UNIT COST | BASE YEAR COST w/o contingency | TOTAL BASE YEAR cost w/o contingency | ALLOCATED CONTINGENCY | BASE YEAR $ w/ALLOCATED CONTINGENCY | BASE YEAR TOTAL COST |
|---|---|---|---|---|---|---|---|---|---|
| | | | | | | | | | |
| 20.01 | **AT-GRADE STATION, STOP, SHELTER, MALL, TERMINAL, PLATFORM** | | | | | | | | |
| | **New Stations** | | | | | | | | |
| | AV Station - At Grade (Single Story) - 24 Locations | EA | 24 | $ 1,350,000.00 | $ 32,400,000 | | 30% | $ 42,120,000.00 | |
| | AV Station - 344th St Terminal Station | EA | 1 | $ 3,800,000.00 | $ 3,800,000 | | 30% | $ 4,940,000.00 | |
| | Platform Canopies at At Grade Stations - 24 Locations | SF | 26400 | $ 75.00 | $ 1,980,000 | | 30% | $ 2,574,000.00 | |
| | Platform Canopies Adjacent Areas Pavement / Hardscape | SF | 62400 | $ 15.00 | $ 936,000 | | 30% | $ 1,216,800.00 | |
| | **Remaining Corridor Stations** | | | | | | | | |
| | New Bus Stop Canopies at At Grade Stations (50' x 10' Footprint)- 30 Locations | SF | 15000 | $ 75.00 | $ 1,125,000 | | 30% | $ 1,462,500.00 | |
| | **Dadeland Station** | | | | | | | | |
| | Dadeland Station Renovation (Allowance) | SF | 8600 | $ 750.00 | $ 6,450,000 | | 30% | $ 8,385,000.00 | |
| | **SUB-TOTAL** | | | | | **$ 46,691,000** | | | **$ 60,698,300** |
| | | | | | | | | | |
| 20.02 | **AERIAL STATION, STOP, SHELTER, MALL, TERMINAL, PLATFORM** | | | | | | | | |
| | | | | | | | | | |
| | **SUB-TOTAL** | | | | | **$ -** | | | **$ -** |
| | | | | | | | | | |
| 20.03 | **UNDERGROUND STATION, STOP, SHELTER, MALL, TERMINAL, PLATFORM** | | | | | | | | |
| | | | | | | | | | |
| | **SUB-TOTAL** | | | | | | | | |
| | | | | | | | | | |
| 20.04 | **OTHER STATIONS, LANDINGS, TERMINALS: INTERMODAL, FERRY, TROLLEY, ETC.** | | | | | | | | |
| | | | | | | | | | |
| | **SUB-TOTAL** | | | | | | | | |
| | | | | | | | | | |
| 20.05 | **JOINT DEVELOPMENT** | | | | | | | | |
| | | | | | | | | | |
| | **SUB-TOTAL** | | | | | | | | |
| | | | | | | | | | |
| 20.06 | **AUTOMOBILE PARKING MULTI-STORY STRUCTURE** | | | | | | | | |
| | | | | | | | | | |
| | **SUB-TOTAL** | | | | | | | | |
| | | | | | | | | | |
| 20.07 | **ELEVATORS, ESCALATORS** | | | | | | | | |
| | | | | | | | | | |
| | **SUB-TOTAL** | | | | | | | | |
| | | | | | TOTALS | **$ 46,691,000** | $ 14,007,300 | **TOTAL** | **$ 60,698,300** |
| | | | | | | | 30% | | |

DRAFT: For Deliberative Purposes Only

**Assumptions / Notes**

Corridor AV Stations at grade are assumed to be single story structures at approximately 1200 SF per building.
344th St Terminal AV Station is assumed to be single story structures at approximately 6000 SF with a café / coffee service area.
Dadeland Station renovation scope to be determinded. SF price allowance to be used until design is determined.

*Miami-Dade Department of Transporation and Public Works*

**South Corridor (20 Miles) Expansion Capital Cost - Autonomous Vehicle Transit System**

**SCC 30 - SUPPORT FACILITIES: YARDS, SHOPS, ADMIN. BLDGS**

**October 20, 2017**

| ITEM No. | ITEM | UNIT | APPROX. QUANTITY | 2017 UNIT COST | BASE YEAR COST w/o contingency | TOTAL BASE YEAR cost w/o contingency | ALLOCATED CONTINGENCY | BASE YEAR $ w/ALLOCATED CONTINGENCY | BASE YEAR TOTAL COST |
|---|---|---|---|---|---|---|---|---|---|
| | | | | | | | | | |
| **30.01** | **ADMINISTRATION BUILDING** | | | | | | | | |
| | | | | | | | | | |
| | **SUB-TOTAL** | | | | | | | | |
| | | | | | | | | | |
| **30.02** | **LIGHT MAINTENANCE FACILITY** | | | | | | | | |
| | Light Maintenance Facility (400'x100' Bldg, Site, Parking, Utilities) | SF | 40,000 | $ 350.00 | $ 14,000,000 | | 30% | $ 18,200,000 | |
| | | | | | | | | | |
| | **SUB-TOTAL** | | | | | **$ 14,000,000** | | | **$ 18,200,000** |
| | | | | | | | | | |
| **30.03** | **HEAVY MAINTENANCE FACILITY** | | | | | | | | |
| | | | | | | | | | |
| | **SUB-TOTAL** | | | | | | | | |
| | | | | | | | | | |
| **30.04** | **STORAGE OR MAINTENANCE OF WAY BUILDING** | | | | | | | | |
| | | | | | | | | | |
| | **SUB-TOTAL** | | | | | | | | |
| | | | | | | | | | |
| **30.05** | **YARD AND YARD TRACK** | | | | | | | | |
| | | | | | | | | | |
| | | | | | | | | | |
| | | | | | TOTALS | **$ 14,000,000** | **$ 4,200,000** | **TOTAL** | **$ 18,200,000** |
| | | | | | | | 30.0% | | |

**Assumptions / Notes**

Maintenance Facility building area is assumed & location assumed to be at Homestead Air Force Base.

DRAFT: For Deliberative Purposes Only

*Miami-Dade Department of Transporation and Public Works*

**South Corridor (20 Miles) Expansion Capital Cost - Autonomous Vehicle Transit System**

**SCC 40 - SITEWORK & SPECIAL CONDITIONS**

**October 20, 2017**

| ITEM No. | ITEM | UNIT | APPROX. QUANTITY | 2017 UNIT COST | BASE YEAR COST w/o contingency | TOTAL BASE YEAR cost w/o contingency | ALLOCATED CONTINGENCY | BASE YEAR $ w/ALLOCATED CONTINGENCY | BASE YEAR TOTAL COST |
|---|---|---|---|---|---|---|---|---|---|
| **40.01** | **DEMOLITION, CLEARING, EARTHWORK** | | | | | | | | |
| | Demo - Existing Bus Shelters | EA | 60 | $ 5,000.00 | $ 300,000 | | 30% | $ 390,000 | |
| | Demo - Roadway & Curbing - Entire South Corridor | SY | 586,667 | $ 20.00 | $ 11,733,333 | | 30% | $ 15,253,333 | |
| | Clear & Grub / Site Prep - Entire South Corridor | AC | 242.42 | $ 10,000.00 | $ 2,424,242 | | 30% | $ 3,151,515 | |
| | Clear & Grub / Site Prep - New Vehicle Maintenance Facility | AC | 4.00 | $ 20,000.00 | $ 80,000 | | 30% | $ 104,000 | |
| | Excavation for New Construction - Entire South Corridor | CY | 260,130 | $ 15.00 | $ 3,901,950 | | 30% | $ 5,072,535 | |
| | Embankment for New Construction - Entire South Corridor | CY | 809,600 | $ 20.00 | $ 16,192,000 | | 30% | $ 21,049,600 | |
| | **SUB-TOTAL** | | | | | **$ 35,117,526** | | | **$ 45,652,783** |
| **40.02** | **UTILITIES & UTILITY RELOCATION** | | | | | | | | |
| | Drainage - Roadway Areas at New Stations | MI | 20 | $ 1,900,000.00 | $ 38,000,000 | | 30% | $ 49,400,000 | |
| | Lighting - Roadway Areas at New Stations | MI | 20 | $ 450,000.00 | $ 9,000,000 | | 30% | $ 11,700,000 | |
| | ROW Utilities Impacts - Roadway & New Station Areas (Allowance) | MI | 20 | $ 200,000.00 | $ 4,000,000 | | 30% | $ 5,200,000 | |
| | **SUB-TOTAL** | | | | | **$ 51,000,000** | 30% | | **$ 66,300,000** |
| **40.03** | **HAZ. MAT'L, CONTAM'D SOIL REMOVAL/MITIGATION, GROUND WATER TRTMT** | | | | | | | | |
| | **SUB-TOTAL** | | | | | | | | |
| **40.04** | **ENVIRONMENTAL MITIGATION** | | | | | | | | |
| | **SUB-TOTAL** | | | | | | | | |
| **40.05** | **SITE STRUCTURES INCLUDING RETAINING WALLS, SOUND WALLS** | | | | | | | | |
| | **SUB-TOTAL** | | | | | | | | |
| **40.06** | **PEDESTRIAN / BIKE ACCESS AND ACCOMMODATION, LANDSCAPING** | | | | | | | | |
| | Corridor Security Fencing - Remove & Replace | LF | 105,600 | $ 28.50 | $ 3,009,600 | | 30% | $ 3,912,480 | |
| | Corridor Security Fencing - New Perimeter Fencing | LF | 105,600 | $ 25.00 | $ 2,640,000 | | 30% | $ 3,432,000 | |
| | Sodding - Disturbed Areas | SY | 469,333 | $ 3.00 | $ 1,408,000 | | 30% | $ 1,830,400 | |
| | **SUB-TOTAL** | | | | | **$ 7,057,600** | | | **$ 9,174,880** |
| **40.07** | **AUTOMOBILE, BUS, VAN ACCESSWAYS INCL ROADS, PARKING LOTS** | | | | | | | | |
| | **Busway Roadway Reconstruction at New RTS Stations** | | | | | | | | |
| | Type B Stabilization | SY | 761,440 | $ 3.00 | $ 2,284,320 | | 30% | $ 2,969,616 | |
| | Base Stone | SY | 761,440 | $ 16.00 | $ 12,183,040 | | 30% | $ 15,837,952 | |
| | SuperPave Asphaltic Concrete | TN | 153,120 | $ 100.00 | $ 15,312,000 | | 30% | $ 19,905,600 | |
| | Aphaltic Concrete Friction Course | TN | 28,710 | $ 115.00 | $ 3,301,650 | | 30% | $ 4,292,145 | |
| | Curb & Gutter - Type E | LF | 2,520 | $ 14.50 | $ 36,540 | | 30% | $ 47,502 | |
| | Curb & Gutter - Type F | LF | 211,200 | $ 16.00 | $ 3,379,200 | | 30% | $ 4,392,960 | |
| | Pavement Markings | GM | 180 | $ 2,500.00 | $ 450,000 | | 30% | $ 585,000 | |
| | **Vehicle Circulation** | | | | | | | | |
| | Signal and Intersection Modifications - Crossing Arms with Pre-emption | EA | 180 | $ 90,000.00 | $ 16,200,000 | | 30% | $ 21,060,000 | |
| | **Bicycle Path Reconstruction at New RTS Stations** | | | | | | | | |
| | Sub-base Stabilization | SY | 117,333 | $ 3.00 | $ 352,000 | | 30% | $ 457,600 | |
| | Base Stone | SY | 117,333 | $ 12.00 | $ 1,408,000 | | 30% | $ 1,830,400 | |
| | Asphaltic Concrete | TN | 12,760 | $ 90.00 | $ 1,148,400 | | 30% | $ 1,492,920 | |
| | **Bus Circulation Areas at New RTS Stations** | | | | | | | | |

DRAFT - For Deliberative Purposes Only

| ITEM No. | ITEM | UNIT | APPROX. QUANTITY | 2017 UNIT COST | BASE YEAR COST w/o contingency | TOTAL BASE YEAR cost w/o contingency | ALLOCATED CONTINGENCY | BASE YEAR $ w/ALLOCATED CONTINGENCY | BASE YEAR TOTAL COST |
|---|---|---|---|---|---|---|---|---|---|
| | Concrete Paving at Bus / AV Stop Areas | SY | 7,440 | $ 90.00 | $ 669,600 | | 30% | $ 870,480 | |
| | **Intersection Improvements** | | | | | | | | |
| | Concrete Paving at All Intersections | SY | 50,000 | $ 90.00 | $ 4,500,000 | | 30% | $ 5,850,000 | |
| | **Park & Ride Facilities** | | | | | | | | |
| | SW 168th St Park & Ride Facility (Surface Parking) | LS | 1 | $ 4,290,000.00 | $ 4,290,000 | | 30% | $ 5,577,000 | |
| | SW 296th St Park & Ride Facility (Surface Parking) | LS | 1 | $ 1,430,000.00 | $ 1,430,000 | | 30% | $ 1,859,000 | |
| | SW 312th St Park & Ride Facility (Surface Parking) | LS | 1 | $ 1,073,000.00 | $ 1,073,000 | | 30% | $ 1,394,900 | |
| | SW 344th St Park & Ride Facility - Southern Terminus (Surface Parking) | LS | 1 | $ 1,914,611.00 | $ 1,914,611 | | 30% | $ 2,488,994 | |
| | | | | | | | | | |
| | **SUB-TOTAL** | | | | | **$ 69,932,361** | | | **$ 90,912,069** |
| | | | | | | | | | |
| **40.08** | **TEMPORARY FACILITIES AND OTHER INDIRECT COSTS DURING CONSTRUCTION** | | | | | | | | |
| | Mobilization (Approximately 10% of Construction Costs) | % | 10 | $ 2,782,748.52 | $ 27,827,485 | | 30% | $ 36,175,731 | |
| | Maintenance of Traffic (Approximately 4% of Construction Costs as per DTPW) | % | 4 | $ 2,782,748.52 | $ 11,130,994 | | 30% | $ 14,470,292 | |
| | **SUB-TOTAL** | | | | | **$ 38,958,479** | | | **$ 50,646,023** |
| | | | | | **TOTALS** | **$ 202,065,966** | **$ 60,619,790** | **TOTAL** | **$ 262,685,756** |
| | | | | | | | 30.0% | | |

**Assumptions / Notes**

Environmental Mitigation is not included.
No Landscaping Improvements are included corridor wide other than sodding disturbed areas.
Concrete paving will be at all Station & Canopy drop-off / pick-up areas as well at all Intersections.

DRAFT: For Deliberative Purposes Only

*Miami-Dade Department of Transporation and Public Works*

**South Corridor (20 Miles) Expansion Capital Cost - Autonomous Vehicle Transit System**

**SCC 50 - SYSTEMS**

**October 20, 2017**

| ITEM No. | ITEM | UNIT | APPROX. QUANTITY | 2017 UNIT COST | BASE YEAR COST w/o contingency | TOTAL BASE YEAR cost w/o contingency | ALLOCATED CONTINGENCY | BASE YEAR $ w/ALLOCATED CONTINGENCY | BASE YEAR TOTAL COST |
|---|---|---|---|---|---|---|---|---|---|
| **50.01** | **TRAIN CONTROL AND SIGNALS (Supply, Fabricate, Install, Test)** | | | | | | | | |
| | | | | | | | | | |
| | | | | | | | | | |
| | | | | | | | | | |
| **50.02** | **TRAFFIC SIGNALS AND CROSSING PROTECTION** | | | | | | | | |
| | Signal and Intersection Modifications - Crossing Arms with Pre-emption | EA | 180 | $ 90,000.00 | $ 16,200,000 | | 30% | $ 21,060,000 | |
| | | | | | | | | | |
| | **SUB-TOTAL** | | | | | **$ 16,200,000** | | | **$ 21,060,000** |
| | | | | | | | | | |
| **50.03** | **TRACTION POWER SUPPLY: SUBSTATIONS (TPS)** | | | | | | | | |
| | | | | | | | | | |
| | **SUB-TOTAL** | | | | | | | | |
| | | | | | | | | | |
| **50.04** | **TRACTION POWER DISTRIBUTION: OVERHEAD CONTACT SYSTEM (OCS)** | | | | | | | | |
| | | | | | | | | | |
| | | | | | | | | | |
| | **SUB-TOTAL** | | | | | | | | |
| | | | | | | | | | |
| **50.05** | **COMMUNICATIONS** | | | | | | | | |
| | **Corridor Wide Fiber Optic Cable & Infrastructure** | | | | | | | | |
| | Fiber Optic Cable - Conduit - Directional Bore | LF | 105,600 | $ 30.00 | $ 3,168,000 | | 30% | $ 4,118,400 | |
| | Fiber Optic Cable - Conduit - Open Trench (incl. Stub-Outs at Existing Canopies) | LF | 12,000 | $ 10.00 | $ 120,000 | | 30% | $ 156,000 | |
| | Fiber Optic Cable - Splice Enclosures Incl. Splice Trays (Assume 6 Locations / Mile) | EA | 120 | $ 1,200.00 | $ 144,000 | | 30% | $ 187,200 | |
| | Fiber Optic Cable - Connections (Assume 6 Locations / Mile) | EA | 12,432 | $ 75.00 | $ 932,400 | | 30% | $ 1,212,120 | |
| | Fiber Optic Cable - Patch Panels (Assume 6 Locations / Mile) | EA | 120 | $ 2,000.00 | $ 240,000 | | 30% | $ 312,000 | |
| | Fiber Optic Cable - 96 Fiber (Assumed) | LF | 117,600 | $ 7.50 | $ 882,000 | | 30% | $ 1,146,600 | |
| | **Corridor Wide ITS Equipment & Signage** | | | | | | | | |
| | Corridor Wide Roadway CCTV Equipment - Poles / Cameras (Assume 2 Locations / Mile) | EA | 40 | $ 20,000.00 | $ 800,000 | | 30% | $ 1,040,000 | |
| | Corridor Wide Bluetooth Readers / Vehicle Detection Systems (Assume 2 Locations / Mile) | EA | 40 | $ 25,000.00 | $ 1,000,000 | | 30% | $ 1,300,000 | |
| | Corridor Wide ITS Cabinets | EA | 80 | $ 8,000.00 | $ 640,000 | | 30% | $ 832,000 | |
| | Corridor Wide ITS Equipment Electrical - Conduit - Directional Bore | LF | 105,600 | $ 30.00 | $ 3,168,000 | | 30% | $ 4,118,400 | |
| | Corridor Wide ITS Equipment Electrical - Conduit - Open Trench | LF | 10,560 | $ 10.00 | $ 105,600 | | 30% | $ 137,280 | |
| | Corridor Wide ITS Equipment Electrical - Conductors | LF | 348,480 | $ 3.00 | $ 1,045,440 | | 30% | $ 1,359,072 | |
| | Corridor Wide ITS Equipment Electrical - Load Centers (Assume 1 for every 2 Miles) | EA | 10 | $ 15,000.00 | $ 150,000 | | 30% | $ 195,000 | |
| | Corridor Wide ITS Equipment Electrical - UPS | EA | 10 | $ 7,500.00 | $ 75,000 | | 30% | $ 97,500 | |
| | Corridor Wide ITS Equipment Electrical - Generators (Assume 1 Every 2 Miles) | EA | 10 | $ 55,000.00 | $ 550,000 | | 30% | $ 715,000 | |
| | Corridor Wide ITS Direct Messaging Signs - Full Color (Assume 1 / Mile) | EA | 20 | $ 90,000.00 | $ 1,800,000 | | 30% | $ 2,340,000 | |
| | **Station Amenities Communications Equipment** | | | | | | | | |
| | Station Communications Equipment - Station & Canopies CCTV Equipment (Allowance) | LS | 1 | $ 1,000,000.00 | $ 1,000,000 | | 30% | $ 1,300,000 | |
| | Station Communications Equipment - Emergency Push-Buttons | EA | 79 | $ 1,500.00 | $ 118,500 | | 30% | $ 154,050 | |
| | Station Communications Equipment - Next Bus Messaging | EA | 79 | $ 10,000.00 | $ 790,000 | | 30% | $ 1,027,000 | |
| | | | | | | | | | |
| | Communications Equipment Spare Parts Allowance | % | 5 | $ 55,085.00 | $ 275,425 | | 30% | $ 358,053 | |
| | | | | | | | | | |
| | **SUB-TOTAL** | | | | | **$ 17,004,365** | 30.00% | | **$ 22,105,675** |
| **50.06** | **FARE COLLECTION SYSTEM AND EQUIPMENT** | | | | | | | | |
| | Ticket Vending Machines | EA | 70 | $ 75,000.00 | $ 5,250,000 | | 30% | $ 6,825,000 | |
| | Ticket Validators at Fare Gates (New RTS Stations Only) | EA | 24 | $ 40,000.00 | $ 960,000 | | 30% | $ 1,248,000 | |
| | Station Turnstiles (2 EA Per Station, 1EA at 344th St Station) | EA | 25 | $ 10,000.00 | $ 250,000 | | 30% | $ 325,000 | |
| | Other Fare Collection Equipment (TBD) | LS | 1 | $ 500,000.00 | $ 500,000 | | 30% | $ 650,000 | |
| | | | | | | | | | |
| | Fare Collection Systems Spare Parts Allowance | % | 5 | $ 69,600.00 | $ 348,000 | | 30% | $ 452,400 | |
| | | | | | | | | | |
| | **SUB-TOTAL** | | | | | **$ 7,308,000** | | | **$ 9,500,400** |

Preliminary Deliberative Purposes Only

| ITEM No. | ITEM | UNIT | APPROX. QUANTITY | 2017 UNIT COST | BASE YEAR COST w/o contingency | TOTAL BASE YEAR cost w/o contingency | ALLOCATED CONTINGENCY | BASE YEAR $ w/ALLOCATED CONTINGENCY | BASE YEAR TOTAL COST |
|---|---|---|---|---|---|---|---|---|---|
| | | | | | | | | | |
| **50.07** | **OPERATIONS CONTROL CENTER** | | | | | | | | |
| | Dispatch Control Center - Software Modifications to Integrate New Systems (Allowance) | LS | 1 | $ 5,000,000.00 | $ 5,000,000 | | 30% | $ 6,500,000 | |
| | | | | | | | | | |
| | **SUB-TOTAL** | | | | | **$ 5,000,000** | | | **$ 6,500,000** |
| | | | | | TOTALS | **$ 45,512,365** | $ 13,653,709.50 | **TOTAL** | **$ 59,166,075** |
| | | | | | | | 30.0% | | |

**Assumptions / Notes**

Crossing arms cost includes pre-emption for traffic control. If pre-emption is not required a cost savings of $20,000 per location can be assessed to the estimate.
Relocation of existing intersection signals/signs is not included.

DRAFT: For Deliberative Purposes Only

*Miami-Dade Department of Transporation and Public Works*

**South Corridor (20 Miles) Expansion Capital Cost - Autonomous Vehicle Transit System**

**SCC - 60 ROW, LAND, EXISTING IMPROVEMENTS**

**October 20, 2017**

| ITEM No. | ITEM | UNIT | APPROX. QUANTITY | 2017 UNIT COST | BASE YEAR COST w/o contingency | TOTAL BASE YEAR cost w/o contingency | ALLOCATED CONTINGENCY | BASE YEAR $ w/ALLOCATED CONTINGENCY | BASE YEAR TOTAL COST |
|---|---|---|---|---|---|---|---|---|---|
| | | | | | | | | | |
| **60.01** | **PURCHASE OR LEASE OF REAL ESTATE** | | | | | | | | |
| | ROW Allowance per DTPW | LS | 1 | $ 10,000,000.00 | $ 10,000,000 | | 0% | $ 10,000,000 | |
| | | | | | | | | | |
| | **SUB-TOTAL** | | | | | **$ 10,000,000** | | | **$ 10,000,000** |
| | | | | | | | | | |
| **60.02** | **RELOCATION OF EXISTING HOUSEHOLDS AND BUSINESSES - Open** | | | | | | | | |
| | **RELOCATION OF EXISTING HOUSEHOLDS AND BUSINESSES - Closed** | | | | | | | | |
| | | | | | | | | | |
| | **SUB-TOTAL** | | | | | **$ -** | | | |
| | | | | | TOTALS | **$ 10,000,000** | $ - | **TOTAL** | **$ 10,000,000** |
| | | | | | | | 0.000% | | |

**Assumptions / Notes**

DRAFT: For Deliberative Purposes Only

*Miami-Dade Department of Transporation and Public Works*

**South Corridor (20 Miles) Expansion Capital Cost - Autonomous Vehicle Transit System**

**SCC 70 - VEHICLES**

**October 20, 2017**

| SCC No. | ITEM | UNIT | APPROX. QUANTITY | 2017 UNIT COST | BASE YEAR COST w/o contingency | TOTAL BASE YEAR cost w/o contingency | ALLOCATED CONTINGENCY See note 1 | BASE YEAR $ w/ALLOCATED CONTINGENCY | BASE YEAR TOTAL COST |
|---|---|---|---|---|---|---|---|---|---|
| 70.01 | **LIGHT RAIL** | | | | | | | | |
| | **SUB-TOTAL** | | | | | | | | |
| 70.02 | **HEAVY RAIL** | | | | | | | | |
| | **SUB-TOTAL** | | | | | | | | |
| 70.03 | **VEHICLES** | | | | | | | | |
| | Ride Vehicles & Pricing TBD | | | | | | | | |
| | **SUB-TOTAL** | | | | | | | | |
| 70.04 | **BUS** | | | | | | | | |
| | **SUB-TOTAL** | | | | | **$ -** | | | **$ -** |
| 70.05 | **OTHER** | | | | | | | | |
| | RTS Platform Fast Charging Stations - 14 Locations | EA | 26 | $ 25,000.00 | $ 650,000.00 | | 10.0% | $715,000.00 | |
| | **SUB-TOTAL** | | | | | **$ 650,000.00** | | | **$ 715,000.00** |
| 70.06 | **NON-REVENUE VEHICLES** | | | | | | | | |
| | **SUB-TOTAL** | | | | | | | | |
| 70.07 | **SPARE PARTS - Rail Vehicles** | | | | | | | | |
| | **SUB-TOTAL** | | | | | **$ -** | | | **$ -** |
| | | | | | TOTALS | **$ 650,000.00** | $ 65,000.00 | **TOTAL** | **$ 715,000.00** |
| | | | | | | | 10.0% | | |

**Assumptions / Notes**

No AV or new buses costs are included in this Estimate.

DRAFT: For Deliberative Purposes Only

*Miami-Dade Department of Transporation and Public Works*

**South Corridor (20 Miles) Expansion Capital Cost - Autonomous Vehicle Transit System**

**SCC 80 - PROFESSIONAL SERVICES**

**October 20, 2017**

| ITEM No. | ITEM | UNIT | APPROX. QUANTITY | % COST OF CONSTRUCTION SECTIONS 10-50 | 2017 UNIT COST | BASE YEAR COST w/o contingency | TOTAL BASE YEAR cost w/o contingency | ALLOCATED CONTINGENCY | BASE YEAR $ w/ALLOCATED CONTINGENCY | BASE YEAR TOTAL COST |
|---|---|---|---|---|---|---|---|---|---|---|
| | | | | | | | | | | |
| **80.01** | **PROJECT DEVELOPMENT** | LS | 1 | 4% x Const. Total (10-50) | $ 12,689,333 | $ 12,689,333 | | 20% | $ 15,227,200 | |
| **80.02** | **ENGINEERING (N/A for Small Starts)** | LS | 1 | 6% x Const. Total (10-50) | $ 19,034,000 | $ 19,034,000 | | 20% | $ 22,840,800 | |
| **80.03** | **PROJECT MANAGEMENT FOR DESIGN AND CONSTRUCTION** | LS | 1 | 5% x Const. Total (10-50) | $ 15,861,667 | $ 15,861,667 | | 20% | $ 19,034,000 | |
| **80.04** | **CONSTRUCTION ADMINISTRATION AND MANAGEMENT** | LS | 1 | 8% x Const. Total (10-50) | $ 25,378,666 | $ 25,378,666 | | 20% | $ 30,454,400 | |
| **80.05** | **INSURANCE (liability insurance included in Engineering firm O/H)** | LS | 1 | | $ - | $ - | | 20% | $ 0 | |
| **80.06** | **LEGAL; PERMITS; REVIEW FEES** | LS | 1 | | $ - | $ - | | 20% | $ - | |
| **80.07** | **SURVEYS, TESTING, INVESTIGATION, INSPECTION** | LS | 1 | | $ - | $ - | | 20% | $ - | |
| **80.08** | **START-UP - 6 months testing** | LS | 1 | N/A - Allowance | $ 5,000,000 | $ 5,000,000 | | 20% | $ 6,000,000 | |
| | | | | | | | | | | |
| | | | | | | | **$ 77,963,666** | | | **$ 93,556,400** |
| | | | | | | TOTALS | **$ 77,963,666** | $ 15,592,733.43 | **TOTAL** | **$ 93,556,400** |
| | | | | | | | | 20.0% | | |

**Assumptions / Notes**

Item No. 80.03 is designated for DTPW Project Staff required to execute the Design & Construction of this Project.

Item No. 80.04 is designated for Consultant Project Staff required to execute the Design & Construction Management of this Project.

DRAFT: For Deliberative Purposes Only

# *Miami-Dade Department of Transporation and Public Works*

## South Corridor (20 Miles) Expansion Capital Cost - Bus Rapid Transit System

## Main Worksheet Build 2019 Opening Day Summary ($2017)

## "Infrastructure for 10 Minute Headway "

***used for Preliminary Estimate***

**July 9, 2018**

| FTA CATEGORY No. | DESCRIPTION | 2017 BASE YEAR COST W/O CONTINGENCY | 2017 ALLOCATED & Unallocated CONTINGENCY | | 2017 ESTIMATE WITH CONTINGENCY |
|---|---|---|---|---|---|
| 10 | GUIDEWAY AND TRACK ELEMENTS | $ - | $ - | #DIV/0! | $ - |
| 20 | STATIONS, STOPS, TERMINALS, INTERMODALS | $ 65,471,000 | $ 19,641,300 | 30.0% | $ 85,112,300 |
| 30 | SUPPORT FACILITIES: YARDS, SHOPS, ADMIN BLDGS | $ - | $ - | #DIV/0! | $ - |
| 40 | SITEWORK & SPECIAL CONDITIONS | $ 44,545,772 | $ 13,363,732 | 30.0% | $ 57,909,504 |
| 50 | SYSTEMS | $ 33,124,390 | $ 9,937,317 | 30.0% | $ 43,061,707 |
| | **CONSTRUCTION SUBTOTAL (10-50)** | **$ 143,141,162** | **$ 42,942,349** | **30.0%** | **$ 186,083,511** |
| 60 | RIGHT-OF-WAY, LAND, EXISTING IMPROVEMENTS | $ 2,000,000 | $ - | 0.0% | $ 2,000,000 |
| 70 | VEHICLES | $ - | $ - | #DIV/0! | $ - |
| 80 | PROFESSIONAL SERVICES | $ 36,785,291 | $ 3,678,529 | 10.0% | $ 40,463,820 |
| | **SUBTOTAL (SUM CATEGORIES 10-80)** | **$ 181,926,453** | **$ 46,620,878** | **25.63%** | **$ 228,547,331** |
| 90 | UNALLOCATED CONTINGENCY (% of Construction Base Cost) | | $ 14,314,116 | 10.00% | $ 14,314,116 |
| | **SUBTOTAL (SUM CATEGORIES 10-90)** | **$ 181,926,453** | **$ 60,934,994** | **33.49%** | **$ 242,861,447** |
| 100 | FINANCE CHARGES | | | | $ - |
| | **TOTAL** | **$ 181,926,453** | **$ 60,934,994** | **33.49%** | **$ 242,861,447** |

**Cost per Mile (Excl. RTS Vehicles) = $ 12,143,072**

DRAFT: For Deliberative Purposes Only

**Assumptions**

See each SCC Section for specific assumptions.

**Legal Disclaimer:**

Estimates, opinions of probable construction or implementation costs, or economic analyses prepared by Engineer will represent its best judgment based on its experience and available information. The Client recognizes that Engineer has no control over costs of labor, materials, equipment or services furnished by others or over market conditions or contractors' methods of determining prices, and that any evaluation of a facility to be constructed or work to be performed is speculative. Accordingly, Engineer does not guarantee that proposals, bids or actual costs will not vary from opinions, evaluations included in this workbook submitted by Engineer.

*Miami-Dade Department of Transporation and Public Works*
**South Corridor (20 Miles) Expansion Capital Cost - Bus Rapid Transit System**
**SCC 10 - GUIDEWAY & TRACK ELEMENTS**
**July 9, 2018**

| ITEM No. | ITEM | UNIT | APPROX. QUANTITY | 2017 UNIT COST | BASE YEAR COST w/o contingency | TOTAL BASE YEAR cost w/o contingency | ALLOCATED CONTINGENCY | BASE YEAR $ w/ALLOCATED CONTINGENCY | BASE YEAR TOTAL COST | Reference Project |
|---|---|---|---|---|---|---|---|---|---|---|
| 10.01 | GUIDEWAY: AT-GRADE EXCLUSIVE RIGHT-OF-WAY | | | | | | | | | |
| | SUB-TOTAL | | | | | | | | | |
| 10.02 | GUIDEWAY: AT-GRADE SEMI-EXCLUSIVE | | | | | | | | | |
| | SUB-TOTAL | | | | | | | | | |
| 10.03 | GUIDEWAY: AT-GRADE IN MIXED TRAFFIC | | | | | | | | | |
| | SUB-TOTAL | | | | | | | | | |
| 10.04 | GUIDEWAY: AERIAL STRUCTURES | | | | | | | | | |
| | SUB-TOTAL | | | | | | | | $ - | |
| 10.05 | GUIDEWAY: BUILT-UP FILL | | | | | | | | | |
| | SUB-TOTAL | | | | | | | | $ - | |
| 10.06 | GUIDEWAY: UNDERGROUND CUT & COVER | | | | | | | | | |
| | SUB-TOTAL | | | | | | | | | |
| 10.07 | GUIDEWAY: UNDERGROUND TUNNEL | | | | | | | | | |
| | SUB-TOTAL | | | | | | | | | |
| 10.08 | GUIDEWAY: RETAINED CUT OR FILL | | | | | | | | | |
| | SUB-TOTAL | | | | | | | | | |
| 10.09 | TRACK: DIRECT FIXATION | | | | | | | | | |
| | SUB-TOTAL | | | | | | | | | |
| 10.10 | TRACK: EMBEDDED | | | | | | | | | |
| | SUB-TOTAL | | | | | | | | | |
| 10.11 | TRACK: BALLASTED | | | | | | | | | |
| | SUB-TOTAL | | | | | | | | | |
| 10.12 | TRACK: SPECIAL (SWITCHES, TURNOUTS) | | | | | | | | | |
| | SUB-TOTAL | | | | | | | | | |
| 10.13 | TRACK: VIBRATION & NOISE DAMPENING | | | | | | | | | |
| | SUB-TOTAL | | | | | | | | | |
| | | | | | TOTALS | $ - | $ - | TOTAL | $ - | |
| | | | | | | | #DIV/0! | | | |

DRAFT: For Deliberative Purposes Only

**Assumptions / Notes**
All canal crossing bridges are assumed to remain

*Miami-Dade Department of Transporation and Public Works*

**South Corridor (20 Miles) Expansion Capital Cost - Bus Rapid Transit System**

**SCC - 20 STATIONS, STOPS, TERMINALS, INTERMODAL**

**July 9, 2018**

| ITEM No. | ITEM | UNIT | APPROX. QUANTITY | 2017 UNIT COST | BASE YEAR COST w/o contingency | TOTAL BASE YEAR cost w/o contingency | ALLOCATED CONTINGENCY | BASE YEAR $ w/ALLOCATED CONTINGENCY | BASE YEAR TOTAL COST |
|---|---|---|---|---|---|---|---|---|---|
| | | | | | | | | | |
| 20.01 | **AT-GRADE STATION, STOP, SHELTER, MALL, TERMINAL, PLATFORM** | | | | | | | | |
| | **New Stations** | | | | | | | | |
| | RTS Station - "VAULT" Design | EA | 13 | $ 4,150,000.00 | $ 53,950,000 | | 30% | $ 70,135,000.00 | |
| | RTS Station - 344th St Terminal Station | EA | 1 | $ 3,615,000.00 | $ 3,615,000 | | 30% | $ 4,699,500.00 | |
| | Platform Canopies Adjacent Areas Pavement / Hardscape - incl. as part of New Station | SF | 72800 | $ 20.00 | $ 1,456,000 | | 30% | $ 1,892,800.00 | |
| | **Existing Corridor Stations** | | | | | | | | |
| | Remaining Corridor Bus Stop Canopies Rehabilitation (Not Required) | EA | 0 | $ 20,000.00 | $ - | | 30% | $ - | |
| | **Dadeland Station** | | | | | | | | |
| | Dadeland Station Renovation (Allowance) | SF | 8600 | $ 750.00 | $ 6,450,000 | | 30% | $ 8,385,000.00 | |
| | **SUB-TOTAL** | | | | | **$ 65,471,000** | | | **$ 85,112,300** |
| | | | | | | | | | |
| 20.02 | **AERIAL STATION, STOP, SHELTER, MALL, TERMINAL, PLATFORM** | | | | | | | | |
| | | | | | | | | | |
| | **SUB-TOTAL** | | | | | **$ -** | | | **$ -** |
| | | | | | | | | | |
| 20.03 | **UNDERGROUND STATION, STOP, SHELTER, MALL, TERMINAL, PLATFORM** | | | | | | | | |
| | | | | | | | | | |
| | **SUB-TOTAL** | | | | | | | | |
| | | | | | | | | | |
| 20.04 | **OTHER STATIONS, LANDINGS, TERMINALS: INTERMODAL, FERRY, TROLLEY, ETC.** | | | | | | | | |
| | | | | | | | | | |
| | **SUB-TOTAL** | | | | | | | | |
| | | | | | | | | | |
| 20.05 | **JOINT DEVELOPMENT** | | | | | | | | |
| | | | | | | | | | |
| | **SUB-TOTAL** | | | | | | | | |
| | | | | | | | | | |
| 20.06 | **AUTOMOBILE PARKING MULTI-STORY STRUCTURE** | | | | | | | | |
| | | | | | | | | | |
| | **SUB-TOTAL** | | | | | | | | |
| | | | | | | | | | |
| 20.07 | **ELEVATORS, ESCALATORS** | | | | | | | | |
| | | | | | | | | | |
| | **SUB-TOTAL** | | | | | | | | |
| | | | | | TOTALS | **$ 65,471,000** | $ 19,641,300 | **TOTAL** | **$ 85,112,300** |
| | | | | | | | 30% | | |

DRAFT: For Deliberative Purposes Only

**Assumptions / Notes**

Corridor RTS Stations included in the estimate is as per the revised "Vault" Station Design which is approximately a 120' long station building with shallow foundations.
344th St Terminal RTS Station is assumed to be a single story structure at approximately 6000 SF with a café / coffee service area.
Dadeland Station renovation scope to be determinded. SF price allowance to be used until design is determined.

*Miami-Dade Department of Transporation and Public Works*

**South Corridor (20 Miles) Expansion Capital Cost - Bus Rapid Transit System**

**SCC 30 - SUPPORT FACILITIES: YARDS, SHOPS, ADMIN. BLDGS**

**July 9, 2018**

| ITEM No. | ITEM | UNIT | APPROX. QUANTITY | 2017 UNIT COST | BASE YEAR COST w/o contingency | TOTAL BASE YEAR cost w/o contingency | ALLOCATED CONTINGENCY | BASE YEAR $ w/ALLOCATED CONTINGENCY | BASE YEAR TOTAL COST |
|---|---|---|---|---|---|---|---|---|---|
| | | | | | | | | | |
| 30.01 | ADMINISTRATION BUILDING | | | | | | | | |
| | | | | | | | | | |
| | SUB-TOTAL | | | | | | | | |
| | | | | | | | | | |
| 30.02 | LIGHT MAINTENANCE FACILITY | | | | | | | | |
| | | | | | | | | | |
| | SUB-TOTAL | | | | | | | | |
| | | | | | | | | | |
| 30.03 | HEAVY MAINTENANCE FACILITY | | | | | | | | |
| | | | | | | | | | |
| | SUB-TOTAL | | | | | | | | |
| | | | | | | | | | |
| 30.04 | STORAGE OR MAINTENANCE OF WAY BUILDING | | | | | | | | |
| | | | | | | | | | |
| | SUB-TOTAL | | | | | | | | |
| | | | | | | | | | |
| 30.05 | YARD AND YARD TRACK | | | | | | | | |
| | | | | | | | | | |
| | | | | | | | | | |
| | | | | | TOTALS | $ - | $ - | TOTAL | $ - |
| | | | | | | | #DIV/0! | | |

**Assumptions / Notes**

No new Maintenance Facilities are included in the Estimate.

DRAFT: For Deliberative Purposes Only

*Miami-Dade Department of Transporation and Public Works*

**South Corridor (20 Miles) Expansion Capital Cost - Bus Rapid Transit System**

**SCC 40 - SITEWORK & SPECIAL CONDITIONS**

**July 9, 2018**

| ITEM No. | ITEM | UNIT | APPROX. QUANTITY | 2017 UNIT COST | BASE YEAR COST w/o contingency | TOTAL BASE YEAR cost w/o contingency | ALLOCATED CONTINGENCY | BASE YEAR $ w/ALLOCATED CONTINGENCY | BASE YEAR TOTAL COST |
|---|---|---|---|---|---|---|---|---|---|
| | | | | | | | | | |
| **40.01** | **DEMOLITION, CLEARING, EARTHWORK** | | | | | | | | |
| | Demo - Existing Bus Shelters | EA | 30 | $ 5,000.00 | $ 150,000 | | 30% | $ 195,000 | |
| | Demo - Roadway & Curbing at New Stations | SY | 66,667 | $ 20.00 | $ 1,333,333 | | 30% | $ 1,733,333 | |
| | Clear & Grub / Site Prep - New Station Areas | AC | 43.86 | $ 10,000.00 | $ 438,567 | | 30% | $ 570,138 | |
| | Excavation | CY | 35,650 | $ 15.00 | $ 534,750 | | 30% | $ 695,175 | |
| | Embankment | CY | 61,333 | $ 20.00 | $ 1,226,667 | | 30% | $ 1,594,667 | |
| | | | | | | | | | |
| | **SUB-TOTAL** | | | | | **$ 3,683,317** | | | **$ 4,788,313** |
| | | | | | | | | | |
| **40.02** | **UTILITIES & UTILITY RELOCATION** | | | | | | | | |
| | Drainage - Roadway Areas at New Stations | MI | 3 | $ 2,250,000.00 | $ 6,750,000 | | 30% | $ 8,775,000 | |
| | Lighting - Roadway Areas at New Stations | MI | 3 | $ 450,000.00 | $ 1,350,000 | | 30% | $ 1,755,000 | |
| | ROW Utilities Impacts - Roadway & New Station Areas (Allowance) | MI | 3 | $ 500,000.00 | $ 1,500,000 | | 30% | $ 1,950,000 | |
| | | | | | | | | | |
| | **SUB-TOTAL** | | | | | **$ 9,600,000** | | | **$ 12,480,000** |
| | | | | | | | | | |
| **40.03** | **HAZ. MAT'L, CONTAM'D SOIL REMOVAL/MITIGATION, GROUND WATER TRTMT** | | | | | | | | |
| | | | | | | | | | |
| | **SUB-TOTAL** | | | | | | | | |
| | | | | | | | | | |
| **40.04** | **ENVIRONMENTAL MITIGATION** | | | | | | | | |
| | | | | | | | | | |
| | **SUB-TOTAL** | | | | | | | | |
| | | | | | | | | | |
| **40.05** | **SITE STRUCTURES INCLUDING RETAINING WALLS, SOUND WALLS** | | | | | | | | |
| | | | | | | | | | |
| | **SUB-TOTAL** | | | | | | | | |
| | | | | | | | | | |
| **40.06** | **PEDESTRIAN / BIKE ACCESS AND ACCOMMODATION, LANDSCAPING** | | | | | | | | |
| | Corridor Security Fencing - Remove & Replace | LF | 105,600 | $ 48.50 | $ 5,121,600 | | 30% | $ 6,658,080 | |
| | Sodding - Disturbed Areas | SY | 93,867 | $ 3.00 | $ 281,600 | | 30% | $ 366,080 | |
| | | | | | | | | | |
| | **SUB-TOTAL** | | | | | **$ 5,403,200** | | | **$ 7,024,160** |
| | | | | | | | | | |
| **40.07** | **AUTOMOBILE, BUS, VAN ACCESSWAYS INCL ROADS, PARKING LOTS** | | | | | | | | |
| | **Busway Roadway Reconstruction at New RTS Stations** | | | | | | | | |
| | Type B Stabilization | SY | 111,040 | $ 3.00 | $ 333,120 | | 30% | $ 433,056 | |
| | Base Stone | SY | 111,040 | $ 16.00 | $ 1,776,640 | | 30% | $ 2,309,632 | |
| | Asphalt Milling | SY | 203,200 | $ 5.50 | $ 1,117,600 | | 30% | $ 1,452,880 | |
| | SuperPave Asphaltic Concrete | TN | 22,968 | $ 100.00 | $ 2,296,800 | | 30% | $ 2,985,840 | |
| | Aphaltic Concrete Friction Course | TN | 10,018 | $ 115.00 | $ 1,152,076 | | 30% | $ 1,497,698 | |
| | Curb & Gutter - Type E | LF | 2,520 | $ 14.50 | $ 36,540 | | 30% | $ 47,502 | |
| | Curb & Gutter - Type F | LF | 31,680 | $ 16.00 | $ 506,880 | | 30% | $ 658,944 | |
| | Pavement Markings | GM | 54 | $ 2,500.00 | $ 135,000 | | 30% | $ 175,500 | |
| | **Bicycle Path Reconstruction at New RTS Stations** | | | | | | | | |
| | Sub-base Stabilization | SY | 17,600 | $ 3.00 | $ 52,800 | | 30% | $ 68,640 | |
| | Base Stone | SY | 17,600 | $ 12.00 | $ 211,200 | | 30% | $ 274,560 | |
| | Asphaltic Concrete | TN | 1,914 | $ 90.00 | $ 172,260 | | 30% | $ 223,938 | |
| | **Bus Circulation Areas at New RTS Stations** | | | | | | | | |
| | Concrete Paving at Bus Stop Areas | SY | 5,440 | $ 90.00 | $ 489,600 | | 30% | $ 636,480 | |
| | **Park & Ride Facilities (Not Included)** | | | | | | | | |
| | SW 168th St Park & Ride Facility (Surface Parking) (NR per Revision) | LS | 0 | $ 1,000,000.00 | $ - | | 30% | $ - | |

DRAFT: for Deliberative Purposes Only

| ITEM No. | ITEM | UNIT | APPROX. QUANTITY | 2017 UNIT COST | BASE YEAR COST w/o contingency | TOTAL BASE YEAR cost w/o contingency | ALLOCATED CONTINGENCY | BASE YEAR $ w/ALLOCATED CONTINGENCY | BASE YEAR TOTAL COST |
|---|---|---|---|---|---|---|---|---|---|
| | SW 296th St Park & Ride Facility (Surface Parking) (NR per Revision) | LS | 0 | $ 1,430,000.00 | $ - | | 30% | $ - | |
| | SW 312th St Park & Ride Facility (Surface Parking) (NR per Revision) | LS | 0 | $ 1,073,000.00 | $ - | | 30% | $ - | |
| | SW 344th St Park & Ride Facility - Southern Terminus (Surface Parking) (NR per Revision) | LS | 0 | $ 1,914,611.00 | $ - | | 30% | $ - | |
| | | | | | | | | | |
| | **SUB-TOTAL** | | | | | **$ 8,280,516** | | | **$ 10,764,670** |
| | | | | | | | | | |
| **40.08** | **TEMPORARY FACILITIES AND OTHER INDIRECT COSTS DURING CONSTRUCTION** | | | | | | | | |
| | Mobilization (Approximately 10% of Construction Costs) | % | 10 | $ 1,255,624.23 | $ 12,556,242 | | 30% | $ 16,323,115 | |
| | Maintenance of Traffic (Approximately 4% of Construction Costs as per DTPW) | % | 4 | $ 1,255,624.23 | $ 5,022,497 | | 30% | $ 6,529,246 | |
| | **SUB-TOTAL** | | | | | **$ 17,578,739** | | | **$ 22,852,361** |
| | | | | | **TOTALS** | **$ 44,545,772** | **$ 13,363,732** | **TOTAL** | **$ 57,909,504** |
| | | | | | | | 30.0% | | |

**Assumptions / Notes**

Environmental Mitigation is not included.
No Landscaping Improvements are included corridor wide other than sodding disturbed areas.
No Roadway Reconstruction is included along the corridor except at new RTS Stations locations where the corridor will be re-constructed to accommodate these new stations.
No Bicycle Path Improvements are included along the corridor except at new RTS Stations locations where the corridor will be re-constructed to accommodate these new stations.
Existing Busway will be milled & resurfaced between Dadeland South Station and Carribean Blvd. No other sections of the existing busway will be resurfaced.
Concrete paving will only be at RTS Station bus drop-off / pick-up areas. Existing Stations and Busway / Secondary Street intersections will not have any new concrete pavement.
Estimate does not include any costs for Park & Ride Facilities along the corridor.

DRAFT: For Deliberative Purposes Only

*Miami-Dade Department of Transporation and Public Works*

**South Corridor (20 Miles) Expansion Capital Cost - Bus Rapid Transit System**

**SCC 50 - SYSTEMS**

**July 9, 2018**

| ITEM No. | ITEM | UNIT | APPROX. QUANTITY | 2017 UNIT COST | BASE YEAR COST w/o contingency | TOTAL BASE YEAR cost w/o contingency | ALLOCATED CONTINGENCY | BASE YEAR $ w/ALLOCATED CONTINGENCY | BASE YEAR TOTAL COST |
|---|---|---|---|---|---|---|---|---|---|
| **50.01** | **TRAIN CONTROL AND SIGNALS (Supply, Fabricate, Install, Test)** | | | | | | | | |
| | | | | | | | | | |
| | | | | | | | | | |
| | | | | | | | | | |
| **50.02** | **TRAFFIC SIGNALS AND CROSSING PROTECTION** | | | | | | | | |
| | **Vehicle Circulation** | | | | | | | | |
| | Signal and Intersection Modifications - Crossing Arms with Pre-emption | EA | 90 | $ 90,000.00 | $ 8,100,000 | | 30% | $ 10,530,000 | |
| | | | | | | | | | |
| | **SUB-TOTAL** | | | | | **$ 8,100,000** | | | **$ 10,530,000** |
| | | | | | | | | | |
| **50.03** | **TRACTION POWER SUPPLY: SUBSTATIONS (TPS)** | | | | | | | | |
| | | | | | | | | | |
| | **SUB-TOTAL** | | | | | | | | |
| | | | | | | | | | |
| **50.04** | **TRACTION POWER DISTRIBUTION: OVERHEAD CONTACT SYSTEM (OCS)** | | | | | | | | |
| | | | | | | | | | |
| | **SUB-TOTAL** | | | | | | | | |
| | | | | | | | | | |
| **50.05** | **COMMUNICATIONS** | | | | | | | | |
| | **Corridor Wide Fiber Optic Cable & Infrastructure** | | | | | | | | |
| | Fiber Optic Cable - Conduit - Directional Bore | LF | 105,600 | $ 30.00 | $ 3,168,000 | | 30% | $ 4,118,400 | |
| | Fiber Optic Cable - Conduit - Open Trench (incl. Stub-Outs at Existing Canopies) | LF | 12,000 | $ 10.00 | $ 120,000 | | 30% | $ 156,000 | |
| | Fiber Optic Cable - Splice Enclosures Incl. Splice Trays (Assume 6 Locations / Mile) | EA | 120 | $ 1,200.00 | $ 144,000 | | 30% | $ 187,200 | |
| | Fiber Optic Cable - Connections (Assume 6 Locations / Mile) | EA | 12,432 | $ 75.00 | $ 932,400 | | 30% | $ 1,212,120 | |
| | Fiber Optic Cable - Patch Panels (Assume 6 Locations / Mile) | EA | 120 | $ 2,000.00 | $ 240,000 | | 30% | $ 312,000 | |
| | Fiber Optic Cable - 96 Fiber (Assumed) | LF | 116,600 | $ 7.50 | $ 874,500 | | 30% | $ 1,136,850 | |
| | **Corridor Wide ITS Equipment & Signage** | | | | | | | | |
| | Corridor Wide Roadway CCTV Equipment - Poles / Cameras (Assume 2 Locations / Mile) | EA | 40 | $ 20,000.00 | $ 800,000 | | 30% | $ 1,040,000 | |
| | Corridor Wide Bluetooth Readers / Vehicle Detection Systems (Assume 2 Locations / Mile) | EA | 40 | $ 25,000.00 | $ 1,000,000 | | 30% | $ 1,300,000 | |
| | Corridor Wide ITS Cabinets | EA | 80 | $ 8,000.00 | $ 640,000 | | 30% | $ 832,000 | |
| | Corridor Wide ITS Equipment Electrical - Conduit - Directional Bore | EA | 105,600 | $ 30.00 | $ 3,168,000 | | 30% | $ 4,118,400 | |
| | Corridor Wide ITS Equipment Electrical - Conduit - Open Trench | EA | 10,560 | $ 10.00 | $ 105,600 | | 30% | $ 137,280 | |
| | Corridor Wide ITS Equipment Electrical - Conductors | EA | 348,480 | $ 3.00 | $ 1,045,440 | | 30% | $ 1,359,072 | |
| | Corridor Wide ITS Equipment Electrical - Load Centers | EA | 10 | $ 15,000.00 | $ 150,000 | | 30% | $ 195,000 | |
| | Corridor Wide ITS Equipment Electrical - UPS | EA | 10 | $ 7,500.00 | $ 75,000 | | 30% | $ 97,500 | |
| | Corridor Wide ITS Equipment Electrical - Generators (Assume 1 Every 2 Miles) | EA | 10 | $ 55,000.00 | $ 550,000 | | 30% | $ 715,000 | |
| | Corridor Wide ITS Direct Messaging Signs - Full Color (Assume 1 / Mile) | EA | 20 | $ 90,000.00 | $ 1,800,000 | | 30% | $ 2,340,000 | |
| | **Station Amenities Communications Equipment** | | | | | | | | |
| | Station Communications Equipment - Station & Canopies CCTV Equipment (Allowance) | LS | 1 | $ 1,000,000.00 | $ 1,000,000 | | 30% | $ 1,300,000 | |
| | Station Communications Equipment - Emergency Push-Buttons | EA | 66 | $ 1,500.00 | $ 99,000 | | 30% | $ 128,700 | |
| | Station Communications Equipment - Next Bus Messaging | EA | 66 | $ 10,000.00 | $ 660,000 | | 30% | $ 858,000 | |
| | | | | | | | | | |
| | Communications Equipment Spare Parts Allowance | % | 5 | $ 53,590.00 | $ 267,950 | | 30% | $ 348,335 | |
| | | | | | | | | | |
| | **SUB-TOTAL** | | | | | **$ 16,839,890** | 30.00% | | **$ 21,891,857** |
| **50.06** | **FARE COLLECTION SYSTEM AND EQUIPMENT** | | | | | | | | |
| | Ticket Vending Machines | EA | 58 | $ 75,000.00 | $ 4,350,000 | | 30% | $ 5,655,000 | |
| | Ticket Validators at Fare Gates (New RTS Stations Only) | EA | 26 | $ 40,000.00 | $ 1,040,000 | | 30% | $ 1,352,000 | |
| | Station Turnstiles (2 EA at 344th St Station, Costs incl. for RTS Stations in Station Est.) | EA | 0 | $ 10,000.00 | $ - | | 30% | $ - | |
| | Other Fare Collection Equipment (TBD) | LS | 1 | $ 500,000.00 | $ 500,000 | | 30% | $ 650,000 | |
| | | | | | | | | | |
| | Fare Collection Systems Spare Parts Allowance | % | 5 | $ 58,900.00 | $ 294,500 | | 30% | $ 382,850 | |
| | | | | | | | | | |
| | **SUB-TOTAL** | | | | | **$ 6,184,500** | | | **$ 8,039,850** |

Preliminary Deliberative Purposes Only

| ITEM No. | ITEM | UNIT | APPROX. QUANTITY | 2017 UNIT COST | BASE YEAR COST w/o contingency | TOTAL BASE YEAR cost w/o contingency | ALLOCATED CONTINGENCY | BASE YEAR $ w/ALLOCATED CONTINGENCY | BASE YEAR TOTAL COST |
|---|---|---|---|---|---|---|---|---|---|
| | | | | | | | | | |
| **50.07** | **OPERATIONS CONTROL CENTER** | | | | | | | | |
| | Dispatch Control Center - Software Modifications to Integrate New Systems (Allowance) | LS | 1 | $ 2,000,000.00 | $ 2,000,000 | | 30% | $ 2,600,000 | |
| | | | | | | | | | |
| | **SUB-TOTAL** | | | | | **$ 2,000,000** | | | **$ 2,600,000** |
| | | | | | TOTALS | **$ 33,124,390** | $ 9,937,317.00 | **TOTAL** | **$ 43,061,707** |
| | | | | | | | 30.0% | | |

**Assumptions / Notes**

Crossing arms cost includes pre-emption for traffic control, and includes just 1 arm in each direction of travel (2 per intersection). If pre-emption is not required there may be potential for some costt savings.
Relocation of existing intersection signals/signs is *not* included.
Dispatch Control Center Software Modifications Allowance Reduced to $2M (from $5M) per DTPW direction.

DRAFT: For Deliberative Purposes Only

*Miami-Dade Department of Transporation and Public Works*

**South Corridor (20 Miles) Expansion Capital Cost - Bus Rapid Transit System**

**SCC - 60 ROW, LAND, EXISTING IMPROVEMENTS**

**July 9, 2018**

| ITEM No. | ITEM | UNIT | APPROX. QUANTITY | 2017 UNIT COST | BASE YEAR COST w/o contingency | TOTAL BASE YEAR cost w/o contingency | ALLOCATED CONTINGENCY | BASE YEAR $ w/ALLOCATED CONTINGENCY | BASE YEAR TOTAL COST |
|---|---|---|---|---|---|---|---|---|---|
| | | | | | | | | | |
| **60.01** | **PURCHASE OR LEASE OF REAL ESTATE** | | | | | | | | |
| | ROW Allowance per DTPW | LS | 1 | $ 2,000,000.00 | $ 2,000,000 | | 0% | $ 2,000,000 | |
| | | | | | | | | | |
| | **SUB-TOTAL** | | | | | **$ 2,000,000** | | | **$ 2,000,000** |
| | | | | | | | | | |
| **60.02** | **RELOCATION OF EXISTING HOUSEHOLDS AND BUSINESSES - Open** | | | | | | | | |
| | **RELOCATION OF EXISTING HOUSEHOLDS AND BUSINESSES - Closed** | | | | | | | | |
| | | | | | | | | | |
| | **SUB-TOTAL** | | | | | **$ -** | | | |
| | | | | | TOTALS | **$ 2,000,000** | $ - | **TOTAL** | **$ 2,000,000** |
| | | | | | | | 0.000% | | |

**Assumptions / Notes**

DRAFT: For Deliberative Purposes Only

*Miami-Dade Department of Transporation and Public Works*

**South Corridor (20 Miles) Expansion Capital Cost - Bus Rapid Transit System**

**SCC 70 - VEHICLES**

**July 9, 2018**

| SCC No. | ITEM | UNIT | APPROX. QUANTITY | 2017 UNIT COST | BASE YEAR COST w/o contingency | TOTAL BASE YEAR cost w/o contingency | ALLOCATED CONTINGENCY See note 1 | BASE YEAR $ w/ALLOCATED CONTINGENCY | BASE YEAR TOTAL COST |
|---|---|---|---|---|---|---|---|---|---|
| 70.01 | LIGHT RAIL | | | | | | | | |
| | SUB-TOTAL | | | | | | | | |
| 70.02 | HEAVY RAIL | | | | | | | | |
| | SUB-TOTAL | | | | | | | | |
| 70.03 | VEHICLES | | | | | | | | |
| | SUB-TOTAL | | | | | | | | |
| 70.04 | BUS | | | | | | | | |
| | SUB-TOTAL | | | | | $ - | | | $ - |
| 70.05 | OTHER | | | | | | | | |
| | SUB-TOTAL | | | | | $ - | | | $ - |
| 70.06 | NON-REVENUE VEHICLES | | | | | | | | |
| | SUB-TOTAL | | | | | | | | |
| 70.07 | SPARE PARTS - Rail Vehicles | | | | | | | | |
| | SUB-TOTAL | | | | | $ - | | | $ - |
| | | | | | TOTALS | $ - | $ - | TOTAL | $ - |
| | | | | | | | #DIV/0! | | |

**Assumptions / Notes**

**No** RTS Vehicles or Charging Stations are included in this Estimate.

DRAFT: For Deliberative Purposes Only

*Miami-Dade Department of Transporation and Public Works*

**South Corridor (20 Miles) Expansion Capital Cost - Bus Rapid Transit System**

**SCC 80 - PROFESSIONAL SERVICES**

**July 9, 2018**

| ITEM No. | ITEM | UNIT | APPROX. QUANTITY | % COST OF CONSTRUCTION SECTIONS 10-50 | 2017 UNIT COST | BASE YEAR COST w/o contingency | TOTAL BASE YEAR cost w/o contingency | ALLOCATED CONTINGENCY | BASE YEAR $ w/ALLOCATED CONTINGENCY | BASE YEAR TOTAL COST |
|---|---|---|---|---|---|---|---|---|---|---|
| | | | | | | | | | | |
| **80.01** | **PROJECT DEVELOPMENT** | LS | 1 | 10% x Const. Total (10-50) | $ 14,314,116 | $ 14,314,116 | | 10% | $ 15,745,528 | |
| **80.02** | **ENGINEERING (N/A for Small Starts)** | LS | 1 | | $ - | $ - | | 10% | $ - | |
| **80.03** | **PROJECT MANAGEMENT FOR DESIGN AND CONSTRUCTION** | LS | 1 | 5% x Const. Total (10-50) | $ 7,157,058 | $ 7,157,058 | | 10% | $ 7,872,764 | |
| **80.04** | **CONSTRUCTION ADMINISTRATION AND MANAGEMENT** | LS | 1 | 10% x Const. Total (10-50) | $ 14,314,116 | $ 14,314,116 | | 10% | $ 15,745,528 | |
| **80.05** | **INSURANCE (liability insurance included in Engineering firm O/H)** | LS | 1 | | $ - | $ - | | 10% | $ 0 | |
| **80.06** | **LEGAL; PERMITS; REVIEW FEES** | LS | 1 | | $ 500,000 | $ 500,000 | | 10% | $ 550,000 | |
| **80.07** | **SURVEYS, TESTING, INVESTIGATION, INSPECTION** | LS | 1 | | $ - | $ - | | 10% | $ - | |
| **80.08** | **START-UP - 6 months testing (Not Included)** | LS | 1 | | $ 500,000 | $ 500,000 | | 10% | $ 550,000 | |
| | | | | | | | | | | |
| | | | | | | | **$ 36,785,291** | | | **$ 40,463,820** |
| | | | | | | TOTALS | **$ 36,785,291** | $ 3,678,529.16 | **TOTAL** | **$ 40,463,820** |
| | | | | | | | | 10.0% | | |

**Assumptions / Notes**

Item No. 80.03 is designated for DTPW Project Staff required to execute the Design & Construction of this Project.

Item No. 80.04 is designated for Consultant Project Staff required to execute the Design & Construction Management of this Project.

DRAFT: For Deliberative Purposes Only

# *Miami-Dade Department of Transporation and Public Works*

## South Corridor (20 Miles) Expansion Capital Cost - Heavy Rail Transit System

## Main Worksheet Build 2019 Opening Day Summary ($2017)

## "Infrastructure for 10 Minute Headway "

***used for Preliminary Estimate***

**July 9, 2018**

| FTA CATEGORY No. | DESCRIPTION | 2017 BASE YEAR COST W/O CONTINGENCY | 2017 ALLOCATED & Unallocated CONTINGENCY | | 2017 ESTIMATE WITH CONTINGENCY |
|---|---|---|---|---|---|
| 10 | GUIDEWAY AND TRACK ELEMENTS | $ 112,312,821 | $ 33,693,846 | 30.0% | $ 146,006,667 |
| 20 | STATIONS, STOPS, TERMINALS, INTERMODALS | $ 147,840,000 | $ 44,352,000 | 30.0% | $ 192,192,000 |
| 30 | SUPPORT FACILITIES: YARDS, SHOPS, ADMIN BLDGS | $ 2,986,940 | $ 896,082 | 30.0% | $ 3,883,022 |
| 40 | SITEWORK & SPECIAL CONDITIONS | $ 207,602,466 | $ 62,280,740 | 30.0% | $ 269,883,206 |
| 50 | SYSTEMS | $ 214,572,653 | $ 64,371,796 | 30.0% | $ 278,944,449 |
| | **CONSTRUCTION SUBTOTAL (10-50)** | **$ 685,314,880** | **$ 205,594,464** | **30.0%** | **$ 890,909,344** |
| 60 | RIGHT-OF-WAY, LAND, EXISTING IMPROVEMENTS | $ 10,000,000 | $ - | 0.0% | $ 10,000,000 |
| 70 | VEHICLES | $ 133,072,000 | $ 13,307,200 | 10.0% | $ 146,379,200 |
| 80 | PROFESSIONAL SERVICES | $ 196,314,741 | $ 19,631,474 | 10.0% | $ 215,946,215 |
| | **SUBTOTAL (SUM CATEGORIES 10-80)** | **$ 1,024,701,621** | **$ 238,533,138** | **23.28%** | **$ 1,263,234,759** |
| 90 | UNALLOCATED CONTINGENCY (% of Construction Base Cost) | | $ 68,531,488 | 10.00% | $ 68,531,488 |
| | **SUBTOTAL (SUM CATEGORIES 10-90)** | **$ 1,024,701,621** | **$ 307,064,626** | **29.97%** | **$ 1,331,766,247** |
| 100 | FINANCE CHARGES | | | | $ - |
| | **TOTAL** | **$ 1,024,701,621** | **$ 307,064,626** | **29.97%** | **$ 1,331,766,247** |
| | | | **Cost per Mile (Incl. HRT Vehicles) =** | | **$ 66,588,312** |
| | | | **Cost per Mile (Excl. HRT Vehicles) =** | | **$ 58,537,456** |

DRAFT: For Deliberative Purposes Only

**Assumptions**

See each SCC Section for specific assumptions.

**Legal Disclaimer:**

Estimates, opinions of probable construction or implementation costs, or economic analyses prepared by Engineer will represent its best judgment based on its experience and available information. The Client recognizes that Engineer has no control over costs of labor, materials, equipment or services furnished by others or over market conditions or contractors' methods of determining prices, and that any evaluation of a facility to be constructed or work to be performed is speculative. Accordingly, Engineer does not guarantee that proposals, bids or actual costs will not vary from opinions, evaluations included in this workbook submitted by Engineer.

*Miami-Dade Department of Transporation and Public Works*
**South Corridor (20 Miles) Expansion Capital Cost - Heavy Rail Transit System**
**SCC 10 - GUIDEWAY & TRACK ELEMENTS**
**July 9, 2018**

| ITEM No. | ITEM | UNIT | APPROX. QUANTITY | 2017 UNIT COST | BASE YEAR COST w/o contingency | TOTAL BASE YEAR cost w/o contingency | ALLOCATED CONTINGENCY | BASE YEAR $ w/ALLOCATED CONTINGENCY | BASE YEAR TOTAL COST |
|---|---|---|---|---|---|---|---|---|---|
| 10.01 | **GUIDEWAY: AT-GRADE EXCLUSIVE RIGHT-OF-WAY** | | | | | | | | |
| | Subgrade & Sub-ballast - 2 Tracks (Cost per Track Foot) | TF | 221,760 | $ 200.00 | $ 44,352,000 | | 30% | $ 57,657,600 | |
| | **SUB-TOTAL** | | | | | **$ 44,352,000** | | | **$ 57,657,600** |
| 10.02 | **GUIDEWAY: AT-GRADE SEMI-EXCLUSIVE** | | | | | | | | |
| | **SUB-TOTAL** | | | | | | | | |
| 10.03 | **GUIDEWAY: AT-GRADE IN MIXED TRAFFIC** | | | | | | | | |
| | **SUB-TOTAL** | | | | | | | | |
| 10.04 | **GUIDEWAY: AERIAL STRUCTURES** | | | | | | | | |
| | **Canal Crossings** | | | | | | | | |
| | Canal Crossings Bridge Replacements - 9 Locations | SF | 27,000 | $ 213.78 | $ 5,771,925 | | 30% | $ 7,503,503 | |
| | **Crash Walls** | | | | | | | | |
| | Crash Walls (SW 98th St and S. Dadeland Blvd.) | EA | 2 | $ 300,000 | $ 600,000 | | 30% | $ 780,000 | |
| | **SUB-TOTAL** | | | | | **$ 6,371,925.00** | | | **$ 8,283,502.50** |
| 10.05 | **GUIDEWAY: BUILT-UP FILL** | | | | | | | | |
| | **Retaining Wall Allowance For Grade Variations** | | | | | | | | |
| | Retaining walls - 10 ft high (3 ft above; 7 ft below) x 5,000 ft length | SF | 50,000 | $ 25 | $ 1,250,000 | | 30% | $1,625,000 | |
| | **SUB-TOTAL** | | | | | **$ 1,250,000** | | | **$ 1,625,000** |
| 10.06 | **GUIDEWAY: UNDERGROUND CUT & COVER** | | | | | | | | |
| | **SUB-TOTAL** | | | | | | | | |
| 10.07 | **GUIDEWAY: UNDERGROUND TUNNEL** | | | | | | | | |
| | **SUB-TOTAL** | | | | | | | | |
| 10.08 | **GUIDEWAY: RETAINED CUT OR FILL** | | | | | | | | |
| | **SUB-TOTAL** | | | | | | | | |
| 10.09 | **TRACK: DIRECT FIXATION** | | | | | | | | |
| | **SUB-TOTAL** | | | | | | | | |
| 10.10 | **TRACK: EMBEDDED** | | | | | | | | |
| | New RT Double Tracks - Embedded Track at Each Crossing (Cost per Track Foot) | TF | 7,200 | $ 1,400.00 | $ 10,080,000 | | 30% | $ 13,104,000 | |
| | **SUB-TOTAL** | | | | | **$ 10,080,000** | | | **$ 13,104,000** |
| 10.11 | **TRACK: BALLASTED** | | | | | | | | |
| | New HRT Double Tracks - Entire Corridor (Cost per Track Foot) | TF | 214,560 | $ 199.10 | $ 42,718,896 | | 30% | $ 55,534,565 | |
| | South Dadeland Station HRT Track Upgrades (Cost per Track Foot) | TF | 3,000 | $ 150.00 | $ 450,000 | | 30% | $ 585,000 | |

DRAFT: For Deliberative Purposes Only

| ITEM No. | ITEM | UNIT | APPROX. QUANTITY | 2017 UNIT COST | BASE YEAR COST w/o contingency | TOTAL BASE YEAR cost w/o contingency | ALLOCATED CONTINGENCY | BASE YEAR $ w/ALLOCATED CONTINGENCY | BASE YEAR TOTAL COST |
|---|---|---|---|---|---|---|---|---|---|
| | | | | | | | | | |
| | **SUB-TOTAL** | | | | | **$ 43,168,896** | | | **$ 56,119,565** |
| | | | | | | | | | |
| **10.12** | **TRACK: SPECIAL (SWITCHES, TURNOUTS)** | | | | | | | | |
| | #20 Crossovers, Incl. 5 Universal Crossovers | EA | 10 | $ 709,000 | $ 7,090,000 | | 30% | $ 9,217,000.00 | |
| | **SUB-TOTAL** | | | | | **$ 7,090,000** | | | **$ 9,217,000** |
| | | | | | | | | | |
| **10.13** | **TRACK: VIBRATION & NOISE DAMPENING** | | | | | | | | |
| | | | | | | | | | |
| | **SUB-TOTAL** | | | | | | | | |
| | | | | | TOTALS | **$ 112,312,821** | $ 33,693,846 | **TOTAL** | **$ 146,006,667** |
| | | | | | | | 30.0% | | |

**Assumptions / Notes**

All existing canal crossing bridges are assumed to be remaining in place. A 2nd bridge will be added at each canal crossing to accommodate the roadway for Emergency Vehicles.
Pricing includes 1 mile of additonal track at southern terminus to account for additional tail track modifications required.

DRAFT: For Deliberative Purposes Only

*Miami-Dade Department of Transporation and Public Works*

**South Corridor (20 Miles) Expansion Capital Cost - Heavy Rail Transit System**

**SCC - 20 STATIONS, STOPS, TERMINALS, INTERMODAL**

**July 9, 2018**

| ITEM No. | ITEM | UNIT | APPROX. QUANTITY | 2017 UNIT COST | BASE YEAR COST w/o contingency | TOTAL BASE YEAR cost w/o contingency | ALLOCATED CONTINGENCY | BASE YEAR $ w/ALLOCATED CONTINGENCY | BASE YEAR TOTAL COST |
|---|---|---|---|---|---|---|---|---|---|
| | | | | | | | | | |
| 20.01 | **AT-GRADE STATION, STOP, SHELTER, MALL, TERMINAL, PLATFORM** | | | | | | | | |
| | **New Stations** | | | | | | | | |
| | HRT "Vault" Station | EA | 14 | $ 10,500,000.00 | $ 147,000,000 | | 30% | $ 191,100,000 | |
| | Sidewalks / Ramps to Stations incl. Hardscape | SF | 42000 | $ 20.00 | $ 840,000 | | 30% | $ 1,092,000 | |
| | **SUB-TOTAL** | | | | | **$ 147,840,000** | | | **$ 192,192,000** |
| | | | | | | | | | |
| 20.02 | **AERIAL STATION, STOP, SHELTER, MALL, TERMINAL, PLATFORM** | | | | | | | | |
| | | | | | | | | | |
| | **SUB-TOTAL** | | | | | | | | |
| | | | | | | | | | |
| 20.03 | **UNDERGROUND STATION, STOP, SHELTER, MALL, TERMINAL, PLATFORM** | | | | | | | | |
| | | | | | | | | | |
| | **SUB-TOTAL** | | | | | | | | |
| | | | | | | | | | |
| 20.04 | **OTHER STATIONS, LANDINGS, TERMINALS: INTERMODAL, FERRY, TROLLEY, ETC.** | | | | | | | | |
| | | | | | | | | | |
| | **SUB-TOTAL** | | | | | | | | |
| | | | | | | | | | |
| 20.05 | **JOINT DEVELOPMENT** | | | | | | | | |
| | | | | | | | | | |
| | **SUB-TOTAL** | | | | | | | | |
| | | | | | | | | | |
| 20.06 | **AUTOMOBILE PARKING MULTI-STORY STRUCTURE** | | | | | | | | |
| | | | | | | | | | |
| | **SUB-TOTAL** | | | | | | | | |
| | | | | | | | | | |
| 20.07 | **ELEVATORS, ESCALATORS** | | | | | | | | |
| | | | | | | | | | |
| | **SUB-TOTAL** | | | | | | | | |
| | | | | | TOTALS | **$ 147,840,000** | $ 44,352,000 | **TOTAL** | **$ 192,192,000** |
| | | | | | | | 30% | | |

**Assumptions / Notes**

Corridor HRT Stations at grade are based on the "Vault" Station provided in Renderings, and assumed to have shallow foundations.

344th St Terminal RTS Station is assumed to be similar to the Corridor HRT Stations.

DRAFT: For Deliberative Purposes Only

*Miami-Dade Department of Transporation and Public Works*
**South Corridor (20 Miles) Expansion Capital Cost - Heavy Rail Transit System**
**SCC 30 - SUPPORT FACILITIES: YARDS, SHOPS, ADMIN. BLDGS**
**July 9, 2018**

| ITEM No. | ITEM | UNIT | APPROX. QUANTITY | 2017 UNIT COST | BASE YEAR COST w/o contingency | TOTAL BASE YEAR cost w/o contingency | ALLOCATED CONTINGENCY | BASE YEAR $ w/ALLOCATED CONTINGENCY | BASE YEAR TOTAL COST |
|---|---|---|---|---|---|---|---|---|---|
| | | | | | | | | | |
| **30.01** | **ADMINISTRATION BUILDING** | | | | | | | | |
| | | | | | | | | | |
| | **SUB-TOTAL** | | | | | | | | |
| | | | | | | | | | |
| **30.02** | **LIGHT MAINTENANCE FACILITY** | | | | | | | | |
| | | | | | | | | | |
| | **SUB-TOTAL** | | | | | | | | |
| | | | | | | | | | |
| **30.03** | **HEAVY MAINTENANCE FACILITY** | | | | | | | | |
| | | | | | | | | | |
| | **SUB-TOTAL** | | | | | | | | |
| | | | | | | | | | |
| **30.04** | **STORAGE OR MAINTENANCE OF WAY BUILDING** | | | | | | | | |
| | | | | | | | | | |
| | **SUB-TOTAL** | | | | | | | | |
| | | | | | | | | | |
| **30.05** | **YARD AND YARD TRACK** | | | | | | | | |
| | **Rail Track at Florida City** | | | | | | | | |
| | New Track Structure - Storage Tracks & Yard Entrances | TF | 3,400 | $ 399.10 | $ 1,356,940 | | 30% | $ 1,764,022 | |
| | #10 Turnouts | EA | 4 | $ 220,000.00 | $ 880,000 | | 30% | $ 1,144,000 | |
| | Excavation, Grading, Yard Drainage, Environmental Allowance | LS | 1 | $ 250,000.00 | $ 250,000 | | 30% | $ 325,000 | |
| | End of Line Facility (includes surface improvements only) | LS | 1 | $ 500,000.00 | $ 500,000 | | 30% | $ 650,000 | |
| | | | | | | | | | |
| | | | | | | **$ 2,986,940** | | | **$ 3,883,022** |
| | | | | | TOTALS | **$ 2,986,940** | **$ 896,082** | **TOTAL** | **$ 3,883,022** |
| | | | | | | | 30.0% | | |

**Assumptions / Notes**
Project assumes no new Vehicle Maintenance Facilities.

DRAFT: For Deliberative Purposes Only

*Miami-Dade Department of Transporation and Public Works*

**South Corridor (20 Miles) Expansion Capital Cost - Heavy Rail Transit System**

**SCC 40 - SITEWORK & SPECIAL CONDITIONS**

**July 9, 2018**

| ITEM No. | ITEM | UNIT | APPROX. QUANTITY | 2017 UNIT COST | BASE YEAR COST w/o contingency | TOTAL BASE YEAR cost w/o contingency | ALLOCATED CONTINGENCY | BASE YEAR $ w/ALLOCATED CONTINGENCY | BASE YEAR TOTAL COST |
|---|---|---|---|---|---|---|---|---|---|
| | | | | | | | | | |
| **40.01** | **DEMOLITION, CLEARING, EARTHWORK** | | | | | | | | |
| | Demo - Existing Bus Shelters | EA | 60 | $ 5,000.00 | $ 300,000 | | 30% | $ 390,000 | |
| | Demo - Roadway & Curbing - Entire South Corridor | SY | 586,667 | $ 20.00 | $ 11,733,333 | | 30% | $ 15,253,333 | |
| | Clear & Grub / Site Prep - Entire South Corridor | AC | 242.42 | $ 10,000.00 | $ 2,424,242 | | 30% | $ 3,151,515 | |
| | Clear & Grub / Site Prep - New Yard Track Area | AC | 4.00 | $ 20,000.00 | $ 80,000 | | 30% | $ 104,000 | |
| | Excavation for New Construction - Entire South Corridor | CY | 189,965 | $ 15.00 | $ 2,849,470 | | 30% | $ 3,704,311 | |
| | Embankment for New Construction - Entire South Corridor | CY | 575,716 | $ 20.00 | $ 11,514,311 | | 30% | $ 14,968,604 | |
| | | | | | | | | | |
| | **SUB-TOTAL** | | | | | **$ 29,387,357** | | | **$ 38,203,564** |
| | | | | | | | | | |
| **40.02** | **UTILITIES & UTILITY RELOCATION** | | | | | | | | |
| | New Drainage System - Entire South Corridor | MI | 20 | $ 1,150,000.00 | $ 23,000,000 | | 30% | $ 29,900,000 | |
| | New Lighting - Entire South Corridor | MI | 20 | $ 500,000.00 | $ 10,000,000 | | 30% | $ 13,000,000 | |
| | ROW Utilities Impacts - Roadway & New Station Areas (Allowance) | MI | 20 | $ 1,000,000.00 | $ 20,000,000 | | 30% | $ 26,000,000 | |
| | | | | | | | | | |
| | **SUB-TOTAL** | | | | | **$ 53,000,000** | | | **$ 68,900,000** |
| | | | | | | | | | |
| **40.03** | **HAZ. MAT'L, CONTAM'D SOIL REMOVAL/MITIGATION, GROUND WATER TRTMT** | | | | | | | | |
| | | | | | | | | | |
| | **SUB-TOTAL** | | | | | | | | |
| | | | | | | | | | |
| **40.04** | **ENVIRONMENTAL MITIGATION** | | | | | | | | |
| | | | | | | | | | |
| | **SUB-TOTAL** | | | | | | | | |
| | | | | | | | | | |
| **40.05** | **SITE STRUCTURES INCLUDING RETAINING WALLS, SOUND WALLS** | | | | | | | | |
| | Sound Walls (Assumed for 75% of the Corridor) | SF | 1,267,200 | $ 30.00 | $ 38,016,000 | | 30% | $ 49,420,800 | |
| | | | | | | | | | |
| | **SUB-TOTAL** | | | | | **$ 38,016,000** | | | **$ 49,420,800** |
| | | | | | | | | | |
| **40.06** | **PEDESTRIAN / BIKE ACCESS AND ACCOMMODATION, LANDSCAPING** | | | | | | | | |
| | Corridor Security Fencing - Remove & Replace Existing | LF | 105,600 | $ 48.50 | $ 5,121,600 | | 30% | $ 6,658,080 | |
| | Corridor Security Fencing - New Perimeter Fencing | LF | 105,600 | $ 45.00 | $ 4,752,000 | | 30% | $ 6,177,600 | |
| | Sodding - Disturbed Areas | SY | 93,867 | $ 3.00 | $ 281,600 | | 30% | $ 366,080 | |
| | | | | | | | | | |
| | **SUB-TOTAL** | | | | | **$ 10,155,200** | | | **$ 13,201,760** |
| | | | | | | | | | |
| **40.07** | **AUTOMOBILE, BUS, VAN ACCESSWAYS INCL ROADS, PARKING LOTS** | | | | | | | | |
| | **New Emergency Vehicle Service Road** | | | | | | | | |
| | Type B Stabilization | SY | 281,600 | $ 3.00 | $ 844,800 | | 30% | $ 1,098,240 | |
| | Base Stone | SY | 281,600 | $ 16.00 | $ 4,505,600 | | 30% | $ 5,857,280 | |
| | SuperPave Asphaltic Concrete | TN | 61,248 | $ 100.00 | $ 6,124,800 | | 30% | $ 7,962,240 | |
| | Aphaltic Concrete Friction Course | TN | 11,484 | $ 115.00 | $ 1,320,660 | | 30% | $ 1,716,858 | |
| | Curb & Gutter - Type F | LF | 211,200 | $ 16.00 | $ 3,379,200 | | 30% | $ 4,392,960 | |
| | Pavement Markings | GM | 60 | $ 2,500.00 | $ 150,000 | | 30% | $ 195,000 | |
| | **Bicycle Path Reconstruction** | | | | | | | | |
| | Sub-base Stabilization | SY | 117,333 | $ 3.00 | $ 352,000 | | 30% | $ 457,600 | |
| | Base Stone | SY | 117,333 | $ 12.00 | $ 1,408,000 | | 30% | $ 1,830,400 | |
| | Asphaltic Concrete | TN | 12,760 | $ 90.00 | $ 1,148,400 | | 30% | $ 1,492,920 | |
| | **Park & Ride Facilities** | | | | | | | | |
| | SW 168th St Park & Ride Facility (Parking Garage) (NR per Revision) | LS | 0 | $ 4,290,000.00 | $ - | | 30% | $ - | |
| | SW 296th St Park & Ride Facility (Surface Parking) (NR per Revision) | LS | 0 | $ 1,430,000.00 | $ - | | 30% | $ - | |

DRAFT - For Deliberative Purposes Only

| ITEM No. | ITEM | UNIT | APPROX. QUANTITY | 2017 UNIT COST | BASE YEAR COST w/o contingency | TOTAL BASE YEAR cost w/o contingency | ALLOCATED CONTINGENCY | BASE YEAR $ w/ALLOCATED CONTINGENCY | BASE YEAR TOTAL COST |
|---|---|---|---|---|---|---|---|---|---|
| | SW 312th St Park & Ride Facility (Surface Parking) (NR per Revision) | LS | 0 | $ 1,073,000.00 | $ - | | 30% | $ - | |
| | SW 344th St Park & Ride Facility - Southern Terminus (Surface Parking) (NR per Revision) | LS | 0 | $ 1,914,611.00 | $ - | | 30% | $ - | |
| | | | | | | | | | |
| | **SUB-TOTAL** | | | | | **$ 19,233,460** | | | **$ 25,003,498** |
| | | | | | | | | | |
| **40.08** | **TEMPORARY FACILITIES AND OTHER INDIRECT COSTS DURING CONSTRUCTION** | | | | | | | | |
| | Mobilization (Approximately 10% of Construction Costs) | % | 10 | $ 4,129,317.78 | $ 41,293,178 | | 30% | $ 53,681,131 | |
| | Maintenance of Traffic (Approximately 4% of Construction Costs as per DTPW) | % | 4 | $ 4,129,317.78 | $ 16,517,271 | | 30% | $ 21,472,452 | |
| | **SUB-TOTAL** | | | | | **$ 57,810,449** | | | **$ 75,153,584** |
| | | | | | **TOTALS** | **$ 207,602,466** | **$ 62,280,740** | **TOTAL** | **$ 269,883,206** |
| | | | | | | | 30.0% | | |

**Assumptions / Notes**

Environmental Mitigation is not included.
No Landscaping Improvements are included corridor wide other than sodding disturbed areas.
Relocation of existing intersection signals/signs is not included.
MOT cost assumes once busway demolition begins, the busway will be closed to all traffic.

DRAFT: For Deliberative Purposes Only

*Miami-Dade Department of Transporation and Public Works*
**South Corridor (20 Miles) Expansion Capital Cost - Heavy Rail Transit System**
**SCC 40 - SITEWORK & SPECIAL CONDITIONS**
**July 9, 2018**

| ITEM No. | ITEM | UNIT | APPROX. QUANTITY | 2017 UNIT COST | BASE YEAR COST w/o contingency | TOTAL BASE YEAR cost w/o contingency | ALLOCATED CONTINGENCY | BASE YEAR $ w/ALLOCATED CONTINGENCY | BASE YEAR TOTAL COST |
|---|---|---|---|---|---|---|---|---|---|
| **50.01** | **TRAIN CONTROL AND SIGNALS (Supply, Fabricate, Install, Test)** | | | | | | | | |
| | Automatic Block Signals (1 per 1-1/2 Miles); incl. Switch Machines | EA | 14 | $ 1,750,000.00 | $ 24,500,000 | | 30% | $ 31,850,000 | |
| | Block & Track Circuits (Entire Corridor & to Maintenance Facility) | LF | 121,440 | $ 90.00 | $ 10,929,600 | | 30% | $ 14,208,480 | |
| | Spare Parts (5% of required equipment) | % | 5 | $ 354,296.00 | $ 1,771,480 | | 30% | $ 2,302,924 | |
| | | | | | | **$ 37,201,080** | | | **$ 48,361,404** |
| **50.02** | **TRAFFIC SIGNALS AND CROSSING PROTECTION** | | | | | | | | |
| | Signal & Intersection Modifications - Crossing Arms with Pre-emption (4 per Intersection) | EA | 180 | $ 90,000.00 | $ 16,200,000 | | 30% | $ 21,060,000 | |
| | **SUB-TOTAL** | | | | | **$ 16,200,000** | | | **$ 21,060,000** |
| **50.03** | **TRACTION POWER SUPPLY: SUBSTATIONS (TPS)** | | | | | | | | |
| | 1.5 MW Prefabricated Traction Power Substation (TPSS) | EA | 15 | $ 3,400,000.00 | $ 51,000,000 | | 30% | $ 66,300,000 | |
| | Ground Grid / Ductbank / Manholes / Feeders Between Stations | MI | 20 | $ 1,050,000.00 | $ 21,000,000 | | 30% | $ 27,300,000 | |
| | Spare Parts Allowance | % | 5 | $ 720,000.00 | $ 3,600,000 | | 30% | $ 4,680,000 | |
| | Testing and Acceptance | % | 1 | $ 720,000.00 | $ 720,000 | | 30% | $ 936,000 | |
| | **SUB-TOTAL** | | | | | **$ 76,320,000** | | | **$ 99,216,000** |
| **50.04** | **TRACTION POWER DISTRIBUTION: OVERHEAD CONTACT SYSTEM (OCS)** | | | | | | | | |
| | Wide Flange Poles; incl. Foundations | EA | 975 | $ 15,000.00 | $ 14,625,000 | | 30% | $ 19,012,500 | |
| | Down Guy Anchor, Incl. Foundations | EA | 390 | $ 8,000.00 | $ 3,120,000 | | 30% | $ 4,056,000 | |
| | Anchors (Fixed Termination; MW+CW, Balance Weight, Midpoint) | EA | 270 | $ 10,250.00 | $ 2,767,500 | | 30% | $ 3,597,750 | |
| | Cantilevers (All Types) | EA | 1,250 | $ 6,000.00 | $ 7,500,000 | | 30% | $ 9,750,000 | |
| | Overhead Contact System Assemblies | EA | 1,250 | $ 3,500.00 | $ 4,375,000 | | 30% | $ 5,687,500 | |
| | OCS Pole Mounted Disconnect Switches (2 per Substation) | EA | 30 | $ 15,000.00 | $ 450,000 | | 30% | $ 585,000 | |
| | OCS Conductors - Messenger Wire (Entire Corridor) | LF | 216,480 | $ 50.00 | $ 10,824,000 | | 30% | $ 14,071,200 | |
| | OCS Conductors - Contact Wire (Entire Corridor & to Maintenance Facility) | LF | 216,480 | $ 30.00 | $ 6,494,400 | | 30% | $ 8,442,720 | |
| | Grounding and Bonding (Entire Corridor & to Maintenance Facility) | LF | 216,480 | $ 3.38 | $ 731,702 | | 30% | $ 951,213 | |
| | OCS Additional Hardware & Feeders (Allowance) | LS | 1 | $ 1,500,000.00 | $ 1,500,000 | | 30% | $ 1,950,000 | |
| | Vehicle Maintenance Yard Catenary System (Use Existing Facility & Systems) | LS | 0 | $ 12,438,760.24 | $ - | | 30% | $ - | |
| | Signage | LF | 211,200 | $ 3.48 | $ 734,976 | | 30% | $ 955,469 | |
| | Spare Parts Allowance | % | 5 | $ 531,225.78 | $ 2,656,129 | | 30% | $ 3,452,968 | |
| | Testing and Acceptance | % | 1 | $ 531,225.78 | $ 531,226 | | 30% | $ 690,594 | |
| | **SUB-TOTAL** | | | | | **$ 56,309,933** | | | **$ 73,202,913** |
| **50.05** | **COMMUNICATIONS** | | | | | | | | |
| | **Corridor Wide Fiber Optic Cable & Infrastructure** | | | | | | | | |
| | Fiber Optic Cable - Conduit - Directional Bore | LF | 105,600 | $ 30.00 | $ 3,168,000 | | 30% | $ 4,118,400 | |
| | Fiber Optic Cable - Conduit - Open Trench | LF | 12,000 | $ 10.00 | $ 120,000 | | 30% | $ 156,000 | |
| | Fiber Optic Cable - Splice Enclosures Incl. Splice Trays (Assume 2 Locations / Mile) | EA | 40 | $ 1,200.00 | $ 48,000 | | 30% | $ 62,400 | |
| | Fiber Optic Cable - Connections (Assume 10 Connections / Station) | EA | 8,520 | $ 75.00 | $ 639,000 | | 30% | $ 830,700 | |
| | Fiber Optic Cable - Patch Panels (Assume 10 Panels / Station) | EA | 140 | $ 2,000.00 | $ 280,000 | | 30% | $ 364,000 | |
| | Fiber Optic Cable - 96 Fiber (Assumed) | LF | 116,600 | $ 7.50 | $ 874,500 | | 30% | $ 1,136,850 | |
| | **Corridor Wide Communications Equipment & Signage** | | | | | | | | |

DRAFT - Not Deliberative Purposes Only

| ITEM No. | ITEM | UNIT | APPROX. QUANTITY | 2017 UNIT COST | BASE YEAR COST w/o contingency | TOTAL BASE YEAR cost w/o contingency | ALLOCATED CONTINGENCY | BASE YEAR $ w/ALLOCATED CONTINGENCY | BASE YEAR TOTAL COST |
|---|---|---|---|---|---|---|---|---|---|
| | Corridor Wide CCTV Equipment - Poles / Cameras (Assume 2 Locations / Mile) | EA | 40 | $ 20,000.00 | $ 800,000 | | 30% | $ 1,040,000 | |
| | Corridor Wide Communications Equipment Electrical - Conduit - Directional Bore | EA | 105,600 | $ 30.00 | $ 3,168,000 | | 30% | $ 4,118,400 | |
| | Corridor Wide Communications Equipment Electrical - Conduit - Open Trench | EA | 10,560 | $ 10.00 | $ 105,600 | | 30% | $ 137,280 | |
| | Corridor Wide Communications Equipment Electrical - Conductors | EA | 348,480 | $ 3.00 | $ 1,045,440 | | 30% | $ 1,359,072 | |
| | Corridor Wide Communications Equipment Electrical - Load Centers | EA | 10 | $ 15,000.00 | $ 150,000 | | 30% | $ 195,000 | |
| | Corridor Wide Communications Equipment Electrical - UPS | EA | 10 | $ 7,500.00 | $ 75,000 | | 30% | $ 97,500 | |
| | Corridor Wide Communications Equipment Electrical - Generators (Assume 1 Every 2 Miles) | EA | 10 | $ 55,000.00 | $ 550,000 | | 30% | $ 715,000 | |
| | Corridor Wide Communications Direct Messaging Signs - Full Color (Assume 1 / Mile) | EA | 20 | $ 90,000.00 | $ 1,800,000 | | 30% | $ 2,340,000 | |
| | Corridor Wide Communications - Other Signs | LS | 1 | $ 1,000,000.00 | $ 1,000,000 | | 30% | $ 1,300,000 | |
| | **Station Amenities Communications Equipment** | | | | | | | | |
| | Station Communications Equipment - Station CCTV Equipment (Allowance) | LS | 1 | $ 1,000,000.00 | $ 1,000,000 | | 30% | $ 1,300,000 | |
| | Station Communications Equipment - Emergency Push-Buttons | EA | 28 | $ 1,500.00 | $ 42,000 | | 30% | $ 54,600 | |
| | Station Communications Equipment - Train Messaging | EA | 28 | $ 10,000.00 | $ 280,000 | | 30% | $ 364,000 | |
| | | | | | | | | | |
| | Communications Equipment Spare Parts Allowance | % | 5 | $ 39,220.00 | $ 196,100 | | 30% | $ 254,930 | |
| | | | | | | | | | |
| | **SUB-TOTAL** | | | | | **$ 15,341,640** | 30.00% | | **$ 19,944,132** |
| **50.06** | **FARE COLLECTION SYSTEM AND EQUIPMENT** | | | | | | | | |
| | Ticket Vending Machines (2 EA Per Station) | EA | 28 | $ 75,000.00 | $ 2,100,000 | | 30% | $ 2,730,000 | |
| | Ticket Validators at Fare Gates (2 EA Per Station) | EA | 28 | $ 40,000.00 | $ 1,120,000 | | 30% | $ 1,456,000 | |
| | Station Turnstiles (2 EA Per Station) | EA | 28 | $ 10,000.00 | $ 280,000 | | 30% | $ 364,000 | |
| | Other Fare Collection Equipment (TBD) | LS | 1 | $ 500,000.00 | $ 500,000 | | 30% | $ 650,000 | |
| | | | | | | | | | |
| | Fare Collection Systems Spare Parts Allowance | % | 5 | $ 40,000.00 | $ 200,000 | | 30% | $ 260,000 | |
| | | | | | | | | | |
| | **SUB-TOTAL** | | | | | **$ 4,200,000** | | | **$ 5,460,000** |
| | | | | | | | | | |
| **50.07** | **OPERATIONS CONTROL CENTER** | | | | | | | | |
| | Dispatch Control Center - Software Modifications to Integrate New Systems (Allowance) | LS | 1 | $ 5,000,000.00 | $ 5,000,000 | | 30% | $ 6,500,000 | |
| | SCADA / Communication System for Traction Power - Hardware & Software (Allowance) | LS | 1 | $ 4,000,000.00 | $ 4,000,000 | | 30% | $ 5,200,000 | |
| | | | | | | | | | |
| | **SUB-TOTAL** | | | | | **$ 9,000,000** | | | **$ 11,700,000** |
| | | | | | TOTALS | **$ 214,572,653** | $ 64,371,795.93 | **TOTAL** | **$ 278,944,449** |
| | | | | | | | 30.0% | | |

**Assumptions / Notes**
Traction Power & TPSS costs may vary depending on the final vehicle type selected.

DRAFT: For Deliberative Purposes Only

*Miami-Dade Department of Transporation and Public Works*

**South Corridor (20 Miles) Expansion Capital Cost - Heavy Rail Transit System**

**SCC - 60 ROW, LAND, EXISTING IMPROVEMENTS**

**July 9, 2018**

| ITEM No. | ITEM | UNIT | APPROX. QUANTITY | 2017 UNIT COST | BASE YEAR COST w/o contingency | TOTAL BASE YEAR cost w/o contingency | ALLOCATED CONTINGENCY | BASE YEAR $ w/ALLOCATED CONTINGENCY | BASE YEAR TOTAL COST |
|---|---|---|---|---|---|---|---|---|---|
| | | | | | | | | | |
| **60.01** | **PURCHASE OR LEASE OF REAL ESTATE** | | | | | | | | |
| | ROW Allowance per DTPW | LS | 1 | $ 10,000,000.00 | $ 10,000,000 | | 0% | $ 10,000,000 | |
| | | | | | | | | | |
| | **SUB-TOTAL** | | | | | **$ 10,000,000** | | | **$ 10,000,000** |
| | | | | | | | | | |
| **60.02** | **RELOCATION OF EXISTING HOUSEHOLDS AND BUSINESSES - Open** | | | | | | | | |
| | **RELOCATION OF EXISTING HOUSEHOLDS AND BUSINESSES - Closed** | | | | | | | | |
| | | | | | | | | | |
| | **SUB-TOTAL** | | | | | **$ -** | | | |
| | | | | | TOTALS | **$ 10,000,000** | $ - | **TOTAL** | **$ 10,000,000** |
| | | | | | | | 0.000% | | |

**Assumptions / Notes**

ROW costs are for the purchase of land for Park & Ride Facilities only.

DRAFT: For Deliberative Purposes Only

*Miami-Dade Department of Transporation and Public Works*

**South Corridor (20 Miles) Expansion Capital Cost - Heavy Rail Transit System**

**SCC 70 - VEHICLES**

**July 9, 2018**

| SCC No. | ITEM | UNIT | APPROX. QUANTITY | 2017 UNIT COST | BASE YEAR COST w/o contingency | TOTAL BASE YEAR cost w/o contingency | ALLOCATED CONTINGENCY See note 1 | BASE YEAR $ w/ALLOCATED CONTINGENCY | BASE YEAR TOTAL COST |
|---|---|---|---|---|---|---|---|---|---|
| | | | | | | | | | |
| 70.01 | LIGHT RAIL | | | | | | | | |
| | | | | | | | | | |
| | SUB-TOTAL | | | | | | | | |
| | | | | | | | | | |
| 70.02 | HEAVY RAIL | | | | | | | | |
| | | | | | | | | | |
| | SUB-TOTAL | | | | | | | | |
| | | | | | | | | | |
| 70.03 | VEHICLES | | | | | | | | |
| | HRT Vehicles | EA | 32 | $ 3,850,000.00 | $ 123,200,000 | | 10.0% | $ 135,520,000 | |
| | Retrofit Existing Fleet to Pantograph/OH Catenary System (Allowance) | EA | 72 | $ 120,000.00 | $ 8,640,000 | | 10.0% | $ 9,504,000 | |
| | Agency Inspection | % | 1 | $ 1,232,000.00 | $ 1,232,000 | | 10.0% | $ 1,355,200 | |
| | | | | | | | | | |
| | SUB-TOTAL | | | | | $ 133,072,000 | | | $ 146,379,200 |
| | | | | | | | | | |
| 70.04 | BUS | | | | | | | | |
| | | | | | | | | | |
| | SUB-TOTAL | | | | | $ - | | | $ - |
| | | | | | | | | | |
| 70.05 | OTHER | | | | | | | | |
| | | | | | | | | | |
| | SUB-TOTAL | | | | | $ - | | | $ - |
| | | | | | | | | | |
| 70.06 | NON-REVENUE VEHICLES | | | | | | | | |
| | | | | | | | | | |
| | SUB-TOTAL | | | | | | | | |
| | | | | | | | | | |
| 70.07 | SPARE PARTS - Rail Vehicles | | | | | | | | |
| | | | | | | | | | |
| | SUB-TOTAL | | | | | $ - | | | $ - |
| | | | | | TOTALS | $ 133,072,000.00 | $ 13,307,200.00 | TOTAL | $ 146,379,200.00 |
| | | | | | | | 10.0% | | |

**Assumptions / Notes**

DRAFT: For Deliberative Purposes Only

*Miami-Dade Department of Transporation and Public Works*
**South Corridor (20 Miles) Expansion Capital Cost - Heavy Rail Transit System**
**SCC 80 - PROFESSIONAL SERVICES**
**July 9, 2018**

| ITEM No. | ITEM | UNIT | APPROX. QUANTITY | % COST OF CONSTRUCTION SECTIONS 10-50 | 2017 UNIT COST | BASE YEAR COST w/o contingency | TOTAL BASE YEAR cost w/o contingency | ALLOCATED CONTINGENCY | BASE YEAR $ w/ALLOCATED CONTINGENCY | BASE YEAR TOTAL COST |
|---|---|---|---|---|---|---|---|---|---|---|
| | | | | | | | | | | |
| **80.01** | **PROJECT DEVELOPMENT** | LS | 1 | 4% x Const. Total (10-50) | $ 27,412,595 | $ 27,412,595 | | 10% | $ 30,153,855 | |
| **80.02** | **ENGINEERING (N/A for Small Starts)** | LS | 1 | 8% x Const. Total (10-50) | $ 54,825,190 | $ 54,825,190 | | 10% | $ 60,307,709 | |
| **80.03** | **PROJECT MANAGEMENT FOR DESIGN AND CONSTRUCTION** | LS | 1 | 5% x Const. Total (10-50) | $ 34,265,744 | $ 34,265,744 | | 10% | $ 37,692,318 | |
| **80.04** | **CONSTRUCTION ADMINISTRATION AND MANAGEMENT** | LS | 1 | 10% x Const. Total (10-50) | $ 68,531,488 | $ 68,531,488 | | 10% | $ 75,384,637 | |
| **80.05** | **INSURANCE (liability insurance included in Engineering firm O/H)** | LS | 1 | | $ - | $ - | | 10% | $ 0 | |
| **80.06** | **LEGAL; PERMITS; REVIEW FEES** | LS | 1 | | $ 1,000,000 | $ 1,000,000 | | 10% | $ 1,100,000 | |
| **80.07** | **SURVEYS, TESTING, INVESTIGATION, INSPECTION** | LS | 1 | | $ - | $ - | | 10% | $ - | |
| **80.08** | **START-UP - 6 months testing** | LS | 1 | 1.5% x Const. Total (10-50) | $ 10,279,723 | $ 10,279,723 | | 10% | $ 11,307,696 | |
| | | | | | | | | | | |
| | | | | | | | **$ 196,314,741** | | | **$ 215,946,215** |
| | | | | | | TOTALS | **$ 196,314,741** | $ 19,631,474.18 | **TOTAL** | **$ 215,946,215** |
| | | | | | | | | 10.0% | | |

**Assumptions / Notes**
Item No. 80.03 is designated for DTPW Project Staff required to execute the Design & Construction of this Project.
Item No. 80.04 is designated for Consultant Project Staff required to execute the Design & Construction Management of this Project.

DRAFT: For Deliberative Purposes Only

# *Miami-Dade Department of Transporation and Public Works*

## South Corridor (20 Miles) Expansion Capital Cost - Light Rail Transit System

## Main Worksheet Build 2019 Opening Day Summary ($2017)

## "Infrastructure for 10 Minute Headway "

***used for Preliminary Estimate***

**March 29, 2018**

| FTA CATEGORY No. | DESCRIPTION | 2017 BASE YEAR COST W/O CONTINGENCY | 2017 ALLOCATED & Unallocated CONTINGENCY | | 2017 ESTIMATE WITH CONTINGENCY |
|---|---|---|---|---|---|
| 10 | GUIDEWAY AND TRACK ELEMENTS | $ 117,238,565 | $ 35,171,570 | 30.0% | $ 152,410,135 |
| 20 | STATIONS, STOPS, TERMINALS, INTERMODALS | $ 47,790,000 | $ 14,337,000 | 30.0% | $ 62,127,000 |
| 30 | SUPPORT FACILITIES: YARDS, SHOPS, ADMIN BLDGS | $ 60,611,680 | $ 18,183,504 | 30.0% | $ 78,795,184 |
| 40 | SITEWORK & SPECIAL CONDITIONS | $ 242,218,594 | $ 72,665,578 | 30.0% | $ 314,884,172 |
| 50 | SYSTEMS | $ 213,852,741 | $ 64,155,822 | 30.0% | $ 278,008,564 |
| | **CONSTRUCTION SUBTOTAL (10-50)** | **$ 681,711,580** | **$ 204,513,474** | **30.0%** | **$ 886,225,054** |
| 60 | RIGHT-OF-WAY, LAND, EXISTING IMPROVEMENTS | $ 10,000,000 | $ - | 0.0% | $ 10,000,000 |
| 70 | VEHICLES | $ 90,900,000 | $ 27,270,000 | 30.0% | $ 118,170,000 |
| 80 | PROFESSIONAL SERVICES | $ 195,287,800 | $ 19,528,780 | 10.0% | $ 214,816,580 |
| | **SUBTOTAL (SUM CATEGORIES 10-80)** | **$ 977,899,380** | **$ 251,312,254** | **25.70%** | **$ 1,229,211,635** |
| 90 | UNALLOCATED CONTINGENCY (% of Construction Base Cost) | | $ 68,171,158 | 10.00% | $ 68,171,158 |
| | **SUBTOTAL (SUM CATEGORIES 10-90)** | **$ 977,899,380** | **$ 319,483,412** | **32.67%** | **$ 1,297,382,793** |
| 100 | FINANCE CHARGES | | | | $ - |
| | **TOTAL** | **$ 977,899,380** | **$ 319,483,412** | **32.67%** | **$ 1,297,382,793** |
| | | | | **Cost per Mile (Incl. LRT Vehicles) =** | **$ 64,869,140** |
| | | | | **Cost per Mile (Excl. LRT Vehicles) =** | **$ 58,369,790** |

DRAFT: For Deliberative Purposes Only

**Assumptions**

See each SCC Section for specific assumptions.

**Legal Disclaimer:**

Estimates, opinions of probable construction or implementation costs, or economic analyses prepared by Engineer will represent its best judgment based on its experience and available information. The Client recognizes that Engineer has no control over costs of labor, materials, equipment or services furnished by others or over market conditions or contractors' methods of determining prices, and that any evaluation of a facility to be constructed or work to be performed is speculative. Accordingly, Engineer does not guarantee that proposals, bids or actual costs will not vary from opinions, evaluations included in this workbook submitted by Engineer.

*Miami-Dade Department of Transporation and Public Works*
**South Corridor (20 Miles) Expansion Capital Cost - Light Rail Transit System**
**SCC 10 - GUIDEWAY & TRACK ELEMENTS**
**March 29, 2018**

| ITEM No. | ITEM | UNIT | APPROX. QUANTITY | 2017 UNIT COST | BASE YEAR COST w/o contingency | TOTAL BASE YEAR cost w/o contingency | ALLOCATED CONTINGENCY | BASE YEAR $ w/ALLOCATED CONTINGENCY | BASE YEAR TOTAL COST |
|---|---|---|---|---|---|---|---|---|---|
| 10.01 | **GUIDEWAY: AT-GRADE EXCLUSIVE RIGHT-OF-WAY** | | | | | | | | |
| | Subgrade & Sub-ballast - 2 Tracks (Cost per Track Foot) | TF | 211,200 | $ 200.00 | $ 42,240,000 | | 30% | $ 54,912,000 | |
| | Subgrade & Sub-ballast - Single Track to Maintenance Facility (Cost per Track Foot) | TF | 15,840 | $ 200.00 | $ 3,168,000 | | 30% | $ 4,118,400 | |
| | **SUB-TOTAL** | | | | | **$ 45,408,000** | | | **$ 59,030,400** |
| 10.02 | **GUIDEWAY: AT-GRADE SEMI-EXCLUSIVE** | | | | | | | | |
| | **SUB-TOTAL** | | | | | | | | |
| 10.03 | **GUIDEWAY: AT-GRADE IN MIXED TRAFFIC** | | | | | | | | |
| | **SUB-TOTAL** | | | | | | | | |
| 10.04 | **GUIDEWAY: AERIAL STRUCTURES** | | | | | | | | |
| | **Canal Crossings** | | | | | | | | |
| | Canal Crossings Bridge Additions for Emergency Vehicles Road - 9 Locations | SF | 27,000 | $ 213.78 | $ 5,771,925 | | 30% | $ 7,503,503 | |
| | **Crash Walls** | | | | | | | | |
| | Crash Walls (SW 98th St and S. Dadeland Blvd.) | EA | 2 | $ 300,000 | $ 600,000 | | 30% | $ 780,000 | |
| | **SUB-TOTAL** | | | | | **$ 6,371,925.00** | | | **$ 8,283,502.50** |
| 10.05 | **GUIDEWAY: BUILT-UP FILL** | | | | | | | | |
| | **Retaining Wall Allowance For Grade Variations** | | | | | | | | |
| | Retaining walls - 10 ft high (3 ft above; 7 ft below) x 5,000 ft length | SF | 50,000 | $ 25 | $ 1,250,000 | | 30% | $1,625,000 | |
| | **SUB-TOTAL** | | | | | **$ 1,250,000** | | | **$ 1,625,000** |
| 10.06 | **GUIDEWAY: UNDERGROUND CUT & COVER** | | | | | | | | |
| | **SUB-TOTAL** | | | | | | | | |
| 10.07 | **GUIDEWAY: UNDERGROUND TUNNEL** | | | | | | | | |
| | **SUB-TOTAL** | | | | | | | | |
| 10.08 | **GUIDEWAY: RETAINED CUT OR FILL** | | | | | | | | |
| | **SUB-TOTAL** | | | | | | | | |
| 10.09 | **TRACK: DIRECT FIXATION** | | | | | | | | |
| | **SUB-TOTAL** | | | | | | | | |
| 10.10 | **TRACK: EMBEDDED** | | | | | | | | |
| | New LRT Double Tracks - Embedded Track at Each Crossing (Cost per Track Foot) | TF | 7,600 | $ 1,400.00 | $ 10,640,000 | | 30% | $ 13,832,000 | |
| | **SUB-TOTAL** | | | | | **$ 10,640,000** | | | **$ 13,832,000** |
| 10.11 | **TRACK: BALLASTED** | | | | | | | | |
| | New LRT Double Tracks - Entire Corridor (Cost per Track Foot) | TF | 204,000 | $ 181.00 | $ 36,924,000 | | 30% | $ 48,001,200 | |

DRAFT: For Deliberative Purposes Only

| ITEM No. | ITEM | UNIT | APPROX. QUANTITY | 2017 UNIT COST | BASE YEAR COST w/o contingency | TOTAL BASE YEAR cost w/o contingency | ALLOCATED CONTINGENCY | BASE YEAR $ w/ALLOCATED CONTINGENCY | BASE YEAR TOTAL COST |
|---|---|---|---|---|---|---|---|---|---|
| | New LRT Single Tracks - to Maintenance Facility (Cost per Track Foot) | TF | 15,440 | $ 181.00 | $ 2,794,640 | | 30% | $ 3,633,032 | |
| | South Dadeland Station LRT Track Upgrades (Cost per Track Foot) | TF | 3,000 | $ 150.00 | $ 450,000 | | 30% | $ 585,000 | |
| | | | | | | | | | |
| | **SUB-TOTAL** | | | | | **$ 40,168,640** | | | **$ 52,219,232** |
| | | | | | | | | | |
| **10.12** | **TRACK: SPECIAL (SWITCHES, TURNOUTS)** | | | | | | | | |
| | #15 Crossovers, Incl. 5 Universal Crossovers (1 per Mile) | EA | 20 | $ 670,000 | $ 13,400,000 | | 30% | $ 17,420,000.00 | |
| | | | | | | | | | |
| | **SUB-TOTAL** | | | | | **$ 13,400,000** | | | **$ 17,420,000** |
| | | | | | | | | | |
| **10.13** | **TRACK: VIBRATION & NOISE DAMPENING** | | | | | | | | |
| | | | | | | | | | |
| | **SUB-TOTAL** | | | | | | | | |
| | | | | | TOTALS | **$ 117,238,565** | $ 35,171,570 | **TOTAL** | **$ 152,410,135** |
| | | | | | | | 30.0% | | |

**Assumptions / Notes**

All existing canal crossing bridges are assumed to be remaining in place. A 2nd bridge will be added at each canal crossing to accommodate the roadway for Emergency Vehicles.

DRAFT: For Deliberative Purposes Only

*Miami-Dade Department of Transporation and Public Works*

**South Corridor (20 Miles) Expansion Capital Cost - Light Rail Transit System**

**SCC - 20 STATIONS, STOPS, TERMINALS, INTERMODAL**

**March 29, 2018**

| ITEM No. | ITEM | UNIT | APPROX. QUANTITY | 2017 UNIT COST | BASE YEAR COST w/o contingency | TOTAL BASE YEAR cost w/o contingency | ALLOCATED CONTINGENCY | BASE YEAR $ w/ALLOCATED CONTINGENCY | BASE YEAR TOTAL COST |
|---|---|---|---|---|---|---|---|---|---|
| | | | | | | | | | |
| 20.01 | **AT-GRADE STATION, STOP, SHELTER, MALL, TERMINAL, PLATFORM** | | | | | | | | |
| | **New Stations** | | | | | | | | |
| | LRT Station (Single Story) - At Grade - 14 Locations | EA | 14 | $ 3,300,000.00 | $ 46,200,000 | | 30% | $ 60,060,000.00 | |
| | Sidewalks / Ramps to Stations incl. Hardscape | SF | 42000 | $ 20.00 | $ 840,000 | | 30% | $ 1,092,000.00 | |
| | **SUB-TOTAL** | | | | | **$ 47,040,000** | | | **$ 61,152,000** |
| | | | | | | | | | |
| 20.02 | **AERIAL STATION, STOP, SHELTER, MALL, TERMINAL, PLATFORM** | | | | | | | | |
| | **Dadeland Station** | | | | | | | | |
| | New LRT Stop (Platform & Canopy) at Dadeland Station (Allowance) | SF | 6000 | $ 125.00 | $ 750,000 | | 30% | $ 975,000.00 | |
| | | | | | | | | | |
| | **SUB-TOTAL** | | | | | **$ 750,000** | | | **$ 975,000** |
| | | | | | | | | | |
| 20.03 | **UNDERGROUND STATION, STOP, SHELTER, MALL, TERMINAL, PLATFORM** | | | | | | | | |
| | | | | | | | | | |
| | **SUB-TOTAL** | | | | | | | | |
| | | | | | | | | | |
| 20.04 | **OTHER STATIONS, LANDINGS, TERMINALS: INTERMODAL, FERRY, TROLLEY, ETC.** | | | | | | | | |
| | | | | | | | | | |
| | **SUB-TOTAL** | | | | | | | | |
| | | | | | | | | | |
| 20.05 | **JOINT DEVELOPMENT** | | | | | | | | |
| | | | | | | | | | |
| | **SUB-TOTAL** | | | | | | | | |
| | | | | | | | | | |
| 20.06 | **AUTOMOBILE PARKING MULTI-STORY STRUCTURE** | | | | | | | | |
| | | | | | | | | | |
| | **SUB-TOTAL** | | | | | | | | |
| | | | | | | | | | |
| 20.07 | **ELEVATORS, ESCALATORS** | | | | | | | | |
| | | | | | | | | | |
| | **SUB-TOTAL** | | | | | | | | |
| | | | | | TOTALS | **$ 47,790,000** | $ 14,337,000 | **TOTAL** | **$ 62,127,000** |
| | | | | | | | 30% | | |

DRAFT: For Deliberative Purposes Only

**Assumptions / Notes**

Corridor LRT Stations at grade are assumed to be single story structures at approximately 4500 SF per building.

344th St Terminal RTS Station is assumed to be similar to the Corridor LRT Stations.

Dadeland Station renovation scope to be determinded. SF price allowance (to be used until design is determined) is for the addition of a platform area with a canopy that can accommodate light rail vehicles next to the HRT platforms .

*Miami-Dade Department of Transporation and Public Works*

**South Corridor (20 Miles) Expansion Capital Cost - Light Rail Transit System**

**SCC 30 - SUPPORT FACILITIES: YARDS, SHOPS, ADMIN. BLDGS**

**March 29, 2018**

| ITEM No. | ITEM | UNIT | APPROX. QUANTITY | 2017 UNIT COST | BASE YEAR COST w/o contingency | TOTAL BASE YEAR cost w/o contingency | ALLOCATED CONTINGENCY | BASE YEAR $ w/ALLOCATED CONTINGENCY | BASE YEAR TOTAL COST |
|---|---|---|---|---|---|---|---|---|---|
| | | | | | | | | | |
| **30.01** | **ADMINISTRATION BUILDING** | | | | | | | | |
| | | | | | | | | | |
| | **SUB-TOTAL** | | | | | | | | |
| | | | | | | | | | |
| **30.02** | **LIGHT MAINTENANCE FACILITY** | | | | | | | | |
| | | | | | | | | | |
| | **SUB-TOTAL** | | | | | | | | |
| | | | | | | | | | |
| **30.03** | **HEAVY MAINTENANCE FACILITY** | | | | | | | | |
| | Maintenance Facility Allowance (500' x 200' Bldg, Site, Parking, Utilities) with Train Wash | SF | 100,000 | $ 550.00 | $ 55,000,000 | | 30% | $ 71,500,000 | |
| | | | | | | | | | |
| | **SUB-TOTAL** | | | | | **$ 55,000,000** | | | **$ 71,500,000** |
| | | | | | | | | | |
| **30.04** | **STORAGE OR MAINTENANCE OF WAY BUILDING** | | | | | | | | |
| | | | | | | | | | |
| | **SUB-TOTAL** | | | | | | | | |
| | | | | | | | | | |
| **30.05** | **YARD AND YARD TRACK** | | | | | | | | |
| | **Rail Track at Maintenance Facility** | | | | | | | | |
| | New Track Structure - Storage Tracks & Yard Entrances | TF | 5,280 | $ 381.00 | $ 2,011,680 | | 30% | $ 2,615,184 | |
| | #10 Turnouts | EA | 8 | $ 200,000.00 | $ 1,600,000 | | 30% | $ 2,080,000 | |
| | Excavation, Grading, Yard Drainage, Environmental | LS | 1 | $ 1,500,000.00 | $ 1,500,000 | | 30% | $ 1,950,000 | |
| | End of Line Facility (includes surface improvements only) | LS | 1 | $ 500,000.00 | $ 500,000 | | 30% | $ 650,000 | |
| | | | | | | | | | |
| | | | | | | **$ 5,611,680** | | | **$ 7,295,184** |
| | | | | | TOTALS | **$ 60,611,680** | **$ 18,183,504** | **TOTAL** | **$ 78,795,184** |
| | | | | | | | 30.0% | | |

**Assumptions / Notes**

Maintenance Facility building area is assumed & location assumed to be at Homestead Air Force Base.

DRAFT: For Deliberative Purposes Only

*Miami-Dade Department of Transporation and Public Works*

**South Corridor (20 Miles) Expansion Capital Cost - Light Rail Transit System**

**SCC 40 - SITEWORK & SPECIAL CONDITIONS**

**March 29, 2018**

| ITEM No. | ITEM | UNIT | APPROX. QUANTITY | 2017 UNIT COST | BASE YEAR COST w/o contingency | TOTAL BASE YEAR cost w/o contingency | ALLOCATED CONTINGENCY | BASE YEAR $ w/ALLOCATED CONTINGENCY | BASE YEAR TOTAL COST |
|---|---|---|---|---|---|---|---|---|---|
| | | | | | | | | | |
| **40.01** | **DEMOLITION, CLEARING, EARTHWORK** | | | | | | | | |
| | Demo - Existing Bus Shelters | EA | 60 | $ 5,000.00 | $ 300,000 | | 30% | $ 390,000 | |
| | Demo - Roadway & Curbing - Entire South Corridor | SY | 586,667 | $ 20.00 | $ 11,733,333 | | 30% | $ 15,253,333 | |
| | Clear & Grub / Site Prep - Entire South Corridor | AC | 242.42 | $ 10,000.00 | $ 2,424,242 | | 30% | $ 3,151,515 | |
| | Clear & Grub / Site Prep - New Vehicle Maintenance Facility | AC | 4.00 | $ 20,000.00 | $ 80,000 | | 30% | $ 104,000 | |
| | Excavation for New Construction - Entire South Corridor | CY | 189,965 | $ 15.00 | $ 2,849,470 | | 30% | $ 3,704,311 | |
| | Embankment for New Construction - Entire South Corridor | CY | 575,716 | $ 20.00 | $ 11,514,311 | | 30% | $ 14,968,604 | |
| | | | | | | | | | |
| | **SUB-TOTAL** | | | | | **$ 29,387,357** | | | **$ 38,203,564** |
| | | | | | | | | | |
| **40.02** | **UTILITIES & UTILITY RELOCATION** | | | | | | | | |
| | New Drainage System - Entire South Corridor | MI | 20 | $ 1,150,000.00 | $ 23,000,000 | | 30% | $ 29,900,000 | |
| | New Lighting - Entire South Corridor | MI | 20 | $ 500,000.00 | $ 10,000,000 | | 30% | $ 13,000,000 | |
| | ROW Utilities Impacts - Roadway & New Station Areas (Allowance) | MI | 20 | $ 1,000,000.00 | $ 20,000,000 | | 30% | $ 26,000,000 | |
| | | | | | | | | | |
| | **SUB-TOTAL** | | | | | **$ 53,000,000** | | | **$ 68,900,000** |
| | | | | | | | | | |
| **40.03** | **HAZ. MAT'L, CONTAM'D SOIL REMOVAL/MITIGATION, GROUND WATER TRTMT** | | | | | | | | |
| | | | | | | | | | |
| | **SUB-TOTAL** | | | | | | | | |
| | | | | | | | | | |
| **40.04** | **ENVIRONMENTAL MITIGATION** | | | | | | | | |
| | | | | | | | | | |
| | **SUB-TOTAL** | | | | | | | | |
| | | | | | | | | | |
| **40.05** | **SITE STRUCTURES INCLUDING RETAINING WALLS, SOUND WALLS** | | | | | | | | |
| | Sound Walls (Assumed for 75% of the Corridor) | SF | 1,267,200 | $ 30.00 | $ 38,016,000 | | 30% | $ 49,420,800 | |
| | | | | | | | | | |
| | **SUB-TOTAL** | | | | | **$ 38,016,000** | | | **$ 49,420,800** |
| | | | | | | | | | |
| **40.06** | **PEDESTRIAN / BIKE ACCESS AND ACCOMMODATION, LANDSCAPING** | | | | | | | | |
| | Corridor Security Fencing - Remove & Replace Existing | LF | 105,600 | $ 48.50 | $ 5,121,600 | | 30% | $ 6,658,080 | |
| | Corridor Security Fencing - New Perimeter Fencing | LF | 105,600 | $ 45.00 | $ 4,752,000 | | 30% | $ 6,177,600 | |
| | Sodding - Disturbed Areas | SY | 93,867 | $ 3.00 | $ 281,600 | | 30% | $ 366,080 | |
| | | | | | | | | | |
| | **SUB-TOTAL** | | | | | **$ 10,155,200** | | | **$ 13,201,760** |
| | | | | | | | | | |
| **40.07** | **AUTOMOBILE, BUS, VAN ACCESSWAYS INCL ROADS, PARKING LOTS** | | | | | | | | |
| | **New Emergency Vehicle Service Road** | | | | | | | | |
| | Type B Stabilization | SY | 281,600 | $ 3.00 | $ 844,800 | | 30% | $ 1,098,240 | |
| | Base Stone | SY | 281,600 | $ 16.00 | $ 4,505,600 | | 30% | $ 5,857,280 | |
| | SuperPave Asphaltic Concrete | TN | 61,248 | $ 100.00 | $ 6,124,800 | | 30% | $ 7,962,240 | |
| | Aphaltic Concrete Friction Course | TN | 11,484 | $ 115.00 | $ 1,320,660 | | 30% | $ 1,716,858 | |
| | Curb & Gutter - Type F | LF | 211,200 | $ 16.00 | $ 3,379,200 | | 30% | $ 4,392,960 | |
| | Pavement Markings | GM | 60 | $ 2,500.00 | $ 150,000 | | 30% | $ 195,000 | |
| | **Bicycle Path Reconstruction** | | | | | | | | |
| | Sub-base Stabilization | SY | 117,333 | $ 3.00 | $ 352,000 | | 30% | $ 457,600 | |
| | Base Stone | SY | 117,333 | $ 12.00 | $ 1,408,000 | | 30% | $ 1,830,400 | |
| | Asphaltic Concrete | TN | 12,760 | $ 90.00 | $ 1,148,400 | | 30% | $ 1,492,920 | |
| | **Park & Ride Facilities** | | | | | | | | |
| | SW 168th St Park & Ride Facility (Surface Parking) | LS | 1 | $ 4,290,000.00 | $ 4,290,000 | | 30% | $ 5,577,000 | |
| | SW 296th St Park & Ride Facility (Surface Parking) | LS | 1 | $ 1,430,000.00 | $ 1,430,000 | | 30% | $ 1,859,000 | |

DRAFT - For Deliberative Purposes Only

| ITEM No. | ITEM | UNIT | APPROX. QUANTITY | 2017 UNIT COST | BASE YEAR COST w/o contingency | TOTAL BASE YEAR cost w/o contingency | ALLOCATED CONTINGENCY | BASE YEAR $ w/ALLOCATED CONTINGENCY | BASE YEAR TOTAL COST |
|---|---|---|---|---|---|---|---|---|---|
| | SW 312th St Park & Ride Facility (Surface Parking) | LS | 1 | $ 1,073,000.00 | $ 1,073,000 | | 30% | $ 1,394,900 | |
| | SW 344th St Park & Ride Facility - Southern Terminus (Surface Parking) | LS | 1 | $ 1,914,611.00 | $ 1,914,611 | | 30% | $ 2,488,994 | |
| | | | | | | | | | |
| | **SUB-TOTAL** | | | | | **$ 27,941,071** | | | **$ 36,323,392** |
| | | | | | | | | | |
| **40.08** | **TEMPORARY FACILITIES AND OTHER INDIRECT COSTS DURING CONSTRUCTION** | | | | | | | | |
| | Mobilization (Approximately 10% of Construction Costs) | % | 10 | $ 5,979,926.14 | $ 59,799,261 | | 30% | $ 77,739,040 | |
| | Maintenance of Traffic (Approximately 4% of Construction Costs as per DTPW) | % | 4 | $ 5,979,926.14 | $ 23,919,705 | | 30% | $ 31,095,616 | |
| | **SUB-TOTAL** | | | | | **$ 83,718,966** | | | **$ 108,834,656** |
| | | | | | **TOTALS** | **$ 242,218,594** | **$ 72,665,578** | **TOTAL** | **$ 314,884,172** |
| | | | | | | | 30.0% | | |

**Assumptions / Notes**

Environmental Mitigation is not included.
No Landscaping Improvements are included corridor wide other than sodding disturbed areas.
Relocation of existing intersection signals/signs is not included.
Once busway demolition begins, the busway will be closed to all traffic.

DRAFT: For Deliberative Purposes Only

*Miami-Dade Department of Transporation and Public Works*

**South Corridor (20 Miles) Expansion Capital Cost - Light Rail Transit System**

**SCC 50 - SYSTEMS**

**March 29, 2018**

| ITEM No. | ITEM | UNIT | APPROX. QUANTITY | 2017 UNIT COST | BASE YEAR COST w/o contingency | TOTAL BASE YEAR cost w/o contingency | ALLOCATED CONTINGENCY | BASE YEAR $ w/ALLOCATED CONTINGENCY | BASE YEAR TOTAL COST |
|---|---|---|---|---|---|---|---|---|---|
| **50.01** | **TRAIN CONTROL AND SIGNALS (Supply, Fabricate, Install, Test)** | | | | | | | | |
| | Automatic Block Signals (1 per 1-1/2 Miles); incl. Switch Machines | EA | 14 | $ 1,750,000.00 | $ 24,500,000 | | 30% | $ 31,850,000 | |
| | Block & Track Circuits (Entire Corridor & to Maintenance Facility) | LF | 121,440 | $ 90.00 | $ 10,929,600 | | 30% | $ 14,208,480 | |
| | Spare Parts (5% of required equipment) | % | 5 | $ 354,296.00 | $ 1,771,480 | | 30% | $ 2,302,924 | |
| | | | | | | **$ 37,201,080** | | | **$ 48,361,404** |
| **50.02** | **TRAFFIC SIGNALS AND CROSSING PROTECTION** | | | | | | | | |
| | Signal & Intersection Modifications - Crossing Arms with Pre-emption (4 per Intersection) | EA | 180 | $ 90,000.00 | $ 16,200,000 | | 30% | $ 21,060,000 | |
| | **SUB-TOTAL** | | | | | **$ 16,200,000** | | | **$ 21,060,000** |
| **50.03** | **TRACTION POWER SUPPLY: SUBSTATIONS (TPS)** | | | | | | | | |
| | 1.5 MW Prefabricated Traction Power Substation (TPSS) | EA | 14 | $ 3,400,000.00 | $ 47,600,000 | | 30% | $ 61,880,000 | |
| | Ground Grid / Ductbank / Manholes / Feeders Between Stations | MI | 20 | $ 1,050,000.00 | $ 21,000,000 | | 30% | $ 27,300,000 | |
| | Spare Parts Allowance | % | 5 | $ 686,000.00 | $ 3,430,000 | | 30% | $ 4,459,000 | |
| | Testing and Acceptance | % | 1 | $ 686,000.00 | $ 686,000 | | 30% | $ 891,800 | |
| | **SUB-TOTAL** | | | | | **$ 72,716,000** | | | **$ 94,530,800** |
| **50.04** | **TRACTION POWER DISTRIBUTION: OVERHEAD CONTACT SYSTEM (OCS)** | | | | | | | | |
| | Wide Flange Poles; incl. Foundations | EA | 750 | $ 14,500.00 | $ 10,875,000 | | 30% | $ 14,137,500 | |
| | Down Guy Anchor, Incl. Foundations | EA | 250 | $ 4,500.00 | $ 1,125,000 | | 30% | $ 1,462,500 | |
| | Anchors (Fixed Termination; MW+CW, Balance Weight, Midpoint) | EA | 270 | $ 10,250.00 | $ 2,767,500 | | 30% | $ 3,597,750 | |
| | Cantilevers (All Types) | EA | 1,210 | $ 6,300.00 | $ 7,623,000 | | 30% | $ 9,909,900 | |
| | Overhead Contact System Assemblies | EA | 1,210 | $ 3,500.00 | $ 4,235,000 | | 30% | $ 5,505,500 | |
| | OCS Pole Mounted Disconnect Switches (2 per SS for Corridor & 1 per SS to VMF) | EA | 31 | $ 15,000.00 | $ 465,000 | | 30% | $ 604,500 | |
| | OCS Conductors - Messenger Wire (Entire Corridor & to Maintenance Facility) | LF | 227,040 | $ 40.00 | $ 9,081,600 | | 30% | $ 11,806,080 | |
| | OCS Conductors - Contact Wire (Entire Corridor & to Maintenance Facility) | LF | 227,040 | $ 25.00 | $ 5,676,000 | | 30% | $ 7,378,800 | |
| | Grounding and Bonding (Entire Corridor & to Maintenance Facility) | LF | 137,280 | $ 3.38 | $ 464,006 | | 30% | $ 603,208 | |
| | OCS Additional Hardware & Feeders (Allowance) | LS | 1 | $ 1,500,000.00 | $ 1,500,000 | | 30% | $ 1,950,000 | |
| | Vehicle Maintenance Yard Catenary System | LS | 1 | $ 11,241,210.64 | $ 11,241,211 | | 30% | $ 14,613,574 | |
| | Signage | LF | 227,040 | $ 3.48 | $ 790,099 | | 30% | $ 1,027,129 | |
| | Spare Parts Allowance | % | 5 | $ 558,434.16 | $ 2,792,171 | | 30% | $ 3,629,822 | |
| | Testing and Acceptance | % | 1 | $ 558,434.16 | $ 558,434 | | 30% | $ 725,964 | |
| | **SUB-TOTAL** | | | | | **$ 59,194,021** | | | **$ 76,952,228** |
| **50.05** | **COMMUNICATIONS** | | | | | | | | |
| | **Corridor Wide Fiber Optic Cable & Infrastructure** | | | | | | | | |
| | Fiber Optic Cable - Conduit - Directional Bore | LF | 105,600 | $ 30.00 | $ 3,168,000 | | 30% | $ 4,118,400 | |
| | Fiber Optic Cable - Conduit - Open Trench | LF | 12,000 | $ 10.00 | $ 120,000 | | 30% | $ 156,000 | |
| | Fiber Optic Cable - Splice Enclosures Incl. Splice Trays (Assume 2 Locations / Mile) | EA | 40 | $ 1,200.00 | $ 48,000 | | 30% | $ 62,400 | |
| | Fiber Optic Cable - Connections (Assume 10 Connections / Station) | EA | 8,520 | $ 75.00 | $ 639,000 | | 30% | $ 830,700 | |
| | Fiber Optic Cable - Patch Panels (Assume 10 Panels / Station) | EA | 140 | $ 2,000.00 | $ 280,000 | | 30% | $ 364,000 | |
| | Fiber Optic Cable - 96 Fiber (Assumed) | LF | 116,600 | $ 7.50 | $ 874,500 | | 30% | $ 1,136,850 | |
| | **Corridor Wide Communications Equipment & Signage** | | | | | | | | |
| | Corridor Wide CCTV Equipment - Poles / Cameras (Assume 2 Locations / Mile) | EA | 40 | $ 20,000.00 | $ 800,000 | | 30% | $ 1,040,000 | |
| | Corridor Wide Communications Equipment Electrical - Conduit - Directional Bore | EA | 105,600 | $ 30.00 | $ 3,168,000 | | 30% | $ 4,118,400 | |

DRAFT: For Deliberative Purposes Only

| ITEM No. | ITEM | UNIT | APPROX. QUANTITY | 2017 UNIT COST | BASE YEAR COST w/o contingency | TOTAL BASE YEAR cost w/o contingency | ALLOCATED CONTINGENCY | BASE YEAR $ w/ALLOCATED CONTINGENCY | BASE YEAR TOTAL COST |
|---|---|---|---|---|---|---|---|---|---|
| | Corridor Wide Communications Equipment Electrical - Conduit - Open Trench | EA | 10,560 | $ 10.00 | $ 105,600 | | 30% | $ 137,280 | |
| | Corridor Wide Communications Equipment Electrical - Conductors | EA | 348,480 | $ 3.00 | $ 1,045,440 | | 30% | $ 1,359,072 | |
| | Corridor Wide Communications Equipment Electrical - Load Centers | EA | 10 | $ 15,000.00 | $ 150,000 | | 30% | $ 195,000 | |
| | Corridor Wide Communications Equipment Electrical - UPS | EA | 10 | $ 7,500.00 | $ 75,000 | | 30% | $ 97,500 | |
| | Corridor Wide Communications Equipment Electrical - Generators (Assume 1 Every 2 Miles) | EA | 10 | $ 55,000.00 | $ 550,000 | | 30% | $ 715,000 | |
| | Corridor Wide Communications Direct Messaging Signs - Full Color (Assume 1 / Mile) | EA | 20 | $ 90,000.00 | $ 1,800,000 | | 30% | $ 2,340,000 | |
| | Corridor Wide Communications - Other Signs | LS | 1 | $ 1,000,000.00 | $ 1,000,000 | | 30% | $ 1,300,000 | |
| | **Station Amenities Communications Equipment** | | | | | | | | |
| | Station Communications Equipment - Station CCTV Equipment (Allowance) | LS | 1 | $ 1,000,000.00 | $ 1,000,000 | | 30% | $ 1,300,000 | |
| | Station Communications Equipment - Emergency Push-Buttons | EA | 28 | $ 1,500.00 | $ 42,000 | | 30% | $ 54,600 | |
| | Station Communications Equipment - Train Messaging | EA | 28 | $ 10,000.00 | $ 280,000 | | 30% | $ 364,000 | |
| | | | | | | | | | |
| | Communications Equipment Spare Parts Allowance | % | 5 | $ 39,220.00 | $ 196,100 | | 30% | $ 254,930 | |
| | | | | | | | | | |
| | **SUB-TOTAL** | | | | | **$ 15,341,640** | 30.00% | | **$ 19,944,132** |
| **50.06** | **FARE COLLECTION SYSTEM AND EQUIPMENT** | | | | | | | | |
| | Ticket Vending Machines (2 EA Per Station) | EA | 28 | $ 75,000.00 | $ 2,100,000 | | 30% | $ 2,730,000 | |
| | Ticket Validators at Fare Gates (2 EA Per Station) | EA | 28 | $ 40,000.00 | $ 1,120,000 | | 30% | $ 1,456,000 | |
| | Station Turnstiles (2 EA Per Station) | EA | 28 | $ 10,000.00 | $ 280,000 | | 30% | $ 364,000 | |
| | Other Fare Collection Equipment (TBD) | LS | 1 | $ 500,000.00 | $ 500,000 | | 30% | $ 650,000 | |
| | | | | | | | | | |
| | Fare Collection Systems Spare Parts Allowance | % | 5 | $ 40,000.00 | $ 200,000 | | 30% | $ 260,000 | |
| | | | | | | | | | |
| | **SUB-TOTAL** | | | | | **$ 4,200,000** | | | **$ 5,460,000** |
| | | | | | | | | | |
| **50.07** | **OPERATIONS CONTROL CENTER** | | | | | | | | |
| | Dispatch Control Center - Software Modifications to Integrate New Systems (Allowance) | LS | 1 | $ 5,000,000.00 | $ 5,000,000 | | 30% | $ 6,500,000 | |
| | SCADA / Communication System for Traction Power - Hardware & Software (Allowance) | LS | 1 | $ 4,000,000.00 | $ 4,000,000 | | 30% | $ 5,200,000 | |
| | | | | | | | | | |
| | **SUB-TOTAL** | | | | | **$ 9,000,000** | | | **$ 11,700,000** |
| | | | | | TOTALS | **$ 213,852,741** | $ 64,155,822.36 | **TOTAL** | **$ 278,008,564** |
| | | | | | | | 30.0% | | |

**Assumptions / Notes**

Traction Power & TPSS costs may vary depending on the final vehicle type selected.

DRAFT: For Deliberative Purposes Only

*Miami-Dade Department of Transporation and Public Works*

**South Corridor (20 Miles) Expansion Capital Cost - Light Rail Transit System**

**SCC - 60 ROW, LAND, EXISTING IMPROVEMENTS**

**March 29, 2018**

| ITEM No. | ITEM | UNIT | APPROX. QUANTITY | 2017 UNIT COST | BASE YEAR COST w/o contingency | TOTAL BASE YEAR cost w/o contingency | ALLOCATED CONTINGENCY | BASE YEAR $ w/ALLOCATED CONTINGENCY | BASE YEAR TOTAL COST |
|---|---|---|---|---|---|---|---|---|---|
| | | | | | | | | | |
| **60.01** | **PURCHASE OR LEASE OF REAL ESTATE** | | | | | | | | |
| | ROW Allowance per DTPW | LS | 1 | $ 10,000,000.00 | $ 10,000,000 | | 0% | $ 10,000,000 | |
| | | | | | | | | | |
| | **SUB-TOTAL** | | | | | **$ 10,000,000** | | | **$ 10,000,000** |
| | | | | | | | | | |
| **60.02** | **RELOCATION OF EXISTING HOUSEHOLDS AND BUSINESSES - Open** | | | | | | | | |
| | **RELOCATION OF EXISTING HOUSEHOLDS AND BUSINESSES - Closed** | | | | | | | | |
| | | | | | | | | | |
| | **SUB-TOTAL** | | | | | **$ -** | | | |
| | | | | | TOTALS | **$ 10,000,000** | $ - | **TOTAL** | **$ 10,000,000** |
| | | | | | | | 0.000% | | |

**Assumptions / Notes**

ROW costs are for the purchase of land for Park & Ride Facilities. No costs for ROW purchase is included for the installation of a rail system to the Vehicle Maintenance Facility.

DRAFT: For Deliberative Purposes Only

*Miami-Dade Department of Transporation and Public Works*

**South Corridor (20 Miles) Expansion Capital Cost - Light Rail Transit System**

**SCC 70 - VEHICLES**

**March 29, 2018**

| SCC No. | ITEM | UNIT | APPROX. QUANTITY | 2017 UNIT COST | BASE YEAR COST w/o contingency | TOTAL BASE YEAR cost w/o contingency | ALLOCATED CONTINGENCY See note 1 | BASE YEAR $ w/ALLOCATED CONTINGENCY | BASE YEAR TOTAL COST |
|---|---|---|---|---|---|---|---|---|---|
| | | | | | | | | | |
| 70.01 | LIGHT RAIL | | | | | | | | |
| | | | | | | | | | |
| | SUB-TOTAL | | | | | | | | |
| | | | | | | | | | |
| 70.02 | HEAVY RAIL | | | | | | | | |
| | | | | | | | | | |
| | SUB-TOTAL | | | | | | | | |
| | | | | | | | | | |
| 70.03 | VEHICLES | | | | | | | | |
| | Light Rail Transit Vehicles (Set of 3 Cars) | EA | 20 | $ 4,500,000.00 | $ 90,000,000 | | 30.0% | $ 117,000,000 | |
| | Agency Inspection | % | 1 | $ 900,000.00 | $ 900,000 | | 30.0% | $ 1,170,000 | |
| | | | | | | | | | |
| | SUB-TOTAL | | | | | $ 90,900,000 | | | $ 118,170,000 |
| | | | | | | | | | |
| 70.04 | BUS | | | | | | | | |
| | | | | | | | | | |
| | SUB-TOTAL | | | | | $ - | | | $ - |
| | | | | | | | | | |
| 70.05 | OTHER | | | | | | | | |
| | | | | | | | | | |
| | SUB-TOTAL | | | | | $ - | | | $ - |
| | | | | | | | | | |
| 70.06 | NON-REVENUE VEHICLES | | | | | | | | |
| | | | | | | | | | |
| | SUB-TOTAL | | | | | | | | |
| | | | | | | | | | |
| 70.07 | SPARE PARTS - Rail Vehicles | | | | | | | | |
| | | | | | | | | | |
| | SUB-TOTAL | | | | | $ - | | | $ - |
| | | | | | TOTALS | $ 90,900,000.00 | $ 27,270,000.00 | TOTAL | $ 118,170,000.00 |
| | | | | | | | 30.0% | | |

**Assumptions / Notes**

Assumed 3 Car LRT Vehicle covered by Unit Price.

DRAFT: For Deliberative Purposes Only

*Miami-Dade Department of Transporation and Public Works*
**South Corridor (20 Miles) Expansion Capital Cost - Light Rail Transit System**
**SCC 80 - PROFESSIONAL SERVICES**
**March 29, 2018**

| ITEM No. | ITEM | UNIT | APPROX. QUANTITY | % COST OF CONSTRUCTION SECTIONS 10-50 | 2017 UNIT COST | BASE YEAR COST w/o contingency | TOTAL BASE YEAR cost w/o contingency | ALLOCATED CONTINGENCY | BASE YEAR $ w/ALLOCATED CONTINGENCY | BASE YEAR TOTAL COST |
|---|---|---|---|---|---|---|---|---|---|---|
| | | | | | | | | | | |
| 80.01 | PROJECT DEVELOPMENT | LS | 1 | 4% x Const. Total (10-50) | $ 27,268,463 | $ 27,268,463 | | 10% | $ 29,995,310 | |
| 80.02 | ENGINEERING (N/A for Small Starts) | LS | 1 | 8% x Const. Total (10-50) | $ 54,536,926 | $ 54,536,926 | | 10% | $ 59,990,619 | |
| 80.03 | PROJECT MANAGEMENT FOR DESIGN AND CONSTRUCTION | LS | 1 | 5% x Const. Total (10-50) | $ 34,085,579 | $ 34,085,579 | | 10% | $ 37,494,137 | |
| 80.04 | CONSTRUCTION ADMINISTRATION AND MANAGEMENT | LS | 1 | 10% x Const. Total (10-50) | $ 68,171,158 | $ 68,171,158 | | 10% | $ 74,988,274 | |
| 80.05 | INSURANCE (liability insurance included in Engineering firm O/H) | LS | 1 | | $ - | $ - | | 10% | $ 0 | |
| 80.06 | LEGAL; PERMITS; REVIEW FEES | LS | 1 | | $ 1,000,000 | $ 1,000,000 | | 10% | $ 1,100,000 | |
| 80.07 | SURVEYS, TESTING, INVESTIGATION, INSPECTION | LS | 1 | | $ - | $ - | | 10% | $ - | |
| 80.08 | START-UP - 6 months testing | LS | 1 | 1.5% x Const. Total (10-50) | $ 10,225,674 | $ 10,225,674 | | 10% | $ 11,248,241 | |
| | | | | | | | | | | |
| | | | | | | | **$ 195,287,800** | | | **$ 214,816,580** |
| | | | | | | TOTALS | **$ 195,287,800** | $ 19,528,780.13 | **TOTAL** | **$ 214,816,580** |
| | | | | | | | | 10.0% | | |

**Assumptions / Notes**
Item No. 80.03 is designated for DTPW Project Staff required to execute the Design & Construction of this Project.
Item No. 80.04 is designated for Consultant Project Staff required to execute the Design & Construction Management of this Project.

DRAFT: For Deliberative Purposes Only

# APPENDIX G: PUBLIC ENGAGEMENT

Department of Transportation and Public Works

# South Corridor Rapid Transit Project

# Public Involvement Summary

# Table of Contents


Project Location Map……4-6

Community Outreach……7

Community Outreach Meetings Dates……8-10

Community Council Meetings Agendas……11

City of Homestead……12-17

City of Florida City……18-20

Village of Palmetto Bay……21-27

Village of Pinecrest……28-33

Town of Cutler Bay……34-40

Resolutions……41

City of Florida City……42-43

City Of Homestead……44-46

TPO Governing Board……47-48

Public Involvement Meetings and Workshops……49

Public Involvement Meetings and Workshops Dates……50

Kick- Off Meeting……51

Public Notices……52-57

Presentation……58-80

Project Update Boards……81-91

Sign In Sheets……92-111

Comment Cards……112-122

Corridor Workshops……123

Public Notices……124-129

Project Status Recap……130-141

Project Update Stations……142-170

Workshop #1 Sign- In Sheets……171-181

Workshop #1 Comment Cards……182-199

Workshop #2 Sign- In Sheets……200-213

Workshop #2 Comment Cards……214-248

Workshop #3 Sign- In Sheets……249-258

Workshop #3 Comment Cards……259-269

Surveys, Questionnaire and Results……270-279

Alternatives Public Workshops……280

Public Notices……281-288

Project Update Boards……289-315

Workshop #1 Sign- In Sheets……316-324

Workshop #1 Comment Cards……325-331

Workshop # 2 Sign- In Sheets……332-336

Workshop #2 Comment Cards……337-340

Workshop #3 Sign- In Sheets……341-354

Workshop #3 Comments Cards……355-374

Comment Cards Survey Results……375-376

Project Advisory Group (PAG)……377

PAG Members……378-379

PAG Meeting #1……380-390

PAG Meeting #2……391-410

PAG Meeting #3……411-433

PAG Meeting #4……434-467

PAG Members Final Votes- BRT versus HRT……468-469

Transportation Planning Organization (TPO) Briefings……470

TPO Briefings Meetings……471-473

TPO Committee Meetings Agendas……474-480

Fact Sheets……481

Version 1- English……482-483

Version 1- Spanish……484-485

Version 2- English……486-487

Version 2- Spanish……488-489

Project Team……490

# Project Location Map

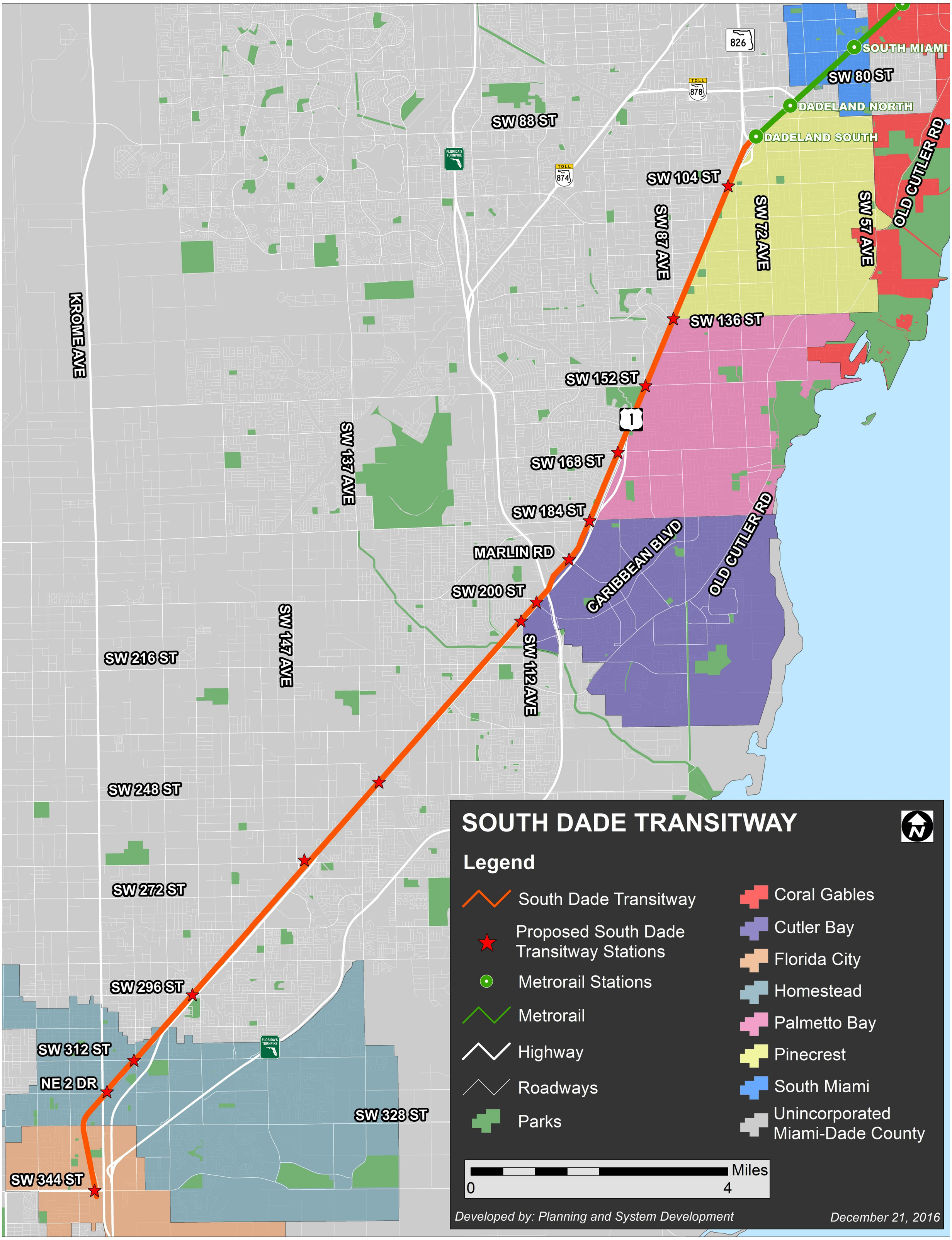
SOUTH MIAMI
826
SW 80 ST
TOLL
878
DADELAND NORTH
DADELAND SOUTH
SW 88 ST
FLORIDA'S TURNPIKE
TOLL
874
SW 104 ST
SW 87 AVE
SW 72 AVE
SW 57 AVE
OLD CUTLER RD
KROME AVE
SW 136 ST
SW 152 ST
1
SW 137 AVE
SW 168 ST
SW 184 ST
MARLIN RD
CARIBBEAN BLVD
OLD CUTLER RD
SW 200 ST
SW 147 AVE
SW 112 AVE
SW 216 ST
SW 248 ST
SW 272 ST
SW 296 ST
SW 312 ST
FLORIDA'S TURNPIKE
NE 2 DR
SW 328 ST
SW 344 ST
SOUTH DADE TRANSITWAY
Legend
South Dade Transitway
Proposed South Dade Transitway Stations
Metrorail Stations
Metrorail
Highway
Roadways
Parks
Coral Gables
Cutler Bay
Florida City
Homestead
Palmetto Bay
Pinecrest
South Miami
Unincorporated Miami-Dade County
Miles
0
4
Developed by: Planning and System Development
December 21, 2016

# Strategic Miami Area Rapid Transit (SMART) Plan

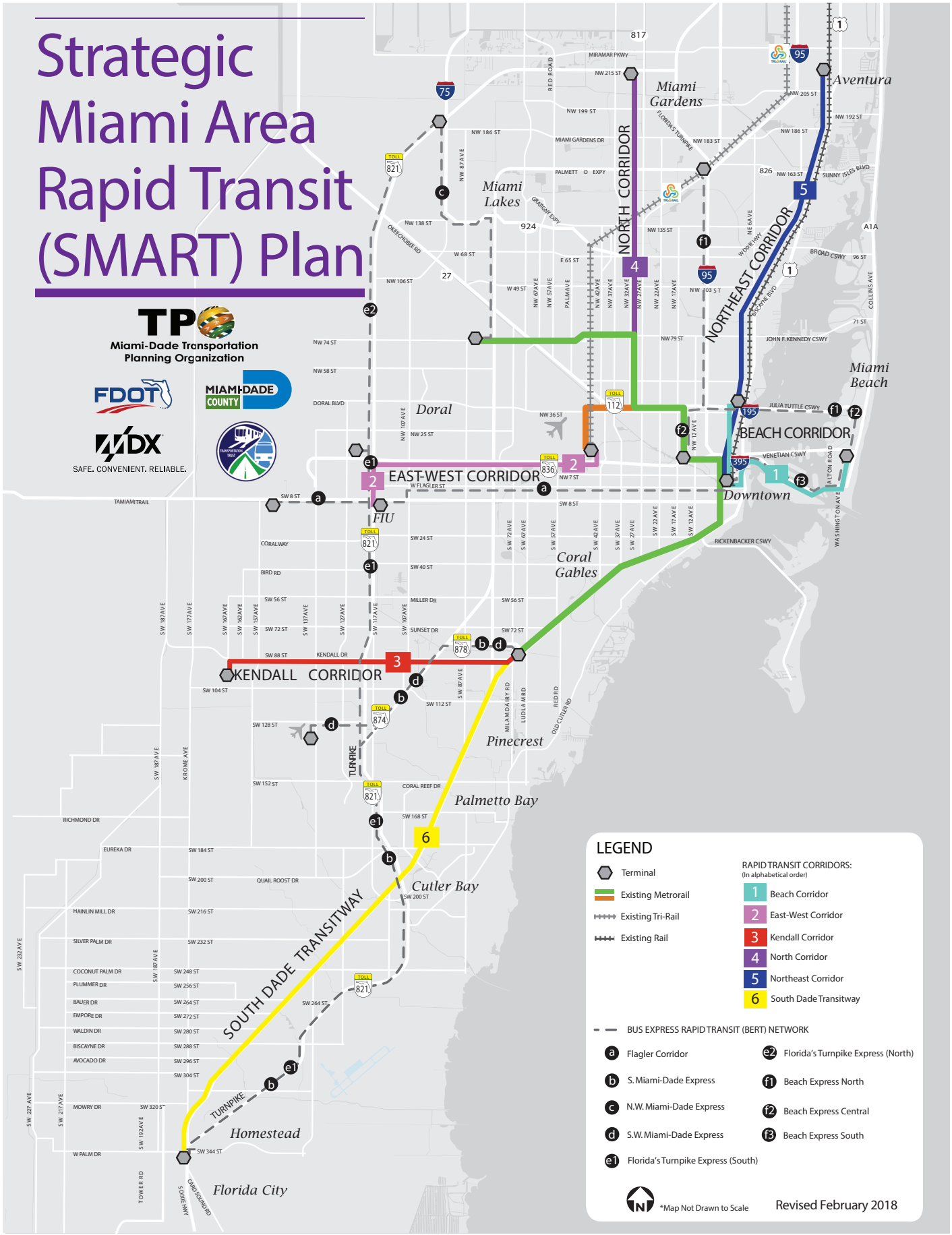

# Community Outreach

# Community Outreach Dates

## South Corridor Rapid Transit Project

## Community Outreach

| No. | Community Outreach | Date | Time |
|---|---|---|---|
| 1 | Elected Officials and Agency Kick- Off Meeting | May 5, 2017 | Cancelled |
| 2 | City of Homestead- George Gretsas, Manager | May 11, 2017 | 1:00 p.m. |
| 3 | Rene Infante, Redland Market Village | May 18, 2017 | 11:00 a.m. |
| 4 | South Miami- Steven Alexander, Manager | May 19, 2017 | 2:00 p.m. |
| 5 | Village of Pinecrest- Yocelyn Galiano, Manager | May 19, 2017 | 3:30 p.m. |
| 6 | Hal Kendall, Property Owner | May 25, 2017 | 1:00 p.m. |
| 7 | Town of Cutler Bay- Rafael Casals, Manager | May 25, 2017 | 3:30 p.m. |
| 8 | Commissioner Daniella Levine Cava, District 8 | May 26, 2017 | 4:30 p.m. |
| 9 | Commissioner Dennis Moss, District 9 | May 30, 2017 | 3:00 p.m. |
| 10 | Public Kick- Off Meeting | May 31, 2017 | 6:00 p.m. |
| 11 | City of Homestead- Council Presentation | June 21, 2017 | 6:00 p.m. |
| 12 | City of Florida City- Council Presentation | June 27, 2017 | 7:30 p.m. |
| 13 | Village of Palmetto Bay- Council Presentation | July 3, 2017 | 6:00 p.m. |
| 14 | Mayor Joseph M. Corradino, Village of Pincrest | July 18, 2017 | 5:00 p.m. |
| 15 | Village of Pinecrest- Council Presentation | July 18, 2017 | 6:00 p.m. |
| 16 | Frenchtex- Don Waters, Property Owners | July 19, 2017 | 4:30 p.m. |
| 17 | Town of Cutler Bay- Council Presentation | July 19, 2017 | 7:00 p.m. |
| 18 | Commissioner Daniella Levine Cava, District 8, Community Meeting | August 30, 2017 | 6:30 p.m. |
| 19 | Project Advisory Group Meeting #1- South Dade Regional Library | October 2, 2017 | 6:00 p.m. |
| 20 | Corridor Workshop #1: The Falls Mall | October 23, 2017 | 6:00 p.m. |
| 21 | Corridor Workshop #2: Southland Mall | October 25,2017 | 6:00 p.m. |
| 22 | Corridor Workshop #3: Miami Dade College- Homestead Campus | December 12, 2017 | 6:00 p.m. |
| 23 | Project Advisory Group Meeting #2- Naranja Branch Library | January 30, 2018 | 4:00 p.m. |
| 24 | Naranja/ Leisure City Community Action Advisory Committee | February 13, 2018 | 6:00 p.m. |
| 25 | Rene Infante, Redland Market Village | February 15, 2018 | 3:00 p.m. |
| 26 | South Dade Chamber Transportation Luncheon | February 22, 2018 | 11:30 a.m. |
| 27 | Councilman Johnny Farias Town Hall Meeting | March 9, 2018 | 6:30 p.m. |
| 28 | City of Florida City- Otis Wallace, Manager | May 7, 2018 | 10:00 a.m. |
| 29 | City of Homestead- George Gretsas, Manager | May 7, 2018 | 2:30 p.m. |
| 30 | Commissioner Daniella Levine Cava, District 8 | May 8, 2018 | 1:30 p.m. |
| 31 | Village of Pinecrest- Yocelyn Galiano, Manager | May 9, 2018 | 9:00 a.m. |

| | | | |
|---|---|---|---|
| 32 | Village of Palmetto Bay- Ed Silva, Manager | May 9, 2018 | 10:30 a.m. |
| 33 | Commissioner Dennis Moss, District 9 | May 10, 2018 | 3:45 p.m. |
| 34 | Town of Cutler Bay- Rafael Casals, Manager | May 11, 2018 | 2:00 p.m. |
| 35 | Project Advisory Group Meeting #3- Palmetto Bay Village Center | May 14, 2018 | 4:00 p.m. |
| 36 | Alternatives Public Workshop #1: Palmetto Bay Golf Course | May 22, 2018 | 6:00 p.m. |
| 37 | Alternatives Public Workshop #2: Florida City Council Chambers | May 23, 2018 | 6:00 p.m. |
| 38 | Alternatives Public Workshop #3: Southland Mall | May 24, 2018 | 6:00 p.m. |
| 39 | City of Homestead Council Meeting | June 20, 2018 | 6:00 p.m. |
| 40 | Town of Cutler Bay Council Meeting | June 20, 2018 | 7:00 p.m. |
| 41 | Project Advisory Group Meeting #4 | June 25, 2018 | 4:30 p.m. |
| 42 | City of Florida City- Council Meeting | June 26, 2018 | 7:30 p.m. |
| 43 | Richmond Height Alliance | June 28, 2018 | 11:00 a.m. |
| 44 | Special- Village of Palmetto Bay- Council Meeting | July 16, 2018 | 6:00 p.m. |
| 45 | Sunshine Meeting | July 17, 2018 | 9:30 a.m. |
| 46 | Village of Pinecrest- Council Meeting | July 17, 2018 | 6:00 p.m. |

# Community Council Meeting Agendas

# CITY OF HOMESTEAD

# COUNCIL MEETING

**City Council**

Jeff Porter, Mayor
Stephen R. Shelley, Vice Mayor
Jenifer N. Bailey, Councilwoman
Jon A. Burgess, Councilman
Patricia Fairclough, Councilwoman
Elvis R. Maldonado, Councilman
Larry Roth, Councilman

George Gretsas, City Manager
Elizabeth Sewell, MPA, MMC, City Clerk
Weiss Serota Helfman Cole & Bierman, P.L., City Attorney

Wednesday, June 20, 2018 @ 6:00 PM

# CITY OF HOMESTEAD
# CITY COUNCIL MEETING
# AGENDA

***PLEASE TURN OFF ALL ELECTRONIC DEVICES PRIOR TO ENTERING COUNCIL CHAMBERS. ****

WEDNESDAY, JUNE 20, 2018 @ 6:00 PM
CITY HALL COUNCIL CHAMBERS
100 CIVIC COURT, HOMESTEAD, FL 33030
WWW.CITYOFHOMESTEAD.COM

**DECORUM POLICY:**

**No individual shall make slanderous or unduly repetitive remarks, or engage in any other form of behavior that disrupts or impedes the orderly conduct of the meeting, as determined by the Mayor and/or Sergeant at Arms. No clapping, applauding, heckling or verbal outbursts in support or opposition to a speaker or his or her remarks shall be permitted. No signs or placards shall be permitted in the Council Chambers. Individuals addressing the Mayor and Council must first be recognized by the Mayor and must do so utilizing the designated podium in the Council Chamber. No more than one person may address the Council at a time unless specifically permitted by the Mayor. No person may stand in or on the aisles, the well or the dais. Individuals waiting to be recognized shall wait in an area designated by the City. Persons exiting the council chambers shall do so quietly. Any individuals determined to have violated the Rules of Decorum, as determined by the Mayor or Sergeant at Arms may be required to leave the Council Chambers.**

1. **CALL TO ORDER/INVOCATION/PLEDGE OF ALLEGIANCE**

   (a) INVOCATION BY PASTOR JOSEPH MARTINEZ, PASTOR OF VICTORY BAPTIST CHURCH

   (b) PLEDGE OF ALLEGIANCE COUNCILMAN MALDONADO & HOMESTEAD POLICE EXPLORERS

2. **ROLL CALL**

3. **ADDITIONS, DELETIONS, DEFERRALS**

4. **CONSENT AGENDA**

   i. (a) MAY 16, 2018 COUNCIL PRESENTATION CEREMONY MINUTES **TAB 1**
   (b) MAY 16, 2018 COUNCIL MINUTES
   (c) JUNE 12, 2018 COUNCIL SPECIAL CALL MINUTES

   ii. **ITEMS FROM THE MAY 8, 2018 COMMITTEE OF THE WHOLE MEETING**

   a. CAR #2364 – BID #201828 – AIR COOLER BUNDLES FOR OP ENGINES **TAB 2**

b. CAR #2368 – FUEL PUMP REPLACEMENT PROJECT – ITB #201809 **TAB 3**

c. CAR #2370 – REQUEST FOR WAIVER OF USAGE FEES **TAB 4**

d. CAR #2377 – HURRICANE IRMA ROOF REPAIRS **TAB 5**

e. CAR #2342 – PROFESSIONAL SERVICE AGREEMENT WITH JOSH PADGETT **TAB 6**

f. CAR #2343 – PROFESSIONAL SERVICE AGREEMENT WITH G4S SECURE SOLUTIONS **TAB 7**

g. CAR # 2374 – CHILDREN'S TRUST SUMMER COLLEGE PREPARATION PROGRAM **TAB 8**

5. **PUBLIC HEARINGS – ORDINANCES, LAND USE ITEMS, ETC.:**

(a) **QUASI-JUDICIAL PUBLIC HEARINGS** – PLEASE BE ADVISED THAT THE FOLLOWING ITEMS ON THE AGENDA ARE QUASI-JUDICIAL IN NATURE. IF YOU WISH TO COMMENT UPON ANY OF THESE ITEMS, PLEASE INDICATE THE ITEM NUMBER YOU WOULD LIKE TO ADDRESS WHEN THE ANNOUNCEMENT REGARDING THE QUASI-JUDICIAL ITEM IS MADE. AN OPPORTUNITY FOR PERSONS TO SPEAK ON EACH ITEM WILL BE MADE AVAILABLE AFTER THE APPLICANT AND STAFF HAVE MADE THEIR PRESENTATIONS ON EACH ITEM.

**SWEARING IN.** ALL TESTIMONY, INCLUDING PUBLIC TESTIMONY AND EVIDENCE, WILL BE MADE UNDER OATH OR AFFIRMATION. ADDITIONALLY, EACH PERSON WHO GIVES TESTIMONY MAY BE SUBJECT TO CROSS-EXAMINATION. IF YOU DO NOT WISH TO BE EITHER CROSS-EXAMINED OR SWORN, YOUR TESTIMONY WILL BE GIVEN ITS DUE WEIGHT. THE GENERAL PUBLIC WILL NOT BE PERMITTED TO CROSS-EXAMINE WITNESSES, BUT THE PUBLIC MAY REQUEST THE COUNCIL TO ASK QUESTIONS OF STAFF OR WITNESSES ON THEIR BEHALF. THE FULL AGENDA PACKET ON EACH ITEM IS HEREBY ENTERED INTO THE RECORD. PERSONS REPRESENTING ORGANIZATIONS MUST PRESENT EVIDENCE OF THEIR AUTHORITY TO SPEAK FOR THE ORGANIZATION. FURTHER DETAILS OF THE QUASI-JUDICIAL PROCEDURES MAY BE OBTAINED FROM THE CLERK. (IN ACCORDANCE WITH CODE SECTION 2-591, ANY LOBBYISTS MUST REGISTER BEFORE ADDRESSING THE COUNCIL ON ANY OF THE FOLLOWING ITEMS). AT THIS TIME COUNCILMEMBERS MUST DISCLOSE ANY EX-PARTE COMMUNICATIONS CONCERNING ANY ITEMS ON THE AGENDA.

AT THIS TIME THE CLERK WILL SWEAR IN ANY PERSON(S) WHO WISHES TO TESTIFY ON ANY QUASI-JUDICIAL ITEM

i. CAR #2387 – PH2017-53 VARIANCES TO EXCEED FLAGPOLE HEIGHT LIMITATION FOR RT AUTOMOTIVE, LLC **TAB 9**

**A RESOLUTION OF THE CITY OF HOMESTEAD, FLORIDA, CONSIDERING A VARIANCE REQUEST FROM SECTION 23-88 "FLAG DISPLAY STANDARDS" OF THE CITY CODE OF ORDINANCES TO PERMIT A FLAG POLE WITH A MAXIMUM HEIGHT OF SIXTY (60) FEET IN CONJUNCTION WITH THE OPERATION OF A CAR DEALERSHIP ON PROPERTY LOCATED AT 111 SOUTH HOMESTEAD BOULEVARD, AS LEGALLY DESCRIBED IN EXHIBIT "A"; AND PROVIDING FOR AN EFFECTIVE DATE.**

ii. CAR #2383 – PH2017-42 FINAL PLAT FOR PULICE LAND SURVEYORS, INC. **TAB 10**

**A RESOLUTION OF THE CITY OF HOMESTEAD, FLORIDA, GRANTING FINAL PLAT APPROVAL FOR AN APPROXIMATELY 46,000 SQUARE FOOT MULTI-TENTANT COMMERCIAL RETAIL SHOPPING CENTER ON AN APPROXIMATELY 5.7 ACRE PARCEL GENEREALLY LOCATED ON CAMPBELL DRIVE (NE 8TH STREET) BETWEEN NE 13TH**

**AVENUE AND NE 15TH AVENUE AS LEGALLY DESCRIBED IN EXHIBIT "A"; AND PROVIDING FOR AN EFFECTIVE DATE.**

iii. CAR #2355 – PH2018-13 CERTIFICATE OF USE FOR 4JJJJ OF MIAMI CORP TO PERMIT SALE OF BEER AND WINE **TAB 11**

**FINAL ORDER OF THE CITY OF HOMESTEAD, FLORIDA GRANTING A CERTIFICATE OF USE TO ALLOW THE SALE OF BEER AND WINE FOR ON-PREMISES CONSUMPTION IN CONJUNCTION WITH THE OPERATION OF A RESTAURANT, LOCATED AT 2572 NE 10th COURT, AS LEGALLY DESCRIBED IN EXHIBIT "A;" AND PROVIDING FOR AN EFFECTIVE DATE.**

6. **LEGISLATIVE MATTERS**

(a) ORDINANCES

*SECOND READING*

i. CAR #2362 – ORDINANCE PROHIBITING MEDICAL MARIJUANA DISPENSARIES **TAB 12**

**AN ORDINANCE OF THE CITY OF HOMESTEAD, FLORIDA, AMENDING THE CITY CODE OF ORDINANCES BY AMENDING CHAPTER 30 "ZONING," ARTICLE I "IN GENERAL," SECTION 30-1 "DEFINITIONS" TO ADD DEFINITIONS RELATED TO MEDICAL MARIJUANA USES AND ESTABLISHING ARTICLE III "DISTRICT REGULATIONS," DIVISION 1 "GENERALLY," SECTION 30-70 "INTERPRETATION OF USES AND STRUCTURES PERMITTED; PROHIBITED USES" TO PROHIBIT MEDICAL MARIJUANA DISPENSARIES; PROVIDING FOR CONFLICTS; PROVIDING FOR SEVERABILITY; PROVIDING FOR INCLUSION IN THE CODE; AND PROVIDING FOR AN EFFECTIVE DATE.**

(b) MOTIONS

i. CAR #2357 – CDBG ENTITLEMENT FUNDS **TAB 13**

7. **RESOLUTIONS**

i. CAR #2340 - DISASTER DEBRIS MONITORING SERVICES **TAB 14**

**A RESOLUTION OF THE CITY COUNCIL OF THE CITY OF HOMESTEAD, FLORIDA, APPROVING AND AUTHORIZING AGREEMENTS FOR DISASTER DEBRIS MONITORING SERVICES, PURSUANT TO RFP# 201818; AND PROVIDING FOR AN EFFECTIVE DATE.**

ii. CAR #2361 – TRAFFIC CONTROL JURISDICTIONAL AGREEMENT WITH MARTINIQUE AT THE OASIS **TAB 15**

**A RESOLUTION OF THE CITY COUNCIL OF THE CITY OF HOMESTEAD, FLORIDA, APPROVING TRAFFIC CONTROL JURISDICTION AGREEMENT BETWEEN MARTINIQUE AT THE ILSES OF OASIS NEIGHBORHOOD ASSOCIATION, INC., AND THE CITY OF HOMESTEAD; ENABLING THE CITY TO EXERCISE TRAFFIC CONTROL ENFORCEMENT JURISDICTION OVER THE PRIVATE ROADS WITHIN THE MARTINIQUE PROPERTY IN ACCORDANCE WITH SECTION 316.006, FLORIDA STATUTES; AUTHORIZING EXECUTION OF THE AGREEMENT;**

**PROVIDING FOR IMPLEMENTATION OF AGREEMENT; PROVIDING FOR EFFECTIVE DATE.**

iii. CAR #2391 – SOUTH CORRIDOR RAPID TRANSIT PROJECT **TAB 16**

**A RESOLUTION OF THE CITY COUNCIL OF THE CITY OF HOMESTEAD, FLORIDA; SUPPORTING THE IMPLEMENTATION OF BUS RAPID TRANSIT SERVICE ("BRT") FOR THE SOUTH DADE CORRIDOR RAPID TRANSIT PROJECT; ACCEPTING COMMITMENT OF MIAMI- DADE COUNTY THAT THE DOWNTOWN HOMESTEAD TRANSIT STATION BE RELOCATED TO THE SITE OF HOMESTEAD STATION; PROVIDING FOR IMPLEMENTATION; PROVIDING FOR DISTRIBUTION; PROVIDING FOR AN EFFECTIVE DATE.**

iv. CAR #2390 – ESTABLISHMENT OF BANK ACCOUNTS WITH CAPITAL ONE FOR NEW MARKET TAX CREDIT TRANSACTION **TAB 17**

**A RESOLUTION OF THE CITY OF HOMESTEAD, FLORIDA, APPROVING THE ESTABLISHMENT OF DEPOSIT ACCOUNTS WITH CAPITAL ONE, NATIONAL ASSOCIATION AND OTHER ENTITIES INVOLVED IN A NEW MARKETS TAX CREDITS TRANSACTION TO PROVIDE FINANCING FOR THE HOMESTEAD STATION PROJECT; APPROVING AND AUTHORIZING A THRID PARTY CUSTODIAN AGREEMENT; APPROVING AND AUTHORIZING THE EXECUTION OF DOCUMENTS; PROVIDING FOR AN EFFECTIVE DATE.**

v. CAR #2347 – LETTER AGREEMENT BETWEEN THE CITY AND DR HOMESTEAD, LLC **TAB 18**

**A RESOLUTION OF THE CITY COUNCIL OF THE CITY OF HOMESTEAD, FLORIDA; APPROVING A LETTER AGREEMENT BETWEEN THE CITY AND DR HOMESTEAD, LLC; PROVIDING FOR IMPLEMENTATION; PROVIDING FOR AN EFFECTIVE DATE.**

vi. CAR #2352 – NEW MARKET TAX CREDIT – OMNIBUS RESOLUTION **TAB 19**

**A RESOLUTION OF THE CITY OF HOMESTEAD, FLORIDA; APPROVING THE PARTICIPATION IN A NEW MARKETS TAX CREDITS TRANSACTION TO PROVIDE FINANCING FOR THE HOMESTEAD STATION PROJECT; APPROVING AND AUTHORIZING THE SOURCE LOAN; APPROVING AND AUTHORIZING THE FUND LOAN; APPROVING AND AUTHORIZING THE PLEDGE OF REIMBURSEMENT AGREEMENT AND FUND LOAN DOCUMENTS; APPROVING AND AUTHORIZING THE EXECUTION OF DOCUMENTS; PROVIDING FOR AN EFFECTIVE DATE.**

vii. CAR #2373 – AGREEMENT BETWEEN CITY AND CITY NATIONAL BANK (CNB) **TAB 20**

**A RESOLUTION OF THE CITY COUNCIL OF THE CITY OF HOMESTEAD, FLORIDA; APPROVING A LETTER AGREEMENT BETWEEN THE CITY AND CITY NATIONAL BANK OF FLORIDA; PROVIDING FOR IMPLEMENTATION; PROVIDING FOR AN EFFECTIVE DATE.**

viii. CAR #2348 – THIRD AMENDMENT TO THE PUBLIC FACILITY GROUND LEASE AGREEMENT **TAB 21**

**A RESOLUTION OF THE CITY COUNCIL OF THE CITY OF HOMESTEAD, FLORIDA; APPROVING A THIRD AMENDMENT TO THE PUBLIC FACILITY GROUND LEASE FOR HOMESTEAD STATION; PROVIDING FOR IMPLEMENTATION; PROVIDING FOR AN EFFECTIVE DATE.**

8. **PUBLIC COMMENTS**

9. **BUSINESS FROM THE CITY MANAGER:**

10. **CITY ATTORNEY'S REPORT:**

11. **REPORTS OF MAYOR AND COUNCIL:**

(a) **COUNCILMAN MALDONADO**

(b) **COUNCILMAN ROTH**

(c) **COUNCILMAN BURGESS**

(d) **COUNCILWOMAN FAIRCLOUGH**

(e) **COUNCILWOMAN BAILEY**

(f) **VICE MAYOR SHELLEY**

(g) **MAYOR PORTER**

i. APPOINTMENT TO THE COMMUNITY RELATIONS BOARD

1. PAUL WIGGINS – RESIDENT

12. **ADJOURNMENT**

- THIS MEETING IS OPEN TO THE PUBLIC. IN ACCORDANCE WITH THE AMERICANS WITH DISABILITIES ACT OF 1990, ALL PERSONS WHO ARE DISABLED AND WHO NEED SPECIAL ACCOMMODATIONS TO PARTICIPATE IN THIS MEETING BECAUSE OF THAT DISABILITY SHOULD CONTACT THE OFFICE OF THE CITY CLERK, 305-224-4442 NO LATER THAN TWO DAYS PRIOR TO SUCH PROCEEDING.

- ANYONE WISHING TO APPEAL ANY DECISION MADE BY THE CITY OF HOMESTEAD CITY COUNCIL, WITH RESPECT TO ANY MATTER CONSIDERED AT SUCH MEETING OR HEARING WILL NEED A RECORD OF THE PROCEEDINGS AND, FOR SUCH PURPOSE, MAY NEED TO ENSURE THAT A VERBATIM RECORD OF THE PROCEEDINGS IS MADE, WHICH RECORD INCLUDES THE TESTIMONY AND EVIDENCE UPON WHICH THE APPEAL IS TO BE BASED.

- AGENDA ITEMS MAY BE VIEWED AT THE OFFICE OF THE CITY CLERK, CITY OF HOMESTEAD, 100 CIVIC COURT, HOMESTEAD, FL 33030. ANYONE WISHING TO OBTAIN A COPY OF ANY AGENDA ITEM SHOULD CONTACT THE CITY CLERK AT 305-224-4442.

- IN ACCORDANCE WITH CODE SECTION 2-591, ANY LOBBYISTS MUST REGISTER WITH THE CITY CLERK'S OFFICE BEFORE ADDRESSING THE COUNCIL ON ANY OF THE ABOVE ITEMS.

- TWO OR MORE MEMBERS OF THE CITY COUNCIL AND OTHER CITY BOARDS MAY BE IN ATTENDANCE AT ANY MEETING LISTED.

- THESE MEETINGS MAY BE CONDUCTED BY MEANS OF OR IN CONJUNCTION WITH COMMUNICATIONS MEDIA TECHNOLOGY, SPECIFICALLY A TELEPHONE CONFERENCE CALL. THE LOCATION, 100 CIVIC COURT, HOMESTEAD, FL 33030, WHICH IS OPEN TO THE PUBLIC, SHALL SERVE AS AN ACCESS POINT.

CITY OF
# FLORIDA CITY
GATEWAY TO THE FLORIDA KEYS AND THE EVERGLADES

## CITY OF FLORIDA CITY
## AGENDA
## REGULAR COMMISSION MEETING

### JUNE 26th, 2018- 7:30 PM

1. **ROLL CALL**

2. **PLEDGE OF ALLEGIANCE**

3. **APPROVAL OF MINUTES**
   Minutes of Commission Meeting of June 12th, 2018

4. **CITY ATTORNEY'S REPORT**

5. **CURRENT AGENDA**

6. **COMMITTEE REPORTS**

7. **OLD BUSINESS**

   **A.) First Reading: Ordinance No: 18-01: An Ordinance of the City of Florida City, Florida, Establishing New Zoning Regulations for Drugstores & Medical Marijuana Treatment Center Dispensing Facilities; providing for an effective date**

| | |
|---|---|
| **Recommended Action:** | **Motion to Discuss/Approve** |
| **Exhibit 7A.)** | **1. Memo from Asst. Comm. Dev. Dir. dd 05/18/18** |
| | **2. Verbal Presentation by City Planner** |
| | **3. Copy of Proposed Ord # 18-01** |
| | **4. Attachments** |

**8. NEW BUSINESS**

**A.) Resolution No: 18-35: A Resolution of the City Commission of the City of Florida City, Florida, approving the purchase of one dump truck**

| | |
|---|---|
| **Recommended Action:** | **Motion to Discuss/Approve** |
| **Exhibit 8A.)** | **1. Memo from Fin. Dir dd 06/20/18** |
| | **2. Verbal Presentation by Fin. Dir.** |
| | **3. Copy of Proposed Reso # 18-35** |
| | **4. Attachments** |

**B.) Acceptance of Audit for Fiscal Year ending September 30, 2016**

| | |
|---|---|
| **Recommended Action:** | **Motion to Discuss/Approve** |
| **Exhibit 8B.)** | **1. Memo from Fin. Dir. dd 06/20/18** |
| | **2. Verbal Presentation by Fin. Dir.** |
| | **3. Copy of Comprehensive Annual Financial Report** |

**C.) Resolution No: 18-34: A Resolution of the City of Florida City, Florida, in favor of the selection of Bus Rapid Transit for the South Corridor project Development & Environment Study and providing for an effective date**

| | |
|---|---|
| **Recommended Action:** | **Motion to Discuss/Approve** |
| **Exhibit 8C.)** | **1. So. Corridor Rapid Transit Project, Project update** |
| | **2. Verbal Presentation by John Kulpa, Consultant Project Manager** |
| | **3. Copy of Proposed Reso # 18-34** |

**9. CITIZEN'S PRIVILEGE**

**10. ADJOURNMENT**

**VILLAGE OF PALMETTO BAY**

Mayor Eugene Flinn
Vice Mayor John DuBois
Council Member Karyn Cunningham (Seat 1)
Council Member David Singer (Seat 2)
Council Member Larissa Siegel Lara (Seat 3)

Village Manager Edward Silva
Village Attorney Dexter Lehtinen
Village Clerk Missy Arocha

In accordance with the Americans with Disabilities Act of 1990, persons needing special accommodation, a sign language interpreter, or hearing impaired to participate in this proceeding should contact the Village Clerk at (305) 259-1234 for assistance no later than four days prior to the meeting.

# AGENDA
# REGULAR COUNCIL MEETING
# MONDAY, JULY 9, 2018 – 7:00 PM

**(Proclamations, Awards, & Presentations will commence at 6:30 PM)**

Village Hall Chambers, 9705 E. Hibiscus Street
(305) 259-1234

**1. CALL TO ORDER, ROLL CALL, PLEDGE OF ALLEGIANCE, AND DECORUM STATEMENT:** Any person making impertinent or slanderous remarks, or who becomes boisterous, while addressing the Council may be barred from further appearance before the Council by the Mayor, unless permission to continue or again address the Council is granted by a majority vote of the Council. Applauding speakers shall be discouraged. Heckling or verbal outbursts in support or opposition to a speaker, or his or her remarks, shall be prohibited. No signs or placards shall be allowed in the Council meeting. Persons exiting the Council meeting shall do so quietly. All cellular telephones and beepers are to be silenced during the meeting.

**2. PROCLAMATIONS, AWARDS, PRESENTATIONS**

A. DTPW South Corridor Rapid Transit Project Presentation

**3. APPROVAL OF MINUTES**

A. Special Council Meeting of May 14, 2018
B. Regular Council Meeting of June 4, 2018

## 4. CONSENT AGENDA

A. A RESOLUTION OF THE MAYOR AND VILLAGE COUNCIL OF THE VILLAGE OF PALMETTO BAY, FLORIDA, RELATING TO ATTORNEYS' FEES; APPROVING ATTORNEYS' FEES AND COSTS FOR LEHTINEN SCHULTZ RIEDI CATALANO FUENTE, PLLC IN THE AMOUNT OF $15,863 FOR PERIOD ENDING MAY 31, 2018; AND PROVIDING FOR AN EFFECTIVE DATE. *(Sponsored by Administration)*

B. A RESOLUTION OF THE MAYOR AND VILLAGE COUNCIL OF THE VILLAGE OF PALMETTO BAY, FLORIDA, APPROVING A DONATION TO THE AMERICAN LEGION POST 133 IN THE AMOUNT OF $5,000 TO ASSIST WITH ROOF REPAIRS; PROVIDING AN EFFECTIVE DATE. *(Sponsored by Councilmember David Singer)*

C. A RESOLUTION OF THE MAYOR AND VILLAGE COUNCIL OF THE VILLAGE OF PALMETTO BAY, FLORIDA, RELATING TO PROFESSIONAL SERVICES; APPROVING A TWO-YEAR EXTENSION OF THE CONTINUING SERVICES AGREEMENTS WITH THE CONSULTING FIRMS IDENTIFIED ON EXHIBIT A FROM THE LAST DATE OF EXPIRATION OF SAID AGREEMENTS; AND PROVIDING AN EFFECTIVE DATE. *(Sponsored by Administration)*

D. A RESOLUTION OF THE MAYOR AND VILLAGE COUNCIL OF THE VILLAGE OF PALMETTO BAY, FLORIDA, RELATED TO SPECIAL EVENTS; AMENDING THE FY 2017-18 SPECIAL EVENT MASTER LIST TO INCORPORATE THE ADDITION OF THE EVENT TO UNVEIL THE PURPLE HEART ENTRY SIGNAGE PLANNED FOR THE INTERSECTION OF SW 136$^{TH}$ STREET AND OLD CUTLER ROAD; APPROPRIATING FUNDING NOT TO EXCEED $3,500 TO COVER COSTS ASSOCIATED WITH THE EVENT; AND PROVIDING AN EFFECTIVE DATE. *(Sponsored by Mayor Eugene Flinn)*

## 5. REQUESTS, PETITIONS AND PUBLIC COMMENTS

A. PROPOSED ACTION MEMORANDUM SPONSORED BY MAYOR EUGENE FLINN:

(1) Contract with Everbridge – Memorandum of Agreement
(2) Communication Services – Emergency Operation Plan
(3) Crosswalk Design and Implementation
(4) Expansion of Age-Friendly Services
(5) Installation of Anti-Human Trafficking Signage
(6) Mangowood Street Restoration
(7) Amending Code – Residential Areas

B. PROPOSED ACTION MEMORANDUMS SPONSORED BY COUNCILMEMBER KARYN CUNNINGHAM:

(1) Cell Tower Repeaters
(2) Creating Policy for Bully Free Zones
(3) Seawall Coalition
(4) Transparency – Placement of Traffic Calming Initiatives on Website in Priority Order

C. PROPOSED ACTION MEMORANDUMS SPONSORED BY COUNCILMEMBER DAVID SINGER:

(1) Community Center Survey after Studies Completed
(2) Process to Remove Speed Tables
(3) Repeal of ½ Penny Sales Tax, if no rail approval
(4) Short Term Rental Policy
(5) Social Media Implementation to Combat Misinformation
(6) Disclosure/Prohibition on Campaign Contributions

**6. VILLAGE MANAGER'S REPORT**

- Update on Independence Day Celebration (4th of July)
- Update on 82nd Avenue Crosswalk
- Update on CERT Training and Safety Review
- Update on Final Ad-Valorem Funding Taxable Values
- Update on PAG Group (Advisory Committee for Transit)
- Update on Request for Partial Road Closures on Old Cutler/ SW 157th Street and SW 82nd Avenue/ SW 156th Street
- Update on Polling Results on Transit
- Discussion on School Resource Officer
- Discussion on Proposed County Zoning Changes
- Discussion on Bus Rapid Transit Request for Support from MDC
- Introduction of Interim Village Police Commander and Police Commander Report

**7. VILLAGE ATTORNEY'S REPORT**

- Update on litigation

**8. VILLAGE CLERK'S REPORT**

- Calendar update

**9. BOARD AND COMMITTEE REPORTS -** Minutes provided for Council's information, in lieu of verbal reports:

A. Education Advisory Board (May 8, 2018)
B. Parks & Rec. and Community Outreach Committee (June 7, 2018)
C. Services/Administrative Advisory Committee (May 17, 2018)

D. Youth Community Involvement Board (May 29, 2018)

**10. RESOLUTIONS WITH PUBLIC COMMENT**

A. A RESOLUTION OF THE MAYOR AND VILLAGE COUNCIL OF THE VILLAGE OF PALMETTO BAY, FLORIDA, RELATING TO AD-VALOREM TAXES; ESTABLISHING THE PROPOSED MAXIMUM MILLAGE RATE OF 2.4659 MILLS AND SETTING THE DATES, TIMES AND LOCATION FOR THE FIRST AND SECOND BUDGET HEARINGS FOR FY 2018-2019; FURTHER DIRECTING THE VILLAGE CLERK TO FILE SAID RESOLUTION WITH THE MIAMI-DADE PROPERTY APPRAISER; AND PROVIDING AN EFFECTIVE DATE. *(Sponsored by Administration)*

B. A RESOLUTION OF THE MAYOR AND VILLAGE COUNCIL OF THE VILLAGE OF PALMETTO BAY, FLORIDA, RELATING TO AD-VALOREM TAXES; ESTABLISHING THE PROPOSED MAXIMUM MILLAGE RATE OF 2.3292 MILLS AND SETTING THE DATES, TIMES AND LOCATION FOR THE FIRST AND SECOND BUDGET HEARINGS FOR FY 2018-2019; FURTHER DIRECTING THE VILLAGE CLERK TO FILE SAID RESOLUTION WITH THE MIAMI-DADE PROPERTY APPRAISER; AND PROVIDING AN EFFECTIVE DATE. *(Sponsored by Mayor Eugene Flinn)*

C. A RESOLUTION OF THE MAYOR AND VILLAGE COUNCIL OF THE VILLAGE OF PALMETTO BAY, FLORIDA, RELATING TO PROCUREMENT' APPROVING THE SELECTION OF STAGE PRO AUDIO CORP D/B/A STAGE DIGITAL ADVISORS TO PROVIDE THE EQUIPMENT AND INSTALLATION SERVICES FOR THE UPGRADE OF THE AUDIOVISUAL SYSTEM FOR THE COUNCIL CHAMBERS, PURSUANT TO RFP NO. 1718-43-001; AUTHORIZING THE VILLAGE MANAGER TO ENTER INTO AN AGREEMENT WITH THE SELECTED VENDOR IN THE AMOUNT OF $ 160,559.99; AND PROVIDING AN EFFECTIVE DATE. *(Sponsored by Administration)*

D. A RESOLUTION OF THE MAYOR AND VILLAGE COUNCIL OF THE VILLAGE OF PALMETTO BAY, FLORIDA, RELATING TO CONTRACTS; APPROVING THE AGREEMENT OF BETWEEN THE VILLAGE OF PALMETTO BAY AND ANZAC CONTRACTORS, INC. TO PROVIDE DESIGN/BUILD SERVICES FOR THE NEW PEDESTRIAN BRIDGE AT CORAL REEF PARK, PURSUANT TO RFP NO. 1617-12-010; AUTHORIZING THE VILLAGE MANAGER TO EXECUTE THE AGREEMENT FOR THE AMOUNT OF $293,317.75; AND PROVIDING AN EFFECTIVE DATE. *(Sponsored by Administration)*

E. A RESOLUTION OF THE MAYOR AND VILLAGE COUNCIL OF THE VILLAGE OF PALMETTO BAY, FLORIDA, RELATING TO

CONTRACTS; APPROVING THE AGREEMENT WITH BARI FOODS, LLC.; AUTHORIZING THE VILLAGE MANAGER TO ENTER INTO A CONTRACT WITH SAID VENDOR TO OPERATE AND MANAGE THE CONCESSION STAND AT PALMETTO BAY PARK; AND PROVIDING AN EFFECTIVE DATE. *(Sponsored by Administration)*

F. A RESOLUTION OF THE MAYOR AND VILLAGE COUNCIL OF THE VILLAGE OF PALMETTO BAY, FLORIDA, RELATED TO PARKS AND RECREATION; APPROVING THE LEASE AGREEMENT BETWEEN THE VILLAGE OF PALMETTO BAY AND MIAMI-DADE COUNTY FOR THE USE OF THE PROPERTY LOCATED AT 900 PERRINE AVE, FOLIO NO 33-5032-004-2610; AUTHORIZING THE VILLAGE MANAGER TO EXECUTE SUCH AGREEMENT FOR FUTURE PROGRAMMING OPPORTUNITIES UNDER THE JURISDICTION OF THE VILLAGE OF PALMETTO BAY; AND PROVIDING AN EFFECTIVE DATE. *(Sponsored by Administration)*

G. A RESOLUTION OF THE MAYOR AND VILLAGE COUNCIL OF THE VILLAGE OF PALMETTO BAY, FLORIDA, RELATED TO ITS STRATEGIC PLAN; APPROVING THE PROPOSAL WITH EXECUCOACH360 TO COMPLETE THE VILLAGE OF PALMETTO BAY'S STRATEGIC PLAN; AUTHORIZING THE VILLAGE MANAGER TO EXECUTE A PROPOSAL FOR THE AMOUNT OF $25,000, PLUS OTHER COSTS OF UP TO $5,000 FOR ONE ADDITIONAL PLANNING SESSION, IF REQUIRED AND APPLICABLE; AND PROVIDING AN EFFECTIVE DATE. *(Sponsored by Administration)*

H. A RESOLUTION OF THE MAYOR AND VILLAGE COUNCIL OF THE VILLAGE OF PALMETTO BAY, FLORIDA, RELATING TO CONTRACTS, APPROVING THE SELECTION OF PRIME SHELL, INC. BY THE VILLAGE MANAGER AND WAIVING THE BID PROCESS DUE TO TIME CONSTRAINTS FOR THE COMPLETION OF THE CORAL REEF PARK RESTROOM, PURSUANT TO THE PREVIOUSLY ISSUED INVITATION TO BID 1718-12-011 AND IN ACCORDANCE WITH THE GUIDELINES OF THE RECREATIONAL TRAILS PROGRAM GRANT (RTP) NO. T13024; AUTHORIZING THE VILLAGE MANAGER TO ENTER INTO CONTRACT WITH SAID COMPANY FOR THE AMOUNT OF $113,462; AND PROVIDING AN EFFECTIVE DATE. *(Sponsored by Administration)*

I. A RESOLUTION OF THE MAYOR AND VILLAGE COUNCIL OF THE VILLAGE OF PALMETTO BAY, FLORIDA, RELATED TO VILLAGE-WIDE TRAFFIC CALMING IMPROVEMENTS; APPROVING THE IMPLEMENTATION OF PHASE 2 OF TRAFFIC STUDIES FOR ALL MAJOR INTERSECTIONS ALONG OLD CUTLER ROAD, AS

IDENTIFIED IN THE ADOPTED TRAFFIC CALMING MASTER PLAN INCLUDING SW 176TH ST., SW 168TH ST. TO SW 144 ST., AND SW 136TH ST.,; AUTHORIZING THE VILLAGE MANAGER TO EXECUTE THE APPLICABLE TRAFFIC STUDY PROPOSALS WITH MARLIN ENGINEERING, INC. FOR THE AMOUNTS OF $44,122.12, $70,646.36, $74,437.72, RESPECTIVELY; AND PROVIDING FOR AN EFFECTIVE DATE. *(Sponsored by Administration)*

J. A RESOLUTION OF THE MAYOR AND VILLAGE COUNCIL OF THE VILLAGE OF PALMETTO BAY, FLORIDA, RESCINDING RESOLUTION NO. 2017-114 DUE TO ERRORS AND OMISSIONS; ACCEPTING A CONTRIBUTION FROM FCI PALMETTO BAY, LLC IN THE AMOUNT OF $500,298.46 FOR THE CONSTRUCTION OF A PORTION OF PARK DRIVE AND THEORETICAL SW 179TH STREET, BOTH WHICH ABUT THE PROPERTY OWNED BY FCI PALMETTO BAY, LLC; AUTHORIZING THE VILLAGE MANAGER TO EXECUTE AN AGREEMENT WITH FCI PALMETTO BAY, LLC IN SUBSTANTIALLY THE ATTACHED FORM; AND PROVIDING FOR AN EFFECTIVE DATE. *(Sponsored by Administration)*

## 11. RESOLUTIONS REQUIRING PUBLIC HEARING

A. A RESOLUTION OF THE MAYOR AND VILLAGE COUNCIL OF THE VILLAGE OF PALMETTO BAY, FLORIDA, RELATING TO ZONING-IN-PROGRESS (ZIP) PURSUANT TO SECTION 30-30.10; ADOPTING A ZONING-IN-PROGRESS RESOLUTION WITH RESPECT TO THE DOWNTOWN URBAN VILLAGE (DUV) ZONING DISTRICTS DURING WHICH TIME THE COUNCIL WILL STUDY AND AMEND THE DUV CODE; BY THE EARLIER OF 60 DAYS FOLLOWING THE ADOPTION OF THIS ZONING-IN-PROGRESS RESOLUTION WHICH IS SEPTEMBER 12, 2018 OR THE FINAL ADOPTION OF THE VILLAGE'S REVISIONS TO THE LAND DEVELOPMENT CODE; FOR THE DURATION OF THE ZIP, A MORATORIUM SHALL APPLY IN THE DOWNTOWN URBAN VILLAGE (DUV) ZONING DISTRICT ON THE APPROVAL OF: ANY RESERVE RESIDENTIAL UNITS, TRANSFER OF DEVELOPMENT RIGHTS (TDR), AND/OR BONUS FLOORS UNDER THE DUV ZONING CODE OR WITHIN THE DUV; PROVIDING THAT THE MORATORIUM DOES NOT APPLY TO PENDING SITE PLAN APPLICATIONS THAT WERE FILED IN SUBSTANTIALLY COMPLETE FORM PRIOR TO APRIL 4, 2017; PROVIDING FOR ORDINANCES IN CONFLICT AND SEVERANCE; AND PROVIDING FOR AN EFFECTIVE DATE. *(Sponsored by Councilmember David Singer)*

## 12. ORDINANCES FOR SECOND READING AND PUBLIC HEARING

## 13. ORDINANCES FOR FIRST READING WITH PUBLIC COMMENT

A. AN ORDINANCE OF THE MAYOR AND VILLAGE COUNCIL OF THE VILLAGE OF PALMETTO BAY, FLORIDA, RELATING TO IMPLEMENTING RESOLUTION 2018-65 RECOMMENDING A FUNDING SOURCE FOR THE PROPOSED COMMUNITY CENTER AND PARK IMPROVEMENTS; AND PROVIDING AN EFFECTIVE DATE. *(Sponsored by Councilmember David Singer)*

B. AN ORDINANCE OF THE MAYOR AND THE VILLAGE COUNCIL OF PALMETTO BAY, FLORIDA, RELATING TO PROTECTION OF DADE COUNTY PINE INDIVIDUAL; PROVIDING FOR PROTECTION STANDARDS FOR DADE COUNTY PINE INDIVIDUAL (PINUS ELLIOTTII); CREATING SECTION _____ OF THE VILLAGE CODE, PROHIBITING THE DESTRUCTION OF DADE COUNTY PINE TREES, AND FOR MITIGATION IF SUCH DESTRUCTION IS UNAVOIDABLE; REQUIRING PERMITS FOR REMOVAL, RELOCATION OR MITIGATION OF DADE COUNTY PINE TREES; PROVIDING FOR AN EFFECTIVE DATE. *(Sponsored by Vice Mayor John DuBois and Co-Sponsored by Mayor Eugene Flinn)*

**14. OTHER BUSINESS**

**15. COUNCIL COMMENTS**

**16. NEXT MEETING AND ADJOURNMENT**

---

WE, THE VILLAGE COUNCIL OF THE VILLAGE OF PALMETTO BAY, HEREBY COMMIT OURSELVES TO MAINTAINING CIVILITY IN OUR PUBLIC AND POLITICAL DISCOURSE AND PLEDGE TO THE FOLLOWING PRINCIPLES:

- We will respect the right of all citizens in our community to hold different opinions;
- We will avoid rhetoric intended to humiliate or question the wisdom of those whose opinions are different from ours;
- We will strive to understand differing perspectives;
- We will choose our words carefully;
- We will speak truthfully without accusation and we will avoid distortion;
- We will speak out against violence, prejudice, and incivility in all of their forms, whenever and wherever they occur.

---

PURSUANT TO FLORIDA STATUTES 286.0105, THE VILLAGE HEREBY ADVISES THE PUBLIC THAT IF A PERSON DECIDES TO APPEAL ANY DECISION MADE BY THIS COUNCIL WITH RESPECT TO ANY MATTER CONSIDERED AT ITS MEETING OR HEARING, HE OR SHE WILL NEED A RECORD OF THE PROCEEDINGS, AND THAT FOR SUCH PURPOSE, THE AFFECTED PERSON MAY NEED TO ENSURE THAT A VERBATIM RECORD OF THE PROCEEDING IS MADE, WHICH RECORD INCLUDES THE TESTIMONY AND EVIDENCE UPON WHICH THE APPEAL IS TO BE BASED. THIS NOTICE DOES NOT CONSTITUTE CONSENT BY THE VILLAGE FOR THE INTRODUCTION OR ADMISSION OF OTHERWISE INADMISSIBLE OR IRRELEVANT EVIDENCE, NOR DOES IT AUTHORIZE CHALLENGES OR APPEALS NOT OTHERWISE ALLOWED BY LAW.

VILLAGE OF PINECREST
Village Council Meeting

Village Council
Joseph M. Corradino, Mayor
Cheri Ball, Vice Mayor
Anna Hochkammer
Doug Kraft
James E. McDonald

Yocelyn Galiano, ICMA-CM
Village Manager

Guido H. Inguanzo, Jr., CMC
Village Clerk

Mitchell Bierman
Village Attorney

# REGULAR MEETING AGENDA

## TUESDAY, JULY 17, 2018, 6:00 P.M.

PINECREST MUNICIPAL CENTER/COUNCIL CHAMBER
12645 PINECREST PARKWAY
PINECREST, FLORIDA

I. CALL TO ORDER/ROLL CALL OF MEMBERS

II. PLEDGE OF ALLEGIANCE

III. CONSENT AGENDA:

PURSUANT TO ORDINANCE 2014-6, ITEMS MAY BE REMOVED FROM THE CONSENT AGENDA BY A MEMBER OF THE VILLAGE COUNCIL. AN ITEM REMOVED FROM THE CONSENT AGENDA WILL THEN BE DISCUSSED AND ACTED ON SEPARATELY IMMEDIATELY FOLLOWING THE CONSIDERATION OF THE CONSENT AGENDA. MEMBERS OF THE PUBLIC MAY COMMENT ON CONSENT AGENDA ITEMS PRIOR TO THE VILLAGE COUNCIL'S CONSIDERATION OF THE CONSENT AGENDA.

A. MINUTES: **TAB 1**

1. JUNE 12, 2018 (REGULAR)

B. RESOLUTIONS:

1. A RESOLUTION OF VILLAGE OF PINECREST, FLORIDA, RECOGNIZING FIFTY YEARS OF MUNICIPAL HOME RULE IN THE FLORIDA CONSTITUTION AND COMMITTING TO THE FLORIDA LEAGUE OF CITIES' EDUCATIONAL INITIATIVE TO HELP FLORIDIANS UNDERSTAND THIS BENEFICIAL RIGHT; PROVIDING FOR AN EFFECTIVE DATE. **TAB 2**

2. A RESOLUTION OF THE VILLAGE OF PINECREST, FLORIDA, WAIVING FEES FOR USE OF THE BANYAN BOWL BY STUDENTS DEMAND ACTION FOR A BENEFIT CONCERT TO BE HELD ON SEPTEMBER 22, 2018; PROVIDING FOR AN EFFECTIVE DATE. **TAB 3**

12645 Pinecrest Parkway, Pinecrest, Florida 33156
T: 305.234.2121 | F: 305.234.2131
www.pinecrest-fl.gov

#pinecrestfl

3. A RESOLUTION OF THE VILLAGE OF PINECREST, FLORIDA, AUTHORIZING THE VILLAGE MANAGER TO ENTER INTO AN AGREEMENT WITH AMANDA PARER FOR THE "BIG BUNNY INVASION" ART EXHIBITION AT PINECREST GARDENS; WAIVING COMPETITIVE BIDDING PROCEDURES OF THE CODE; PROVIDING FOR AN EFFECTIVE DATE. **TAB 4**

IV. AGENDA/ORDER OF BUSINESS

V. SPECIAL PRESENTATIONS:

A. SOUTH CORRIDOR RAPID TRANSIT PROJECT UPDATE **TAB 5**

B. MIAMI PALMETTO HIGH SCHOOL REDEVELOPMENT UPDATE

VI. ORDINANCES:

A. FIRST READING:

1. AN ORDINANCE OF THE VILLAGE OF PINECREST, FLORIDA, AMENDING CHAPTER 30, "LAND DEVELOPMENT REGULATIONS," BY AMENDING ARTICLE 9, "RULES OF CONSTRUCTION AND DEFINITIONS", DIVISION 9.2, "DEFINITION OF TERMS", TO REVISE THE DEFINITION OF "LIMITED LIVESTOCK" AND ASSOCIATED REGULATIONS; PROVIDING FOR SEVERABILITY; PROVIDING FOR CONFLICTS; PROVIDING FOR INCLUSION IN THE CODE; AND PROVIDING FOR AN EFFECTIVE DATE. (MAYOR) **TAB 6**

B. SECOND READING (PUBLIC HEARING):

1. AN ORDINANCE OF THE VILLAGE OF PINECREST, FLORIDA, AMENDING THE CODE OF ORDINANCES, CHAPTER 30, LAND DEVELOPMENT REGULATIONS; DIVISION 5.33, VACATION RENTALS; PROVIDING FOR INCLUSION IN THE CODE OF ORDINANCES; PROVIDING FOR CONFLICTS; PROVIDING FOR SEVERABILITY; AND PROVIDING FOR AN EFFECTIVE DATE. **TAB 7**

#Pinecrestin*g*

2. AN ORDINANCE OF THE VILLAGE OF PINECREST, FLORIDA, AMENDING CHAPTER 30, LAND DEVELOPMENT REGULATIONS, ARTICLE 7, "SIGNS", DIVISION 7.16, "SIGN STANDARDS AND REQUIREMENTS" TO CLARIFY TEMPORARY SIGN POSTING REGULATIONS; PROVIDING FOR SEVERABILITY; PROVIDING FOR CONFLICTS; PROVIDING FOR INCLUSION IN THE CODE; AND PROVIDING FOR AN EFFECTIVE DATE. **TAB 8**

3. AN ORDINANCE OF THE VILLAGE OF PINECREST, FLORIDA, AMENDING CHAPTER 30, "LAND DEVELOPMENT REGULATIONS," BY AMENDING ARTICLE 9, "RULES OF CONSTRUCTION AND DEFINITIONS", DIVISION 9.2, "DEFINITION OF TERMS", TO REVISE THE DEFINITION OF FAMILY; PROVIDING FOR SEVERABILITY; PROVIDING FOR CONFLICTS; PROVIDING FOR INCLUSION IN THE CODE; AND PROVIDING FOR AN EFFECTIVE DATE. **TAB 9**

4. AN ORDINANCE OF THE VILLAGE OF PINECREST, FLORIDA AMENDING THE PINECREST CODE OF ORDINANCES, AMENDING CHAPTER 15, NUISANCES; ARTICLE II, NOISES, UNNECESSARY AND EXCESSIVE PROHIBITED; SECTION 15-21.3, SPECIFIC ACTS CONSIDERED TO BE UNREASONABLY LOUD AND RAUCOUS NOISE; SECTION 15-21.7, ALLOWABLE NOISE CREATED WITHIN COMMERCIAL ZONES; AND SECTION 15-21.8, MAXIMUM ALLOWABLE NOISES CREATED WITHIN RESIDENTIAL ZONES; PROVIDING FOR INCLUSION IN THE CODE; PROVIDING FOR CONFLICT; PROVIDING FOR SEVERABILITY; AND PROVIDING AN EFFECTIVE DATE. **TAB 10**

5. AN ORDINANCE OF THE VILLAGE OF PINECREST, FLORIDA; AMENDING THE 2017-2018 OPERATING AND CAPITAL OUTLAY BUDGET (2nd QUARTER); PROVIDING FOR AN EFFECTIVE DATE. **TAB 11**

6. AN ORDINANCE OF THE VILLAGE OF PINECREST, FLORIDA, AMENDING SECTION 2-231 OF THE CODE OF ORDINANCES BY CHANGING THE DATES OF THE QUALIFYING PERIOD TO COINCIDE WITH THE STATE OF FLORIDA'S QUALIFYING PERIOD; PROVIDING FOR SEVERABILITY, INCLUSION IN THE CODE AND AN EFFECTIVE DATE. **TAB 12**

#Pinecresting

VII. REPORTS AND RECOMMENDATIONS:

A. VILLAGE COUNCIL:

1. PROPOSED EXTENSION OF SR 836/"KENDALL PARKWAY" (COUNCILMEMBER HOCHKAMMER) **TAB 13**

B. VILLAGE MANAGER:

1. COMMUNIQUÉ TO COUNCIL: **TAB 14**

   a. JULY 2018 FOLLOW-UP REPORT
   b. MONTHLY DEPARTMENTAL REPORTS
   c. PEOPLE MOVER REPORT

2. REPRESENTATION IN FPL TRANSMISSION LINE CORRIDOR CASE **TAB 15**

3. PALMETTO HIGH/118th STREET TRAFFIC FLOW MODIFICATIONS **TAB 16**

4. SUBMISSION OF 2018-19 CAPITAL AND OPERATING BUDGET

5. FPL UNDERGOUNDING PILOT PROGRAM

C. VILLAGE CLERK:

1. CONFIRMATION OF YOUTH ADVISORY COUNCIL APPOINTMENTS

D. VILLAGE ATTORNEY

VIII. RESOLUTIONS:

A. A RESOLUTION OF THE VILLAGE OF PINECREST, FLORIDA, DETERMINING THE PROPOSED MILLAGE RATE FOR FISCAL YEAR 2017-2018; SETTING THE DATE, TIME AND PLACE FOR THE PUBLIC HEARINGS REQUIRED BY STATE LAW; DIRECTING STAFF TO TRANSMIT NECESSARY DOCUMENTATION PURSUANT TO THE REQUIREMENTS OF FLORIDA STATUTES AND THE RULES AND REGULATIONS OF THE DEPARTMENT OF REVENUE OF THE STATE OF FLORIDA; PROVIDING FOR AN EFFECTIVE DATE. **TAB 17**

#Pinecresting

B. A RESOLUTION OF THE VILLAGE OF PINECREST, FLORIDA, EXPRESSING SUPPORT FOR THE SELECTION OF BUS RAPID TRANSIT (BRT) FOR THE SOUTH CORRIDOR; PROVIDING FOR AN EFFECTIVE DATE. (COUNCILMEMBER MCDONALD) **TAB 18**

C. A RESOLUTION OF THE VILLAGE OF PINECREST, FLORIDA, ADOPTING PARKING RESTRICTIONS ALONG A PORTION OF SOUTHWEST 67 AVENUE PURSUANT TO ORDINANCE 2001-6; PROVIDING FOR AN EFFECTIVE DATE. **TAB 19**

IX. PLANNING (8:00 P.M. TIME CERTAIN):

THESE PUBLIC HEARINGS ARE QUASI-JUDICIAL PROCEEDINGS AND SHALL BE CONDUCTED PURSUANT TO SECTIONS 2-201 - 2-204 OF THE CODE OF ORDINANCES. ALL PERSONS ADDRESSING THE VILLAGE COUNCIL SHALL BE SWORN-IN PRIOR TO GIVING TESTIMONY AND MAY BE SUBJECT TO CROSS EXAMINATION. ALL PERSONS ADDRESSING THE VILLAGE COUNCIL SHALL STATE THEIR NAME AND ADDRESS FOR THE RECORD.

B. HEARING #2018-0717-1. HABITAT CUSTOM BUILDERS, LLC (APPLICANT), AND 12920 OLD CUTLER ROAD, LLC (OWNER) ARE REQUESTING APPROVAL OF A PRELIMINARY SUBDIVISION PLAT ("ROMEO ESTATES") FOR THE PLATTING AND DIVISION OF PROPERTY KNOWN AS "PORTION OF LOT 6, ROCKDALE ESTATES" FOR THE CREATION OF TWO (2) SINGLE-FAMILY RESIDENTIAL LOTS [LOT 1 IS PROPOSED TO BE 1.002 ACRES (43,627 SQUARE FEET) IN GROSS AREA; LOT 2 IS PROPOSED TO BE 1.272 ACRES (55,408 SQUARE FEET)] FOR THE PROPERTY LOCATED AT 12920 OLD CUTLER ROAD. **TAB 20**

C. HEARING #2018-0717-2. JUAN PABLO MILITELLO AND MARIA GABRIELA HAHAN (APPLICANT) ARE APPEALING THE DECISION OF THE ZONING BOARD TO DENY A VARIANCE FROM THE REQUIREMENTS OF DIVISION 4.2(C)5G OF THE LAND DEVELOPMENT REGULATIONS TO ALLOW CONSTRUCTION OF A TENNIS COURT 7.7 FEET FROM THE EAST SIDE PROPERTY LINE AND 8.0 FEET FROM THE WEST SIDE PROPERTY LINE INSTEAD OF 20 FEET AS OTHERWISE REQUIRED FOR THE PROPERTY LOCATED AT 6130 SOUTHWEST 114 STREET. **TAB 21**

#Pinecresting

## X. SCHEDULE OF FUTURE MEETINGS:

MEETING DATES AND TIMES ARE SUBJECT TO CHANGE. PLEASE VISIT WWW.PINECREST-FL.GOV FOR CURRENT SCHEDULE, REGISTER TO RECEIVE MEETING NOTICES VIA E-MAIL OR FOLLOW US ON TWITTER @PINECRESTFL.

A. BUDGET WORKSHOP
WEDNESDAY, AUGUST 15, 2018, 9:00 A.M.

B. VILLAGE COUNCIL
TUESDAY, SEPTEMBER 11, 2018, 6:00 P.M.

## XI. ADJOURNMENT

*LIVE STREAMING VIDEO OF THIS MEETING IS AVAILABLE AT WWW.PINECREST-FL.GOV/LIVE.*

*ANYONE WISHING TO OBTAIN A COPY OF AN AGENDA ITEM MAY CONTACT THE VILLAGE CLERK AT (305) 234-2121, DOWNLOAD THE COMPLETE AGENDA PACKET FROM WWW.PINECREST-FL.GOV OR VIEW THE MATERIALS AT VILLAGE HALL DURING REGULAR BUSINESS HOURS.*

*IN ACCORDANCE WITH THE AMERICANS WITH DISABILITIES ACT OF 1990, ALL PERSONS WHO ARE DISABLED AND WHO NEED SPECIAL ACCOMMODATIONS TO PARTICIPATE IN THIS MEETING BECAUSE OF THAT DISABILITY SHOULD CONTACT THE VILLAGE CLERK AT (305) 234-2121 NOT LATER THAN FOUR BUSINESS DAYS PRIOR TO SUCH PROCEEDING.*

*PURSUANT TO SEC. 2-11.1(S) OF THE CODE OF MIAMI-DADE COUNTY, ALL PERSONS, FIRMS OR CORPORATIONS EMPLOYED OR RETAINED BY A PRINCIPAL WHO SEEKS TO ENCOURAGE THE PASSAGE, DEFEAT, OR MODIFICATIONS OF (1) ORDINANCE, RESOLUTION, ACTION OR DECISION OF THE VILLAGE COUNCIL; (2) ANY ACTION, DECISION, RECOMMENDATION OF ANY VILLAGE BOARD OR COMMITTEE; OR (3) ANY ACTION, DECISION OR RECOMMENDATION OF VILLAGE PERSONNEL DURING THE TIME PERIOD OF THE ENTIRE DECISION-MAKING PROCESS ON SUCH ACTION, DECISION OR RECOMMENDATION WHICH WILL BE HEARD OR REVIEWED BY THE VILLAGE COUNCIL, OR A VILLAGE BOARD OR COMMITTEE SHALL REGISTER WITH THE VILLAGE BEFORE ENGAGING IN ANY LOBBYING ACTIVITIES ON FORMS PREPARED BY THE VILLAGE CLERK AND SHALL STATE UNDER OATH HIS OR HER NAME, BUSINESS ADDRESS, THE NAME AND BUSINESS ADDRESS OF EACH PERSON OR ENTITY WHICH HAS EMPLOYED SAID REGISTRANT TO LOBBY, AND THE SPECIFIC ISSUE ON WHICH HE OR SHE HAS BEEN EMPLOYED TO LOBBY. A COPY OF THE LOBBYIST REGISTRATION FORM IS AVAILABLE FROM THE OFFICE OF THE VILLAGE CLERK OR ONLINE AT WWW.PINECREST-FL.GOV/CLERK.*

*PURSUANT TO FLORIDA STATUTE 286.0114, THE VILLAGE COUNCIL PROVIDES THE PUBLIC WITH A REASONABLE OPPORTUNITY TO BE HEARD ON ALL MATTERS ON THIS AGENDA.*

*PURSUANT TO FLORIDA STATUTE 286.0105, ANYONE WISHING TO APPEAL ANY DECISION MADE BY THE VILLAGE COUNCIL WITH RESPECT TO ANY MATTER CONSIDERED AT THIS MEETING OR HEARING SHALL NEED A RECORD OF THE PROCEEDINGS AND, FOR SUCH PURPOSE, MAY NEED TO ENSURE THAT A VERBATIM RECORD OF THE PROCEEDINGS IS MADE, WHICH RECORD INCLUDES THE TESTIMONY AND EVIDENCE UPON WHICH THE APPEAL IS TO BE BASED.*

#Pinecresting

# Town of Cutler Bay

*Town Hall*
*10720 Caribbean Blvd*
*Cutler Bay, FL 33189*

## Meeting Agenda

**Wednesday, July 18, 2018**

**7:00 PM**

**Council Chambers**

## Town Council

***MAYOR AND COUNCIL MEMBERS***
***Mayor Peggy R. Bell***
***Vice Mayor Sue Ellen Loyzelle***
***Council Member Mary Ann L. Mixon***
***Council Member Michael P. Callahan***
***Council Member Roger Coriat***

***CHARTER OFFICIALS***
***Town Attorney Mitchell Bierman***
***Town Attorney Chad Friedman***
***Town Manager Rafael G. Casals, ICMA-CM, CFM***
***Town Clerk Debra E. Eastman, MMC***

This meeting is open to the public. In accordance with the Americans with Disabilities Act of 1990, persons needing special accommodation or a sign language interpreter to participate in this proceeding should contact the Town Clerk at (305) 234-4262 for assistance no later than four days prior to the meeting. If hearing impaired, telephone the Florida Relay Services numbers at (800) 955-8771, Telecommunication Devices for the Deaf (TDD), or (800) 955-8700 (voice) for assistance). Wireless connection GUEST@TOWNOFCUTLERBAY is now available in the Town Council Chambers. Once connected, you will be redirected to the new splash page where you must read the Terms of Service and click "I Accept Connect Me Now". Please make note there is a maximum of two (2) hours before you are automatically disconnected from the WiFi and must reconnect.

## 1. CALL TO ORDER, ROLL CALL, PLEDGE OF ALLEGIANCE, & MOMENT OF SILENCE

## 2. TOWN COUNCIL ANNOUNCEMENTS, BOARD & COMMITTEE REPORTS

**A.**

- Mayor Bell July 2018 Report
- Vice Mayor Loyzelle July 2018 Report
- Council Member Mixon July 2018 Report
- Council Member Callahan 2018 Report
- Council Member Coriat 2018 Report

***Attachments:*** Mayor Bell July 2018 Report
Vice Mayor Loyzelle July 2018 Report
Council Member Mixon July 2018 Report
Council Member Callahan July 2018 Report
Council Member Coriat July 2018 Report

## 3. PUBLIC COMMENTS

## 4. REPORTS

### A. TOWN MANAGER'S REPORT

- Town Manager Monthly Report July 2018

***Attachments:*** Town Manager Monthly Report July 2018

- 2017 CAFR and Governance Letter

***Attachments:*** 2017 CAFR and Governence Letter

- G.O. Bond Referendum Summary of Expenditures

***Attachments:*** G.O. Bond Referendum Summary of Expenditures

### B. TOWN ATTORNEY'S REPORT

### C. TOWN CLERK'S REPORT

## 5. CONSENT AGENDA

## APPROVAL OF MINUTES

**A.**
- May 16, 2018 Regular Town Council Minutes
- July 3, 2018 Monsignor Bryan Walsh Children's Village Tour Minutes

***Attachments:*** 05-16-18 RTC Minutes

07-03-18 Monsignor Bryan Walsh Children's Village Tour Minutes

**B.** A RESOLUTION OF THE MAYOR AND TOWN COUNCIL OF THE TOWN OF CUTLER BAY, FLORIDA, SUPPORTING THE CITY OF SOUTH MIAMI'S RESOLUTION ENCOURAGING THE MIAMI-DADE COUNTY BOARD OF COUNTY COMMISSIONERS TO BAN PLASTIC STRAWS OR RESTRICT THEIR USE; PROVIDING FOR TRANSMITTAL; AND PROVIDING FOR AN EFFECTIVE DATE.

***Sponsors:*** Council Member Roger Coriat

***Attachments:*** Council Memo-Support of South Miami Resolution 117-18-15150

Council Memo-Attachment A-Green Master Plan Excerpt

Resolution-Support of South Miami Resolution 117-18-15150

Resolution-Exhibit A-South Miami Resolution No 117-18-15150

**C.** A RESOLUTION OF THE MAYOR AND TOWN COUNCIL OF THE TOWN OF CUTLER BAY, FLORIDA, APPROVING THE CONTRACT BETWEEN THE CHILDREN'S TRUST AND THE TOWN FOR THE PROVISION OF AN AFTER-SCHOOL PROGRAM AT CUTLER RIDGE PARK; PROVIDING FOR AUTHORIZATION; AND PROVIDING FOR AN EFFECTIVE DATE.

***Attachments:*** Managers Memo-Accepting Childrens Trust Grant-After School

Resolution-Accepting Childrens Trust Grant-After School

Exhibit A-Childrens Trust Grant Contract-After School

**D.** A RESOLUTION OF THE MAYOR AND TOWN COUNCIL OF THE TOWN OF CUTLER BAY, FLORIDA, AUTHORIZING THE TOWN MANAGER TO RENEW AND EXTEND THE TOWN'S INTERLOCAL AGREEMENT WITH MIAMI-DADE COUNTY FOR INFORMATION TECHNOLOGY (IT) MAINTENANCE AND SUPPORT SERVICES; AND PROVIDING FOR AN EFFECTIVE DATE.

***Attachments:*** Manager Memo-MDCITD Interlocal Agreement Extension

Manager Memo-Attach A-Reso 17-61 MDCITD Interlocal Agreement

Resolution-MDCITD Interlocal Agreement Extension

Resolution-Exhibit A-MDCITD Interlocal Agreement Extension

**E.** A RESOLUTION OF THE TOWN COUNCIL OF THE TOWN OF CUTLER BAY, FLORIDA, APPROVING MAILFINANCE INC. AND NEOPOST USA, INC. FLORIDA FOR MAIL PROCESSING EQUIPMENT AND ONLINE SERVICES; PROVIDING FOR AUTHORIZATION; AND PROVIDING FOR AN EFFECTIVE DATE.

***Attachments:*** Manager Memo-Neopost Digital Mail Processing System
Manager Memo-Attach A-Neopost Mial Processing System Proposal
Manager Memo-Attach B-Neopost Mail Processing System Agreement
Resolution-Neopost Mail Processing System Agreement
Resolution-Exhibit A-State of Fla Contract No 44102100-17-1

## 6. QUASI-JUDICIAL HEARINGS (PUBLIC HEARING REQUIRED)

**(THESE HEARINGS ARE SCHEDULED FOR A TIME CERTAIN OF 8:00 P.M.)**

**EACH PARTY WILL BE LIMITED TO A PRESENTATION OF 20 MINUTES. THIS TIME LIMITATION MAY BE EXTENDED BY THE CHAIR OF THE MEETING.**

**A.** V-2018-025(a)
A RESOLUTION OF THE MAYOR AND TOWN COUNCIL OF THE TOWN OF CUTLER BAY, FLORIDA, APPROVING A VARIANCE APPLICATION FOR ROSS STORES INC., LOCATED AT 18437 S. DIXIE HIGHWAY, TO PERMIT FOUR (4) WALL SIGNS WHERE ONE (1) IS PERMITTED; AND PROVIDING FOR AN EFFECTIVE DATE.

***Attachments:*** Manager Memo-Ross Stores Inc Wall Signs Variance
Manager Memo-Attachment A-Town Consultant Report
Manager Memo-Attachment B-Variance Application
Manager Memo-Attachment C-Ad Courtesy Notice Posting
Resolution-Approving Ross Stores Inc Wall Signs Variance

**B.** V-2018-025(b)
A RESOLUTION OF THE MAYOR AND TOWN COUNCIL OF THE TOWN OF CUTLER BAY, FLORIDA, APPROVING A VARIANCE APPLICATION FOR ROSS STORES INC., LOCATED AT 18437 S. DIXIE HIGHWAY, TO PERMIT A WALL SIGN TO BE 511 SQUARE FEET WHERE 60 SQUARE FEET IS PERMITTED; AND PROVIDING FOR AN EFFECTIVE DATE.

***Attachments:*** Manager Memo-Ross Stores Inc Wall Sign Variance
Manager Memo-Attachment A-Town Consultant Report
Manager Memo-Attachment B-Variance Application
Manager Memo-Attachment C-Ad Courtesy Notice Posting
Resolution-Approving Ross Stores Inc Wall Sign Variance

**C.** V-2018-025(c)
A RESOLUTION OF THE MAYOR AND TOWN COUNCIL OF THE TOWN OF CUTLER BAY, FLORIDA, APPROVING A VARIANCE APPLICATION FOR ROSS STORES INC., LOCATED AT 18437 S. DIXIE HIGHWAY, TO PERMIT A WALL SIGN TO BE 144 SQUARE FEET WHERE NO SIGN IS PERMITTED; AND PROVIDING FOR AN EFFECTIVE DATE.

***Attachments:***
Manager Memo-Ross Stores Inc Wall Sign Variance
Manager Memo-Attachment A-Town Consultant Report
Manager Memo-Attachment B-Variance Application
Manager Memo-Attachment C-Ad Courtesy Notice Posting
Resolution-Approving Ross Stores Inc Wall Sign Variance

**D.** V-2018-025(d)
A RESOLUTION OF THE MAYOR AND TOWN COUNCIL OF THE TOWN OF CUTLER BAY, FLORIDA, APPROVING A VARIANCE APPLICATION FOR ROSS STORES INC., LOCATED AT 18437 S. DIXIE HIGHWAY, TO PERMIT SIX (6) BANNER SIGNS PER YEAR WHERE FOUR (4) PER YEAR ARE PERMITTED; AND PROVIDING FOR AN EFFECTIVE DATE.

***Attachments:***
Manager Memo-Ross Stores Inc Banner Sign Variance
Manager Memo-Attachment A-Town Consultant Report
Manager Memo-Attachment B-Variance Application
Manager Memo-Attachment C-Ad Courtesy Notice Posting
Resolution-Approving Ross Stores Inc Banner Signs Variance

**E.** V-2018-025(e)
A RESOLUTION OF THE MAYOR AND TOWN COUNCIL OF THE TOWN OF CUTLER BAY, FLORIDA, APPROVING A VARIANCE APPLICATION FOR ROSS STORES INC., LOCATED AT 18437 S. DIXIE HIGHWAY, TO PERMIT TWO (2) BANNER SIGNS TO BE 144 SQUARE FEET WHERE SIXTEEN (16) SQUARE FEET IS PERMITTED; AND PROVIDING FOR AN EFFECTIVE DATE.

***Attachments:***
Manager Memo-Ross Stores Inc Banner Sign Size Variance
Manager Memo-Attachment A-Town Consultant Report
Manager Memo-Attachment B-Variance Application
Manager Memo-Attachment C-Ad Courtesy Notice Posting
Resolution-Approving Ross Stores Inc Banner Size Variance

**F.** V-2018-025(f)
A RESOLUTION OF THE MAYOR AND TOWN COUNCIL OF THE TOWN OF CUTLER BAY, FLORIDA, APPROVING A VARIANCE APPLICATION FOR ROSS STORES INC., LOCATED AT 18437 S. DIXIE HIGHWAY, TO PERMIT FOUR (4) BANNER SIGNS TO BE FORTY EIGHT (48) SQUARE FEET WHERE SIXTEEN (16) SQUARE FEET IS PERMITTED; AND PROVIDING FOR AN EFFECTIVE DATE.

***Attachments:*** Manager Memo-Ross Stores Inc Banner Sign Size Variance
Manager Memo-Attachment A-Town Consultant Report
Manager Memo-Attachment B-Variance Application
Manager Memo-Attachment C-Ad Courtesy Notice Posting
Resolution-Approving Ross Stores Inc Banner Sign Size Variance

## 7. ORDINANCES FOR FIRST READING (NO PUBLIC HEARING REQUIRED)

**A.** AN ORDINANCE OF THE MAYOR AND TOWN COUNCIL OF THE TOWN OF CUTLER BAY, FLORIDA, AMENDING CHAPTER 3 OF THE TOWN CODE, "LAND DEVELOPMENT REGULATIONS," BY CREATING A SECTION 3-18, "ENCLOSED USES" TO PROVIDE REGULATIONS FOR SUCH USES; AMENDING SECTION 3-33, "SITE PLAN APPLICATION" RELATING TO APPLICATIONS WITHIN THE TOWN CENTER DISTRICT AND CONSTRUCTION OF SINGLE-FAMILY RESIDENCES; AMENDING SECTION 3-113.5, "REQUIRED SIGNAGE" RELATING TO ASSISTED LIVING FACILITIES AND GROUP HOMES; AMENDING SECTION 3-158, "SHEDS" RELATING TO REGULATION OF SUCH STRUCTURES; PROVIDING FOR SEVERABILITY; PROVIDING FOR CONFLICT; PROVIDING FOR INCLUSION IN THE CODE; AND PROVIDING FOR AN EFFECTIVE DATE.

***Attachments:*** Manager Memo-1st Reading-Amending Chapter 3 LDR
Ordinance-1st Reading-Amending Chapter 3 LDR

## 8. ORDINANCES FOR FIRST READING (PUBLIC HEARING REQUIRED)

## 9. ORDINANCES FOR SECOND READING (PUBLIC HEARING REQUIRED)

## 10. RESOLUTIONS

**A.** A RESOLUTION OF THE MAYOR AND TOWN COUNCIL OF THE TOWN OF CUTLER BAY, FLORIDA, DETERMINING THE PROPOSED MILLAGE RATE, AND THE DATE, TIME AND PLACE FOR THE FIRST AND SECOND PUBLIC BUDGET HEARINGS AS REQUIRED BY LAW; DIRECTING THE TOWN CLERK AND TOWN MANAGER TO FILE THIS RESOLUTION, IF REQUIRED, WITH THE MIAMI-DADE COUNTY PROPERTY APPRAISER; AUTHORIZING THE TOWN MANAGER TO CHANGE BUDGET HEARING DATES IF NEEDED; AND PROVIDING AN EFFECTIVE DATE.

***Attachments:*** Manager Memo - FY 2018-19 Proposed Millage Rate
Resolution - FY 2018-19 Proposed Millage Rate

## 11. PUBLIC COMMENTS

## 12. ADJOURNMENT

WE, THE TOWN COUNCIL OF CUTLER BAY, HEREBY RECOMMIT OURSELVES TO MAINTAIN CIVILITY IN OUR PUBLIC AND POLITICAL DISCOURSE AND WE HEREBY PLEDGE OUR COMMITMENT TO THE FOLLOWING PRINCIPLES:

• We will respect the right of all citizens in our community to hold different opinions;
• We will avoid rhetoric intended to humiliate or question the wisdom of those whose opinions are different from ours;
• We will strive to understand differing perspectives;
• We will choose our words carefully;
• We will speak truthfully without accusation and we will avoid distortion; and
• We will speak out against violence, prejudice and incivility of their forms, whenever and wherever they occur.

PURSUANT TO FLORIDA STATUTES 286.0105, THE TOWN HEREBY ADVISES THE PUBLIC THAT IF A PERSON DECIDES TO APPEAL ANY DECISION MADE BY THIS COUNCIL WITH RESPECT TO ANY MATTER CONSIDERED AT ITS MEETING OR HEARING, HE OR SHE WILL NEED A RECORD OF THE PROCEEDINGS, AND THAT FOR SUCH PURPOSE, THE AFFECTED PERSON MAY NEED TO ENSURE THAT VERBATIM RECORD OF THE PROCEEDING IS MADE, WHICH RECORD INCLUDES THE TESTIMONY AND EVIDENCE UPON WHICH THE APPEAL IS TO BE BASED. THIS NOTICE DOES NOT CONSTITUTE CONSENT BY THE TOWN FOR THE INTRODUCTION OR ADMISSION OF OTHERWISE INADMISSIBLE OR IRRELEVANT EVIDENCE, NOR DOES IT AUTHORIZE CHALLENGES OR APPEALS NOT OTHERWISE ALLOWED BY LAW.

# Resolutions

**CITY OF FLORIDA CITY**
**RESOLUTION NUMBER: 18-34**

**A RESOLUTION OF THE CITY COMMISSION OF THE CITY OF FLORIDA CITY, FLORIDA, IN FAVOR OF THE SELECTION OF BUS RAPID TRANSIT FOR THE SOUTH CORRIDOR PROJECT DEVELOPMENT & ENVIRONMENT STUDY (PD&E) AND PROVIDING FOR AN EFFECTIVE DATE.**

**WHEREAS,** Miami-Dade County and the Florida Department of Transportation (FDOT) have been working on the development of the SMART plan rapid transit improvements and project Development and Environment (PD&E) studies since 2016; and

**WHEREAS**, under Resolution No: 47-17 the Miami-Dade County Transportation Planning Organization passed on October 19th, 2017 that prioritized both the North and South corridors to Priority 1 in the Long Range Transportation Plan (LRTP) and the Transportation Improvement Program (TIP) for the development of said Corridors: and

**WHEREAS,** the Miami-Dade County Department of Transportation and Public Works (DTPW) has developed their PD&E study for the South Corridor through the development of alternatives and anticipates that they will be making a recommendation to the TPO in July of 2018; and

**WHEREAS**, time is of the essence in order to submit an application for a Small Stars Bus Rapid Transit project to the Federal Transit Administration in the fall of 2018 in order to maintain the opportunity for federal funding for the South Corridor:

**NOW, THEREFORE, BE IT RESOLVED BY THE MAYOR AND CITY COMMISSION OF THE CITY OF FLORIDA CITY, FLORIDA, AS FOLLOWS:**

**THAT THE CITY OF FLORIDA CITY RESOLVES TO SUPPORT THE RECOMMENDATION OF THE DTPW FOR A BUS RAPID TRANSIT PROJECT FOR THE SOUTH CORRIDOR THAT WOULD REINFORCE AND IMPROVE THE OPERATION AND EFFICIENCY OF THE TRANSITWAY.**

**THAT THE CITY OF FLORIDA CITY WANTS TO MAKE IT CLEAR THAT WE FEEL THAT SOUTH MIAMI DADE IS ENTITLED DUE TO PRIOR PROMISES TO HAVE METRO RAIL EXTENDED TO FLORIDA CITY.**

**RESOLUTION NO: 18-34**

**THAT THE CITY OF FLORIDA CITY VIEWS BUS RAPID TRANSIT AS A MORE TIMELY IMPROVEMENT THAT CAN ACCOMMODATE METRO RAIL EXTENSION IN THE FUTURE.**

**PASSED AND ADOPTED THIS 10TH DAY OF JULY, 2018.**

OTIS T WALLACE, MAYOR

ATTEST:

JENNIFER A. EVELYN, CITY CLERK

Approved as to form and legal sufficiency:

REGINE MONESTIME, CITY ATTORNEY

**Offered By: MAYOR**

Motion to adopt by Comm. Berry seconded by Vice Mayor Shiver

FINAL VOTE AT ADOPTION:

| | |
|---|---|
| Mayor Otis T. Wallace | Yes |
| Vice Mayor R. S. Shiver | Yes |
| Commissioner Eugene D. Berry | Yes |
| Commissioner Avis Brown | Opposed |
| Commissioner Sharon Butler | Absent |

**CITY OF HOMESTEAD, FLORIDA**

**RESOLUTION NO. R2018-06-59**

A RESOLUTION OF THE CITY COUNCIL OF THE CITY OF HOMESTEAD, FLORIDA; **SUPPORTING THE IMPLEMENTATION OF BUS RAPID TRANSIT SERVICE ("BRT") FOR THE SOUTH DADE CORRIDOR RAPID TRANSIT PROJECT; ACCEPTING COMMITMENT OF MIAMI- DADE COUNTY THAT THE DOWNTOWN HOMESTEAD TRANSIT STATION BE LOCATED ADJACENT TO HOMESTEAD STATION;** PROVIDING FOR IMPLEMENTATION; PROVIDING FOR DISTRIBUTION; PROVIDING FOR AN EFFECTIVE DATE.

**WHEREAS**, in April 2017, the Miami-Dade County Department of Transportation and Public Works ("DTPW") commissioned the South Corridor Rapid Transit Study to document existing conditions along the South Dade Corridor and develop transit mode alternatives ("Project"); and

**WHEREAS**, the City of Homestead is located along the South Dade Corridor; and

**WHEREAS**, on June 12, 2018, DPTW presented to the City of Homestead an overview of the Project and presented the City with different alternatives, and expressly confirmed the County's commitment that the downtown Homestead BRT station would be relocated adjacent to the site of the City's Homestead Station ; and

**WHEREAS**, the Project is scheduled to be on the July 19, 2018 Miami-Dade TPO Governing Board agenda for the selection of a Locally Preferred Alternative ("LPA"); and

**WHEREAS**, after considering the options presented to the City, the City supports the implementation of Bus Rapid Transit Service ("BRT"); and

**WHEREAS**, the City requests, and hereby accepts the County's commitment, that the existing downtown Homestead BRT station be located adjacent to the site of the City's Homestead Station as indicated in the map Exhibit 1; and

**WHEREAS**, the Council finds that the implementation of the BRT System and location of the downtown Homestead BRT station adjacent to the Homestead Station parking garage is in the best interest of the City and the residents and businesses of the South Dade Corridor.

**NOW, THEREFORE, BE IT RESOLVED BY THE CITY COUNCIL OF THE CITY OF HOMESTEAD, FLORIDA, AS FOLLOWS**:

**Section 1**. **Recitals**. That the above stated recitals are hereby adopted and confirmed.

**Section 2**. **Council Supporting BRT System**. The City Council supports the BRT System for the South Corridor Rapid Transit Project.

**Section 3**. **Council Requesting And Accepting Station Relocation**. The City Council requests that the existing downtown Homestead transit station located near City Hall be located adjacent to the City's Homestead Station Project, and hereby accepts the County's commitment for such location.

**Section 4**. **Implementation**. That the City Manager is hereby authorized to execute all necessary documents and to take any and all action necessary to effectuate the intent of this Resolution.

**Section 5**. **Distribution**. That the City Clerk is hereby directed to distribute a copy of this Resolution to the Miami-Dade County Board of County Commissioners.

**Section 6**. **Effective Date**. That this Resolution shall become effective immediately upon its adoption.

**PASSED AND ADOPTED THIS** 20th day of June, 2018.

JEFF PORTER,
Mayor

ATTEST:

ELIZABETH SEWELL, MPA, MMC
City Clerk

APPROVED AS TO FORM AND LEGAL SUFFICIENCY:

WEISS SEROTA HELFMAN COLE & BIERMAN, P.L.
City Attorney

| | |
|---|---|
| Moved by: | Councilman Larry Roth |
| Seconded by: | Councilman Elvis R. Maldonado |
| Council Vote: | 5-0 |

***FINAL VOTE AT ADOPTION***

| | |
|---|---|
| *Mayor Jeff Porter* | *YES* |
| *Vice Mayor Stephen R. Shelley* | *ABSENT* |
| *Councilwoman Jenifer N. Bailey* | *YES* |
| *Councilman Jon A. Burgess* | *YES* |
| *Councilwoman Patricia Fairclough* | *ABSENT* |
| *Councilman Elvis R. Maldonado* | *YES* |
| *Councilman Larry Roth* | *YES* |

**TPO RESOLUTION #**

**RESOLUTION SELECTING THE LOCALLY PREFERRED ALTERNATIVE (LPA) FOR SOUTH DADE TRANSITWAY CORRIDOR OF THE STRATEGIC MIAMI AREA RAPID TRANSIT (SMART) PLAN**

**WHEREAS**, the Interlocal Agreement creating and establishing the Miami-Dade Metropolitan Planning Organization (MPO), for the Miami Urbanized Area, now known as the Transportation Planning Organization (TPO), requires that the TPO provide a structure to evaluate the adequacy of the transportation planning and programming process; and

**WHEREAS**, in 2016, the TPO Governing Board adopted Resolution #06-16, which established transit as the "highest priority" in Miami-Dade County. Subsequently, the Governing Board unanimously adopted Resolution #26-16, which approved the Strategic Miami Area Rapid Transit (SMART) Plan in order to implement mass transit projects throughout the County; and

**WHEREAS**, the SMART Plan includes six (6) rapid transit corridors along with a network of Bus Express Rapid Transit (BERT) services;

**WHEREAS**, implementation of the vital rapid transit corridors, in whole or in part, will provide needed transportation alternatives and relief from traffic congestion in Miami-Dade County; and

**WHEREAS**, the South Dade Transitway Corridor is one of the six (6) SMART Plan rapid corridors, which stretches approximately 20 miles from the Dadeland South Metrorail Station to SW 344th Street in Florida City; and

**WHEREAS**, under TPO Resolution #47-17, the Governing Board prioritized and advanced the development of the South Dade Transitway Corridor (along with the North Corridor) to Priority I in the Long Range Transportation Plan (LRTP); and

**WHEREAS**, the South Corridor (formally known as South Miami-Dade Transit Corridor) includes a long history of transportation planning. In 2006 a locally preferred alternative was selected by the Governing Board (formally the MPO/Resolution #30-06), as a modified enhanced bus rapid transit (BRT) that included a Metrorail extension to SW 104th Street, and a long-range provision of further extending Metrorail south, as ridership demand warrants; and

**WHEREAS**, the Project Development and Environment (PD&E) studies for the six SMART Plan corridors have been approved and are presently in progress, with the Miami-Dade Department of Transportation and Public Works serving as the lead agency for the South Dade Transitway Corridor,

**NOW, THEREFORE, BE IT RESOLVED BY THE GOVERNING BOARD OF THE TRANSPORTATION PLANNING ORGANIZATION IN ITS ROLE AS THE MPO FOR THE MIAMI URBANIZED AREA,** that this Board hereby selects _____ as the locally preferred alternative for the South Dade Transitway Corridor of the Strategic Miami Area Rapid Transit (SMART) Plan.

The adoption of the foregoing resolution was moved by . The motion was seconded by , and upon being put to a vote, the vote was as follows:

**Chairman** Esteban L. Bovo, Jr.-
**Vice Chairman** Francis Suarez-

| | | | |
|---|---|---|---|
| Board Member Juan Carlos Bermudez | - | Board Member Vince Lago | - |
| Board Member Jose "Pepe" Diaz | - | Board Member Daniella Levine Cava | - |
| Board Member Audrey M. Edmonson | - | Board Member Roberto Martell | - |
| Board Member Dan Gelber | - | Board Member Joe A. Martinez | - |
| Board Member Oliver G. Gilbert, III | - | Board Member Jean Monestime | - |
| Board Member Perla T. Hantman | - | Board Member Dennis C. Moss | - |
| Board Member Carlos Hernandez | - | Board Member Jeff Porter | - |

| | | | |
|---|---|---|---|
| Board Member Sally A. Heyman | - | Board Member Shelly Smith Fano | - |
| Board Member Eileen Higgins | - | Board Member Rebeca Sosa | - |
| Board Member Barbara J. Jordan | - | Board Member Javier D. Souto | - |
| Board Member Smith Joseph | - | Board Member Xavier L. Suarez | - |

The Chairperson thereupon declared the resolution duly passed and approved this day of 19th day of July, 2018.

**TRANSPORTATION PLANNING ORGANIZATION**

**By** _____
**Zainab Salim, Clerk**
**Miami-Dade TPO**

# Public Involvement Meetings and Workshops

## South Corridor Rapid Transit Project

## Public Involvement and Workshops

| No. | Date | Meetings and Workshops | Location | Time |
|---|---|---|---|---|
| 1 | Wednesday, May 31, 2017 | Public Kick- Off Meeting | South Dade Regional Library, Auditorium<br>10750 SW 211 Street<br>Cutler Bay, FL 33189 | 6:00 p.m.- 8:00 p.m. |
| 2 | Monday, October 2, 2017 | Project Advisory Group Meeting #1 | South Dade Regional Library, Auditorium<br>10750 SW 211 Street<br>Cutler Bay, FL 33189 | 6:00 p.m.- 8:00 p.m. |
| 3 | Monday, October 23, 2017 | Corridor Workshop #1 | The Falls Mall<br>8888 SW 136th Street<br>Miami, FL 33176 | 6:00 p.m.- 8:00 p.m. |
| 4 | Wednesday, October 25, 2017 | Corridor Workshop #2 | Southland Mall<br>20505 S Dixie Highway<br>Miami, FL 33189 | 6:00 p.m.- 8:00 p.m. |
| 5 | Tuesday, December 12, 2017 | Corridor Workshop #3 | Miami Dade College<br>Homestead Campus<br>500 College Terrace<br>Homestead, FL 33030 | 6:00 p.m.- 8:00 p.m. |
| 6 | Tuesday January 30, 2018 | Project Advisory Group Meeting #2 | Naranja Branch Library<br>Meeting Room<br>14850 SW 280th Street<br>Homestead, FL 33032 | 4:00 p.m.- 7:00 p.m. |
| 7 | Monday, May 14, 2018 | Project Advisory Group Meeting #3 | Village of Palmetto Bay<br>9705 East Hibiscus Street<br>2nd Floor Training Room<br>Palmetto Bay, FL 33157 | 4:00 p.m.- 7:00 p.m. |
| 8 | Tuesday, May 22, 2018 | Alternatives Workshop #1 | Palmetto Bay Golf Course<br>9300 SW 152nd Street<br>Miami, FL 33157 | 6:00 p.m.- 7:00 p.m. |
| 9 | Wednesday, May 23, 2018 | Alternatives Workshop #2 | City of Florida City<br>City Hall Chambers<br>404 W Palm Drive<br>Florida City, FL 33034 | 6:00 p.m.- 8:00 p.m. |
| 10 | Thursday, May 24, 2018 | Alternatives Workshop #3 | Southland Mall<br>20505 S Dixie Highway<br>Miami, FL 33189 | 6:00 p.m.- 8:00 p.m. |
| 11 | Monday, June 25, 2018 | Project Advisory Group Meeting #4 | South Dade Regional Library<br>Auditorium<br>10750 SW 211 Street<br>Cutler Bay, FL 33189 | 4:30 p.m.- 7:30 p.m. |

# Kick- Off Meeting

# Public Notices

# PUBLIC KICK-OFF MEETING

## South Corridor Rapid Transit Project

Your feedback is important!

**South Dade Transitway from SW 344th Street on the south to the Dadeland South Metrorail Station on the north**

**Wednesday, May 31, 2017**
**6:00 p.m. – 8:00 p.m.**
**South Dade Regional Library**
**Auditorium**
**10750 SW 211 Street**
**Cutler Bay, Florida 33189**

The Department of Transportation and Public Works is hosting this meeting to introduce the public to the South Corridor Rapid Transit Project. The South Corridor is being studied as a part of the Strategic Miami Area Rapid Transit (SMART) Plan, which identified the development of six rapid transit corridors that will directly support the mobility of our future population and employment growth. The meeting will begin at 6:00 p.m., with a formal presentation on the purpose of the project starting at 6:30 p.m. Graphic displays will be shown and DTPW representatives will be available to informally discuss the project and answer questions. If you have any questions or comments, please contact the DTPW Public Information Officer Karla Damian by telephone at (786) 469-5420, or by email at kdamian@miamidade.gov.

Public participation at this meeting is solicited without regard to race, color, national origin, age, gender, religion, disability or family status. Pursuant to the provisions of the Americans with Disabilities Act, any person requiring special accommodations to participate in this meeting is asked to advise the agency at least seven days before the meeting by contacting: Marcos Ortega at (786) 469-5225, or by email: marcos.ortega@miamidade.gov. If you are hearing or speech impaired, please contact the agency using the Florida Relay Service: 1 (800) 955-8771 (TDD) or 1 (800) 955-8770 (Voice).

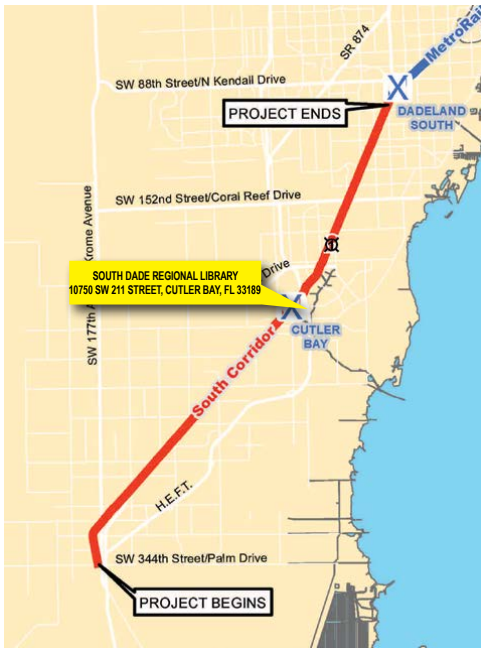

# REUNIÓN PÚBLICA DE INICIACIÓN

## Proyecto de el Corredor del sur de Tránsito Rápido

¡Su opinión es importante!

**South Dade Transitway entre la calle 344 del suroeste al sur, hasta la estación de Dadeland South del Metrorail en el norte**

El Departamento de Transporte y Obras Públicas está realizando esta reunión con la finalidad de presentar al público el Proyecto sobre el Corredor de Tránsito Rápido en el sur del Condado Miami-Dade. Se está llevando a cabo un estudio del corredor del sur como parte del Plan de Tránsito Rápido en Áreas Estratégicas de Miami, conocido también como SMART Plan, el cual identificó el desarrollo de seis corredores de tránsito rápido que apoyarán directamente la movilidad de nuestra población futura y el crecimiento de empleos. La reunión comenzará a las 6:00 p.m. y una presentación formal sobre el objetivo del proyecto que comenzará a las 6:30 p.m. Habrá exhibiciones gráficas y representantes del DTPW presentes para explicar informalmente el proyecto y responder a preguntas. Si tiene cualquier pregunta o comentario, por favor comuníquese con Karla Damian, encargada de Información Pública del DTPW, por el número telefónico (786) 469-5420, o por correo electrónico a kdamian@miamidade.gov.

**Miércoles, 31 de mayo del 2017**
**6:00 p.m. - 8:00 p.m.**
**Auditorio de la Biblioteca Regional de South Dade**
**10750 SW 211 Street, Cutler Bay, Florida 33189**

Se solicita la participación del público sin importar la raza, color, origen nacional, edad, sexo, religión, discapacidad o estado familiar. De acuero con la Ley de Estadounidenses con Discapacidades, se agradece que toda persona que requiera ajustes especiales a fin de participar en esta reunión informe a la agencia con de 7 días de anticipación a través del siguiente contacto: Marcos Ortega por el (786) 469-5225, o por correo electrónico: marcos.ortega@miamidade.gov. Si tiene dificultades auditivas o del habla, por favor comuníquese con la agencia a través del servicio Florida Relay Service: por el 1 (800) 955-8771 (TDD) o por el 1 (800) 955-8770 (voz).

Postmaster: Please deliver to addressee or current resident.

PRESORTED STD
US POSTAGE
**PAID**
PERMIT NO. 1169
Fort Lauderdale, FL

PALMETTO BAY

# Village honors former clerk's late daughter

BY MONIQUE O. MADAN
*mmadan@miamiherald.com*

The playground at Coral Reef Park in Palmetto Bay now has its own name: Bridget Allison Pier Playground.



On May 13, village officials held a dedication and ceremony in honor of Bridget Allison Pier, the 7-year-old daughter of former village clerk Meighan Pier Alexander. Bridget died in 2011 after having a stroke while on vacation in Hawaii, a place she loved.

The dedication took place on what would have been her 13th birthday. The young girl attended Coral Reef Elementary School, which adjoins the park's playground area. The playground is currently being revamped.

Last year, a town hall meeting for children was held to gather ideas for the new playground equipment. At the park's dedication ceremony, some of those same students were part of a chorus that performed during the dedication. Many of Bridget's former first grade classmates also attended. Those who went were given Hawaiian necklaces.

Bridget died in Hawaii in 2011 during her mother's Makapuu one-year beach wedding anniversary celebration. One night after returning to the hotel room from a day of surfing, the blue-eyed girl suffered a stroke. She died days later.

Bridget loved the ocean and all the creatures in it, her mother said. She had expressed a deep desire to one day live in Hawaii. Because of Bridget's love for the island, her organs were donated to those who needed them in Hawaii. Her ashes were scattered in the Pacific Ocean.




Village of Palmetto Bay

Former classmates of Bridget Allison Pier, the late daughter of Palmetto Bay's former village clerk Meighan Pier Alexander, at the newly-named Bridget Allison Pier Playground.





**Public Kick-Off Meeting Notice**
**South Corridor Rapid Transit Project**
**South Dade Transitway from SW 344th Street on the south to the Dadeland South Metrorail Station on the north**

**Department of Transportation and Public Works**
**Public Kick-Off Meeting**

The Department of Transportation and Public Works is hosting this meeting to introduce the public to the South Corridor Rapid Transit Project. The South Corridor is being studied as a part of the Strategic Miami Area Rapid Transit (SMART) Plan, which identifies the development of six rapid transit corridors that will directly support the mobility of our future population and employment growth.

**6 p.m. to 8 p.m.**
**Wednesday, May 31, 2017**
**South Dade Regional Library, Auditorium**
**10750 SW 211th Street**
**Cutler Bay, Florida 33189**

For information about this meeting or the project, please contact DTPW Public Information Officer Karla Damian at (786)469-5420, or by email at Karla.Damian@miamidade.gov.

The meeting will begin at 6:00 p.m. with a formal presentation starting at 6:30 p.m. Graphic displays will be shown and DTPW representatives will be available to informally discuss the project and answer questions. Public participation at this meeting is solicited without regard to race, color, national origin, age, gender, religion, disability or family status. Pursuant to the provisions of the Americans with Disabilities Act (ADA), any person requiring special accommodations to participate in this meeting is asked to advise the agency at least 7 days before the meeting by contacting: Marcos Ortega at (786) 469-5225, or by email: marcos.ortega@miamidade.gov. If you are hearing or speech impaired, please contact the agency using the Florida Relay Service: 1 (800) 955-8771 (TDD) or 1 (800) 955-8770 (Voice).

## Reunión Pública de Iniciación
## Proyecto de el Corredor del Sur de Tránsito Rápido
**South Dade Transitway entre la calle 344 del suroeste al sur, hasta la estación de Dadeland South del Metrorail en el norte**

### Departamento de Transporte y Obras Públicas del Condado de Miami-Dade

El Departamento de Transporte y Obras Públicas, DTPW, por sus siglas en inglés está realizando esta reunión con la finalidad de presentar al público el Proyecto sobre el Corredor de Tránsito Rápido en el sur del Condado de Miami-Dade. Se está llevando a cabo un estudio del Corredor Sur como parte del Plan de Tránsito Rápido en Áreas Estratégicas de Miami, conocido también como el SMART Plan, el cual identificó el desarrollo de seis corredores de tránsito rápido que apoyarán directamente a la movilidad de nuestra población futura y el crecimiento de empleos.

**6 p.m. - 8 p.m.**
**Miércoles, 31 de mayo del 2017**
**Auditorio, Biblioteca Regional de South Dade**
**10750 SW 211 th Street**
**Cutler Bay, Florida 33189**

Para obtener información sobre esta reunión o estudio, comuníquese con Karla Damian, Representante de Información Pública de DTPW al (786) 469-5420, o por el correo electrónico Karla.Damian@miamidade.gov.

La audiencia tendrá un formato informal con una presentación formal que comenzará a las 6:30 p.m. Habrá exhibiciones gráficas y representantes del DTPW presentes para explicar el proyecto y responder preguntas. Se solicita la participación pública en esta reunión sin distinción de raza, color de piel, nacionalidad, edad, sexo, religión, discapacidad ni situación familiar. De conformidad con la Ley de Estadounidenses con Discapacidades, se agradece que toda persona que requiera ajustes especiales a fin de participar en esta reunión informe a la agencia con una antelación de 7 días como mínimo a la reunión a través del siguiente contacto: Marcos Ortega por el (786) 469-5225, o por correo electrónico: marcos.ortega@miamidade.gov. Si tiene dificultades auditivas o del habla, por favor comuníquese con la agencia a través del servicio Florida Relay Service: por el 1 (800) 955 -8771 (TDD) o por el 1 (800) 9558770 (voz).


DURA-SEX Alternativa Natural a Viagra

Erección Firme y Prolongada, Sin efectos secundarios, 100% Natural Efectiva en diabéticos e Hipertensos.

Resuelva sin riesgo y disfrute su relación




PARA HOMBRES DE 19 A 90 AÑOS

OFERTA ESPECIAL

$48 por 6 pastillas o

$90 por 12 pastillas

Tiene usted erección blanda, falta de erección o Eyaculación rápida? Durasex es la solución

Suplementos Naturales, para cada día:

Para combatir la eyaculación rápida y aumentar la libido .....$60.00
Para elevar el nivel de su testosterona.....$40.00
Para combatir cancer y próstata inflamada.....$47.00
Para combatir su diabetes tipo 2 y su presion alta.....$65.00

Kareli, Inc (9am a 6pm)
1661 s.w.67 ave. Miami, FL. 33155
(305) 926-6559
www.durasexcap.com
www.durasexsublingual.com



CONSEJOS EXPERTOS — CRUISE.COM — LOS PRECIOS MAS BAJOS

Nunca un cargo de reserva
¡LOS PRECIOS DE CRUCEROS MAS BAJOS GARANTIZADOS!

¡SUPER VENTA EXCLUSIVA DE CRUCEROS!

Hasta $1700 de Crédito a Bordo, hasta $1700 de Devolución de Dinero, 30% de DCTO. para TODOS los Pasajeros, Hasta $600 DCTO además de 2 a 4 Comodidades, Cena Especial Gratis, Propinas Gratis, Mejoras Gratis, Paquete de Bebidas Gratis, Paquete Gratis de Internet, 3er/4to Pasajero Viaja Gratis, Crédito para Excursión en Tierra y Depósito Rebajado en algunos cruceros.

ALASKA

Celebrity Cruises — 7 Días a Alaska — Saliendo de Seward - Vancouver — Desde $519* pp — Vista al mar $879* pp — Balcón $1459* pp — Impuestos y cuotas $215.92pp

Norwegian Cruise Line — 7 Días a Alaska — Saliendo de Seward - Vancouver — Desde $549* pp — Vista al mar $599* pp — Balcón $999* pp

Holland America Line — 7 Días a Alaska — Saliendo de Seward - Vancouver — Desde $549* pp — Vista al mar $599* pp — Suite $2279* pp

Princess Cruises — 7 Días a Alaska — Saliendo de Vancouver-Whittier — Desde $559* pp — Vista al mar $739* pp — Balcón $1279* pp

Royal Caribbean International — 7 Días a Alaska — Saliendo de Seward - Vancouver — Desde $599* pp — Vista al mar $740* pp — Balcón $1479* pp — Impuestos y cuotas $216.74pp

Carnival — 7 Días a Alaska — Saliendo de Seattle. Ida y vuelta — Desde $869* pp — Vista al mar $1069* pp — Balcón $1459* pp

BAHAMAS

Carnival — 3 Días a Bahamas — Saliendo de Miami, FL. Ida y vuelta — Desde $189* pp — Vista al mar $239* pp — Balcón $299* pp

Royal Caribbean International — 4 Días a Bahamas — Saliendo de Miami, FL. Ida y vuelta — Desde $229* pp — Vista al mar $289* pp — Jr. Suite $609* pp — Impuestos y cuotas $114.66pp

MSC Cruises — 3 Días a Bahamas — Saliendo de Miami, FL. Ida y vuelta — Desde $269* pp — Vista al mar $329* pp — Balcón $389* pp

Holland America Line — 3 Días a Bahamas — Saliendo de Ft. Laud. Ida y vuelta — Desde $299* pp — Vista al mar $329* pp — Balcón $389* pp

Norwegian Cruise Line — 3 Días a Bahamas — Saliendo de Saliendo de Miami. I/V BAR ABIERTO — Desde $299* pp — Vista al mar $349* pp — Balcón $469* pp

Celebrity Cruises — 3 Días a Bahamas — Saliendo de Miami, FL. Ida y vuelta — Desde $299* pp — Vista al mar $399* pp — Balcón $499* pp — Impuestos y cuotas $94.89pp

CARIBE

MSC Cruises — 7 Días al Caribe — Saliendo de Miami, Fl. Ida y vuelta — Desde $349* pp — Vista al mar $540* pp — Balcón $705* pp

Carnival — 7 Días al Caribe — Saliendo de Ft. Laud. Ida y vuelta — Desde $399* pp — Vista al mar $509* pp — Balcón $679* pp

OFERTA DE LA SEMANA

CUNARD
Tres en Total:
¡Hasta 30% de Ahorros, hasta $1000 de Crédito a Bordo, Crédito Alternativo para Cenar, Además Propinas Gratis en Viajes al Mediterráneo!
7 Días en el Mediterráneo
Saliendo de Trieste, Italia a Atenas, Grecia.
Desde $699* pp
Experimente lo Último en Relajación, Cena Gourmet, Actividades Inolvidables y Servicio Impecable cuando usted reserve la oferta de Tres en Total hasta el 31 de Mayo, 2017.

CARIBE

Norwegian Cruise Line — 7 Días al Caribe — Saliendo de Miami, FL. Ida y vuelta — Desde $499* pp — Vista al mar $619* pp — Balcón $1129* pp

Royal Caribbean International — 7 Días al Caribe — Saliendo de Ft. Laud. Ida y vuelta — Desde $509* pp — Vista al mar $555* pp — Balcón $789* pp — Impuestos y cuotas $124.23pp

Princess Cruises — 5 Días al Caribe — Saliendo de Ft. Laud. Ida y vuelta — Desde $539* pp — Vista al mar $569* pp — Balcón $729* pp

Holland America Line — 7 Días al Caribe — Saliendo de Ft. Laud. Ida y vuelta — Desde $589* pp — Vista al mar $619* pp — Balcón $719* pp

Celebrity Cruises — 7 Días al Caribe — Saliendo de Miami, FL. Ida y vuelta — Desde $639* pp — Vista al mar $739* pp — Balcón $739* pp — Impuestos y cuotas $135.46pp

Costa — 10 Días al Caribe — Saliendo de Ft. Laud. Ida y vuelta — Desde $709* pp — Vista al mar $799* pp — Balcón $929* pp

EUROPA

MSC Cruises — 7 Días a Europa — Saliendo de Barcelona, España a Nápoles, Italia. — Desde $399* pp — Vista al mar $489* pp — Balcón $779* pp

Norwegian Cruise Line — 7 Días a Europa — Saliendo de Venecia, Italia. Ida y vuelta. — Desde $499* pp — Vista al mar $499* pp — Balcón $1099* pp

Costa — 10 Días a Europa — Saliendo de Barcelona, España. Ida y vuelta. — Desde $569* pp — Vista al mar $795* pp — Balcón $1065* pp

Royal Caribbean International — 7 Días a Europa — Saliendo de Venecia, Italia. Ida y vuelta. — Desde $649* pp — Vista al mar $769* pp — Balcón $1529* pp — Impuestos y cuotas $91.79pp

Princess Cruises — 12 Días a Europa — Saliendo de Southhampton. Ida y vuelta. — Desde $989* pp — Vista al mar $1289* pp — Balcón $1289* pp

Holland America Line — 10 Días a Europa — Saliendo de Roma, Italia. Ida y vuelta. — Desde $1029* pp — Vista al mar $1229* pp — Balcón $1369* pp

EXOTICO

Royal Caribbean International — 4 Días a Cuba — Saliendo de Miami, FL. Ida y vuelta. — Desde $399* pp — Vista al mar $499* pp — Jr. Suite $1149* pp — Impuestos y cuotas $115.02pp

Carnival — 7 Días a EEUU/Canadá — Saliendo de New York. Ida y vuelta. — Desde $459* pp — Vista al mar $599* pp — Balcón $889* pp

Norwegian Cruise Line — 7 Días a EEUU/Canadá — Saliendo de New York. Ida y vuelta. — Desde $599* pp — Vista al mar $799* pp — Balcón $1269* pp

Celebrity Cruises — 7 Días a Bermuda — Saliendo de Bayonne, NJ. Ida y vuelta. — Desde $689* pp — Vista al mar $879* pp — Balcón $1169* pp — Impuestos y cuotas $193.20pp

Princess Cruises — 10 Días a México — Saliendo de San Francisco. Ida y vuelta. — Desde $699* pp — Vista al mar $749* pp — Balcón $989* pp

Holland America Line — 10 Días a Panamá — Saliendo de Ft. Laud. Ida y vuelta. — Desde $789* pp — Vista al mar $999* pp — Balcón $1269* pp

866-263-5855

*Precios por pers. c/aloj. dbl. sólo en Crucero en algunas giras. Hay ciertas restricciones. Los impuestos y cargos del gobierno son adicionales. Los precios incluyen NFCs. Los precios son en dólares de EE.UU. Todos los itinerarios y precios están vigentes el día de la publicación de este anuncio y están sujetos a cambio sin aviso. Todas las Ofertas Exclusivas son por camarote en ciertos barcos y fechas de viaje y no son canjeables por dinero en efectivo ni pueden combinarse con otras promociones. Barcos Registrados en Las Bahamas y Panamá. CST #2015595-50 / Precios Más Bajos, Garantizado: Para tener derecho a esta garantía, el precio de la competencia que aparece en el anuncio debe estar disponible para reservación y ser una oferta idéntica de Sólo-Crucero. (Barco, Fecha, Destino, Categoría, etc). El cliente debe cumplir con las normas vigentes de las líneas de cruceros que anuncien la oferta. La garantía no incluye transporte aéreo ni terrestre, ciertos cargos a bordo, etc. Esta oferta es válida sólo para líneas de cruceros afiliadas con CLIA.

Miami Herald
MEDIA COMPANY

**PUBLISHED DAILY**
**MIAMI-DADE-FLORIDA**

**STATE OF FLORIDA**
**COUNTY OF MIAMI-DADE**

Before the undersigned authority personally appeared:

**Jeannette Martinez**

who on oath says that he/she is

**CUSTODIAN OF RECORDS**

of The Miami Herald, a daily newspaper published at Miami in Miami-Dade County, Florida; that the attached copy of advertisement that was published was published in said newspaper in the issue of:

**May 25th, 2017**

Ad #0003087593-01 (2 zones) & 02 (ENH)

Affiant further says that the said The Miami Herald is a newspaper published at Miami, in the said Miami-Dade County, Florida and that the said newspaper has heretofore been continuously published in said Dade County, Florida each day and has been entered as second class mail matter at the post office in Miami, in said Miami-Dade County, Florida, for a period of one year next preceding the first publication of the attached copy of advertisement; and affiant further says that he has neither paid nor promised any person, firm or corporation any discount, rebate, commission or refund for the purpose of securing this advertisement for publication in the said newspapers(s).

Jeannette Martinez

Sworn to and subscribed before me this
12th, day of June 2017

My Commission
Expires: August 1, 2018

Silvia Sendra

Notary

SILVIA SENDRA
MY COMMISSION # FF 109693
EXPIRES: August 1, 2018
Bonded Thru Notary Public Underwriters

# Kick- Off Meeting Presentation

MIAMI-DADE COUNTY

# Department of Transportation and Public Works (DTPW)

# South Corridor Rapid Transit Project Public Kick-Off Meeting

## Wednesday, May 31, 2017







# Meeting Overview

- Miami-Dade County SMART Plan
- South Corridor
- Project History and Timeline
- South Corridor History
- Transitway Existing Conditions
- Study Elements
- Project Scope and Purpose
- Existing Transit Facilities
- Project Schedule
- Study Objectives
- Technologies
- Public Involvement
- Locally Preferred Alternative

# Miami-Dade County SMART Plan

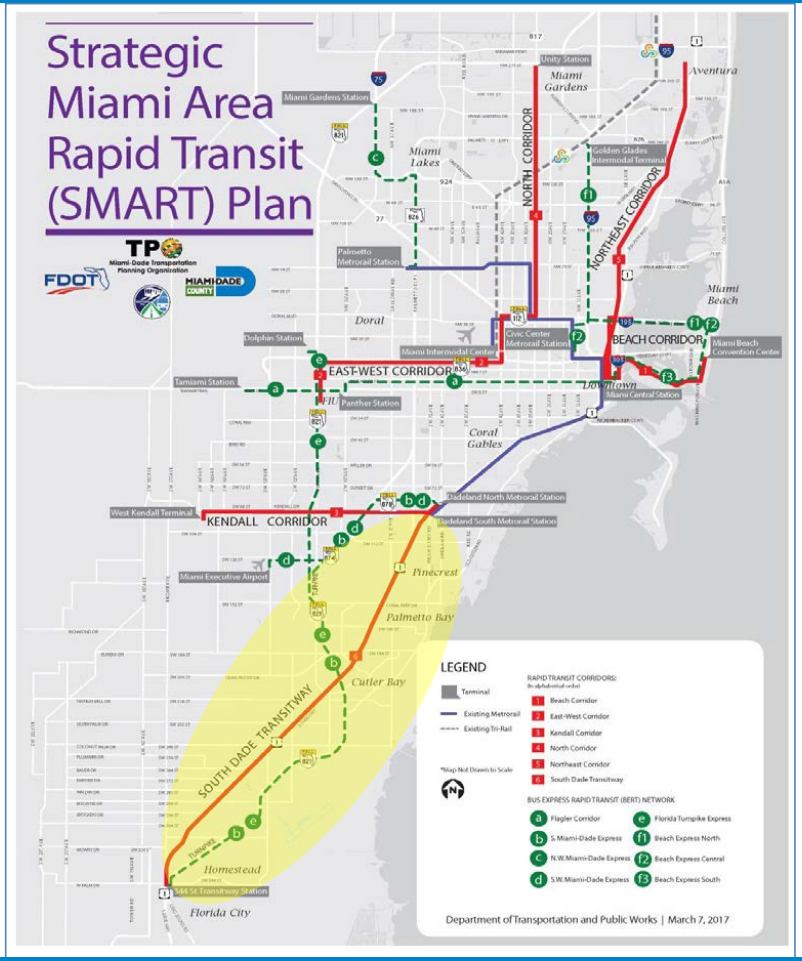


## Six Corridors:

- Beach Corridor
- East-West Corridor
- Kendall Corridor
- North Corridor
- Northeast Corridor
- **South Corridor**

# South Corridor

- Existing South Dade Transitway: Connects Dadeland South Metrorail Station with SW 344th Street in Florida City (approximately 20 miles)

- Corridor Cities
  - Village of Pinecrest
  - Village of Palmetto Bay
  - Town of Cutler Bay
  - City of Homestead
  - City of Florida City

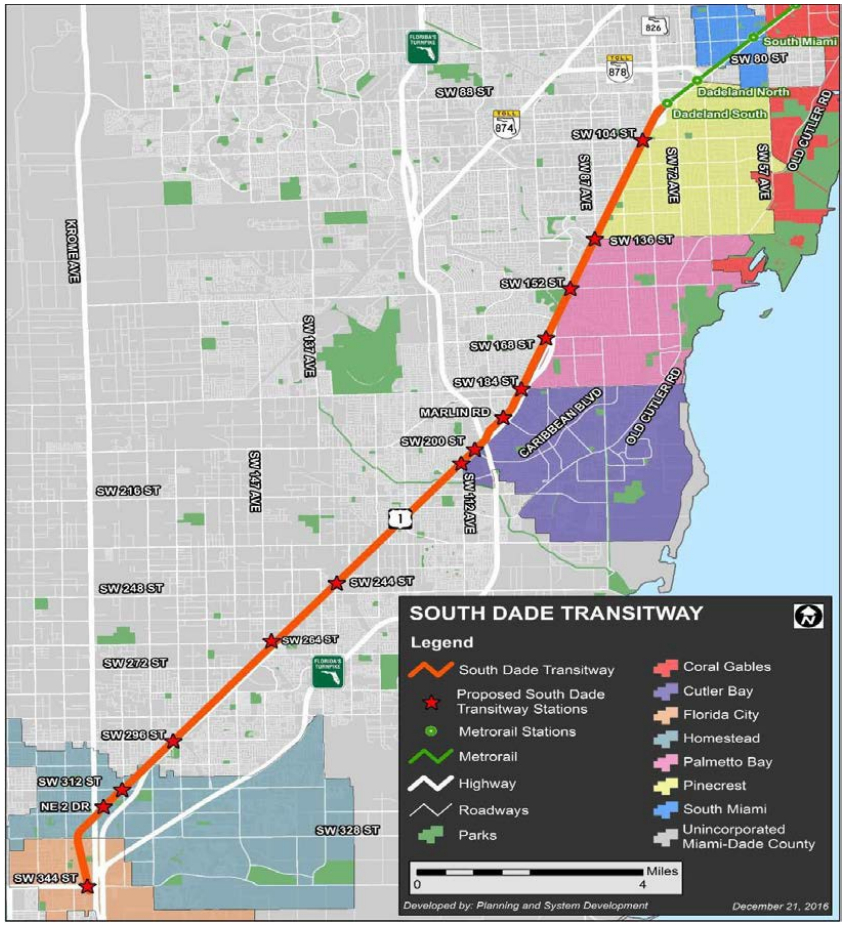

# Project History Timeline

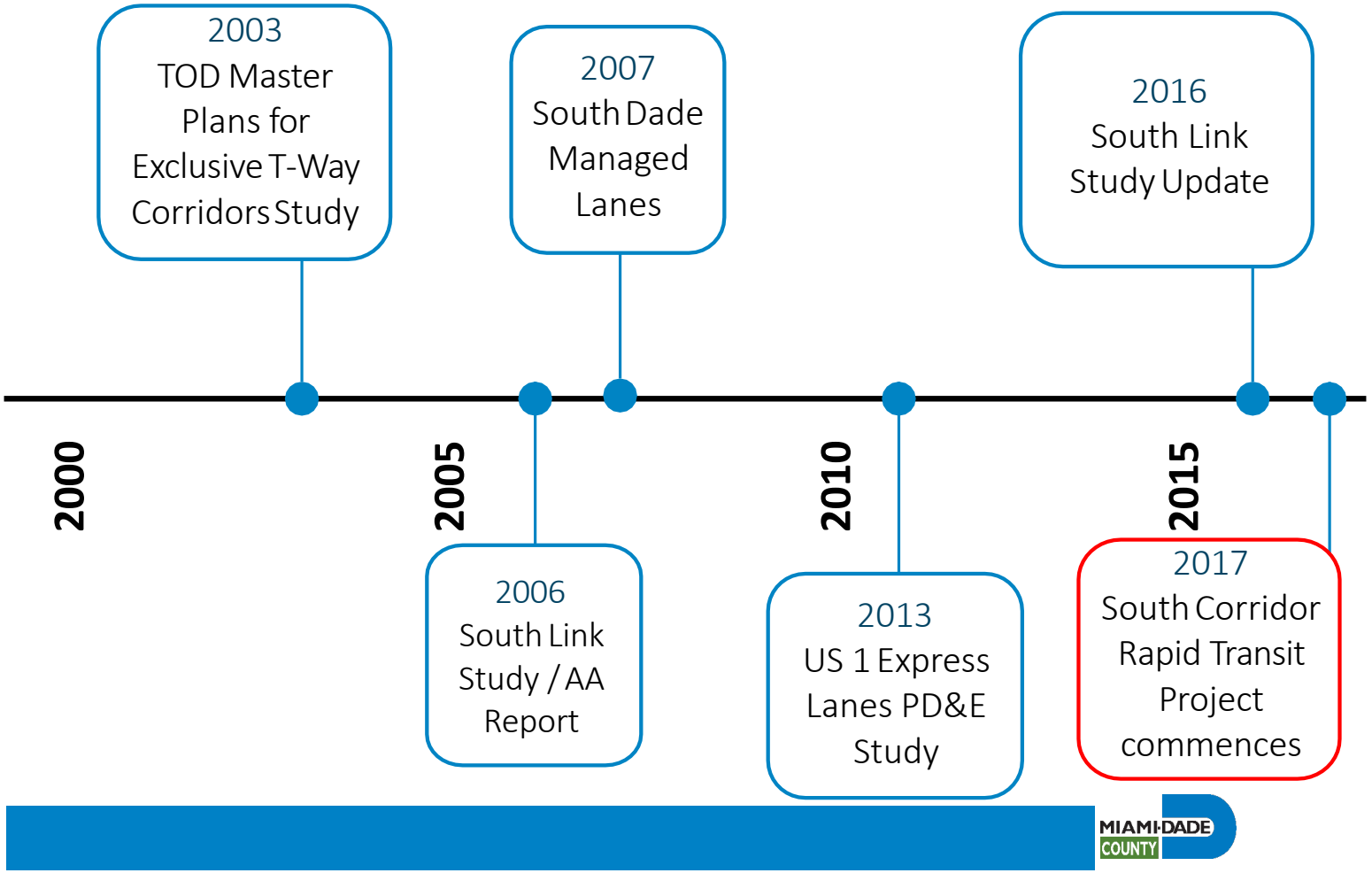

# South Corridor History










# Transitway Existing Conditions

- Mostly 100-foot wide right-of-way for its entire length
- Designed for transit buses and emergency/ security vehicles
- One 12-foot wide bus lane per direction with 29 stations
- 8-10 foot wide bicycle/pedestrian path along the west side, separated from bus lanes by a swale
- Adjacent to US-1

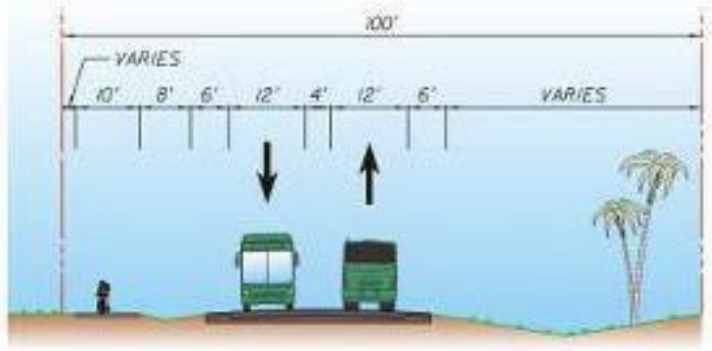


Typical Roadway Section

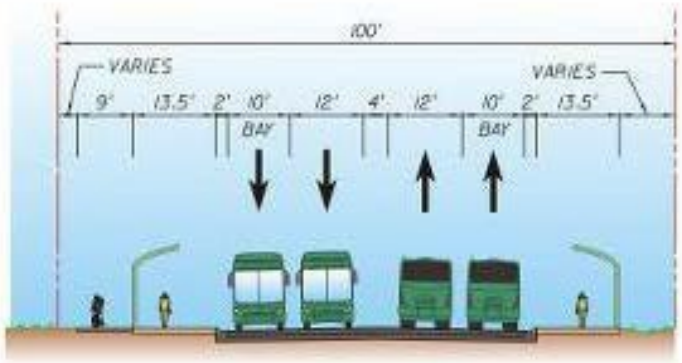


Typical Station Section

# Study Elements



**Public Involvement**

Continuous outreach and coordination with community and stakeholders



**Data Collection**

Review of existing conditions



**Engineering Analysis**

Develop and evaluate alternatives that meet the goals of the project



**Environmental Evaluations**

Identify potential impacts to social, natural, and physical environments

# Project Scope and Project Purpose

## Project Scope

- Document Existing Conditions
- Develop Transit Mode Alternatives using Existing Transitway Alignment
- Station Stop Locations and Transit Terminals
- Multimodal Connections

## Project Purpose

- Improve Mobility
- Promote Connectivity
- Enhance Accessibility
- Stimulate Economic Development

# Existing Transit Facilities









# Project Schedule



# Study Objectives: Evaluate Transit Alternatives

- At-Grade Metrorail Extension
- At-Grade BRT using the existing Transitway
- At-Grade Light Rail Transit
- Connected and Autonomous Vehicle (CAV) alternative

All alternatives will consider grade separations at major intersections










# Review of Transit Technologies

| Metrorail Extension | Bus Rapid Transit (BRT) | Light Rail Transit (LRT) | Connected and Autonomous Vehicles (CAV) |
|---|---|---|---|
|  |  |  |   |
| |   |  |  |

# Examples: At-Grade Rail Rapid Transit

Chicago CTA Brown Line





Boston MBTA
Blue Line



# Examples: At-Grade Bus Rapid Transit



Los Angeles County Metro
Orange Line
(Source: Metro.net)

Cleveland
GCRTA
HealthLine



# Examples: At-Grade Light Rail Rapid Transit




Portland, OR Tri-Met (Source: Dan Haneckow, Flickr)

# Connected and Autonomous Vehicle Technology




Source: CityMobile2, National Center for Transit Research



Source: EasyMile, National Center for Transit Research

# Public Involvement

- Elected Officials and Agency Kick-Off Meeting
- Public Kick-Off Meeting
  - Outreach
    - Property Owner Notices
    - Advertisements (Miami Herald and El Nuevo Herald)
    - Meeting Notice Distribution
      - Metrorail Station
      - Park and Ride Lots
      - Public Facilities (18 locations)
- DTPW Social Media and Municipal Networks
- Unscheduled Meetings
- Fact Sheets (English and Spanish)
- Corridor Workshops - Fall 2017
- Project Website

# Selecting the Locally Preferred Alternative (LPA)

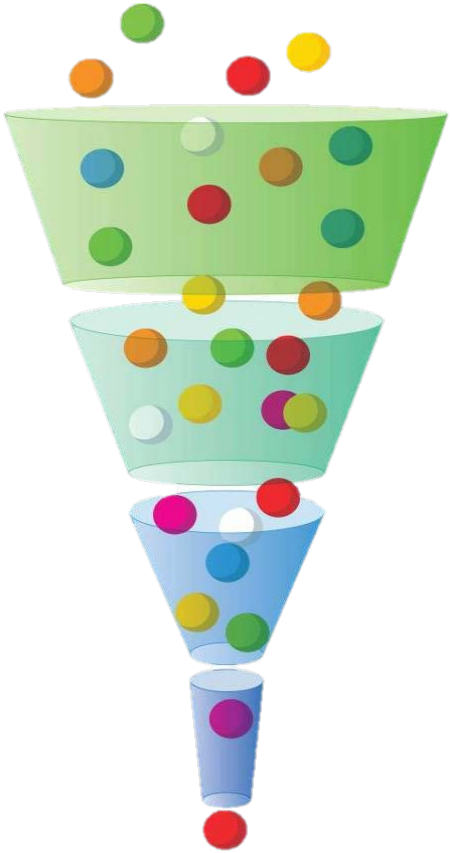

## Purpose and Need

- Identify the need for transit investment
- Determine project goals and objectives
- Define evaluation criteria

## Tier 1 Definition and Evaluation: Qualitative

- Identify the universe of alternatives
- Qualitative evaluation to determine feasibility

## Tier 2 Definition and Evaluation: Quantitative

- Define the remaining alternatives in detail:
  - Develop operating plan
  - Generate ridership forecast
  - Estimate capital and O&M costs
- Evaluate the alternatives in detail

## Selection of Locally Preferred Alternative (LPA)

# North Terminus and Southern Terminus

Northern Terminus: Dadeland South Metrorail




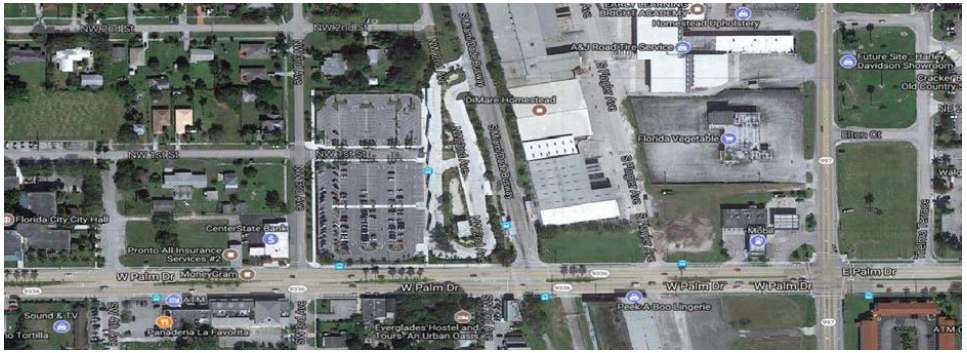


Southern Terminus: SW 344th St.

# Public Feedback

# Q&A

# Project Team

DTPW Project Manager Jie Bian
(786) 469-5245
jie.bian@miamidade.gov

John Kulpa
Consultant Project Manager
AECOM
(786) 682-4962
john.kulpa@aecom.com

DTPW Public Information Officer Karla Damian
(786) 469-5420
kdamian@miamidade.gov

http://MiamiSmartPlan.com

# Project Update Boards

# LEAVE A COMMENT

Drop off your comment card here or mail it to the address listed on the comment form.

# COMPARTA SU COMENTARIO

Deposite su tarjeta de comentarios aquí o envíela por correo a la dirección que aparece en la tarjeta de comentarios.

# KÒMENTÈ

Depoze kat kòmentè ou isit la, oswa voye li nan adrès ki sou fòm nan

MIAMI-DADE COUNTY

**South Corridor Rapid Transit Project**

South Dade Transitway from SW 344th Street on the south to the Dadeland South Metrorail Station on the north

www.miamismartplan.com

#MiamiSMARTPlan

# NONDISCRIMINATION COMPLIANCE

Public participation at this meeting is solicited without regard to race, color, national origin, age, sex, religion, disability, or family status.

Persons wishing to express their concerns about Title VI may do so by contacting:


Allison Aristide
Title VI Coordinator
Miami-Dade Department of Transportation and Public Works
701 NW 1ST Court
Suite 1700
Miami, FL 33136
786-469-5473
Allison.Aristide@miamidade.gov

# CUMPLIMIENTO DE NO DISCRIMINACIÓN

La participación del público en esta reunión es solicitada sin importar la raza, color de piel, nacionalidad, edad, sexo, religión, impedimentos físicos o situación familiar.

Aquellos que deseen expresar sus preocupaciones sobre el Título VI pueden hacerlo poniéndose en contacto con:


Allison Aristide
Coordinador del Título VI
Departamento de Transporte y Obras Públicas de Miami-Dade
701 NW 1ST Court
Suite 1700
Miami, FL 33136
786-469-5473
Allison.Aristide@miamidade.gov

# KONFÒMITE KI PA DISKRIMINASYON

Nou mande patisipasyon popilasyon an san diskriminasyon ras, koulè po moun, peyi kotemoun soti, laj moun, fi oswa gason, relijyon, andikape oubyen si yon moun marye oswa li pamarye.
Si ou gen yon bagay pou di sou afè Tit VI la, ou kapab kontakte:


Allison Aristide
Tit VI Kòdonatè
Depatman Transpòtasyon ak Travo Piblik nan Miami-Dade
701 NW 1ST Court
Suite 1700
Miami FL 33136
786-469-5473
Allison.Aristide@miamidade.gov


MIAMI-DADE COUNTY

**Pwojè sid koridò transpò Transit Rapid**

South Dade Transitway soti nan SW 344th Ri sou sid rive nan Dadeland South Metrorail Station a sou bò nò a

# TRANSIT SYSTEM MAP

## MIAMI-DADE COUNTY
## TRANSIT SYSTEM

METROBUS ROUTES
- Limited-Stop Service
- Express Service
- East–West Local-Stop Service
- North–South Local-Stop Service
- Local Shuttle or Circulator Service

METROBUS DESTINATIONS
- 6, 8, 24 — Service Endpoint - Single Route Type
- 115/117, 120, C — Service Endpoints - Multiple Route Types
- Terminal
- Park and Ride Lot
- South Dade Transitway Station
- 6, 22, 27 — Metrorail & Station Routes Serving Stati
- Tri-Rail

THIS IS A GENERAL REFERENCE MAP. CONSULT INDIVIDUAL ROUTE MAPS FO

| SOUTH DADE TRANSITWAY HISTORY | | | |
|---|---|---|---|
| PHASE | DISTANCE | LIMITS | OPENING DATE |
| 1 | 8.3 Miles | Dadeland South to SW 112th Ave. | 1997 |
| 2 | 5.0 Miles | SW 112th Ave. to SW 264th St. | 2005 |
| 3 | 6.5 Miles | SW 264th St. to SW 344th St. | 2007 |

| TRANSIT SERVICE ROUTES ALONG OR INTERSECTING THE TRANSITWAY |
|---|
| 31 |
| 34 |
| 38 |
| 52 |
| 252 |
| 287 |
| 136 |
| 57 |
| 1 |
| 35 |
| 70 |
| 344 |
| 301 |

**Transitway Ridership: 14,000 to 15,000 weekday passengers per day**

MIAMI-DADE COUNTY

# South Corridor Rapid Transit Project

South Dade Transitway from SW 344th Street on the south to the Dadeland South Metrorail Station on the north

www.miamismartplan.com

#MiamiSMARTPlan

# PROJECT LOCATION MAP

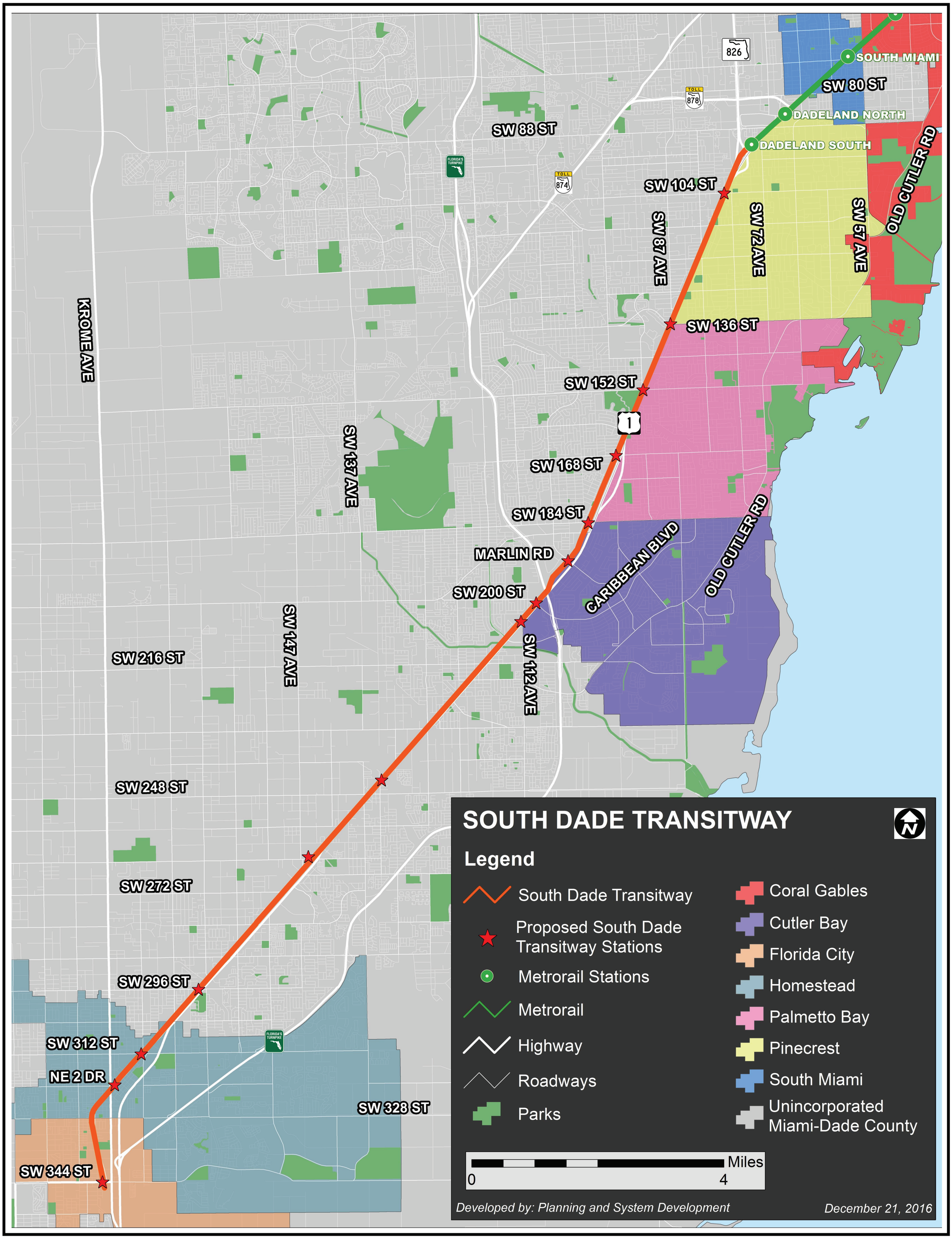


MIAMI-DADE COUNTY

# South Corridor Rapid Transit Project

South Dade Transitway from SW 344th Street on the south to the Dadeland South Metrorail Station on the north

www.miamismartplan.com

#MiamiSMARTPlan

# Environmental Aspects of the Study

## Social and Economic

- Social
- Economic
- Land Use Changes
- Mobility
- Aesthetic Effects
- Relocation Potential

## Cultural

- Historic Sites/Districts
- Archaeological Sites
- Recreational Areas

## Natural

- Wetlands and Other Surface Waters
- Aquatic Preserves and Outstanding FL Waters
- Water Quality and Water Quantity
- Floodplains
- Coastal Zone Consistency
- Coastal Barrier Resources
- Protected Species and Habitat
- Essential Fish Habitat

## Physical

- Noise
- Air Quality
- Contamination
- Utilities and Railroads
- Construction
- Bicycles and Pedestrians
- Navigation

# PROJECT PROCESS

**Planning** — Identifies long range transportation goals; defines purpose and need; considers potential environmental issues; conducts early screening of options; conducts work program meetings with local governments; initiates public involvement.

**PD&E** — Project Development & Environment refines the purpose and need; develops alternatives to meet the needs; evaluates environmental impacts; evaluates cost estimates; considers input from the public; identifies the Locally Preferred Alternative.

***We are here***

**Design** — Prepares construction plans; identifies right of way requirements.

**Right of Way** — Acquires the needed property; provides relocation assistance when needed.

**Construction** — Oversees project construction; conducts inspection of materials; manages impacts to minimize disruption of traffic.

**Maintenance** — Maintains facility (lighting, pavement, bridges, signs, etc.) throughout its design life as established by a planned schedule for servicing.

## South Corridor Rapid Transit Project Schedule

***We are here***

**Kick-off Meeting**
*May 2017*
Introduce Project

**Corridor Meeting**
*Summer 2017*
Develop Alternatives

**Alternatives Workshop**
*Fall 2017*
Analyze Viable Alternatives

**Select Preferred Alternative**
Spring 2018

MIAMI-DADE COUNTY

**South Corridor Rapid Transit Project**
South Dade Transitway from SW 344th Street on the south to the Dadeland South Metrorail Station on the north

www.miamismartplan.com
#MiamiSMARTPlan

# TRANSIT MODES COMPARISON

| | Rapid Transit Service (RTS) | Light Rail Transit (LRT) | Heavy Rail Transit (HRT/Metrorail) (At-Grade Emphasis) | Autonomous Vehicles |
|---|---|---|---|---|
| |  |  |  |  |
| ***Service Frequency*** | 5 - 10 Minute Peak / 15 Minute Off-Peak | 10 Minute Peak / 15 Minute Off-Peak | 5 - 10 Minute Peak / 10 Minute Off Peak | On Demand |
| ***Line Length (Miles)*** | 5 - 20 | 5 - 40 | 10 - 40 | 5 - 20 |
| ***Speed Range (MPH)*** | 20 - 65 | 30 - 65 | 30 - 70 | 30 - 65 |
| ***Right-of-Way*** | Semi-Exclusive | Semi-Exclusive | Semi-Exclusive | Shared Lanes |
| ***Stop Spacing (Miles)*** | 0.5 - 2 | 0.5 - 2 | 1 - 2 | On Demand with Express Service |
| ***Guideway Infrastructure*** | Dedicated Lanes | Rail In or Off Street, Overhead Power Line | At-Grade with Overhead Power Line or Elevated with Third Rail | Smart Roadway and Infrastructure |
| ***Other Infrastructure*** | Stations, Level Boarding, Durable Roadway Paving | Stations, Power Generation and Conveyance | Stations, Power | High Number of Vehicles, ITS, Boarding Zones |
| ***System Example*** | LA County Metro Orange Line, Hartford CTfastrack | Portland, Los Angeles, Dallas, other | Boston MBTA Blue Line, Chicago CTA Brown Line | New Technology |

# EXISTING CONDITIONS

## AERIAL VIEW AT SW 152nd STREET




## TYPICAL CROSS SECTION

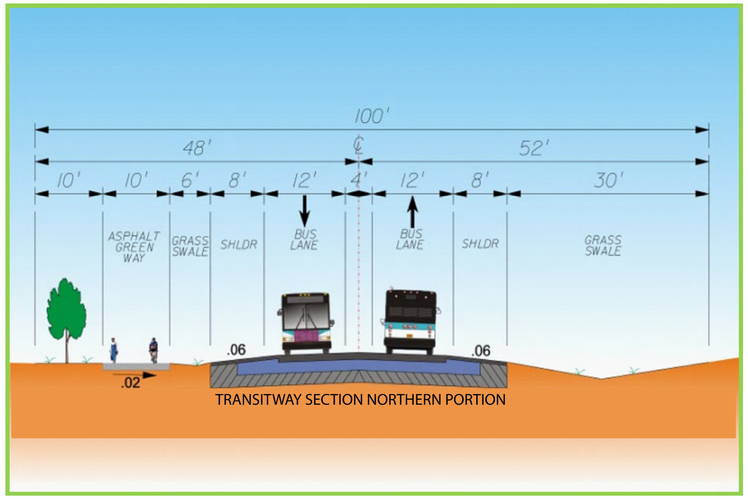


## AT GRADE CROSSING




## TYPICAL SHELTER



## EXISTING BIKE PATH




## HEAVY TRAFFIC




MIAMI-DADE COUNTY

# South Corridor Rapid Transit Project

South Dade Transitway from SW 344th Street on the south to the Dadeland South Metrorail Station on the north

# Kick- Off Meeting

# Sign- In Sheets

MIAMI-DADE COUNTY

# The Department of Transportation and Public Works
## Public Kick-Off Meeting Elected Officials Sign-In Sheet
### South Corridor Rapid Transit Project

**PROJECT**

South Dade Transitway from SW 344th Street on the South to the Dadeland South Metrorail Station on the north

**MEETING VENUE**

South Dade Regional Library, Auditorium
10750 SW 211 Street
Cutler Bay, FL 33189

**MEETING DATE AND TIME**

6 p.m. to 8 p.m.
Wednesday, May 31, 2017

| Name | Representing (Name of business or group) | Address | Phone Number | E-mail address |
|---|---|---|---|---|
| Yamil Rossman | | 10429 Old Cutler Rd #207, Cutler Bay 33190 | (786)486-4279 | rossmanyamil76@gmail.com |
| STOVE KREISHER | | 18201 SW 98 AVE. PBA | 305-232-3926 | |
| Caroline Moran | | 10349 SW 208 Ln | 305-256-9112 | macasema@aol.com |
| Cindy Lerner | | | 3059923433 | mayorlerner@gmail.com |
| DEBORAH LAMB | | 13441 S.W. 100 Ct. | 786-301-0668 | LAMBSCAPES@AOL.com |
| Shawna Cleveland | | 10058 SW 72ND ST | 305-310 3037 | SCleveland@dadeschools.net |
| ANNETTE CORTES | | 7700 SW 115th St. | 305-525-4269 | annettecortesgroup@gmail.c |
| Robert Thomas | System miami, inc. | | (786) 586-2989 | rgthomas546@gmail.com |
| Marion Sneed | | 11300 SW 200 ST | 3172650 73 | neisesneed@yahoo.com |
| Clarnisha Laflora | | 615 SW 5th Street Florida City FL 33034 | 786-585-5255 | clarnishalaflora@gmail.com |

Advisory Group

# The Department of Transportation and Public Works
## Public Kick-Off Meeting Staff Sign-In Sheet

**PROJECT**

South Dade Transitway from SW 344th Street on the South to the Dadeland South Metrorail Station on the north

**MEETING VENUE**

South Dade Regional Library, Auditorium
10750 SW 211 Street
Cutler Bay, FL 33189

**MEETING DATE AND TIME**

6 p.m. to 8 p.m.
Wednesday, May 31, 2017

| Name | Representing (Name of business or group) | Address | Phone Number | E-mail address |
|---|---|---|---|---|
| Johnny G Farias | | 13718 SW 283 Terrace | 786 286 7815 | councilmanjohnnygfarias@gmail.com |
| KEITH R. KULYNYCH | HOMEOWNER ON CORRIDOR ROUTE | 11805 SW 92RD | 305 401 6232 | INFO@KULYNYCH.COM |
| | | | | |
| | | | | |
| | | | | |
| | | | | |
| | | | | |
| | | | | |
| | | | | |
| | | | | |

# The Department of Transportation and Public Works
## Public Kick-Off Meeting Elected Officials Sign-In Sheet
### South Corridor Rapid Transit Project

**PROJECT**

South Dade Transitway from SW 344th Street on the South to the Dadeland South Metrorail Station on the north

**MEETING VENUE**

South Dade Regional Library, Auditorium
10750 SW 211 Street
Cutler Bay, FL 33189

**MEETING DATE AND TIME**

6 p.m. to 8 p.m.
Wednesday, May 31, 2017

| Name | Representing (Name of business or group) | Address | Phone Number | E-mail address |
|---|---|---|---|---|
| Johnny Farias | MDC HER Councilman | 13718 SW 283 St | 7862867815 | council.man.johnny.farias@gmail. |
| James MCDONALD | Pinecrest | | | JMCDONALD@Pinecrest-fl.gov |
| Alexandra ORTIZ | Cutler Bay | | | aortiz@cutlerbay-fl.gov |
| W. Brian Bell | Comm Ctr 14-148 | 18271 SW 109 Ave | 786 210 8801 | wbell@miamidade.gov |
| Tim Meerbott | Cutler Bay | 19031 Sterling Drive 33157 | 305-994-7713 | timmeerbott@aol.com |
| ALFREDO QUINTERO | TOWN OF CUTLER BAY | 10720 CARIBBEAN BLVD, SUITE 105 | 3/234-4262 | AQUINTERO@CUTLERBAY.FL.GOV |
| | | | | |
| | | | | |
| | | | | |
| | | | | |

# The Department of Transportation and Public Works
## Public Kick-Off Meeting Elected Officials Sign-In Sheet
### South Corridor Rapid Transit Project

**PROJECT**

South Dade Transitway from SW 344th Street on the South to the Dadeland South Metrorail Station on the north

**MEETING VENUE**

South Dade Regional Library, Auditorium
10750 SW 211 Street
Cutler Bay, FL 33189

**MEETING DATE AND TIME**

6 p.m. to 8 p.m.
Wednesday, May 31, 2017

| Name | Representing (Name of business or group) | Address | Phone Number | E-mail address |
|---|---|---|---|---|
| Marjorie Murillo | Council Woman 15 | 26601 SW 132PL | 3056081722 | marymurillo@comcast.net |
| Kevin D. Chamblis | Office of Commissioner DENNIS MOSS | - | 3057201339 | KevinC@miamidade. |
| Joe CORRADINO | Mayor of Pinecrest | | 305 594 0735 | JMCORRADINO GOV @ CORRADINO.COM |
| Janie Olvera | Rep. McGhee | 2980 Louisiana Rd | 786 765 8092 | Janie4419@gmail.com |
| Larissa Siegel Lara | Village of Palmetto Bay | 17125 SW 77 Ave | 786 313 3229 | lsiegellara@palmettobay-fl.gov |
| WATERS, MARY | Miami-Dade Council 14 | 13100 SW 229 St 33170 | 305-801-9924 | CC14MARYWATERS@yahoo.com 1FATCAT@BELLSOUTH.NET |
| | | | | |
| | | | | |
| | | | | |
| | | | | |

MIAMI-DADE COUNTY

# The Department of Transportation and Public Works
## Public Kick-Off Meeting Elected Officials Sign-In Sheet
### South Corridor Rapid Transit Project

| PROJECT | MEETING VENUE | MEETING DATE AND TIME |
|---|---|---|
| South Dade Transitway from SW 344th Street on the South to the Dadeland South Metrorail Station on the north | South Dade Regional Library, Auditorium<br>10750 SW 211 Street<br>Cutler Bay, FL 33189 | 6 p.m. to 8 p.m.<br>Wednesday, May 31, 2017 |

| Name | Representing (Name of business or group) | Address | Phone Number | E-mail address |
|---|---|---|---|---|
| Doug Hanks | Miami Herald | | | DHanks@miamiherald.com |
| Vice Mayor Sue Loyzelle | Town of Cutler Bay | | | sloyzelle@cutlerbay-fl.gov |
| | | | | |
| | | | | |
| | | | | |
| | | | | |
| | | | | |
| | | | | |
| | | | | |
| | | | | |

# The Department of Transportation and Public Works
## Public Kick-Off Meeting Staff Sign-In Sheet

**PROJECT**

South Dade Transitway from SW 344th Street on the South to the Dadeland South Metrorail Station on the north

**MEETING VENUE**

South Dade Regional Library, Auditorium
10750 SW 211 Street
Cutler Bay, FL 33189

**MEETING DATE AND TIME**

6 p.m. to 8 p.m.
Wednesday, May 31, 2017

| Name | Representing (Name of business or group) | Address | Phone Number | E-mail address |
|---|---|---|---|---|
| Karla Damian | DTPW | | 786-469-5420 | Kdamian@miamidade.gov |
| Shirley T. Payton | Concerned citizen | | | Shirlt@yahoo.com |
| | | | | |
| | | | | |
| | | | | |
| | | | | |
| | | | | |
| | | | | |
| | | | | |
| | | | | |

MIAMI-DADE COUNTY

# The Department of Transportation and Public Works
## Public Kick-Off Meeting Sign-In Sheet
### South Corridor Rapid Transit Project

**PROJECT**

South Dade Transitway from SW 344th Street on the South to the Dadeland South Metrorail Station on the north

**MEETING VENUE**

South Dade Regional Library, Auditorium
10750 SW 211 Street
Cutler Bay, FL 33189

**MEETING DATE AND TIME**

6 p.m. to 8 p.m.
Wednesday, May 31, 2017

| Name | Representing (Name of business or group) | Address | Phone Number | E-mail address | How did you hear about this meeting? |
|---|---|---|---|---|---|
| Marc Golob | | 33157 | 786-582-4832 | golobmd@gmail.com | ☐ Mail ☐ Ad ☐ Park & Ride |
| | | | | | ☐ Mail ☐ Ad ☐ Park & Ride |
| | | | | | ☐ Mail ☐ Ad ☐ Park & Ride |
| | | | | | ☐ Mail ☐ Ad ☐ Park & Ride |
| | | | | | ☐ Mail ☐ Ad ☐ Park & Ride |
| | | | | | ☐ Mail ☐ Ad ☐ Park & Ride |
| | | | | | ☐ Mail ☐ Ad ☐ Park & Ride |
| | | | | | ☐ Mail ☐ Ad ☐ Park & Ride |
| | | | | | ☐ Mail ☐ Ad ☐ Park & Ride |
| | | | | | ☐ Mail ☐ Ad ☐ Park & Ride |

MIAMI-DADE COUNTY

# The Department of Transportation and Public Works
## Public Kick-Off Meeting Sign-In Sheet
### South Corridor Rapid Transit Project

**PROJECT**

South Dade Transitway from SW 344th Street on the South to the Dadeland South Metrorail Station on the north

**MEETING VENUE**

South Dade Regional Library, Auditorium
10750 SW 211 Street
Cutler Bay, FL 33189

**MEETING DATE AND TIME**

6 p.m. to 8 p.m.
Wednesday, May 31, 2017

| Name | Representing (Name of business or group) | Address | Phone Number | E-mail address | How did you hear about this meeting? |
|---|---|---|---|---|---|
| Steve Zarzecki | – | 9640 Martinque, Cutler Bay | | | ☐ Mail ☐ Ad ☐ Park & Ride |
| Daniel Leyte-Vidal | Rep. Carlos Curbelo | 12851 SW 42nd St Miami 33175 | | | ☐ Mail ☐ Ad ☐ Park & Ride |
| Katherine Flinn | | 8264 SW 162 St Palmetto Bay, FL 33157 | | | ☐ Mail ☐ Ad ☐ Park & Ride |
| Kay Cungle | Village of PB | 13985 SW 72 Ct | | kcunnigleman@palmettobay-fl.gov | ☐ Mail ☐ Ad ☐ Park & Ride |
| Pamela Taylor | | | | P.R.Tay82017@aol.com | ☐ Mail ☐ Ad ☒ Park & Ride |
| S. Pikarsky | | 19000 SW 264 ST | | | ☐ Mail ☒ Ad ☐ Park & Ride |
| Edward A Escobar | Myself | 16750 SW 91 ct | 3/215-5952 | REALTOR.EE@GMAIL.COM | ☐ Mail ☐ Ad ☐ Park & Ride |
| Jeffrey Solomon | Self | 7315 ~~S Dixie Hwy~~ SW 109 Terr | 786 412 8555 | gypsydoc@bellsouth.net | ☐ Mail ☐ Ad ☐ Park & Ride |
| | | | | | ☐ Mail ☐ Ad ☐ Park & Ride |
| | | | | | ☐ Mail ☐ Ad ☐ Park & Ride |

# The Department of Transportation and Public Works
## Public Kick-Off Meeting Sign-In Sheet
### South Corridor Rapid Transit Project

**PROJECT**

South Dade Transitway from SW 344th Street on the South to the Dadeland South Metrorail Station on the north

**MEETING VENUE**

South Dade Regional Library, Auditorium
10750 SW 211 Street
Cutler Bay, FL 33189

**MEETING DATE AND TIME**

6 p.m. to 8 p.m.
Wednesday, May 31, 2017

| Name | Representing (Name of business or group) | Address | Phone Number | E-mail address | How did you hear about this meeting? |
|---|---|---|---|---|---|
| ALEXIS BAUER | Millennial Task Force Miami Dade County | 13645 old cutler rd | (305) 588 4931 | socialxlex@gmail.com | N/A ☐ Mail ☐ Ad ☐ Park & Ride |
| | | | | | ☐ Mail ☐ Ad ☐ Park & Ride |
| | | | | | ☐ Mail ☐ Ad ☐ Park & Ride |
| | | | | | ☐ Mail ☐ Ad ☐ Park & Ride |
| | | | | | ☐ Mail ☐ Ad ☐ Park & Ride |
| | | | | | ☐ Mail ☐ Ad ☐ Park & Ride |
| | | | | | ☐ Mail ☐ Ad ☐ Park & Ride |
| | | | | | ☐ Mail ☐ Ad ☐ Park & Ride |
| | | | | | ☐ Mail ☐ Ad ☐ Park & Ride |
| | | | | | ☐ Mail ☐ Ad ☐ Park & Ride |

Millennial Workshop

MIAMI-DADE COUNTY

# The Department of Transportation and Public Works
## Public Kick-Off Meeting Sign-In Sheet
### South Corridor Rapid Transit Project

**PROJECT**

South Dade Transitway from SW 344th Street on the South to the Dadeland South Metrorail Station on the north

**MEETING VENUE**

South Dade Regional Library, Auditorium
10750 SW 211 Street
Cutler Bay, FL 33189

**MEETING DATE AND TIME**

6 p.m. to 8 p.m.
Wednesday, May 31, 2017

| Name | Representing (Name of business or group) | Address | Phone Number | E-mail address | How did you hear about this meeting? |
|---|---|---|---|---|---|
| Murray Phillip | Concerned Citizen | 13248 SW 256th Terr | 305 257-1397 | murrayphillip@att.ne | ☑ Mail ☐ Ad ☐ Park & Ride |
| Wilson Fernandez | TPO | 111 | | | ☐ Mail ☐ Ad ☐ Park & Ride |
| Dan Yglesias | | | 305 470-1366 | | ☐ Mail ☐ Ad ☐ Park & Ride |
| Richard Cortes | — | 33156 | 3 233-0858 | richardcortespa@aol.com | ☐ Mail ☐ Ad ☐ Park & Ride |
| Wenfu Zhang | CHEC | | 503.704.1511 | zhangwenfu@chec | ☐ Mail ☐ Ad ☐ Park & Ride |
| William Snyder | | 19000 SW 121 AVE | (3)9796827 | williesnyder@.cn@hotmail.com | ☑ Mail ☐ Ad ☐ Park & Ride |
| Celine Cohen | A Dash of Sweet | 20704 SW 103 PL | 786 786 8646 | ckcohen65@gmail.com | ☐ Mail ☑ Ad ☐ Park & Ride |
| Kevin Myles | — | — | 754-244-1206 | myles4kevin@gmail.com | ☐ Mail ☐ Ad ☐ Park & Ride |
| Rugina Talabert | | 615 SW 5th St FL City | 3059728330 | siginoticia@gmail.com | ☑ Mail ☑ Ad ☐ Park & Ride |
| Eduardo de Aragon | self | 9221 Marine Dr | | | ☒ Mail ☐ Ad ☐ Park & Ride |

MIAMI-DADE COUNTY

# The Department of Transportation and Public Works
## Public Kick-Off Meeting Sign-In Sheet
### South Corridor Rapid Transit Project

**PROJECT**

South Dade Transitway from SW 344th Street on the South to the Dadeland South Metrorail Station on the north

**MEETING VENUE**

South Dade Regional Library, Auditorium
10750 SW 211 Street
Cutler Bay, FL 33189

**MEETING DATE AND TIME**

6 p.m. to 8 p.m.
Wednesday, May 31, 2017

| Name | Representing (Name of business or group) | Address | Phone Number | E-mail address | How did you hear about this meeting? |
|---|---|---|---|---|---|
| JULIO BREA | CITY OF HOMESTEAD | 100 CIVIC CT. HOMESTEAD FL. 33030 | 305 229-4405 | Jbrea@CITYOFHOMESTEAD.com | ☐ Mail ☐ Ad ☐ Park & Ride |
| MAURICIO. Munoz | - BROWARD - HALLANDALE BEACH | TOYS "R" US 19525 US 1 (305) CUTLER BAY, FL 33157 2338270 | | | ☐ Mail ☐ Ad ☐ Park & Ride |
| PHIL MARRAGNI | M-D UNINCORPORATED HOMESTEAD | 13955 SW 248 ST HOMESTEAD, FL 33032 | 305 905-2284 | philoberryfarmeg@mail | ☐ Mail ☑ Ad ☐ Park & Ride |
| Evelyn Horton | | 14323 SW 107 PL Miami | 305 253-4501 | | ☐ Mail ☐ Ad ☐ Park & Ride |
| Barbara Maxwell | | 11351 SW 155th ST Miami | 305-238-3310 | barbara6@bellsouth.net | ☑ Mail ☐ Ad ☐ Park & Ride |
| Ed Hanna | West Perrine CDC | 14800 Polk Street Miami | 786 298 6925 | ttconsultingInc@attnet | ☐ Mail ☐ Ad ☐ Park & Ride |
| Kassandra Nuno | [illegible] | 16400 SW 137 Ave | 7869729643 | knuno001@fiu.edu | ☑ Mail ☐ Ad ☐ Park & Ride |
| ROGER CORIAT | COUNCILMEMBER, TOWN OF CUTLER BAY | | | | ☑ Mail ☐ Ad ☐ Park & Ride |
| Mary Mendez | | 9125 SW 179 ST Palmetto Bay | 305-254-0185 | | ☐ Mail ☐ Ad ☐ Park & Ride |
| | | | | | ☐ Mail ☐ Ad ☐ Park & Ride |

MIAMI-DADE COUNTY

# The Department of Transportation and Public Works
## Public Kick-Off Meeting Sign-In Sheet
### South Corridor Rapid Transit Project

**PROJECT**

South Dade Transitway from SW 344th Street on the South to the Dadeland South Metrorail Station on the north

**MEETING VENUE**

South Dade Regional Library, Auditorium
10750 SW 211 Street
Cutler Bay, FL 33189

**MEETING DATE AND TIME**

6 p.m. to 8 p.m.
Wednesday, May 31, 2017

| Name | Representing (Name of business or group) | Address | Phone Number | E-mail address | How did you hear about this meeting? |
|---|---|---|---|---|---|
| Joyce Wood | Voting citizen | 28611 SW 144 Ave. | 786-417-3591 | WVACI@aol.com | ☐ Mail ☑ Ad ☐ Park & Ride |
| Arlene Samaliou | RCA - Redland | 26251 SW 162 Ave | 305-248-5006 | airline68as@aol.com | ☐ Mail ☑ Ad ☐ Park & Ride |
| Jessica Farias | | 13718 SW 283 Terr | 786 870 2186 | | ☐ Mail ☐ Ad ☐ Park & Ride |
| Robert Wilcosk | | 12500 SW 87 Pl. | 305-252-2233 | ~~rwilcoske~~ rwilcosk-r@mdc.edu | ☑ Mail ☐ Ad ☐ Park & Ride |
| Frederic Peel | | 10231 SW 227 Lane | 786 328 3296 | | ☐ Mail ☒ Ad ☐ Park & Ride |
| Darrell Collins | | 10400 SW 182 St | 786-291-4748 | Collinsd178@gmail.com ~~Darrell~~ | ☐ Mail ☑ Ad ☐ Park & Ride |
| C J | | 8260 SW 210st | | nappyandkinky@yahoo.com | ☐ Mail ☐ Ad ☑ Park & Ride |
| Dr. Anna E. Lightfoot-Ashford | Chair, CITT | | | | ☐ Mail ☐ Ad ☐ Park & Ride |
| MARIA LUISA CASTELLANOS | | 2271 SW 122 CT. | 305.552-5465 | MLC@UNITEDARCHS.COM | ☐ Mail ☐ Ad ☐ Park & Ride |
| Jim Burrows | | 12450 SW 84 Ave Rd | | jburr@bellsouth.net | ☑ Mail ☐ Ad ☐ Park & Ride |

MIAMI-DADE COUNTY

# The Department of Transportation and Public Works
## Public Kick-Off Meeting Sign-In Sheet
### South Corridor Rapid Transit Project

**PROJECT**

South Dade Transitway from SW 344th Street on the South to the Dadeland South Metrorail Station on the north

**MEETING VENUE**

South Dade Regional Library, Auditorium
10750 SW 211 Street
Cutler Bay, FL 33189

**MEETING DATE AND TIME**

6 p.m. to 8 p.m.
Wednesday, May 31, 2017

| Name | Representing (Name of business or group) | Address | Phone Number | E-mail address | How did you hear about this meeting? |
|---|---|---|---|---|---|
| Joseph Tomlin | Tomlin Transportation consulting + Driver Trng. | 14144 S.W. 166 Ter | 305-431-7257 | ttconsultinginc@att.net | ☑ Mail ☐ Ad ☐ Park & Ride |
| Gloria Aguzman | | | | | ☐ Mail ☐ Ad ☐ Park & Ride |
| Albert Hernandez | DTPW | | 786 469 5444 | aah@miamidade.gov | ☐ Mail ☐ Ad ☐ Park & Ride |
| Pat Porzillo | | 12225 Potomac View Dr New Bay MD | (202) 679-8237 | Patrick Porzillo@yahoo.com | ☐ Mail ☐ Ad ☐ Park & Ride |
| Leatha Bush | Families Affected By Gun Violence | 1491 SE 27 St Homestead FL | 305 290 0273 | Leathasheril@yahoo.com | ☑ Mail ☑ Ad ☑ Park & Ride |
| Steve Hamilton | Citizen | 961 SW 176 Ave | | stephen@citytram.org | ☑ Mail ☐ Ad ☐ Park & Ride |
| Isaac Torres | Citizen | 27916 SW 140th Ave | 718-314-1418 | Isaacjtorres@gmail.com | ☐ Mail ☐ Ad ☐ Park & Ride |
| Brian Ward | | 20762 SW 130th Crt | 305-905 3306 | mista-ward@hotmail.com | ☐ Mail ☑ Ad ☐ Park & Ride |
| JoAnn Brady | Families Affected By Gun Violence | 10759 SW 226 St Goulds Fla 33170 | 786 234-8364 | Joannbrady2@gov | ☐ Mail ☐ Ad ☐ Park & Ride |
| Christina Fenais | N/A | 13718 SW 28 Ave terr | 786 286 7815 | Johnnygfenais@gmail.com | ☑ Mail ☐ Ad ☐ Park & Ride |

MIAMI-DADE COUNTY

# The Department of Transportation and Public Works
## Public Kick-Off Meeting Sign-In Sheet
### South Corridor Rapid Transit Project

**PROJECT**

South Dade Transitway from SW 344th Street on the South to the Dadeland South Metrorail Station on the north

**MEETING VENUE**

South Dade Regional Library, Auditorium
10750 SW 211 Street
Cutler Bay, FL 33189

**MEETING DATE AND TIME**

6 p.m. to 8 p.m.
Wednesday, May 31, 2017

| Name | Representing (Name of business or group) | Address | Phone Number | E-mail address | How did you hear about this meeting? |
|---|---|---|---|---|---|
| Kathryn Lyon | Town of Cutler Bay | 10720 Caribbean Blvd Cutler Bay 33189 | 3052344262 | CUTLERBAY-KLYON@FL.GOV | ☐ Mail ☐ Ad ☐ Park & Ride |
| BARRY J. WHITE | | 10001 SW 129 TERR 33176 | 305.251.1960 | bwtamia@bellsouth.net | ☐ Mail INTERNET ☐ Ad ☐ Park & Ride |
| Joe Corradino | Pinecrest | 12200 US-1 33156 | | | ☐ Mail ☐ Ad ☐ Park & Ride |
| Alfredo Sanchez | BCA | 4200 Alton Rd | 305860374 | ASANCHEZ@BAMiAmi.com | ☐ Mail ☐ Ad ☐ Park & Ride |
| Julia Cespedes | Palmetto Bay | 15232 SW 77 AVE | 3/3780993 | thejcespedes@gmail.com | ☐ Mail ☐ Ad ☐ Park & Ride |
| Leonte Almonte | Kimley-Horn | 355 Alhambra Circle, Coral Gl. | 305-673-2025 | leo.almonte@kimley-horn.com | ☐ Mail ☑ Ad ☐ Park & Ride |
| Bobbi Farias | | 13718 SW 283 Ter 33033 | 786 241-8279 | | ☐ Mail ☐ Ad ☐ Park & Ride |
| Romania Dukes | Mothers fighting for Justice | PO Box 972416 Miami, FL 33197 | 786 366-2997 | MFFJ411@gmail.com | ☒ Mail ☐ Ad ☐ Park & Ride |
| Maribel Acosta | | 11517 SW 235th | 786-202-1439 | | ☐ Mail ☐ Ad ☐ Park & Ride |
| Melisa Floyd | | 11820 SW 222 St Miami 33170 | 786-357-4676 | spreeysam@gmail.com | ☐ Mail ☒ Ad ☒ Park & Ride |

MIAMI-DADE COUNTY

# The Department of Transportation and Public Works
## Public Kick-Off Meeting Sign-In Sheet
### South Corridor Rapid Transit Project

**PROJECT**

South Dade Transitway from SW 344th Street on the South to the Dadeland South Metrorail Station on the north

**MEETING VENUE**

South Dade Regional Library, Auditorium
10750 SW 211 Street
Cutler Bay, FL 33189

**MEETING DATE AND TIME**

6 p.m. to 8 p.m.
Wednesday, May 31, 2017

| Name | Representing (Name of business or group) | Address | Phone Number | E-mail address | How did you hear about this meeting? |
|---|---|---|---|---|---|
| DeTravis Williams | | 6231 SW 62 Terr. South Miami 33143 | (786) 319-1180 | dlwilliams1979@gmail.com | ☐ Mail ☒ Ad ☐ Park & Ride |
| [illegible] | | 18271 SW. 109 Ave | 786 210 8807 | | ☐ Mail ☐ Ad ☐ Park & Ride |
| RENE INFANTE | EDC | 24420 S. Dixie Hwy | 786 514 6502 | Redlandmarket villageincc@yahoo.com | ☐ Mail ☐ Ad ☑ Park & Ride |
| Servando Najarro | | 1654 NW 17 Terrace, 33030 | 305-218-1276 | Just Sold a Live.com | ☒ Mail ☐ Ad ☐ Park & Ride |
| Eugene Flynn | V Palmetto Bay | | 305 3023713 | eflynn@palmettobay-fl.gov | ☐ Mail ☐ Ad ☐ Park & Ride |
| Medardo Cruz | Congressman Curbelo | 12810 SW 42nd Ave | [illegible] 786 406-9960 | medardo.cruz@mail.house.gov | ☐ Mail ☐ Ad ☐ Park & Ride |
| [illegible] | RSA | 1201 S. BAYSHORE | 305 860-3706 | | ☐ Mail ☒ Ad ☐ Park & Ride |
| Peter England | PB Partnership | 7620 SW 117 St. | 305-235-7257 | PETERAENGLAND@GMAIL.COM | ☒ Mail ☐ Ad ☐ Park & Ride |
| M. J. Pikarsky | Self and Bee Heaven Farm | 19000 SW 264 ST Redland | | pikarskyo@bellsouth.net | ☐ Mail ☐ Ad ☐ Park & Ride email |
| Monica Cejas | DTPW | 701 NW 1st Ct, Suite 1500 | 786-469-5290 | mcejas@miamidade.gov | ☐ Mail ☐ Ad ☐ Park & Ride |

MIAMI-DADE COUNTY

# The Department of Transportation and Public Works
## Public Kick-Off Meeting Sign-In Sheet
### South Corridor Rapid Transit Project

**PROJECT**

South Dade Transitway from SW 344th Street on the South to the Dadeland South Metrorail Station on the north

**MEETING VENUE**

South Dade Regional Library, Auditorium
10750 SW 211 Street
Cutler Bay, FL 33189

**MEETING DATE AND TIME**

6 p.m. to 8 p.m.
Wednesday, May 31, 2017

| Name | Representing (Name of business or group) | Address | Phone Number | E-mail address | How did you hear about this meeting? |
|---|---|---|---|---|---|
| Paul Chance | MDTPD | | 305-375-1888 | | ☐ Mail ☐ Ad ☐ Park & Ride |
| Chris Ferreira | Comm Bmo - 13 | | 3/375-4831 | | ☐ Mail ☐ Ad ☐ Park & Ride |
| MARVIN WILSON | | | | MARVIN DWILSON SR@yahoo.com | ☑ Mail ☑ Ad ☐ Park & Ride |
| | | | | | ☐ Mail ☐ Ad ☐ Park & Ride |
| | | | | | ☐ Mail ☐ Ad ☐ Park & Ride |
| | | | | | ☐ Mail ☐ Ad ☐ Park & Ride |
| | | | | | ☐ Mail ☐ Ad ☐ Park & Ride |
| | | | | | ☐ Mail ☐ Ad ☐ Park & Ride |
| | | | | | ☐ Mail ☐ Ad ☐ Park & Ride |
| | | | | | ☐ Mail ☐ Ad ☐ Park & Ride |

MIAMI-DADE COUNTY

# The Department of Transportation and Public Works
## Public Kick-Off Meeting Sign-In Sheet
### South Corridor Rapid Transit Project

**PROJECT**

South Dade Transitway from SW 344th Street on the South to the Dadeland South Metrorail Station on the north

**MEETING VENUE**

South Dade Regional Library, Auditorium
10750 SW 211 Street
Cutler Bay, FL 33189

**MEETING DATE AND TIME**

6 p.m. to 8 p.m.
Wednesday, May 31, 2017

| Name | Representing (Name of business or group) | Address | Phone Number | E-mail address | How did you hear about this meeting? |
|---|---|---|---|---|---|
| Genevieve Royston graysten21@gmail.com. | Homestead community resident | 4101 NE 24th Drive Homestead FL 33033 | 305-877-3000 | graysten21@gmail.com | ☐ Mail ☐ Ad ☒ Park & Ride |
| | | | | | ☐ Mail ☐ Ad ☐ Park & Ride |
| | | | | | ☐ Mail ☐ Ad ☐ Park & Ride |
| | | | | | ☐ Mail ☐ Ad ☐ Park & Ride |
| | | | | | ☐ Mail ☐ Ad ☐ Park & Ride |
| | | | | | ☐ Mail ☐ Ad ☐ Park & Ride |
| | | | | | ☐ Mail ☐ Ad ☐ Park & Ride |
| | | | | | ☐ Mail ☐ Ad ☐ Park & Ride |
| | | | | | ☐ Mail ☐ Ad ☐ Park & Ride |
| | | | | | ☐ Mail ☐ Ad ☐ Park & Ride |

MIAMI-DADE COUNTY

# The Department of Transportation and Public Works
## Public Kick-Off Meeting Staff Sign-In Sheet

| PROJECT | MEETING VENUE | MEETING DATE AND TIME |
|---|---|---|
| South Dade Transitway from SW 344th Street on the South to the Dadeland South Metrorail Station on the north | South Dade Regional Library, Auditorium<br>10750 SW 211 Street<br>Cutler Bay, FL 33189 | 6 p.m. to 8 p.m.<br>Wednesday, May 31, 2017 |

| Name | Representing (Name of business or group) | Address | Phone Number | E-mail address |
|---|---|---|---|---|
| Julio Bouché | AECOM | 7650 Corporate Ct. Dr. - 400 | 305-262-7466 | JULIO.BOUCHE@AECOM.com |
| Elizabeth Rockwell | Miami-Dade TPO | 111 NW 1st St Ste 920 33128 | 305-375-1881 | elizabeth.rockwell@mdtpo.org |
| Jie Bian | Miami-Dade DTPW | 701 NW 1st Ct. Miami | ~~30~~ 786-469-5245 | jie.bian@miamidade.gov |
| Jose de Almagro | AECOM | 2050 Corp. Center Drive | | jose.dealmagro@aecom.com |
| Lloyd Brown | | 12055 SW 240 St | 305 342 1075 | wildliferescue@bellsouth.net |
| Jeannine Gaslonde | MD-TPO | 111 NW 1st. 33128 | 305-375 1739 | Jeannine.Gaslonde@mdtpo.org |
| Yunior Santana | Private | 22638 SW 94 path | 786-246-1987 | Yuniorsan75@gmail.com |
| Ileen Delgado | DTPW | 701 NW 1st Ct | 786-469-5289 | ileend@miamidade.gov |
| Patricia Rose | Transportation Trust | 111 NW 1st. #1010 | 305-375-1095 | arose@miamidade.gov |
| Wilson Fernandez | TPO | 111 NW 1st Ste 920 | 305 375 4507 | Wilson.Fernandez@mdtpo.org |

MIAMI-DADE COUNTY

# The Department of Transportation and Public Works
## Public Kick-Off Meeting Staff Sign-In Sheet

**PROJECT**

South Dade Transitway from SW 344th Street on the South to the Dadeland South Metrorail Station on the north

**MEETING VENUE**

South Dade Regional Library, Auditorium
10750 SW 211 Street
Cutler Bay, FL 33189

**MEETING DATE AND TIME**

6 p.m. to 8 p.m.
Wednesday, May 31, 2017

| Name | Representing (Name of business or group) | Address | Phone Number | E-mail address |
|---|---|---|---|---|
| John KULPA | AECOM | 7650 NW 19 ST Miami 33126 | 786 682 4965 | John.KULPA@AECOM.com |
| Chaaresse Chester | Creativision MEDIA | 9999 NE 2 Ave 33138 | 3059447561 | cchester@creativisionmedia.com |
| Marina Llamas | AECOM | 2931 S.W. 98 Ave. | 305-559-5748 | marina.llamas@aecom.com |
| Ed PALACIO | AECOM | 7650 corporate center Drive 33126 | 305 794 1595 | ed.palacio@aecom.com |
| LAURA CHERNEY | AECOM | 11 | 305 514 2426 | Laura.Cherney@aecom.com |
| Angel Cruz | Creativision Media | 9999 Ne 2 Ave | 305-606-2275 | angel miami cruz@yahoo. |
| Maria Jose Correal | Interpreter | | | |
| Peter VOORHEES | AECOM | | 248-703-1510 | PETER.VOORHEES@AECOM.COM info@expattranslators.com |
| Milla Eugene | Creativision Media | 9999 Ne 2nd Ave | 305 944 7564 | millaeugene@gmail.com |
| Natacha Plaide | Creativision MEDIA | 9999 NE 2nd Ave | 305-944-7564 | nplaide@creativisionmedia.com |

# Kick- Off Meeting

# Comment Cards

## South Corridor Rapid Transit Project
# TITLE VI Comment Card

Name: (Nombre) PETER ENGLAND

Zip Code (Código postal): 33157

Race/Ethnicity (Raza/Grupo Étnico):

☒ White (Blanco) ☐ Black/ African American (Afro-Americano) ☐ Hispanic/ Latino (Hispano) ☐ Asian (Asiático) ☐ American Indian (Indio Norteamericano) ☐ Other (Otro)

Do you speak English? (¿Habla inglés?) Yes (sí) ☒ No (no) ☐

Preferred language: (¿Que idioma prefiere?) ENGLISH

Comment (Comentario): WE NEED TO EXTEND METRO RAIL TO FLORIDA CITY

Requested information is optional and will be used to address the transportation needs of our community.
(La información que aquí se solicita será utilizada para mejorar las condiciones del transporte público en nuestra comunidad y es opcional proporcionarla).

MIAMI-DADE COUNTY

www.miamidade.gov

## South Corridor Rapid Transit Project
# TITLE VI Comment Card

Name: (Nombre) Stephen Hamilton

Zip Code (Código postal): 33029

Race/Ethnicity (Raza/Grupo Étnico):

☐ White (Blanco) ☐ Black/ African American (Afro-Americano) ☐ Hispanic/ Latino (Hispano) ☐ Asian (Asiático) ☐ American Indian (Indio Norteamericano) ☐ Other (Otro)

Do you speak English? (¿Habla inglés?) Yes (sí) ☑ No (no) ☐

Preferred language: (¿Que idioma prefiere?) English

Comment (Comentario): 1) Pleased to see AVs being considered. 2) None of other options are driverless - they must be for financial sustainability

Requested information is optional and will be used to address the transportation needs of our community.
(La información que aquí se solicita será utilizada para mejorar las condiciones del transporte público en nuestra comunidad y es opcional proporcionarla).

MIAMI-DADE COUNTY

www.miamidade.gov

## South Corridor Rapid Transit Project
# TITLE VI Comment Card

Name: Genevieve C. Boysta
(Nombre)

Zip Code (Código postal): 33033

Race/Ethnicity (Raza/Grupo Étnico):

☒ White (Blanco) ☐ Black/ African American (Afro-Americano) ☒ Hispanic/ Latino (Hispano) ☐ Asian (Asiático) ☐ American Indian (Indio Nortamericano) ☐ Other (Otro)

Do you speak English? (¿Habla inglés?) Yes (sí) ☒ No (no) ☐

Preferred language: (¿Que idioma prefiere?)

Comment (Comentario): 34A - Buses are late or to early - off schedule. Trains need bigger wagons - to accomdate for safty.
Train - bus times in rush hr - need better times - 5:04 or 5:17 - time

Requested information is optional and will be used to address the transportation needs of our community.
(La información que aquí se solicita será utilizada para mejorar las condiciones del transporte público en nuestra comunidad y es opcional proporcionarla).

→ populations ↑ in Homestead Pl city.
→ bigger escalators at Dadeland
→ Trains and Bus communications at Dadeland!

MIAMI-DADE COUNTY

www.miamidade.gov

## South Corridor Rapid Transit Project
# TITLE VI Comment Card

Name: Alexis N. Brown
(Nombre)

Zip Code (Código postal): 33158

Race/Ethnicity (Raza/Grupo Étnico):

☐ White (Blanco) ☒ Black/ African American (Afro-Americano) ☐ Hispanic/ Latino (Hispano) ☐ Asian (Asiático) ☐ American Indian (Indio Nortamericano) ☐ Other (Otro)

Do you speak English? (¿Habla inglés?) Yes (sí) ☒ No (no) ☐

Preferred language: (¿Que idioma prefiere?)

Comment (Comentario): Better ~~Adt~~ Advertising
FB/ MIAMI NEW TIMES
NO BUS/ MORE RAIL!

Requested information is optional and will be used to address the transportation needs of our community.
(La información que aquí se solicita será utilizada para mejorar las condiciones del transporte público en nuestra comunidad y es opcional proporcionarla).

MIAMI-DADE COUNTY

www.miamidade.gov

## South Corridor Rapid Transit Project
# TITLE VI Comment Card

Name: MARGIE PIKARSKY
(Nombre)

Zip Code (Código postal): 33031

Race/Ethnicity (Raza/Grupo Étnico):

☑ White (Blanco) ☐ Black/ African American (Afro-Americano) ☑ Hispanic/ Latino (Hispano) ☐ Asian (Asiático) ☐ American Indian (Indio Norteamericano) ☐ Other (Otro)

Do you speak English? (¿Habla inglés?) Yes (sí) ☑ No (no) ☐

Preferred language: English
(¿Que idioma prefiere?)

Comment (Comentario): LAST-MILE OPTIONS ARE AN INTEGRAL PART of a successful MAIN RAPID TRANSIT Line.

Requested information is optional and will be used to address the transportation needs of our community.
(La información que aquí se solicita será utilizada para mejorar las condiciones del transporte público en nuestra comunidad y es opcional proporcionarla).

MIAMI-DADE COUNTY

www.miamidade.gov

## South Corridor Rapid Transit Project
# TITLE VI Comment Card

Name: DeTravis Williams
(Nombre)

Zip Code (Código postal): 33143

Race/Ethnicity (Raza/Grupo Étnico):

☐ White (Blanco) ☒ Black/ African American (Afro-Americano) ☐ Hispanic/ Latino (Hispano) ☐ Asian (Asiático) ☐ American Indian (Indio Norteamericano) ☐ Other (Otro)

Do you speak English? (¿Habla inglés?) Yes (sí) ☒ No (no) ☐

Preferred language:
(¿Que idioma prefiere?)

Comment (Comentario): Give us Metrorail Now!!

Requested information is optional and will be used to address the transportation needs of our community.
(La información que aquí se solicita será utilizada para mejorar las condiciones del transporte público en nuestra comunidad y es opcional proporcionarla).

MIAMI-DADE COUNTY

www.miamidade.gov

## South Corridor Rapid Transit Project
# TITLE VI Comment Card

Name: (Nombre) Sterling T. Royston

Zip Code (Código postal): 33033

Race/Ethnicity (Raza/Grupo Étnico):

☐ White (Blanco) ☒ Black/ African American (Afro-Americano) ☒ Hispanic/ Latino (Hispano) ☐ Asian (Asiático) ☐ American Indian (Indio Nortamericano) ☐ Other (Otro)

Do you speak English? (¿Habla inglés?) Yes (sí) ☑ No (no) ☐

Preferred language: (¿Que idioma prefiere?) English

Comment (Comentario): I hope that the Metro Rail can extend to Homestead / Florida City, the Amount of population Must keep MIC Patrol.

Requested information is optional and will be used to address the transportation needs of our community.
(La información que aquí se solicita será utilizada para mejorar las condiciones del transporte público en nuestra comunidad y es opcional proporcionarla).

MIAMI-DADE COUNTY

www.miamidade.gov

## South Corridor Rapid Transit Project
# TITLE VI Comment Card

Name: (Nombre) Frederick Peel

Zip Code (Código postal): 33190

Race/Ethnicity (Raza/Grupo Étnico):

☒ White (Blanco) ☐ Black/ African American (Afro-Americano) ☐ Hispanic/ Latino (Hispano) ☐ Asian (Asiático) ☐ American Indian (Indio Nortamericano) ☐ Other (Otro)

Do you speak English? (¿Habla inglés?) Yes (sí) ☒ No (no) ☐

Preferred language: (¿Que idioma prefiere?)

Comment (Comentario):

Requested information is optional and will be used to address the transportation needs of our community.
(La información que aquí se solicita será utilizada para mejorar las condiciones del transporte público en nuestra comunidad y es opcional proporcionarla).

MIAMI-DADE COUNTY

www.miamidade.gov

## South Corridor Rapid Transit Project
# TITLE VI Comment Card

Name: JoAnn Brady
(Nombre)

Zip Code (Código postal): 33178

Race/Ethnicity (Raza/Grupo Étnico):

☐ White (Blanco) ☒ Black/ African American (Afro-Americano) ☐ Hispanic/ Latino (Hispano) ☐ Asian (Asiático) ☐ American Indian (Indio Nortamericano) ☐ Other (Otro)

Do you speak English? (¿Habla inglés?) Yes (sí) ☒ No (no) ☐

Preferred language: English.
(¿Que idioma prefiere?)

Comment (Comentario): We need the train IN the South Dade Area, Cars and Bues don't work It cost to much gas, And traffic costing To many People their Job. by Being late For work.

Requested information is optional and will be used to address the transportation needs of our community.
(La información que aquí se solicita será utilizada para mejorar las condiciones del transporte público en nuestra comunidad y es opcional proporcionarla).

MIAMI-DADE COUNTY

www.miamidade.gov

## South Corridor Rapid Transit Project
# TITLE VI Comment Card

Name: Celine Cohen
(Nombre)

Zip Code (Código postal): 33189

Race/Ethnicity (Raza/Grupo Étnico):

☐ White (Blanco) ☐ Black/ African American (Afro-Americano) ☐ Hispanic/ Latino (Hispano) ☐ Asian (Asiático) ☐ American Indian (Indio Nortamericano) ☒ Other (Otro)

Do you speak English? (¿Habla inglés?) Yes (sí) ☒ No (no) ☐

Preferred language: English
(¿Que idioma prefiere?)

Comment (Comentario): want more information
ckcohen65@gmail.com

Requested information is optional and will be used to address the transportation needs of our community.
(La información que aquí se solicita será utilizada para mejorar las condiciones del transporte público en nuestra comunidad y es opcional proporcionarla).

MIAMI-DADE COUNTY

www.miamidade.gov

## South Corridor Rapid Transit Project
# TITLE VI Comment Card

Name: Marc Golob
(Nombre)

Zip Code (Código postal): 33157

Race/Ethnicity (Raza/Grupo Étnico):

☐ White (Blanco) ☐ Black/ African American (Afro-Americano) ☐ Hispanic/ Latino (Hispano) ☐ Asian (Asiático) ☐ American Indian (Indio Norteamericano) ☐ Other (Otro)

Do you speak English? (¿Habla inglés?) Yes (sí) ☑ No (no) ☐

Preferred language: (¿Que idioma prefiere?) english

Comment (Comentario): Please Do Nothing
please do not increase taxes.
Please only do what you are funded to do.

Requested information is optional and will be used to address the transportation needs of our community.
(La información que aquí se solicita será utilizada para mejorar las condiciones del transporte público en nuestra comunidad y es opcional proporcionarla).

MIAMI-DADE COUNTY

www.miamidade.gov


## South Corridor Rapid Transit Project
# TITLE VI Comment Card


Name: Vice Mayor Sue Loyzelle
(Nombre)

Zip Code (Código postal): 33157

Race/Ethnicity (Raza/Grupo Étnico):

☒ White (Blanco) ☐ Black/ African American (Afro-Americano) ☐ Hispanic/ Latino (Hispano) ☐ Asian (Asiático) ☐ American Indian (Indio Norteamericano) ☐ Other (Otro)

Do you speak English? (¿Habla inglés?) Yes (sí) ☒ No (no) ☐

Preferred language: (¿Que idioma prefiere?) English

Comment (Comentario): - Component of SMART PLAN
Need 50% of Funding from State

Requested information is optional and will be used to address the transportation needs of our community.
(La información que aquí se solicita será utilizada para mejorar las condiciones del transporte público en nuestra comunidad y es opcional proporcionarla).


MIAMI-DADE COUNTY

www.miamidade.gov

## South Corridor Rapid Transit Project
# TITLE VI Comment Card

← please answer questions

Name: DEBORAH LAMB
(Nombre)

LAMBSCAPES@AOL.COM

Zip Code (Código postal): 33176

* Elevated Metrorail *

Race/Ethnicity (Raza/Grupo Étnico):

☐ White (Blanco) ☐ Black/ African American (Afro-Americano) ☐ Hispanic/ Latino (Hispano) ☐ Asian (Asiático) ☐ American Indian (Indio Norteamericano) ☑ Other (Otro)

Do you speak English? (¿Habla inglés?) Yes (sí) ☑ No (no) ☐

Preferred language: ENGLISH
(¿Que idioma prefiere?)

Comment (Comentario):
(1.) How much for elevated metrorail?
(2.) what cross traffic & how do they deal w/ it in Chicago, LA orange line?
(3.) We want an elevated system
(4.) restore 1.2 bill we already paid

Requested information is optional and will be used to address the transportation needs of our community.
(La información que aquí se solicita será utilizada para mejorar las condiciones del transporte público en nuestra comunidad y es opcional proporcionarla).

MIAMI-DADE COUNTY

www.miamidade.gov

## South Corridor Rapid Transit Project
# TITLE VI Comment Card

Name: MARIA LUISA CASTELLANOS
(Nombre)

Zip Code (Código postal): 33175

Race/Ethnicity (Raza/Grupo Étnico):

☒ White (Blanco) ☐ Black/ African American (Afro-Americano) ☒ Hispanic/ Latino (Hispano) ☐ Asian (Asiático) ☐ American Indian (Indio Norteamericano) ☐ Other (Otro)

Do you speak English? (¿Habla inglés?) Yes (sí) ☒ No (no) ☐

Preferred language: ENGLISH
(¿Que idioma prefiere?)

Comment (Comentario): I WANT AN EAST-WEST RAIL TO BE BUILT FIRST!

Requested information is optional and will be used to address the transportation needs of our community.
(La información que aquí se solicita será utilizada para mejorar las condiciones del transporte público en nuestra comunidad y es opcional proporcionarla).

MIAMI-DADE COUNTY

www.miamidade.gov

# South Corridor Rapid Transit Project
# TITLE VI Comment Card

(3)

Name: MAURICIO. MUNOZ
(Nombre)

Zip Code (Código postal): 33157

Race/Ethnicity (Raza/Grupo Étnico):

☐ White (Blanco) ☐ Black/ African American (Afro-Americano) ☒ Hispanic/ Latino (Hispano) ☐ Asian (Asiático) ☐ American Indian (Indio Norteamericano) ☐ Other (Otro)

Do you speak English? (¿Habla inglés?) Yes ☐ (sí) No ☐ (no)

Preferred language: English / spanish
(¿Que idioma prefiere?)

Comment (Comentario):

Requested information is optional and will be used to address the transportation needs of our community.
(La información que aquí se solicita será utilizada para mejorar las condiciones del transporte público en nuestra comunidad y es opcional proporcionarla).

MIAMI-DADE COUNTY

www.miamidade.gov

(3)

AT GOVERMENT CENTER need to REmain open - OR MAKE OVER THE OPEN TERRACE OR BALCONY.

2. Ramps to be used WHEN SCALATORS OR ELEVATORS ARE OUT OF SERVICE IN ALL STATIONS.

3. METRORAIL EQUIPMENT IS VERY OLD. IT MUST BE REPLACED FOR A LATEST MODEL, WE NEED ONE of THE BEST FOR MIAMI.

CORRIDOR TRANSP. FOR HALLANDALE AVENTURA PENBROKE PINES AND OAKLAND PARK BOULEVARD AND AS well for OTHER AREAS IN ORDER TO GET TO TRIAL RAIL STATIONS.

EASY CARD MUST BE COMPATIBLE TO USE WITH BROWARD COUNTY BUSES SUCH BUSES 1, 28, 4, 18 AND OTH.

# South Corridor Rapid Transit Project
# TITLE VI Comment Card

Name: Brian Ward (1)
(Nombre)

Zip Code (Código postal): 33177

mista-ward@hotmail.com
underscore

Race/Ethnicity (Raza/Grupo Étnico):

☐ White (Blanco) ☒ Black/ African American (Afro-Americano) ☐ Hispanic/ Latino (Hispano) ☐ Asian (Asiático) ☐ American Indian (Indio Norteamericano) ☐ Other (Otro)

Do you speak English? (¿Habla inglés?) Yes (sí) ☒ No (no) ☐

Preferred language: English
(¿Que idioma prefiere?)

Comment (Comentario): Until a new system is built, please have the 34 B bus stop at the 112 Ave (Target) stop now. It is an easy fix to help reduce congestion on the bus system now. (1)

6/19/11 mist response via email

Requested information is optional and will be used to address the transportation needs of our community.
(La información que aquí se solicita será utilizada para mejorar las condiciones del transporte público en nuestra comunidad y es opcional proporcionarla).

MIAMI-DADE COUNTY

www.miamidade.gov

# South Corridor Rapid Transit Project
# TITLE VI Comment Card

Name: Lloyd Brown (2)
(Nombre)

Zip Code (Código postal): 33032

Race/Ethnicity (Raza/Grupo Étnico):

☑ White (Blanco) ☐ Black/ African American (Afro-Americano) ☐ Hispanic/ Latino (Hispano) ☐ Asian (Asiático) ☐ American Indian (Indio Norteamericano) ☐ Other (Otro)

Do you speak English? (¿Habla inglés?) Yes (sí) ☑ No (no) ☐

Preferred language: English
(¿Que idioma prefiere?)

Comment (Comentario): During Northbound rush hour traffic Emergency Response vehicles have only the busway to transport (back)

Requested information is optional and will be used to address the transportation needs of our community.
(La información que aquí se solicita será utilizada para mejorar las condiciones del transporte público en nuestra comunidad y es opcional proporcionarla).

MIAMI-DADE COUNTY

www.miamidade.gov

Patients suffering Fatal Stroke, heart attack or traumatic injury to Jackson South or Baptist Hospitals. Any plans to develop the otherwise (2) currently known as the "Busway") must factor in emergency transport along this route.

Also..
As the Director of Wildlife Rescue of Dade county, I am the only State and Federally Permitted wildlife rehabilitator. No one has ever asked my input regarding native wildlife and their habitat for any projects.

Wildlife Rescue of Dade County Inc.
Helping to keep Dade County wild!

Lloyd Ernest Brown
Director/Rehabilitator
wildliferescue@bellsouth.net

12055 SW 240 St
Princeton, Fla. 33032

305-342-1075
on Facebook at Wildlife Rescue of Dade County

# Corridor Workshops

# Public Notices

# Public Notice

**Department of Transportation and Public Works**

**South Corridor Rapid Transit Project**

**South Dade Transitway from SW 344th Street to the Dadeland South Metrorail Station**

## Corridor Workshops

The Miami-Dade County Department of Transportation and Public Works (DTPW) is hosting two interactive workshops for the South Corridor Rapid Transit Project. The South Corridor is one of six Strategic Miami Area Rapid Transit (SMART) Plan corridors being evaluated to assess and meet the travel and mobility needs of the County.

There will be no formal presentation. The same information will be shared at each workshop. It will take approximately 15-30 minutes to visit eight information stations at the workshop.

**Monday, October 23, 2017**
**6:00 p.m. to 8:00 p.m.**
**The Falls Mall (Center Court)**
**8888 SW 136th Street**
**Miami, FL 33176**
**Enter at Red Robin and park at Talbots**

**Wednesday, October 25, 2017**
**6:00 p.m. to 8:00 p.m.**
**The Southland Mall (Fountain Area)**
**20505 S Dixie Highway**
**Cutler Bay, FL 33189**
**Enter and park near DSW and Ulta**

For more information, visit www.miamismartplan.com or please contact the Public Information Officer, Karla Damian, at (786) 469-5420, or send an email to: Karla.Damian@miamidade.gov.

The workshops will follow an open-house format to allow participants to arrive at any time between 6:00 p.m. and 8:00 p.m. DTPW representatives will be available to informally discuss the project and answer questions. Public participation at this meeting is solicited without regard to race, color, national origin, age, gender, religion, disability or family status. Pursuant to the provisions of the Americans with Disabilities Act (ADA), any person requiring special accommodations to participate in this meeting is asked to advise the agency at least 7 days before the meeting by contacting: Marcos Ortega at (786) 469-5225, or at marcos.ortega@miamidade.gov. If you are hearing or speech impaired, please contact the agency using the Florida Relay Service: 1 (800) 955-8771 (TDD) or 1 (800) 955-8770 (Voice).

**For legal ads online, go to http://legalads.miamidade.gov**


South MOTORS | HONDA | Drive in. WE'RE OPEN

ExpressService™ 60 minutes or less
- oil change
- alignment
- rotation and balance
- battery replacement

US1 & South 161 St (855) 871-9547



Call Now to Schedule your Private Tour 305-227-1149



Big things often have small beginnings.

conchita ESPINOSA ACADEMY

*CEA is more than a school.*
*It is a place where children learn more about more,*
*where the seeds of curiosity and compassion are*
*cultivated from the start. At CEA, your child is*
*encouraged to take chances and to always do his or her best.*
*This guided process of self-discovery instills in your*
*child's heart a resilience and confidence that will last a lifetime.*
*Analytical, imaginative, confident, and ever-kind,*
*CEA alumni follow their dreams – and,*
*more often than not – they live them.*




over 80 years educating children

www.conchitaespinosa.com

Conchita Espinosa Academy is accredited internationally, nationally and regionally by Accreditation International (Ai), National Council for Private School Accreditation, National Independent Private Schools Association, Middle States Association, Southern Association of Colleges and Schools, Association of Independent Schools of Florida, and is a member of Independent Schools of South Florida.

12975 SW 6th Street, Miami, FL 33184

# Hogares de siete municipios de La Habana recibirán internet

*EFE*
**LA HABANA**

El servicio de internet en los hogares en Cuba estará disponible desde finales de octubre en zonas seleccionadas de siete municipios de La Habana, donde hasta ahora solo lo tenían áreas de dos de ellos, informó el domingo el monopolio estatal de las comunicaciones en la isla, Etecsa.

La prestación del "Nauta Hogar" -como se denomina el servicio de internet desde las casas de los cubanos- llegará a 12 zonas específicas, elegidas por las condiciones técnicas de las redes telefónicas para la transmisión de datos, según explicó la responsable del proyecto en Etecsa, Amarelys Rodríguez.

El proyecto beneficiará a una parte de los clientes de telefonía fija residentes en los municipios de La Habana Vieja, Centro Habana, Plaza de la Revolución, Habana del Este, San Miguel del Padrón, La Lisa y Playa, de la capital cubana, precisó Rodríguez citada por la estatal Agencia Cubana de Noticias (ACN).

Además, aclaró que se han modificado la tarifa y la velocidad de conexión, y si antes el usuario pagaba 15 pesos convertibles (CUC, equivalente al dólar) por un servicio de ancho de banda de 256 kilobytes por segundo (kb/s), en la actualidad por ese mismo precio obtiene un megabyte (mb/s).

A pesar de ello las tarifas siguen lejos del alcance de los bolsillos de muchos cubanos, ya que el salario promedio de un trabajador estatal en la isla apenas alcanza los $30 mensuales.

Entre diciembre del 2016 y febrero de este año, 858 hogares de La Habana Vieja recibieron el servicio "Nauta Hogar" gratis como parte de una prueba piloto para iniciar la comercialización gradual, y tras finalizar el ensayo, desde marzo Etecsa comenzó a ofrecer el servicio en esa zona, donde cifra en más de 600 los contratos.

A finales de septiembre pasado, Etecsa anunció la extensión del acceso a internet a todos los hogares de Cuba antes de que termine el 2017, y comenzó por otras cinco provincias de la isla.

Hasta entonces solo tenían acceso al servicio clientes de las áreas de los barrios Catedral y Plaza Vieja, en La Habana Vieja, que habían participado en la prueba piloto.

En Cuba, uno de los países con menor tasa de conectividad en el mundo, no estaba permitida la conexión a internet en los hogares, excepto a algunos profesionales como médicos, abogados, periodistas o funcionarios de alto rango.

La directora de la División La Habana de Etecsa, Odalys Rodríguez del Toro, dijo que la empresa asumió el compromiso de permitir el acceso a Nauta Hogar desde al menos una zona de cada municipio, lo que se producirá paulatinamente.

"Estamos estudiando el resto de los territorios de la provincia para identificar aquellos con mejores condiciones técnicas en la red que permitan ofrecer un servicio de calidad", señaló la directiva.

Cuba registró más de 4.5 millones de usuarios de internet en el 2016, lo que significa 403 usuarios conectados por cada 1,000 habitantes, y junto a las salas de navegación en oficinas de Etecsa, suman 1,006 los espacios de conexión en el país, según reportes oficiales.

En la isla hay registrados 1,152,900 computadores, de ellos 628,700 con conexión a la red y en el 2015 existían 996,003 líneas telefónicas fijas de uso residencial para una población de 11.4 millones de habitantes, de acuerdo con datos de la Oficina Nacional de Estadística (Onei).

Dentro de la estrategia del gobierno de la isla para aumentar la conectividad -una de las asignaturas pendientes de Cuba-, Etecsa inició en julio del 2015 la instalación de zonas wifi en espacios públicos, donde la conexión cuesta $1.5 la hora.




DESMOND BOYLAN AP

PERSONAS ESPERAN su turno para ingresar a una oficina de la estatal de telecomunicaciones Etecsa, en La Habana.

**LOS USUARIOS PAGARÁN 15 CUC MENSUALES POR UN SERVICIO DE ANCHO DE BANDA DE UN MEGABYTE**

MÉXICO

## Asesinan a líder izquierdista y otras personas

Las autoridades en el sur de México informaron que desconocidos asesinaron y quemaron a un líder regional de izquierda, junto con su esposa, su suegra de 94 años y un conductor.

Roberto Álvarez Heredia, vocero de los cuerpos de seguridad del estado de Guerrero, dijo el domingo que las identidades de Ranferi Hernández Acevedo y quienes lo acompañaban fueron totalmente confirmadas.

Dijo que los cuerpos fueron encontrados dentro de una camioneta incendiada en la carretera Chilapa-Ahuacotzingo poco antes de la medianoche. El municipio de Ahuacuotzingo es una zona de Guerrero disputada por bandas de narcotraficantes. Los funcionarios no tenían sospechosos por ahora.

Hernández Acevedo fue miembro fundador de la principal facción izquierdista mexicana y dirigió el Partido de la Revolución Democrática en el estado. Mientras fungió como legislador estatal, huyó al exilio después de enfrentarse a un gobernador.

BRASIL

## Temer valora canonización de 30 mártires

El presidente brasileño, Michel Temer, consideró la canonización de los primeros 30 mártires que hubo en el país, proclamada el domingo por el papa Francisco, como un "mensaje de paz" que invita a la "solidaridad" en un mundo de "extremismos".

Los nuevos santos brasileños, proclamados el domingo por Francisco en El Vaticano junto a un español, un italiano y tres niños indígenas mexicanos, están encabezados por los sacerdotes Andrés de Soveral, Ambrósio Francisco Ferro y el laico Mateus Moreira, que con otros 27 compañeros fueron asesinados entre el 16 de julio y el 3 de octubre de 1645.

Los responsables de ese hechos fueron protestantes calvinistas holandeses instalados en el norte de Brasil en aquella época, que en esa región estuvo marcada por profundos conflictos religiosos.

Los 30 mártires de Cunhaú y Uruaçu, como se les recuerda y venera desde hace siglos en Brasil, habían sido beatificados en marzo del 2000 por el papa Juan Pablo II.

# Piñera promete corregir reformas de Bachelet si gana comicios

*AFP*
**SANTIAGO DE CHILE**

El ex mandatario chileno Sebastián Piñera, favorito para ganar las elecciones generales del próximo 19 de noviembre, prometió "corregir", en caso de resultar electo, las grandes reformas implementadas por la socialista Michelle Bachelet.

Sólido al frente de todos los sondeos, con una intención de votos del 44%, Piñera aseguró en una entrevista con el diario *La Tercera* que su intención es hacer un gobierno "muy distinto al actual".

En esta línea, aseguró que modificará la reforma laboral, tributaria y educacional implementadas por la mandataria socialista.

"Las reformas tributarias, educacional y laboral tienen fallas estructurales que vamos a corregir", afirmó el exmandatario, que entregó el poder en el 2014 a Bachelet después de un primer gobierno de cuatro años (2010-2014).

Durante su primer año de gobierno, Bachelet logró aprobar una reforma tributaria destinada a financiar la reforma educativa a partir de una mayor recaudación fiscal (3% del PIB, equivalente a unos $8,300 millones), aumentando los impuestos a las empresas.

Con la promesa de instaurar educación pública, gratuita y de calidad, Bachelet inició también una ambiciosa reforma para acabar con el sistema educativo heredado de la dictadura de Augusto Pinochet.

La reforma eliminó la selección de estudiantes y acabó con los copagos por parte de los padres en los establecimientos que reciben aportes del Estado. Unos 380,000 estudiantes universitarios estudian gratis, aunque la gratuidad total quedó comprometida en plazos que dependen de variables económicas.

Al mismo tiempo, se aprobó una reforma laboral que reestableció el derecho a huelga efectiva.

"La reforma tributaria frenó el crecimiento, la inversión, la innovación y el emprendimiento. La reforma laboral frenó la capacidad de crear empleo y transfirió el poder desde el trabajador a los sindicatos. La reforma educacional tiene a la educación estancada", dijo Piñera.

El empresario, no obstante, aseguró que no quitará la gratuidad de la que goza el 60% de los estudiantes de educación superior más pobres del país.



ESTEBAN FELIX AP

SEBASTIÁN PIÑERA, ex presidente de Chile, saluda a partidarios después de votar en las elecciones primarias de su partido, en Santiago de Chile.




JASON DECROW AP

LA PRESIDENTA chilena, Michelle Bachelet, pronuncia un discurso en un almuerzo en la sede de las Naciones Unidas.

ARGENTINA

## Rompehielos vuelve a Antártida para pruebas de expedición

El histórico buque rompehielos de la Armada argentina, el Almirante Irízar, emblema de las campañas de expedición en la Antártida, zarpó el domingo desde Ushuaia rumbo a la Antártida donde realizará las primeras pruebas de preparación para su vuelta definitiva, informaron fuentes oficiales.

El objetivo de estas pruebas es comprobar que el buque polar puede navegar en aguas frías y de hielo de diferentes características, y así verificar que el proceso de reconstrucción y modernización al que fue sometido fue efectivo.

El primer tipo de pruebas constarán en la navegación en campo de hielo plano a velocidad y potencia constante para determinar la capacidad continua de rotura del buque hasta un metro de espesor uniforme.

Por otra parte se determinará la fuerza de introducción al hielo de un espesor superior a tres metros por "impacto o ramming".

MIAMI-DADE COUNTY

**Aviso Público**

**Departamento de Transporte y Obras Públicas**

**Proyecto del Corredor del Sur (South Dade Transitway)**

**Arteria vial del sur de Miami-Dade desde la calle 344 del suroeste hasta la Estación de Metrorail de Dadeland South**

**Talleres de Corredores**

El Departamento de Transporte y Obras Públicas (DTPW por sus siglas en inglés) del Condado de Miami-Dade está auspiciando dos talleres interactivos para el Proyecto de Vías de Tránsito Rápido en South Dade (***South Corridor Rapid Transit Project***). El corredor sur (South Corridor) es uno de los corredores viales del Plan de Tránsito Rápido en Áreas Estratégicas de Miami (también llamado SMART Plan, en inglés) que está en proceso de evaluación para determinar y satisfacer las necesidades de viaje y movilidad del condado.

No habrá presentación formal. En cada taller se difundirá la misma información. Habrán ocho estaciones con información. El recorrido de las ocho estaciones informativas del taller tardará aproximadamente de 15 a 30 minutos.

**lunes, 23 de octubre de 2017**
**6:00 p.m. a 8:00 p.m.**
**The Falls Mall (área central)**
**8888 SW 136th Street**
**Miami, FL 33176**
**Entre por Red Robin y estacione cerca de Talbots**

**miércoles, 25 de octubre de 2017**
**6:00 p.m. a 8:00 p.m.**
**The Southland Mall (área de la fuente)**
**20505 S Dixie Highway**
**Cutler Bay, FL 33189**
**Estacione cerca de DSW y Ulta**

Para obtener más información, visite www.miamismartplan.com o comuníquese con Karla Damian, Funcionaria de Información Pública, por el (786) 469-5420 o por correo electrónico a: Karla.Damian@miamidade.gov.

Los talleres tendrán un formato libre para permitir que los participantes lleguen en cuando lo deseen entre las 6:00 p.m. y las 8:00 p.m. Habrá representantes del DTPW presentes para explicar informalmente el proyecto y responder preguntas. Se solicita la participación pública en esta reunión sin distinción de raza, color de piel, nacionalidad de origen, edad, sexo, religión, discapacidad ni situación familiar. De conformidad con la Ley de Estadounidenses con Discapacidades, se agradece que toda persona que requiera ajustes especiales a fin de participar en esta reunión informe a la agencia con una antelación de 7 días como mínimo a la reunión a través del siguiente contacto: Marcos Ortega por el teléfono (786) 469-5225, o por el correo electrónico marcos.ortega@miamidade.gov. Si tiene dificultades auditivas o del habla, por favor comuníquese con la agencia a través del servicio Florida Relay Service: 1 (800) 955-8771 (TDD) o 1 (800) 955-8770 (voz).

**Para avisos legales en línea entre a http://legalads.miamidade.gov**

# Public Notice

**Department of Transportation and Public Works**

**South Corridor Rapid Transit Project**

**South Dade Transitway from SW 344th Street to the Dadeland South Metrorail Station**

**Corridor Workshops**

The Miami-Dade County Department of Transportation and Public Works (DTPW) is hosting two interactive workshops for the South Corridor Rapid Transit Project. The South Corridor is one of six Strategic Miami Area Rapid Transit (SMART) Plan corridors being evaluated to assess and meet the travel and mobility needs of the County.

There will be no formal presentation. The same information will be shared at each workshop. It will take approximately 15-30 minutes to visit eight information stations at the workshop.

**Monday, October 23, 2017**
**6:00 p.m. to 8:00 p.m.**
**The Falls Mall (Center Court)**
**8888 SW 136th Street**
**Miami, FL 33176**
**Enter at Red Robin and park at Talbots**

**Wednesday, October 25, 2017**
**6:00 p.m. to 8:00 p.m.**
**The Southland Mall (Fountain Area)**
**20505 S Dixie Highway**
**Cutler Bay, FL 33189**
**Enter and park near DSW and Ulta**

For more information, visit www.miamismartplan.com or please contact the Public Information Officer, Karla Damian, at (786) 469-5420, or send an email to: Karla.Damian@miamidade.gov.

The workshops will follow an open-house format to allow participants to arrive at any time between 6:00 p.m. and 8:00 p.m. DTPW representatives will be available to informally discuss the project and answer questions. Public participation at this meeting is solicited without regard to race, color, national origin, age, gender, religion, disability or family status. Pursuant to the provisions of the Americans with Disabilities Act (ADA), any person requiring special accommodations to participate in this meeting is asked to advise the agency at least 7 days before the meeting by contacting: Marcos Ortega at (786) 469-5225, or at marcos.ortega@miamidade.gov. If you are hearing or speech impaired, please contact the agency using the Florida Relay Service: 1 (800) 955-8771 (TDD) or 1 (800) 955-8770 (Voice).

**For legal ads online, go to http://legalads.miamidade.gov**

**FOR CUSTOMER SERVICE VISIT US AT:**
**www.miamiherald.com/service**
Miami Herald
MIAMIHERALD.COM

## AVI ELEKSYON ESPESYAL REFERANDÒM POU AMANDE KONSTITISYON VIL MIAMI AN KI PRAL FÈT NAN DAT MADI 7 NOVANM 2017 NAN VIL MIAMI, FLORID KONFÒMEMAN A REZOLISYON NO. 17-0320

Gen yon Eleksyon Espesyal Referandòm ki pral fèt nan dat madi 7 novanm 2017 la, apati 7:00/A.M. jiska 7:00 P.M. nan Vil Miami, Florid, nan biwo vòt ki nan plizyè sikonskripsyon Eleksyon Espesyal Referandòm ke Asanble Komisyonè Konte Miami-Dade, Florid la deziyen yo, jan sa prezante isit la, sòf si lalwa prevwa yon lòt bagay, nan objektif soumèt elektè kalifye Vil Miami, Florid yo, kestyon ki annapre a:

**Èske Seksyon 48 nan Konstitisyon an dwe amande pou bay Verifikatè Endepandan Jeneral la (Independent Auditor General, "IAG") otorite sipèvizyon esklizif sou anplwaye Biwo IAG a (Office of IAG, "OIAG")? Amannman sa a garanti OIAG ap kontinye pa sibi entèferans ni enfliyans eksesif nan men administrasyon Vil la nan seleksyon, nominasyon, ak anplwa pèsonèl OIAG. Amannman an kite OIAG kontinye gen opinyon ak tire konklizyon endepandan ak objektif nan odit li ak travay envestigasyon li.**

**Wi**
**Non**

Amannman nan Konstitisyon sa a pral amande Seksyon 48 nan Konstitisyon Vil Miami, Florid la, jan li amande a, ki gen pou tit "Biwo Verifikatè Endepandan Jeneral," pou prevwa Verifikatè Endepandan Jeneral la ap gen otorite sipèvizyon esklizif sou anplwaye OIAG a. Sou lòd Komisyon Vil Miami, Florid la.

Rezolisyon No. 17-0320 disponib sou sit wèb Biwo Grefye Minisipal la nan **http://www.miamigov.com/City_Clerk/Pages/Elections/2017ElectionRelatedLegislation.asp** ansanm avèk lòt enfòmasyon ki gen pou wè avèk Eleksyon Minisipal Jeneral ak Espesyal Vil Miami ki pral fèt nan dat 7 novanm 2017 la.

Todd B. Hannon
Grefye Minisipal

#29062

# CORRIDOR WORKSHOPS

## South Corridor Rapid Transit Project

**South Dade Transitway from SW 344th Street on the south to the Dadeland South Metrorail Station on the north**

The Department of Transportation and Public Works (DTPW) is hosting two interactive workshops for the South Corridor Rapid Transit Project. The South Corridor is one of six Strategic Miami Area Rapid Transit (SMART) Plan corridors being evaluated to assess and meet the travel and mobility needs of the County.

**The workshops will follow an open-house format to allow participants to arrive at any time between 6:00 p.m. and 8:00 p.m. No formal presentation will be given. It will take approximately 15-30 minutes to visit eight information stations at the workshop. DTPW representatives will be available to informally discuss the project and answer questions. The same information will be shared at each workshop.**

If you have any questions or comments, please contact the DTPW Public Information Officer Karla Damian by telephone at (786) 469-5420, or by email at karla.damian@miamidade.gov.

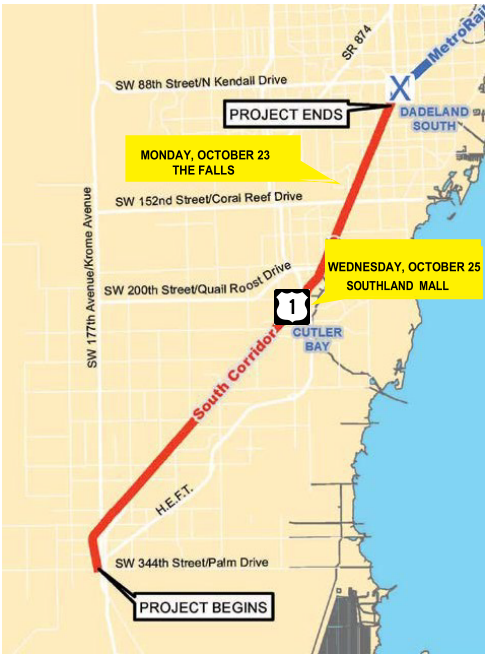


**Please choose the date and location that is best for you.**

**MONDAY, OCTOBER 23, 2017**
6:00 p.m. - 8:00 p.m.
The Falls Mall, Center Court (near Regal Cinemas)
8888 SW 136th Street, Miami, FL 33176
*Enter at Red Robin and park near Talbots*

**WEDNESDAY, OCTOBER 25, 2017**
6:00 p.m. - 8:00 p.m.
Southland Mall, Fountain Area
20505 S Dixie Highway, Miami, FL 33189
*Enter and park near DSW and Ulta*

**For project information, visit www.MiamiSMARTPlan.com or scan the QR Code. #MiamiSmartPlan**

Public participation at this meeting is solicited without regard to race, color, national origin, age, gender, religion, disability or family status. Pursuant to the provisions of the Americans with Disabilities Act (ADA), any person requiring special accommodations to participate in this meeting is asked to advise the agency at least 7 days before the meeting by contacting: Marcos Ortega at (786) 469-5225, or at marcos.ortega@miamidade.gov. If you are hearing or speech impaired, please contact the agency using the Florida Relay Service: 1 (800) 955-8771 (TDD) or 1 (800) 955-8770 (Voice).

# TALLERES DE CORREDORES

## Proyecto de el Corredor del sur de Tránsito Rápido

**South Dade Transitway entre la calle 344 del suroeste al sur, hasta la estación de Dadeland South del Metrorail en el norte**

El Departamento de Transporte y Obras Públicas (DTPW, por sus siglas en ingles) está organizando dos talleres interactivos para el Proyecto de Tránsito Rápido del Corredor Sur. El Corredor Sur es uno de los seis corredores estratégicos del Plan Estratégico para el Tránsito Rápido de Miami que se están evaluando para evaluar y satisfacerlas necesidades de transito y movilidad de el Condado de Miami-Dade. Ver el mapa al reverso.

**Los talleres siguen un formato de puerta abierta para que los participantes lleguen a cualquier hora entre las 6:00 p.m. y 8:00 pm. En vez de dar una presentación formal, van a haber ocho estaciones informativas. Visitar las ocho estaciones informativas tomara approximadamente desde 15 a 30 minutos en total. Los representantes de DTPW estarán disponibles para discutir informalmente el proyecto y responder sus preguntas. En cada taller se presentará la misma información.**

Si tiene alguna pregunta o comentario, por favor comuníquese con Karla Damian, encargada de Información Pública del DTPW, por el número telefónico (786) 469-5420, o por correo electrónico a karla.damian@miamidade.gov.

**Por favor, elija la fecha y la ubicación que es mejor para usted.**

**lunes 23 de octubre de 2017**
6:00 p.m. – 8:00 p.m.
*The Falls Mall, Corte Central (cerca de Regal Cinemas)*
*8888 SW 136th Street, Miami, FL 33176*
*Entrar en Red Robin y aparcar frente a Talbots*

**miércoles 25 de octubre de 2017**
6:00 p.m. – 8:00 p.m.
The Southland Mall Área de la fuente
20505 S Dixie Highway, Cutler Bay, FL 33189
*Entrar y parque cerca de DSW y Ulta*

**Para obtener información sobre el proyecto, visite www.MiamiSMARTPlan.com o escanear. #MiamiSmartPlan**

La participación pública en esta reunión se solicita sin consideración de raza, color, origen nacional, edad, género, religión, discapacidad o situación familiar. De acuerdo con las disposiciones de la Ley de Estadounidenses con Discapacidades (ADA), cualquier persona que requiera acomodaciones especiales para participar en esta reunión debe asesorar a la agencia por lo menos 7 días antes de la reunión poniéndose en contacto con: Marcos Ortega al (786) 469-5225, o por correo electrónico: marcos.ortega@miamidade.gov. Si tiene problemas auditivos o del habla, comuníquese con la agencia usando el Servicio de Retransmisión de Florida: 1 (800) 955-8771 (TDD) o 1 (800) 955-8770 (Voz).

Department of Transportation and Public Works
c/o Creativision MEDIA, Inc.
633 NE 167 Street, Suite 1103
Miami, FL 33162

# Corridor Workshops:

# Project Status Recap

MIAMI-DADE COUNTY

# Department of Transportation and Public Works (DTPW)

# STATION #2: PROJECT STATUS - RECAP

October 23-25, 2017







SOUTH CORRIDOR www.miamismartplan.com #MiamiSMARTPlan

# Meeting Overview

- Miami-Dade County SMART Plan
- South Corridor
  - PD&E study (DTPW)
  - Land Use study (TPO)
- Project History and Timeline
- Study Elements
- Project Scope and Purpose
- Study Objectives: Evaluate Transit Alternatives
- Public Engagement
- Selecting the Locally Preferred Alternative
- Project Schedule

# Miami-Dade County SMART Plan

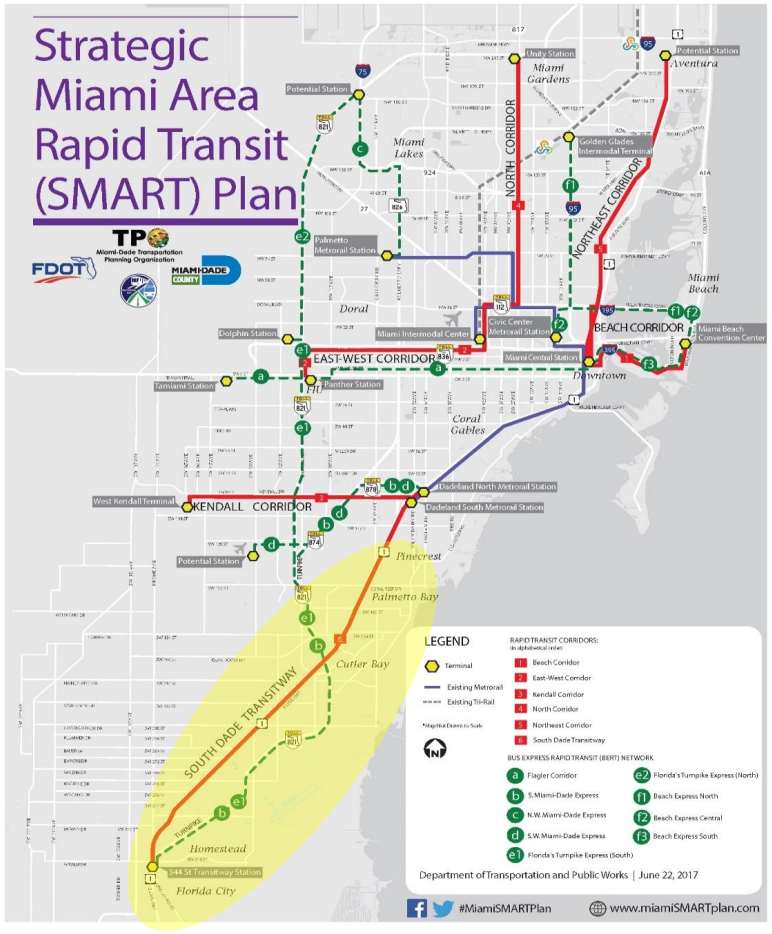


## Six Corridors:

- Beach Corridor
- East-West Corridor
- Kendall Corridor
- North Corridor
- Northeast Corridor
- **South Corridor**

SOUTH CORRIDOR www.miamismartplan.com #MiamiSMARTPlan

# South Corridor - Description

- Existing South Dade Transitway: Connects Dadeland South Metrorail Station with SW 344th Street in Florida City (approximately 20 miles)

- Corridor Cities
  - Village of Pinecrest
  - Village of Palmetto Bay
  - Town of Cutler Bay
  - City of Homestead
  - City of Florida City

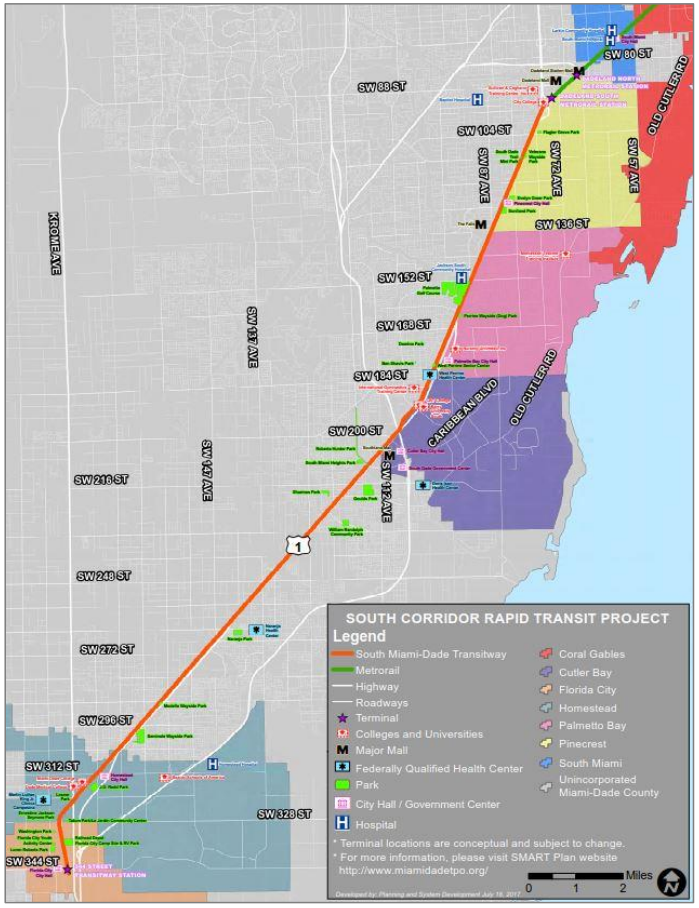


SOUTH CORRIDOR www.miamismartplan.com #MiamiSMARTPlan

# Project History & Timeline

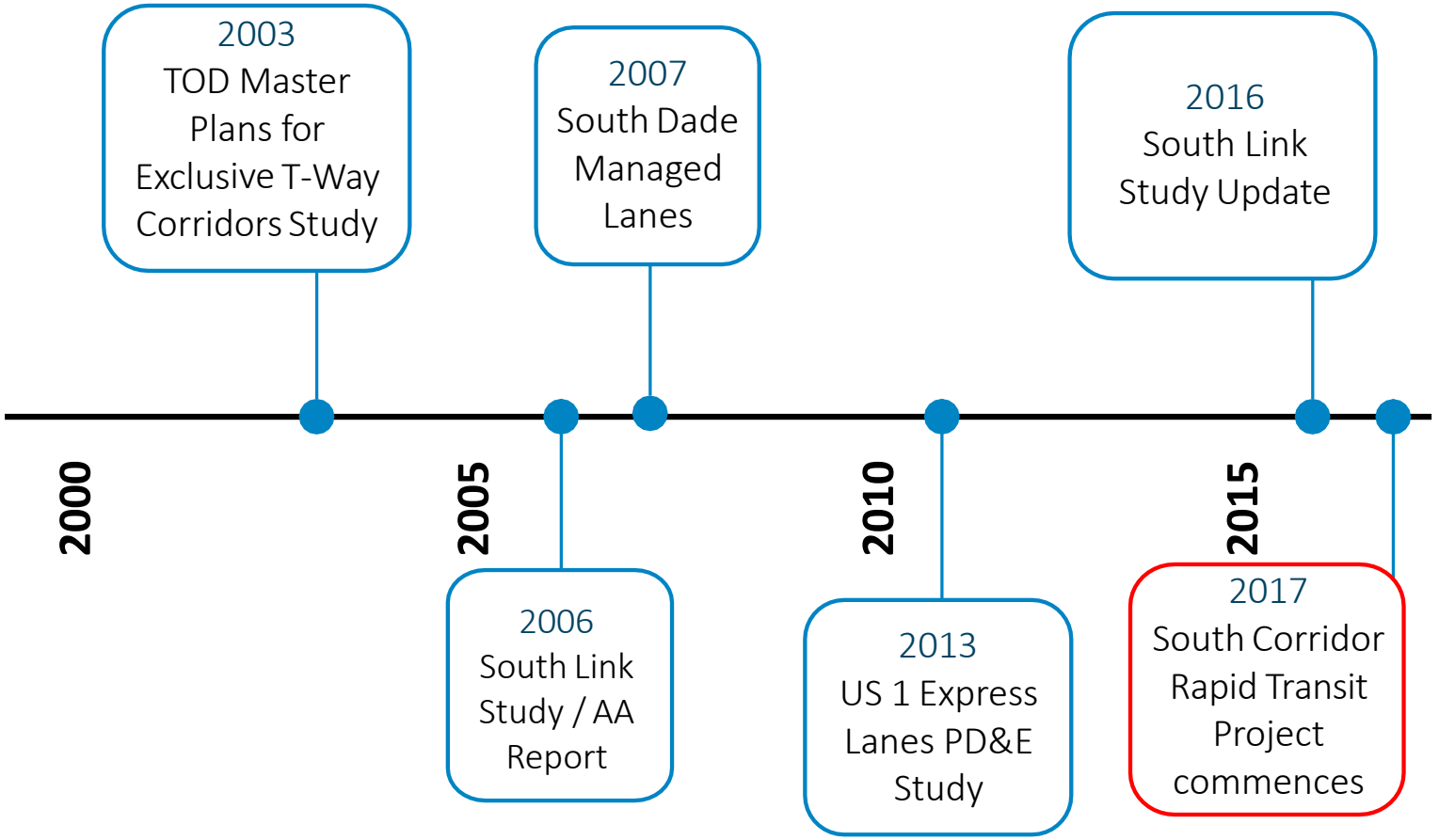


SOUTH CORRIDOR www.miamismartplan.com #MiamiSMARTPlan

# Study Elements

| | |
|---|---|
| Public Involvement | Continuous outreach and coordination with community and stakeholders |
| Data Collection | Review of existing conditions |
| Engineering Analysis | Develop and evaluate alternatives that meet the goals of the project |
| Environmental Evaluations | Identify potential impacts to social, natural, and physical environments |

SOUTH CORRIDOR www.miamismartplan.com #MiamiSMARTPlan

# Project Scope

- Document Existing Conditions
- Develop Transit Mode Alternatives using Existing Transitway Alignment
- Station Locations and Transit Terminals
- Multimodal Connections

# Project Purpose

- Improve Mobility
- Promote Connectivity
- Enhance Accessibility
- Stimulate Economic Development

# Study Objectives: Evaluate Transit Alternatives

- At-Grade Metrorail Extension
- At-Grade Rapid Transit Service (RTS) using the existing Transitway
- At-Grade Light Rail Transit
- Connected and Autonomous Vehicle (CAV) alternative



All alternatives will consider grade separations at major intersections

SOUTH CORRIDOR www.miamismartplan.com #MiamiSMARTPlan

# Public Engagement

- Elected Officials and Agency Kick-Off Meeting
- Public Kick-Off Meeting
  - Outreach
    - Property Owner Notices
    - Advertisements (Miami Herald and El Nuevo Herald)
    - Meeting Notice Distribution
      - Metrorail Station
      - Park-and-Ride Lots
      - Public Facilities (18 locations)
- DTPW Social Media and Municipal Networks
- Unscheduled Meetings
- Fact Sheets (English and Spanish)
- Corridor Workshops - Fall 2017
- Project Website: www.miamismartplan.com

#MiamiSMARTPlan

# Selecting the Locally Preferred Alternative (LPA)

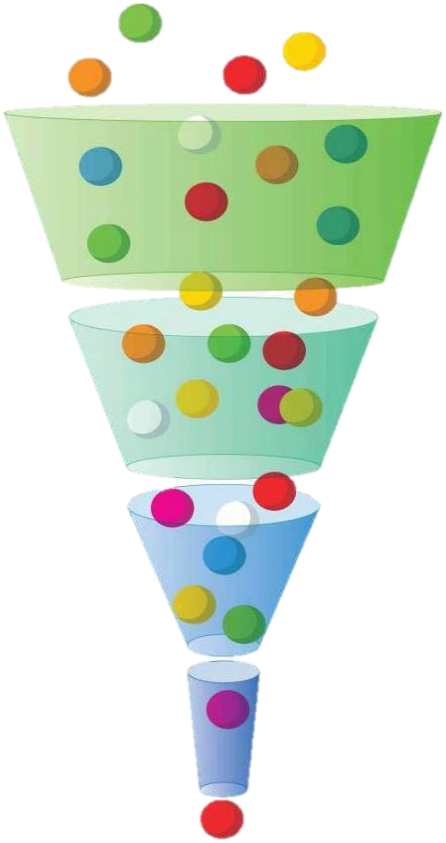

## Purpose and Need

- Identify the need for transit investment
- Determine project goals and objectives
- Define evaluation criteria

## Tier 1 Definition and Evaluation: Qualitative

- Identify the universe of alternatives
- Qualitative evaluation to determine feasibility

## Tier 2 Definition and Evaluation: Quantitative

- Define the remaining alternatives in detail:
  - Develop operating plan
  - Generate ridership forecast
  - Estimate capital and O&M costs
- Evaluate the alternatives in detail

## Selection of Locally Preferred Alternative (LPA)

# Project Schedule

We are here!

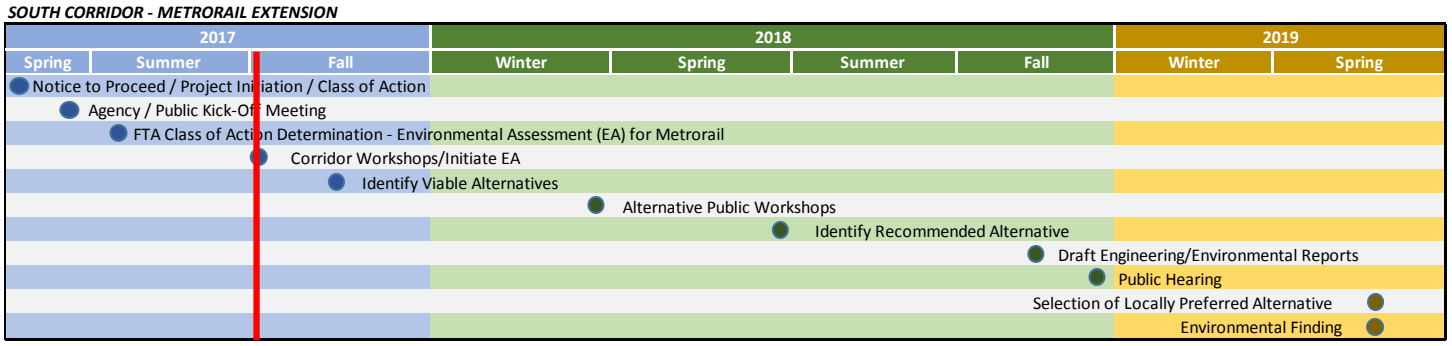


SOUTH CORRIDOR www.miamismartplan.com #MiamiSMARTPlan

# Project Update Stations

MIAMI-DADE COUNTY

**Department of Transportation and Public Works (DTPW)**

# *STATION #3: TRANSITWAY BASIC FACTS*

**3**

October 23-25, 2017

SOUTH CORRIDOR www.miamismartplan.com #MiamiSMARTPlan

# Fact Sheet

## Length of Corridor

- 20 Miles

## Population

- 89,040 (1/2 mile radius)
- 326,000 (2 mile radius)
  - Source: American Community Survey 2015

## Employment

- 20,000 (1/2 mile radius)
- 87,000 (2-mile radius)

## Daily Traffic on US-1 (AADT)

- 95,000 (2016) at SR-826
  - Source: FDOT

## Transitway Usage Today

- About 16,000 riders per day
  - Source: Miami-Dade DTPW

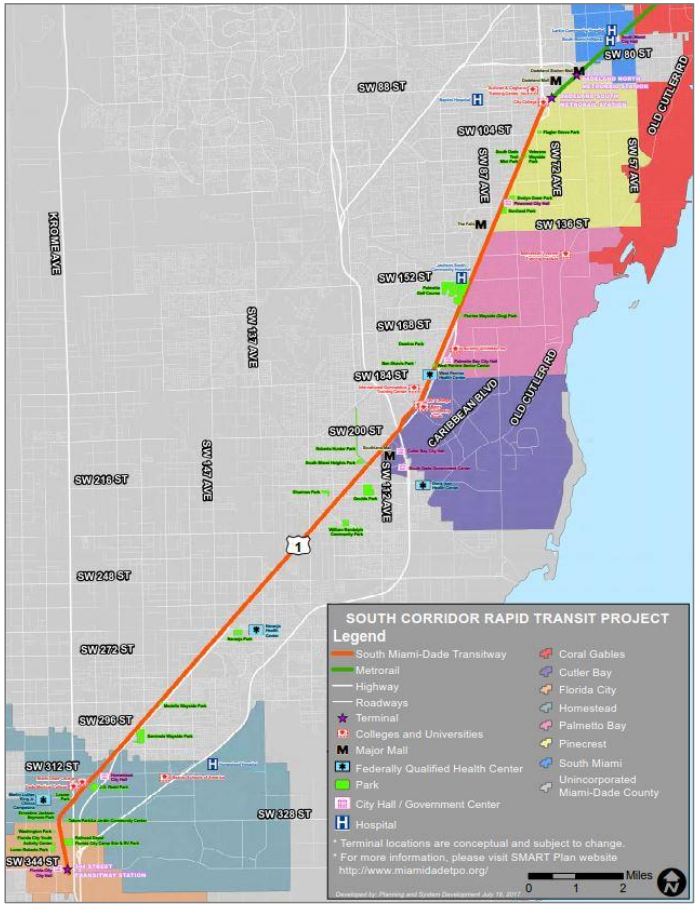


SOUTH CORRIDOR www.miamismartplan.com #MiamiSMARTPlan

# Corridor Alignment Flyover




SOUTH CORRIDOR www.miamismartplan.com #MiamiSMARTPlan

Department of Transportation and Public Works (DTPW)

# STATION #4: LAND USE

# 4

October 23-25, 2017

SOUTH CORRIDOR www.miamismartplan.com #MiamiSMARTPlan

# Density Map of South Corridor




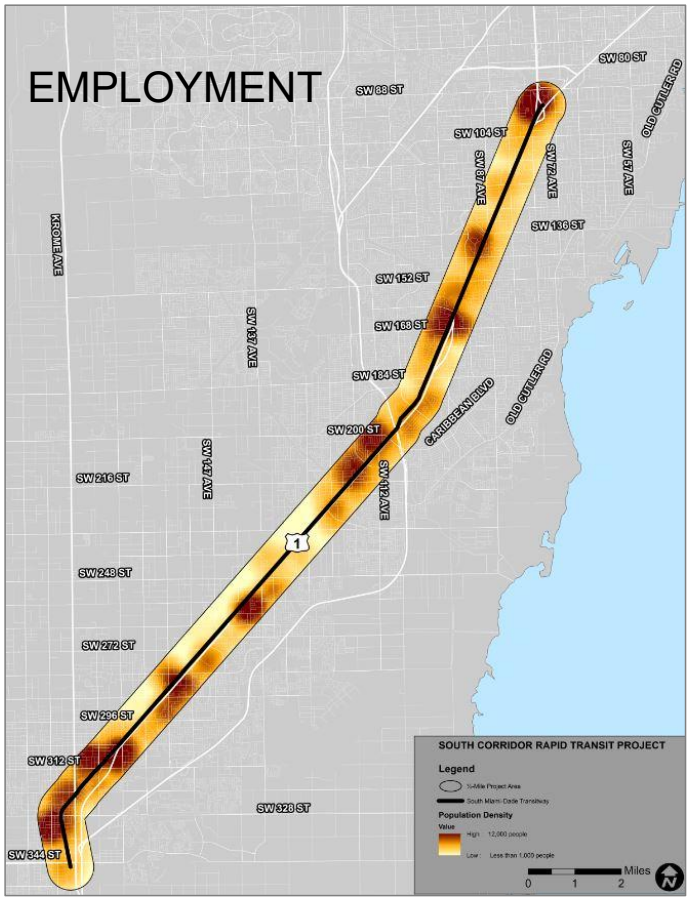


SOUTH CORRIDOR www.miamismartplan.com #MiamiSMARTPlan

# SW 184 St Station: Analysis

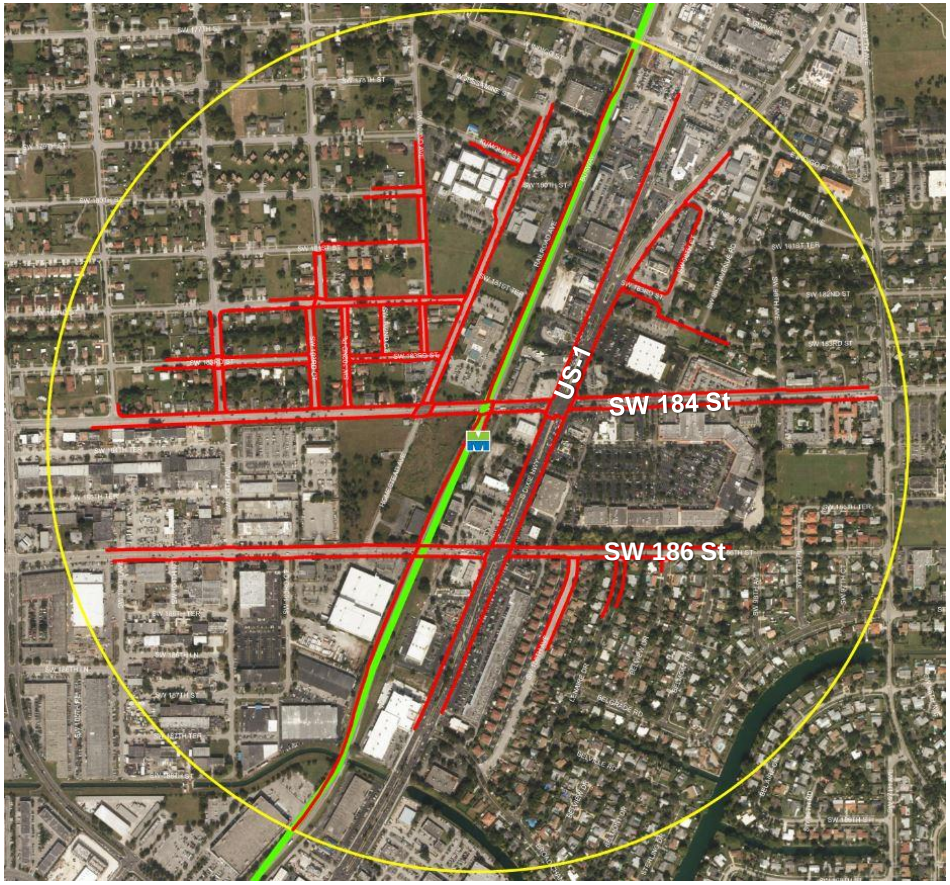


**SOUTH CORRIDOR RAPID TRANSIT PROJECT**

**Legend**

- ½-Mile Study Area
- SW 184th Street Transitway Station
- ½-Mile Walking Shed (10-min. walk)
- South Miami-Dade Transitway

Feet
0 500 1,000

SOUTH CORRIDOR www.miamismartplan.com #MiamiSMARTPlan

# SW 184 St Station: Land Use Map

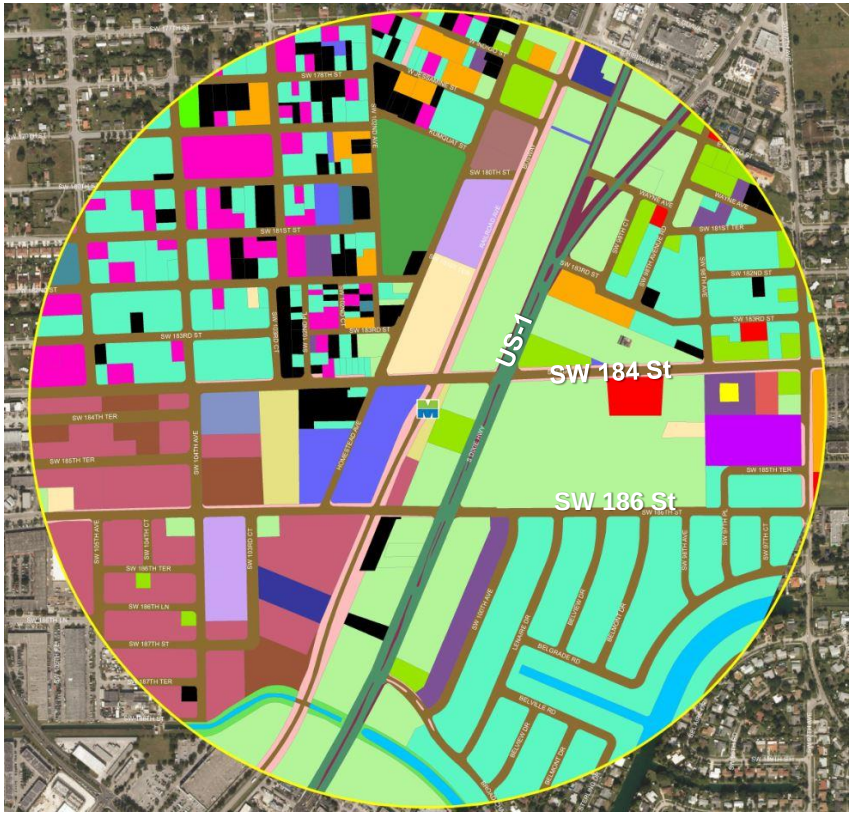


SOUTH CORRIDOR RAPID TRANSIT PROJECT

Legend

½-Mile Study Area

SW 184th Street Transitway Station

Canal right-of-way.
Colleges and Universities, Including Research Centers, Public and Private.
County Operated Parks.
Electric Power (Generator and Substation, and Service Yards).
Governmental/Public Administration (Other than Military or Penal).
Highways and Expressways right-of-way and associated open and landscaped areas excluding paved expressways and ramps.
Hospitals, Nursing Homes and Adult Congregate Living Quarters.
Houses of Worship and Religious.
Industrial Intensive, heavy-light manufacturing, and warehousing-storage type of use.
Industrial intensive, Commercial Condominium type of use.
Multi-Family, Low-Density (Under 25 DU/Gross Acre).
Municipal Operated Parks.
Office Building.
Parking - Public and Private Garages and Lots.

Paved Highways, Expressways and Ramps.
Private Drives.
Private Recreational Facilities Associated with private Residential Developments, except marinas/yacht basins, includes landscape and open spaces associated to residential, commercial and office developments.
Private Schools, Including Playgrounds (K-12, Vocational Ed., Day Care and Child Nurseries).
Public Schools, Including Playgrounds (K-12, Vocational Ed., Day Care and Child Nurseries).
Residential predominantly (condominium/ rental apartments with lower floors Office and/or Retail. High density > 15 dwelling units per ac, multi-story buildings (Generally more than 5 stories).
Rivers and Canals.(Water)
Road Maintenance and Storage Yards, and Motor Pools.
Sales and Services (Wholesale facilities, Spot commercial, strip commercial, neighborhood shopping centers/plazas). Excludes office facilities.
Single-Family, High Density (Over 5 DU/Gross Acre, other than Townhouses, Duplexes and Mobile Homes).
Single-Family, Low-Density (Under 2 DU/Gross Acre).
Single-Family, Med.-Density (2-5 DU/Gross Acre).
Social Services, Fraternal, Charitable (Shrines, Elks, Moose, Lions Club).
Street right-of-way and entrance features both public and private, and utility easements.
Streets and Roads, except Expressways and Private Drives.
Two-Family (Duplexes).
Vacant Government owned or controlled.
Vacant, Non-Protected, Privately-Owned.

# Thornton Place, Seattle















**Left**: The creek/greenbelt serves as a park and water treatment facility, purifying water as it passes through.
**Right**: Site was laid out to create a compact development, making it easy for residents to walk throughout with minimal road crossings
*Source: Thortonplaceliving.com*

# Pearl District, Portland



MIAMI-DADE COUNTY












**Left**: Jamison Square park provides a family friendly environment, the focal point of the park is a fountain which simulates a shallow tidal pool.

**Right**: The walkable Pearl District provides a great setting creating a top shopping destination.

*Source: portlandoregon.gov/parks, travelportland.com*

# North Hollywood Station, LA





MIAMI-DADE COUNTY











SOUTH CORRIDOR www.miamismartplan.com #MiamiSMARTPlan

# Dadeland South, Miami





MIAMI-DADE COUNTY







SOUTH CORRIDOR www.miamismartplan.com #MiamiSMARTPlan

# Advantages of Density?




SOUTH CORRIDOR www.miamismartplan.com #MiamiSMARTPlan

# Land Use Types Along the Corridor?









**1-2 story mostly residential with nearby retail**

**3-4 story with more retail and commercial**

**6-8 story with integrated mixed uses**

**Dadeland South-like towers 20 + stories.**

MIAMI-DADE COUNTY

**Department of Transportation and Public Works (DTPW)**

# *STATION #5: TRANSIT MODES COMPARISON*

**5**

October 23-25, 2017

SOUTH CORRIDOR www.miamismartplan.com #MiamiSMARTPlan

# Transit Modes Comparison

MIAMI-DADE COUNTY









| Alternative | 1 | 2 | 3 | | 4 |
|---|---|---|---|---|---|
| **Name** | Rapid Transit Service (RTS) | Light Rail Transit (LRT) | Heavy Rail Transit (HRT / Metrorail) (At Grade or Elevated) | | Connected Autonomous Vehicles (CAV) |
| **Service Frequency** | 5 - 10 Minute Peak / 15 Minute Off-Peak | 10 Minute Peak / 15 Minute Off-Peak | 9 Minute Peak / 12-15 Minute Off-Peak | | On Demand |
| **Line Length (Miles)** | 20 | 20 | 20 – 40 | 20 - 40 | 20 |
| **Speed Range (MPH)** | 20 - 45 | 30 - 45 | 30 – 45 | 50-70 | 30 - 65 |
| **Right-of-Way** | Semi-Exclusive | Semi-Exclusive | Semi-Exclusive | Fully Exclusive | Shared Lanes |
| **Stop Spacing (Miles)** | 0.5 - 2 | 0.5 - 2 | 1 - 2 | 1 – 2 | On Demand with Express Service |
| **Guideway Infrastructure** | Dedicated Lanes | Rail In or Off Street, Overhead Power Line | At-Grade with Overhead Power Line | Elevated Throughout with Third Rail | Smart Roadway and Infrastructure |
| **Other Infrastructure** | Stations, Level Boarding, Durable Roadway Paving | Stations, Power Generation and Conveyance | Stations, Power | Elevated Stations | High Number of Vehicles, ITS, Boarding Zones |
| **Preliminary Total Capital Cost (Millions)** | $ 200 - $ 250 | $ 500 - $ 900 | $ 700 - $ 1,200 | $2,000 - $3,000 | $ 500 - $ 2,000 |
| **Operating Cost (per Revenue Hour)** | $100-150 | $180-230 | $230-270 | $230-$270 | Variable |
| **Passenger Capacity (per train)** | 100 - 300 | 250 - 300 | 450 - 600 | 450 -600 | Variable |

Department of Transportation and Public Works (DTPW)

# *STATION #6: STATION AREA COMPARISON*

**6**

October 23-25, 2017

SOUTH CORRIDOR www.miamismartplan.com #MiamiSMARTPlan

# Features Common to all Alternatives

- Bicycle and pedestrian shared path to remain
- Emergency vehicle access to remain
- Center platforms for all transit alternatives
- Improved lighting at stations
- Improved transit station amenities
- Improved intersections with safety elements

# Rapid Transit Service Alternative



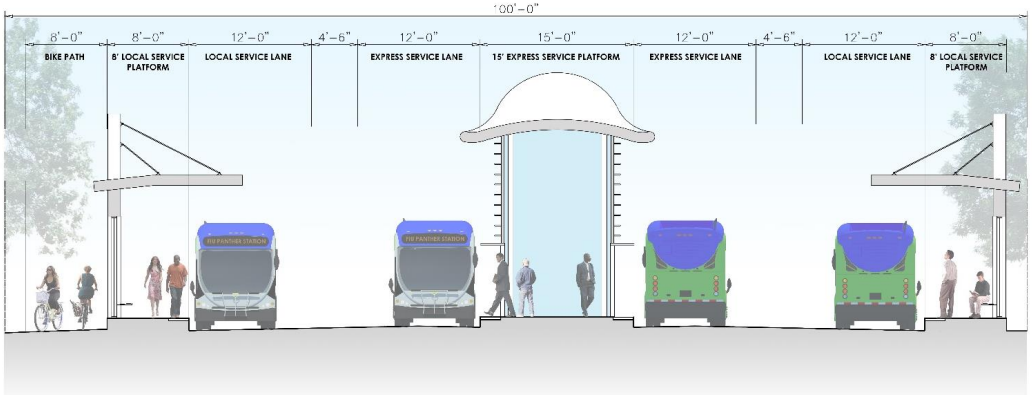


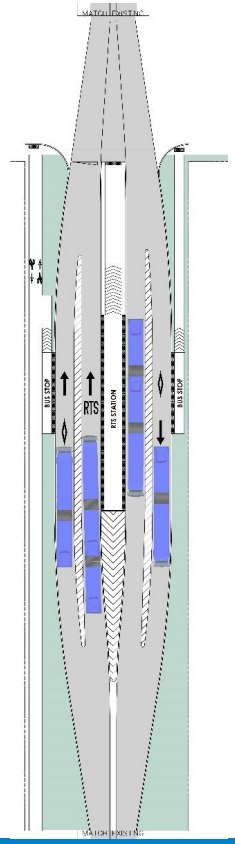


**Center Platform Height:** 12 inches
**Center Platform Width:** 15 feet
**Center Platform Length:** 120 to 150 feet
**Configuration:** Center platform with bypass lanes end loaded from north
**Special needs:** Storage and Light Maintenance Facility (at Homestead Air Force Base)

SOUTH CORRIDOR www.miamismartplan.com #MiamiSMARTPlan

# Metrorail Alternative



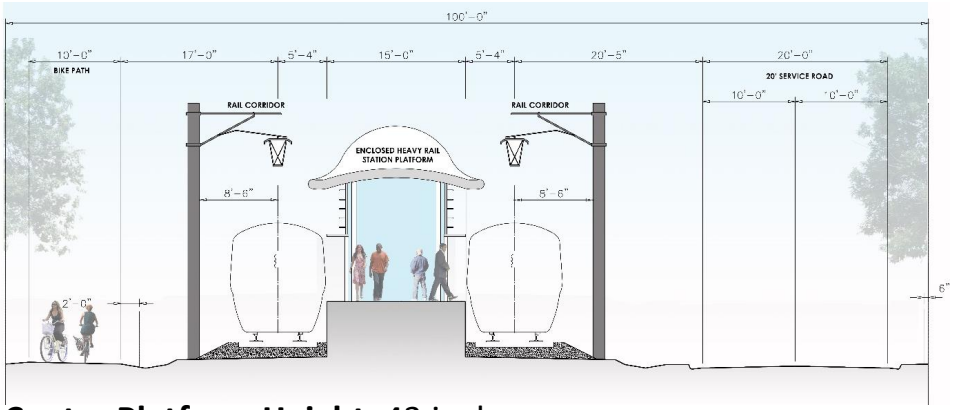


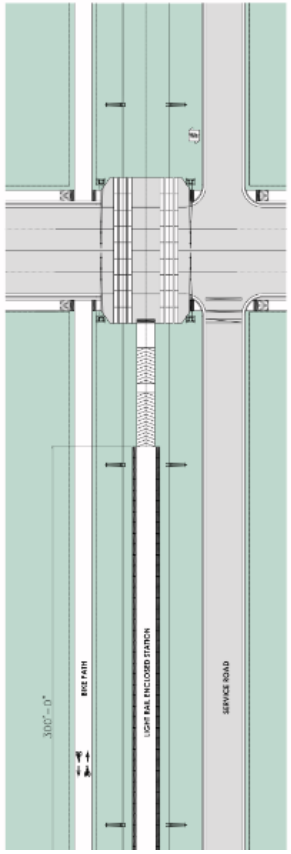


**Center Platform Height:** 43 inches
**Center Platform Width:** 15 feet
**Center Platform Length:** 330 to 456 feet
**Configuration:** Center platform end loaded from north side
**Special needs:** None, interlines with existing Metrorail at Dadeland South, a spur track will be needed between the mainline and the Storage and Maintenance Facility

# Light Rail Alternative



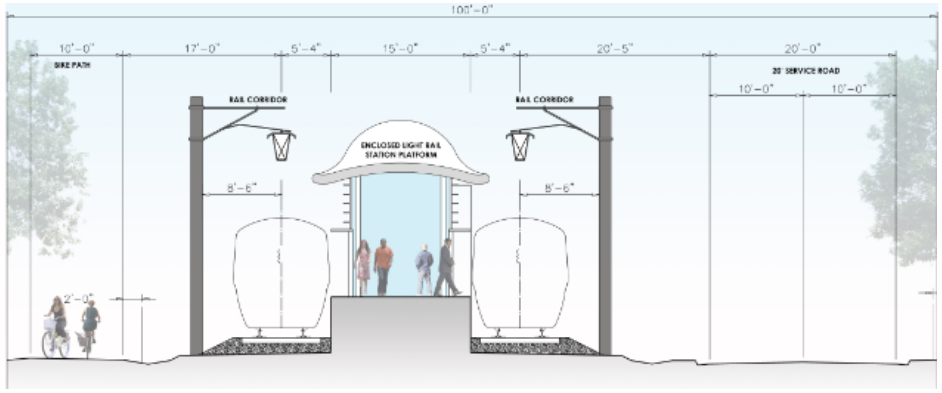


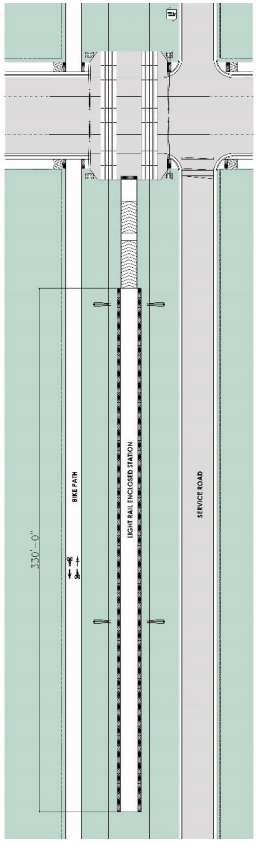


**Center Platform Height:** 14 inches
**Center Platform Width:** 15 feet
**Center Platform Length:** 200 to 250 feet in each direction north and south
**Configuration:** Center platform end loaded from north side
**Special needs:** Storage and Maintenance Facility at Homestead Air Force Base (~ 12 acres)

# Connected Autonomous Vehicle Alternative

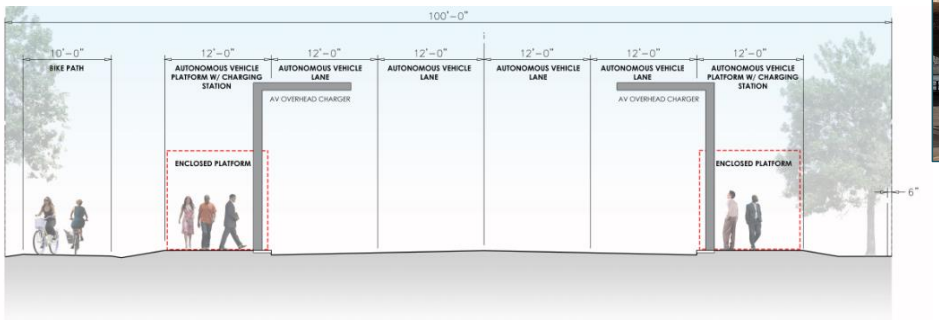




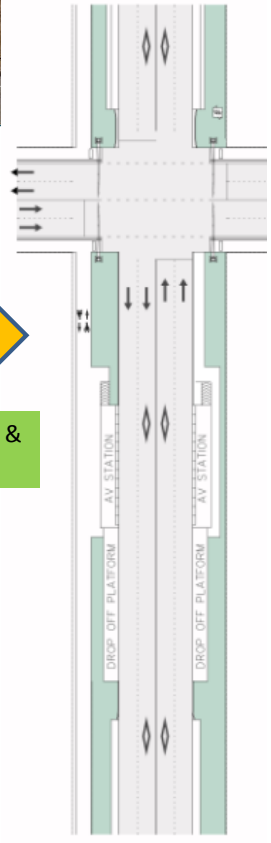


**Platforms:** Retain existing transit stations/layout
**Travel Lanes:** Expand to four continuous lanes
**CAV facilities:** Designate pick up/drop off areas in park-and-ride lots
**Storage:** Provide 5 to 10 stalls for CAV parking/recharging

# Rapid Transit Service Alternative



https://youtu.be/QQZkrobhQhk

# Enclosed Station Platform (104th Street)







SOUTH CORRIDOR www.miamismartplan.com #MiamiSMARTPlan

# Potential Grade Separation (136th St to 132nd St)

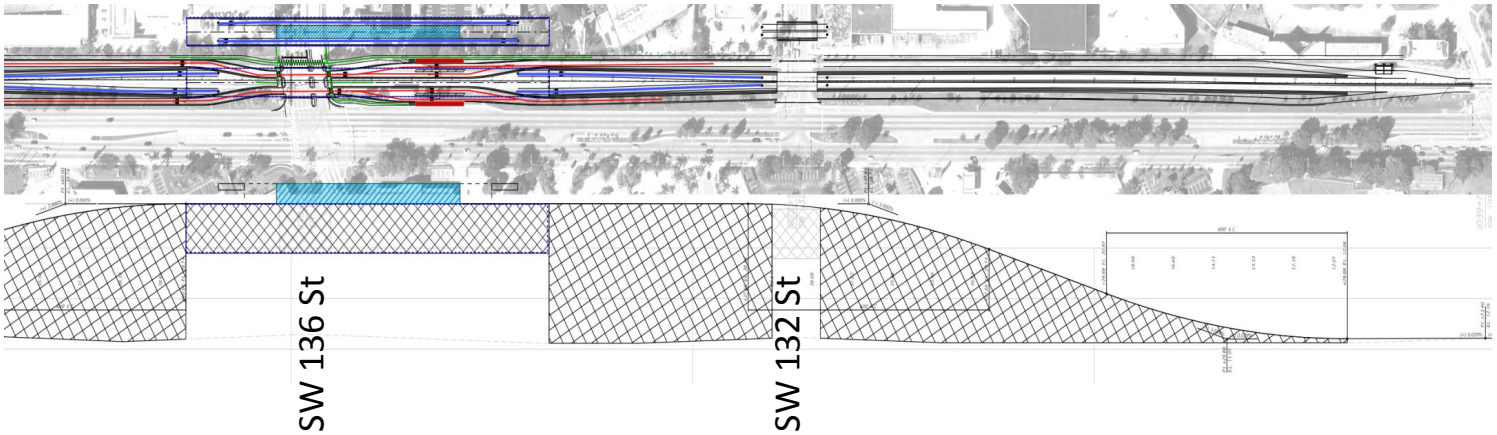


Length of structure: Approx. 3,000 feet
Height of structure: 20 – 25 feet
Elevated Station
Width of Structure:
- Center Platform Station: 54 feet
- Touch Down Location: 35 feet

MIAMI-DADE COUNTY

# Department of Transportation and Public Works (DTPW)

## *STATION #7: FUNDING OVERVIEW*

**7**

October 23-25, 2017

SOUTH CORRIDOR www.miamismartplan.com #MiamiSMARTPlan

# Capital Improvement Grant (CIG) Process




- Complete environmental review process including developing and reviewing alternatives, selecting locally preferred alternative (LPA), and adopting it into the fiscally constrained long range transportation plan

- Gain commitments of all non-New Starts funding
- Complete sufficient engineering and design

## Small Starts Process




- Complete environmental review process including developing and reviewing alternatives, selecting locally preferred alternative (LPA), and adopting it into fiscally constrained long range transportation plan
- Gain commitments of all non-Small Starts funding
- Complete sufficient engineering and design

- Construction

**Legend**

= FTA approval

= FTA evaluation, rating, and approval

SOUTH CORRIDOR www.miamismartplan.com #MiamiSMARTPlan

# New and Small Starts Project Evaluation and Rating

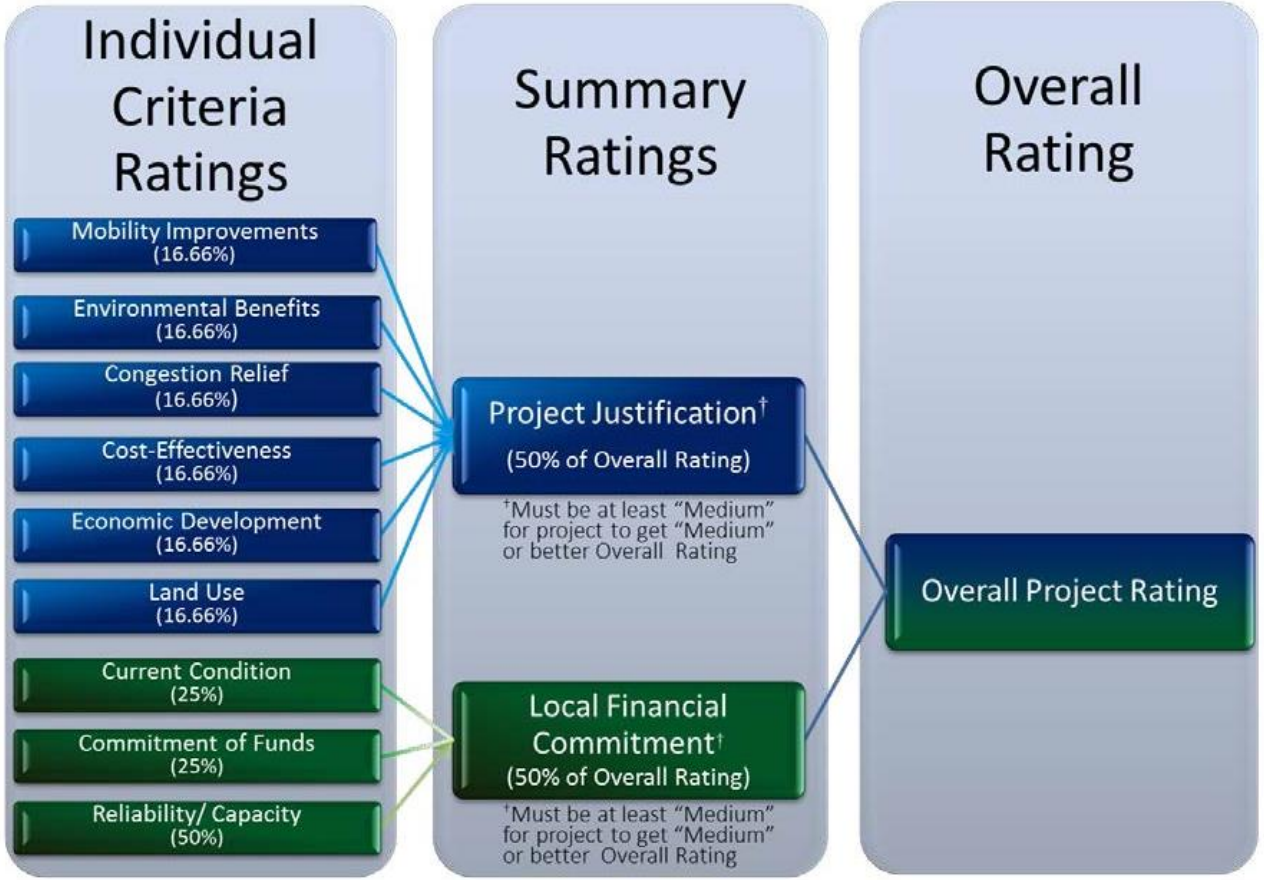

# Funding Source Question

**Would you support a referendum for an additional 1/2 cent sales tax for improved/expanded transit services?**

YES

NO

# Corridor Workshop #1:

# Sign- In Sheets

# Department of Transportation and Public Works (DTPW)
## South Corridor Workshops
## Elected Officials Sign-In Sheet

**PROJECT**

South Corridor Rapid Transit Project
South Dade Transitway from SW 344th Street
to the Dadeland South Metrorail Station

**VENUE**

The Falls Mall,Center Court
8888 SW 136th Street
Miami, FL 33176

**DATE AND TIME**

6:00 p.m. to 8:00 p.m.
Monday, October 23, 2017

| Name | Representing (Name of business or group) | Address | Phone Number | E-mail address |
|---|---|---|---|---|
| KEITH KUCHNIR | SELF | 11805 SW 82 RD | 305 401 6232 | INFO @ KUCHNIR.COM. |
| Lindsey Bornstein | congressman Curbelo | 12851 SW 42nd St | 305-222-0100 | hayld.kure@mail.house.gov |
| Carmen Morris | Comm. Xavier L. Suarez | 3750 S. Dixie Hwy | 305-694-3550 | Carmen.Morris@miamidade.GOV |
| Commissioner Levine Cava | | | | |
| | | | | |
| | | | | |
| | | | | |
| | | | | |
| | | | | |
| | | | | |

PAG

# Department of Transportation and Public Works (DTPW)
## South Corridor Workshops
## Sign-In Sheet

**PROJECT**

South Corridor Rapid Transit Project
South Dade Transitway from SW 344th Street
to the Dadeland South Metrorail Station

**VENUE**

The Falls Mall,Center Court
8888 SW 136th Street
Miami, FL 33176

**DATE AND TIME**

6:00 p.m. to 8:00 p.m.
Monday, October 23, 2017

| Name | Representing (Name of business or group) | Address | Phone Number | E-mail address |
|---|---|---|---|---|
| VICTOR ROBLES | PUBLIC | 9401 S.W. 181 TERRACE | 305 335-1358 | VICTORROBLES579@GMAIL.COM |
| Bassem Chemaissem | PUBLIC | 10840 SW 123 ST | 305 495-6659 | QAAUDITOR2000@YAHOO.COM |
| JAMES McDonald | Public | | | |
| DON M. WATERS | Public | 14610 S.W. 69th AVE | 305 801-9471 | DON-WATERS@FRENCHTEX.COM |
| Julia Cespedes | Public | 15230 SW 77 AVE | 3053788003 | thejcespedes@gmail.com (facebook) |
| Jean McCracken | Commissioner Levine Cava | 10710 SW 211 St #103 | 305-562-1301 | mccrac@miami-dade.gov |
| Jane Haguel | Public | 8250 SW 115 St | 305 815 6323 | Jane@HaguelLaw.com |
| ALEX BONNER | PUBLIC | 7900 SW 175 ST | ——— | DRABONNER@GMAIL.COM |
| DAN YGLESIAS | PUBLIC | — | — | dyglesias@hotmail.com |
| WILLIAM | GUEBRE | 12440 SW 84th AV. Rd | 3/278-2484 | |

MIAMI-DADE COUNTY

# Department of Transportation and Public Works (DTPW)
## South Corridor Workshops
### Sign-In Sheet

**PROJECT**

South Corridor Rapid Transit Project
South Dade Transitway from SW 344th Street
to the Dadeland South Metrorail Station

**VENUE**

The Falls Mall,Center Court
8888 SW 136th Street
Miami, FL 33176

**DATE AND TIME**

6:00 p.m. to 8:00 p.m.
Monday, October 23, 2017

| Name | Representing (Name of business or group) | Address | Phone Number | E-mail address |
|---|---|---|---|---|
| MAURICE RAWLINS | PUBLIC | P.O. BOX 972503 MIAMI, FL 33197 | 786-765-8029 | |
| Lauro Bhatti | public | 17707 SW 13 st | 786 376-5129 | |
| Anthony F. Stidham Jr | Public | 14001 Jefferson st | 786-250-9350 | anthony2stid@gmail.com |
| Keith Dukes | Public | 20111 SW 123 Dr | (786) 478-8725 | |
| Anthony Dunn | Public | 20430 SW 115 RD | (786) 447-3670 | |
| Pepe Perdomo | Public | PO Box 442722 MIAMI 33144 | 305-342-5813 | pepeperdomo@bellsouth.net. |
| Richard Wolfe | public | 8001 SW 112 st Miami FL 33156 | 305-661-2222 | rickonkillian@yahoo.com |
| JEREMY Dziedzic | PUBLIC | 9716 SW 92nd TERRACE | | Jmdeezic@Gmail.com |
| Gary Miller | Public | 13305 SW 106TH Ave Miami FL 33176 | 305-607-2705 | grmillor08@live.com |
| Kim Robles | Public | 9401 SW 181 Ter. | | Kkavazan@gmail.com |

MIAMI-DADE COUNTY

# Department of Transportation and Public Works (DTPW)
## South Corridor Workshops
### Sign-In Sheet

**PROJECT**

South Corridor Rapid Transit Project
South Dade Transitway from SW 344th Street
to the Dadeland South Metrorail Station

**VENUE**

The Falls Mall,Center Court
8888 SW 136th Street
Miami, FL 33176

**DATE AND TIME**

6:00 p.m. to 8:00 p.m.
Monday, October 23, 2017

| Name | Representing (Name of business or group) | Address | Phone Number | E-mail address |
|---|---|---|---|---|
| Thomas Shaffer | | 12102 SW 108 CT Miami FL 33176 | 305233-4334 | Shaffer8794@MSN.COM |
| Barbara Shaffer | | 12102 SW 108 CT, Miami, FL 33176 | 305 773-9156 | barbarashaffer23@MSN.COM |
| Morris Morales | | 1940 SW 127 AVE | 305-553-4303 | |
| Juan M Gonzalez | | 8391 NW 7th St Apto 9 | 786 602 7066 | jmanuel9523@yahoo.com |
| SUE Loyzelle | Town of Cutler Bay | 10720 Caribbean Blvd C. Bay 33189 | 305.338.6318 | sloyzelle@cutlerbay-Fl.gov |
| STEVEN HAGUEL | | 8250 SW 115 ST | 305-815-6323 | STEVEN@HAGUELLAW.COM |
| CESAR LASTRA | | 8267 SW 128 St #101 | 305 3314327 | ptgtranslations@gmail.com |
| Bruce Hardaway | Cutler Bay | 21415 SW 89th Path | 305/608 7738 | b.h.wayne@gmail.com. "Park + Rid flyer on Car |
| Karyn Cunningham | Palmetto Bay | 13985 SW 72 Ct 33158 | 305 799 0695 | Kcunningham@palmettobay-fl. |
| Scott Manas | Public | 13000 SW 92 Ave 33176 | 3-200-7925 | smanas@aol.com "walkinby" gov |

# Department of Transportation and Public Works (DTPW)
# South Corridor Workshops
## Sign-In Sheet

**PROJECT**

South Corridor Rapid Transit Project
South Dade Transitway from SW 344th Street
to the Dadeland South Metrorail Station

**VENUE**

The Falls Mall,Center Court
8888 SW 136th Street
Miami, FL 33176

**DATE AND TIME**

6:00 p.m. to 8:00 p.m.
Monday, October 23, 2017

| Name | Representing (Name of business or group) | Address | Phone Number | E-mail address |
|---|---|---|---|---|
| Diana Murial | public | 12837 SW 135st Miami 33186 | 7/250 8331 | pilisdrona@yahoo.com "Walking by |
| ED LAMB | PUBLIC | 13441 SW 100 CT MIAMI FLA. 33176 | 305 251 5675 | EDELAMB@HOTMAIL.COM "NEWSPAPER" |
| JOSE GARRIDO | " | 8451 SW 125T MIAMI, FL 33144 | ~~305~~-786 3993374 | info@onegarridoconsulting.com |
| DENISE LORD | " | 10127 SW 77 Ct | (407) 361-1246 | DENISELORD2002@YAHOO COM "MAIL" |
| SUFINK | " | 8345 SW 119 St | | |
| D. Bouchetob | public | 8335 SW 72nd Ave. | 305-661-7945. | |
| Marcel H | Public | 13540 SW 59 Ln | 305-321-6132 | mhala003@fiu.edu "WALKING by" |
| Nichole Hefty | public/county | 8700 SW 155 Terr. | 305-375-5593 | nichole.hefty@miamidade.gov |
| Quinton Parrish | Public/CAC Board | 14248 SW 291st street | 786-346-2699 | QJPparrish@yahoo.com "CAC" |

MIAMI-DADE COUNTY

# Department of Transportation and Public Works (DTPW)
## South Corridor Workshops
### Sign-In Sheet

**PROJECT**

South Corridor Rapid Transit Project
South Dade Transitway from SW 344th Street
to the Dadeland South Metrorail Station

**VENUE**

The Falls Mall,Center Court
8888 SW 136th Street
Miami, FL 33176

**DATE AND TIME**

6:00 p.m. to 8:00 p.m.
Monday, October 23, 2017

| Name | Representing (Name of business or group) | Address | Phone Number | E-mail address |
|---|---|---|---|---|
| Daniel Washington | | 1507 SW 127 ct | (305) 778 2539 | cmorris(G)BellSouth.Net |
| Kathie Farrier | | 17220 SW 85 Ave. | (305) 251-6607 | kfarrier@juno.com |
| Richard Glass | Self | 11410 N. Kendall Dr. Suite 203 Miami FL 33176 | 305 270 8880 | richardglass@glassandreg.com |
| Lidia Sabeti | " | 13931 SW 136 PL. | 305-322-4206 | |
| Yasamin Sabeti | self | same ↑ | (305) 431-6743 | yasaminsabeti@yahoo.com |
| | | | | |
| | | | | |
| | | | | |
| | | | | |
| | | | | |

# Department of Transportation and Public Works (DTPW)
## South Corridor Workshops
### Sign-In Sheet

**PROJECT**

South Corridor Rapid Transit Project
South Dade Transitway from SW 344th Street
to the Dadeland South Metrorail Station

**VENUE**

The Falls Mall,Center Court
8888 SW 136th Street
Miami, FL 33176

**DATE AND TIME**

6:00 p.m. to 8:00 p.m.
Monday, October 23, 2017

| Name | Representing (Name of business or group) | Address | Phone Number | E-mail address |
|---|---|---|---|---|
| Diane Levine | My Family | 9730 Bahama Dr. | 305-527-5668 | diane.levine@gmail.com |
| Marshall Ives | FAMILY | 9215 SW 144ST | 305-233-7721 | JOMMARSH33@GMAIL.COM |
| Lillian Quiloz | " | 9444 SW 185 St. | | Lillian.Quiloz@gmail.com |
| | | | | |
| | | | | |
| | | | | |
| | | | | |
| | | | | |
| | | | | |
| | | | | |

# Department of Transportation and Public Works (DTPW)
# South Corridor Workshops
## Sign-In Sheet

**PROJECT**

South Corridor Rapid Transit Project
South Dade Transitway from SW 344th Street
to the Dadeland South Metrorail Station

**VENUE**

The Falls Mall,Center Court
8888 SW 136th Street
Miami, FL 33176

**DATE AND TIME**

6:00 p.m. to 8:00 p.m.
Monday, October 23, 2017

| Name | Representing (Name of business or group) | Address | Phone Number | E-mail address |
|---|---|---|---|---|
| Lucy Gomez | | 14700 SW 98 AVE | | Silucy60@Hotmail.com |
| Silvia Gomez | | 14700 SW 98 AVE | | Silvia19@Hotmail.com |
| | | | | |
| | | | | |
| | | | | |
| | | | | |
| | | | | |
| | | | | |
| | | | | |
| | | | | |

MIAMI-DADE COUNTY

# Department of Transportation and Public Works (DTPW)
## South Corridor Workshops
### Staff Sign-In Sheet

**PROJECT**

South Corridor Rapid Transit Project
South Dade Transitway from SW 344th Street
to the Dadeland South Metrorail Station

**VENUE**

The Falls Mall,Center Court
8888 SW 136th Street
Miami, FL 33176

**DATE AND TIME**

6:00 p.m. to 8:00 p.m.
Monday, October 23, 2017

| Name | Representing (Name of business or group) | Address | Phone Number | E-mail address |
|---|---|---|---|---|
| Natacha Placide | Creativision MEDIA | 633 NE 167 street, miami | 305-944-7564 | nplacide@creativisionmedia.com |
| Charesse Chester | Creativision MEDIA | 633 NE 167 street, miami | 305-944-7564 | cchester@creativisionmedia.com |
| Milla Eugene | Creativision MEDIA | 633 NE 167 street, miami | 305-944-7564 | Meugene@creativisionmedia.com |
| Sonia Flowers | Creativision MEDIA | 633 NE 167 St. Miami | 305-300-0127 | soniaflowers@yahoo.com. |
| LAURA CHERNEY | AECOM | | 305 5142426 | LAURA.CHERNEY@AECOM.COM |
| Jie Bian | DTPW | 701 NW 1st Ct Miami FL | 786-469-5245 | jiebian@miamidade.gov |
| Jeannine Gaslonde | MDTPO | | 305-3751739 | Jeannine.Gaslonde@mdtpo.org. |
| Charesse Chester | CM | 6 | | |
| Regina Serrano | MDTPO | | 305 375 1522 | Regina.Serrano@mdtpo.org |
| PETER ENGLAND | PB PARTNERSHIP | 7620 SW 171 ST. PALMETTO BAY, 33157 | 3/965-2746 | PETERAENGLAND@GMAIL.COM |

# Department of Transportation and Public Works (DTPW)
## South Corridor Workshops
### Staff Sign-In Sheet

**PROJECT**

South Corridor Rapid Transit Project
South Dade Transitway from SW 344th Street
to the Dadeland South Metrorail Station

**VENUE**

The Falls Mall,Center Court
8888 SW 136th Street
Miami, FL 33176

**DATE AND TIME**

6:00 p.m. to 8:00 p.m.
Monday, October 23, 2017

| Name | Representing (Name of business or group) | Address | Phone Number | E-mail address |
|---|---|---|---|---|
| Karla Damian | DTPW | | 786-469-5430 | Kdamian@miamidade.gov |
| Julio Boude | AECOM | | 305-267-7466 | JULIO.BOUDE@AECOM.COM |
| SUZANNE BONNER | PALMETTO BAY | | | |
| Hal Feldman | Palmetto Bay | | | |
| MONICA CEJAS | DTPW | | 786-469-5290 | MONICA.CEJAS@MIAMIDADE.GOV |
| Martha Davis-Lockamy | AECOM | | 786-546-1274 | mdavismcl@gmail.com |
| | | | | |
| | | | | |
| | | | | |
| | | | | |

# Corridor Workshop #1:

# Comment Cards

## South Corridor Rapid Transit Project/*Proyecto del Corredor del sur de Tránsito Rápido*
## Corridor Workshops/*Talleres de Corredores*
## COMMENT CARD/*HOJA DE COMENTARIOS*

**Which workshop are you attending?/*¿A cuál taller está asistiendo usted?***

☑ **The Falls - Monday, October 23, 2017**
***lunes 23 de octubre de 2017***

☐ **Southland Mall - Wednesday, October 25, 2017**
***miércoles 25 de octubre de 2017***

I think that adding extra trains to different cities around dade county and between homestead and Florida city

MIAMI-DADE COUNTY
TPO Miami-Dade Transportation Planning Organization
FDOT

**Name/**
***Nombre:*** Keith Dikes

**Address/**
***Dirección:***

**Email/**
***Correo Electrónico:***

**Phone/**
***Teléfono:***

#MiamiSMARTplan

www.miamismartplan.com


## South Corridor Rapid Transit Project/*Proyecto del Corredor del sur de Tránsito Rápido*
## Corridor Workshops/*Talleres de Corredores*
## COMMENT CARD/*HOJA DE COMENTARIOS*

**Which workshop are you attending?/*¿A cuál taller está asistiendo usted?***

☑ **The Falls - Monday, October 23, 2017**
***lunes 23 de octubre de 2017***

☐ **Southland Mall - Wednesday, October 25, 2017**
***miércoles 25 de octubre de 2017***


I am extremely concerned about land use changes & zoning changes to acquire property in order to build Multi-Unit residences along the corridor. I am against the "land use types" that have any commerical or retail because that involves Garbage trucks, commercial delivery trucks, noise, trash, etc.


MIAMI-DADE COUNTY
TPO Miami-Dade Transportation Planning Organization
FDOT


**Name/**
***Nombre:*** Jane Hague

**Address/**
***Dirección:*** 8250 SW 115 St

**Email/**
***Correo Electrónico:*** ~~jhague@~~ Jane@HagueLaw.com

**Phone/**
***Teléfono:***


#MiamiSMARTplan

www.miamismartplan.com

## South Corridor Rapid Transit Project/*Proyecto del Corredor del sur de Tránsito Rápido*
## Corridor Workshops/*Talleres de Corredores*
## COMMENT CARD/*HOJA DE COMENTARIOS*

**Which workshop are you attending?/*¿A cuál taller está asistiendo usted?***

☑ **The Falls - Monday, October 23, 2017**
***lunes 23 de octubre de 2017***

☐ **Southland Mall - Wednesday, October 25, 2017**
***miércoles 25 de octubre de 2017***

MIAMI-DADE COUNTY

TPO Miami-Dade Transportation Planning Organization

FDOT

**Name/**
***Nombre:*** Julia Cespedes

**Address/**
***Dirección:*** 15230 SW 77 AVE MIA FL 33157

**Email/**
***Correo Electrónico:*** thejcespedes@gmail.com

**Phone/**
***Teléfono:*** 305 3780993

#MiamiSMARTplan

www.miamismartplan.com


## South Corridor Rapid Transit Project/*Proyecto del Corredor del sur de Tránsito Rápido*
## Corridor Workshops/*Talleres de Corredores*
## COMMENT CARD/*HOJA DE COMENTARIOS*

**Which workshop are you attending?/*¿A cuál taller está asistiendo usted?***


☒ **The Falls - Monday, October 23, 2017**
***lunes 23 de octubre de 2017***

☐ **Southland Mall - Wednesday, October 25, 2017**
***miércoles 25 de octubre de 2017***

Thanks for the info session. Very helpful


MIAMI-DADE COUNTY

TPO Miami-Dade Transportation Planning Organization

FDOT


**Name/**
***Nombre:*** Diane Levine

**Address/**
***Dirección:*** 9730 Bahama Dr.

**Email/**
***Correo Electrónico:*** diane.levine@gmail.com

**Phone/**
***Teléfono:*** 305-527-5668


#MiamiSMARTplan

www.miamismartplan.com

## South Corridor Rapid Transit Project/*Proyecto del Corredor del sur de Tránsito Rápido*
## Corridor Workshops/*Talleres de Corredores*
## COMMENT CARD/*HOJA DE COMENTARIOS*

**Which workshop are you attending?/*¿A cuál taller está asistiendo usted?***

☒ **The Falls - Monday, October 23, 2017**
***lunes 23 de octubre de 2017***

☐ **Southland Mall - Wednesday, October 25, 2017**
***miércoles 25 de octubre de 2017***

WHY IS ABOVE GRADE COST NOT BEING CONSIDERED OR DISCUSSED. IE TRANSIT MODE COMPARISON CHART SHOULD INCLUDE ABOVE GRADE. COSTS. A LOT IN COMMUNITY WANT HEAVY RAIL BUT ONLY IF ELEVATED AND NOT AT GRADE. WE SHOULD BE GIVEN THIS AS AN OPTION TO CONSIDER COSTS.

**Name/**
***Nombre:*** DAN YOUSIM

**Address/**
***Dirección:***

**Email/**
***Correo Electrónico:*** dyousim@hotmail.com

**Phone/**
***Teléfono:***

MIAMI-DADE COUNTY
TPO Miami-Dade Transportation Planning Organization
FDOT

#MiamiSMARTplan www.miamismartplan.com


## South Corridor Rapid Transit Project/*Proyecto del Corredor del sur de Tránsito Rápido*
## Corridor Workshops/*Talleres de Corredores*
## COMMENT CARD/*HOJA DE COMENTARIOS*

**Which workshop are you attending?/*¿A cuál taller está asistiendo usted?***

☒ **The Falls - Monday, October 23, 2017**
***lunes 23 de octubre de 2017***

☐ **Southland Mall - Wednesday, October 25, 2017**
***miércoles 25 de octubre de 2017***


NOT all of the choices have been presented. You are limiting us. Decisions apparently have already been made. This is crazy.

**Name/**
***Nombre:*** Rhonda Bersker

**Address/**
***Dirección:*** 9275 SW 185 Terrace

**Email/**
***Correo Electrónico:*** rbroker@bellsouth.net

**Phone/**
***Teléfono:*** N/A


MIAMI-DADE COUNTY
TPO Miami-Dade Transportation Planning Organization
FDOT

#MiamiSMARTplan www.miamismartplan.com

## South Corridor Rapid Transit Project/*Proyecto del Corredor del sur de Tránsito Rápido*
## Corridor Workshops/*Talleres de Corredores*
## COMMENT CARD/*HOJA DE COMENTARIOS*

**Which workshop are you attending?/*¿A cuál taller está asistiendo usted?***

☒ **The Falls - Monday, October 23, 2017**
***lunes 23 de octubre de 2017***

☐ **Southland Mall - Wednesday, October 25, 2017**
***miércoles 25 de octubre de 2017***

ALSO WOULD SUPPORT MUNICIPAL BONDS

MIAMI-DADE COUNTY
TPO Miami-Dade Transportation Planning Organization
FDOT

**Name/**
***Nombre:*** JEREMY DZIEDZIC

**Address/**
***Dirección:*** 9716 SW 92nd TERRACE Miami 33176

**Email/**
***Correo Electrónico:*** Jmdeezic@gmail.com

**Phone/**
***Teléfono:*** 201-739-1422

#MiamiSMARTplan www.miamismartplan.com


## South Corridor Rapid Transit Project/*Proyecto del Corredor del sur de Tránsito Rápido*
## Corridor Workshops/*Talleres de Corredores*
## COMMENT CARD/*HOJA DE COMENTARIOS*

**Which workshop are you attending?/*¿A cuál taller está asistiendo usted?***

☒ **The Falls - Monday, October 23, 2017**
***lunes 23 de octubre de 2017***

☐ **Southland Mall - Wednesday, October 25, 2017**
***miércoles 25 de octubre de 2017***


Maintenance - Continuous vigilance of Maintenance
Constant monitoring is a key factor in maintaining
the quality of what is being offered to the public
including transit service; shelter is inadequate;
wet the passengers

MIAMI-DADE COUNTY
TPO Miami-Dade Transportation Planning Organization
FDOT

**Name/**
***Nombre:*** MAURICE RAWLINS

**Address/**
***Dirección:*** P.O. BOX 972503
MIAMI, FL 33197

**Email/**
***Correo Electrónico:***

**Phone/**
***Teléfono:*** 786-765-5029


#MiamiSMARTplan www.miamismartplan.com


@ South Dade Regional Library

## South Corridor Rapid Transit Project/*Proyecto del Corredor del sur de Tránsito Rápido*
## Corridor Workshops/*Talleres de Corredores*
## COMMENT CARD/*HOJA DE COMENTARIOS*

**Which workshop are you attending?/*¿A cuál taller está asistiendo usted?***

☒ **The Falls - Monday, October 23, 2017**
***lunes 23 de octubre de 2017***

☐ **Southland Mall - Wednesday, October 25, 2017**
***miércoles 25 de octubre de 2017***

Go METRORAIL ALL THE WAY

MIAMI-DADE COUNTY
TPO Miami-Dade Transportation Planning Organization
FDOT

**Name/**
***Nombre:*** Bassem Chemaissem

**Address/**
***Dirección:*** 10840 SW 123 ST

**Email/**
***Correo Electrónico:*** QAAUDITOR2000@YAHOO.com

**Phone/**
***Teléfono:*** 305-495-6459

#MiamiSMARTplan

www.miamismartplan.com


## South Corridor Rapid Transit Project/*Proyecto del Corredor del sur de Tránsito Rápido*
## Corridor Workshops/*Talleres de Corredores*
## COMMENT CARD/*HOJA DE COMENTARIOS*

**Which workshop are you attending?/*¿A cuál taller está asistiendo usted?***


☑ **The Falls - Monday, October 23, 2017**
***lunes 23 de octubre de 2017***

☐ **Southland Mall - Wednesday, October 25, 2017**
***miércoles 25 de octubre de 2017***

I say let's do the metrorail.


MIAMI-DADE COUNTY
TPO Miami-Dade Transportation Planning Organization
FDOT


**Name/**
***Nombre:*** Anthony2stid@gmail.com

**Address/**
***Dirección:*** 6001 Jefferson St Miami FL 33176

**Email/**
***Correo Electrónico:*** anthony2stid@gmail.com

**Phone/**
***Teléfono:*** 7866259550


#MiamiSMARTplan

www.miamismartplan.com

## South Corridor Rapid Transit Project/*Proyecto del Corredor del sur de Tránsito Rápido*
## Corridor Workshops/*Talleres de Corredores*
## COMMENT CARD/*HOJA DE COMENTARIOS*

**Which workshop are you attending?/*¿A cuál taller está asistiendo usted?***

☑ **The Falls - Monday, October 23, 2017**
***lunes 23 de octubre de 2017***

☐ **Southland Mall - Wednesday, October 25, 2017**
***miércoles 25 de octubre de 2017***

Re-visit the use of the busway for express lane traffic during rush hour. People may be more willing to pay the toll now that the traffic is so bad.

MIAMI-DADE COUNTY
TPO Miami-Dade Transportation Planning Organization
FDOT

**Name/**
***Nombre:*** Kathie Farrier

**Address/**
***Dirección:*** 17220 SW 85 Ave., Palmetto Bay 33157

**Email/**
***Correo Electrónico:*** Kfarrier@juno.com

**Phone/**
***Teléfono:*** (305) 251-6607

#MiamiSMARTplan www.miamismartplan.com

## South Corridor Rapid Transit Project/*Proyecto del Corredor del sur de Tránsito Rápido*
## Corridor Workshops/*Talleres de Corredores*
## COMMENT CARD/*HOJA DE COMENTARIOS*

**Which workshop are you attending?/*¿A cuál taller está asistiendo usted?***

☒ **The Falls - Monday, October 23, 2017**
***lunes 23 de octubre de 2017***

☐ **Southland Mall - Wednesday, October 25, 2017**
***miércoles 25 de octubre de 2017***

Cross traffic sometimes 4 light changes can be as much as 20 min. Will each of these affect that. Not sure there is the space to do Bridges at every intersection. Like the Upzoning to make more walkable. would be nice if do it before Built.

MIAMI-DADE COUNTY
TPO Miami-Dade Transportation Planning Organization
FDOT

**Name/**
***Nombre:*** Richard Wolfe

**Address/**
***Dirección:*** 8001 SW 112 St Miami FL 33156

**Email/**
***Correo Electrónico:*** rickonkillian@yahoo.com

**Phone/**
***Teléfono:*** 305-661-2222

#MiamiSMARTplan www.miamismartplan.com

## South Corridor Rapid Transit Project/*Proyecto del Corredor del sur de Tránsito Rápido*
## Corridor Workshops/*Talleres de Corredores*
## COMMENT CARD/*HOJA DE COMENTARIOS*

**Which workshop are you attending?/*¿A cuál taller está asistiendo usted?***

☑ **The Falls - Monday, October 23, 2017**
***lunes 23 de octubre de 2017***

☐ **Southland Mall - Wednesday, October 25, 2017**
***miércoles 25 de octubre de 2017***

Concerns: For where I live, east/west traffic congestion unless the feeder transit lines are improved I don't know why more people would want to use it b/c it will only be good for people who are traveling on US1

**Name/**
***Nombre:*** SUFINK

**Address/**
***Dirección:*** 8345 SW 119 ST

**Email/**
***Correo Electrónico:*** finksuz@gmail.com

**Phone/**
***Teléfono:***

MIAMI-DADE COUNTY
TPO Miami-Dade Transportation Planning Organization
FDOT

#MiamiSMARTplan

www.miamismartplan.com


## South Corridor Rapid Transit Project/*Proyecto del Corredor del sur de Tránsito Rápido*
## Corridor Workshops/*Talleres de Corredores*
## COMMENT CARD/*HOJA DE COMENTARIOS*

**Which workshop are you attending?/*¿A cuál taller está asistiendo usted?***


☒ **The Falls - Monday, October 23, 2017**
***lunes 23 de octubre de 2017***

☐ **Southland Mall - Wednesday, October 25, 2017**
***miércoles 25 de octubre de 2017***

I OWN THE LARGE 110,000 S/F BUILDING ON THE BUSWAY and S.W. 186th St. - YOUR PLAN TO BUILD GRADE SEPARATIONS AT SW. 154th & SW. 186th Street would BE A TERRIBLE EYESORE AND WOULD BLOCK MY COMMERCIAL TENANTS VISABILITY! THIS COULD REALLY HURT THEIR BUSINESS! THE [redacted] Extremely High Cost of Light or Heavy RAIL MAKES THESE OPTIONS OUT OF THE QUESTION! I DO NOT WANT ANY MORE OR HIGHER TAXES! I AM FOR RTS-BUS-COST ADVANTAGE IS CLEAR CHOICE! Better Timing Controls that are now being INSTALLED will help A LOT!

**Name/**
***Nombre:*** DON M. WATERS

**Address/**
***Dirección:*** 14610 S.W. 64th AVE PALMETTO BAY, FL 33158

**Email/**
***Correo Electrónico:*** don-waters@frenchfry.com

**Phone/**
***Teléfono:*** 305 801 9471


MIAMI-DADE COUNTY
TPO Miami-Dade Transportation Planning Organization
FDOT

#MiamiSMARTplan

www.miamismartplan.com

## South Corridor Rapid Transit Project/*Proyecto del Corredor del sur de Tránsito Rápido*
## Corridor Workshops/*Talleres de Corredores*
## COMMENT CARD/*HOJA DE COMENTARIOS*

**Which workshop are you attending?/*¿A cuál taller está asistiendo usted?***

☑ **The Falls - Monday, October 23, 2017**
***lunes 23 de octubre de 2017***

☐ **Southland Mall - Wednesday, October 25, 2017**
***miércoles 25 de octubre de 2017***

MIAMI-DADE COUNTY

TPO Miami-Dade Transportation Planning Organization

FDOT

**Name/ *Nombre:*** Quinton Parrish

**Address/ *Dirección:*** 14248 SW 291st Street

**Email/ *Correo Electrónico:*** QJParrish@yahoo.com **Phone/ *Teléfono:*** 786-346-2699

#MiamiSMARTplan

www.miamismartplan.com


## South Corridor Rapid Transit Project/*Proyecto del Corredor del sur de Tránsito Rápido*
## Corridor Workshops/*Talleres de Corredores*
## COMMENT CARD/*HOJA DE COMENTARIOS*

**Which workshop are you attending?/*¿A cuál taller está asistiendo usted?***

☒ **The Falls - Monday, October 23, 2017**
***lunes 23 de octubre de 2017***

☐ **Southland Mall - Wednesday, October 25, 2017**
***miércoles 25 de octubre de 2017***


Stop at 136 or 152 for now — build overpass over 104 + 136 Streets — maybe overpass alone w/ current buses will work

MIAMI-DADE COUNTY

TPO Miami-Dade Transportation Planning Organization

FDOT

**Name/ *Nombre:*** DENISELORD2002@yahoo.com

**Address/ *Dirección:*** 10127 SW 77 Ct, Miami 33156

**Email/ *Correo Electrónico:*** DENISELORD2002@yahoo.com **Phone/ *Teléfono:***

#MiamiSMARTplan

www.miamismartplan.com

## South Corridor Rapid Transit Project/*Proyecto del Corredor del sur de Tránsito Rápido*
## Corridor Workshops/*Talleres de Corredores*
## COMMENT CARD/*HOJA DE COMENTARIOS*

**Which workshop are you attending?/*¿A cuál taller está asistiendo usted?***

☒ **The Falls - Monday, October 23, 2017**
***lunes 23 de octubre de 2017***

☐ **Southland Mall - Wednesday, October 25, 2017**
***miércoles 25 de octubre de 2017***

BEST ALTERNATIVES ARE:
1) MTS/CAU
2) CAU
DO NOT CHANGE ANY ZONING THAT IS PRESENTLY RESIDENTIAL

**Name/ *Nombre:*** STEVEN HAGUEL

**Address/ *Dirección:*** 8250 SW 115 ST.

**Email/ *Correo Electrónico:*** STEVEN@HAGUELLAW.COM **Phone/ *Teléfono:*** 305-815-6323

MIAMI-DADE COUNTY · TPO Miami-Dade Transportation Planning Organization · FDOT

#MiamiSMARTplan www.miamismartplan.com


## South Corridor Rapid Transit Project/*Proyecto del Corredor del sur de Tránsito Rápido*
## Corridor Workshops/*Talleres de Corredores*
## COMMENT CARD/*HOJA DE COMENTARIOS*

**Which workshop are you attending?/*¿A cuál taller está asistiendo usted?***

☒ **The Falls - Monday, October 23, 2017**
***lunes 23 de octubre de 2017***

☐ **Southland Mall - Wednesday, October 25, 2017**
***miércoles 25 de octubre de 2017***


I would like to see Studies on elevated railway systems.

**Name/ *Nombre:*** Bruce W. Hardaway

**Address/ *Dirección:*** 21415 SW 89th Path.

**Email/ *Correo Electrónico:*** bch.wayne@gmail.com **Phone/ *Teléfono:*** 305-608 7738


MIAMI-DADE COUNTY · TPO Miami-Dade Transportation Planning Organization · FDOT

#MiamiSMARTplan www.miamismartplan.com

## South Corridor Rapid Transit Project/*Proyecto del Corredor del sur de Tránsito Rápido*
## Corridor Workshops/*Talleres de Corredores*
## COMMENT CARD/*HOJA DE COMENTARIOS*

**Which workshop are you attending?/*¿A cuál taller está asistiendo usted?***

☑ **The Falls - Monday, October 23, 2017**
***lunes 23 de octubre de 2017***

☑ **Southland Mall - Wednesday, October 25, 2017**
***miércoles 25 de octubre de 2017***

very good,
maybe an open Forum of recorded
Social interrention.

Make it more clear how much does
the 800K will yield of this project

MIAMI-DADE COUNTY
TPO Miami-Dade Transportation Planning Organization
FDOT

**Name/ *Nombre:*** Mia DL

**Address/ *Dirección:*** —

**Email/ *Correo Electrónico:*** Idearmgl@gmail.com

**Phone/ *Teléfono:*** 786-612-6420

#MiamiSMARTplan www.miamismartplan.com


## South Corridor Rapid Transit Project/*Proyecto del Corredor del sur de Tránsito Rápido*
## Corridor Workshops/*Talleres de Corredores*
## COMMENT CARD/*HOJA DE COMENTARIOS*

**Which workshop are you attending?/*¿A cuál taller está asistiendo usted?***


☒ **The Falls - Monday, October 23, 2017**
***lunes 23 de octubre de 2017***

☐ **Southland Mall - Wednesday, October 25, 2017**
***miércoles 25 de octubre de 2017***

ANYTHING BUT METRORAIL EXTENTION
TO CUTLER RIDGE WOULD BE A WASTE
WOOD BUS TO HOMESTEAD FROM CUTLER RIDGE. WOULD
WORK,


MIAMI-DADE COUNTY
TPO Miami-Dade Transportation Planning Organization
FDOT


**Name/ *Nombre:*** MARSHALL IVES

**Address/ *Dirección:*** 9215 SW 144 ST

**Email/ *Correo Electrónico:*** ~~JAH~~ JONIMARSH33@AMAIL.COM

**Phone/ *Teléfono:*** 305-233-7921


#MiamiSMARTplan www.miamismartplan.com

## South Corridor Rapid Transit Project/*Proyecto del Corredor del sur de Tránsito Rápido*
## Corridor Workshops/*Talleres de Corredores*
## COMMENT CARD/*HOJA DE COMENTARIOS*

**Which workshop are you attending?/*¿A cuál taller está asistiendo usted?***

☑ **The Falls - Monday, October 23, 2017**
***lunes 23 de octubre de 2017***

☐ **Southland Mall - Wednesday, October 25, 2017**
***miércoles 25 de octubre de 2017***

MIAMI-DADE COUNTY

TPO Miami-Dade Transportation Planning Organization

FDOT

**Name/**
***Nombre:*** Lindsey Bornstein

**Address/**
***Dirección:*** 12851 SW 42nd St. Miami FL 33175

**Email/**
***Correo Electrónico:*** lindsey.bornstein@mail.house.gov

**Phone/**
***Teléfono:*** 305-222-0160

#MiamiSMARTplan

www.miamismartplan.com


## South Corridor Rapid Transit Project/*Proyecto del Corredor del sur de Tránsito Rápido*
## Corridor Workshops/*Talleres de Corredores*
## COMMENT CARD/*HOJA DE COMENTARIOS*

**Which workshop are you attending?/*¿A cuál taller está asistiendo usted?***

☐ **The Falls - Monday, October 23, 2017**
***lunes 23 de octubre de 2017***

☐ **Southland Mall - Wednesday, October 25, 2017**
***miércoles 25 de octubre de 2017***

MIAMI-DADE COUNTY

TPO Miami-Dade Transportation Planning Organization

FDOT


**Name/**
***Nombre:*** Lillian S Quiroz

**Address/**
***Dirección:*** 9444 SW 185th ST

**Email/**
***Correo Electrónico:*** lillian.quiroz@gmail.com

**Phone/**
***Teléfono:***


#MiamiSMARTplan

www.miamismartplan.com

## South Corridor Rapid Transit Project/*Proyecto del Corredor del sur de Tránsito Rápido*
## Corridor Workshops/*Talleres de Corredores*
## COMMENT CARD/*HOJA DE COMENTARIOS*

**Which workshop are you attending?/*¿A cuál taller está asistiendo usted?***

☑ **The Falls - Monday, October 23, 2017**
***lunes 23 de octubre de 2017***

☐ **Southland Mall - Wednesday, October 25, 2017**
***miércoles 25 de octubre de 2017***

Longer commutes need fewer stops. Possibly not all trains stop @ every station or central parking w/ transpo to fewer stops.

MIAMI-DADE COUNTY
TPO Miami-Dade Transportation Planning Organization
FDOT

**Name/**
***Nombre:*** LINDA RABIN

**Address/**
***Dirección:*** 13530 SW. 77TH Ct 33156

**Email/**
***Correo Electrónico:*** lrabin@hotmail.com

**Phone/**
***Teléfono:***

#MiamiSMARTplan

www.miamismartplan.com


## South Corridor Rapid Transit Project/*Proyecto del Corredor del sur de Tránsito Rápido*
## Corridor Workshops/*Talleres de Corredores*
## COMMENT CARD/*HOJA DE COMENTARIOS*

**Which workshop are you attending?/*¿A cuál taller está asistiendo usted?***

☒ **The Falls - Monday, October 23, 2017**
***lunes 23 de octubre de 2017***

☐ **Southland Mall - Wednesday, October 25, 2017**
***miércoles 25 de octubre de 2017***

MIAMI-DADE COUNTY
TPO Miami-Dade Transportation Planning Organization
FDOT


**Name/**
***Nombre:*** Gary Miller

**Address/**
***Dirección:*** 13305 SW 106TH Ave Miami FL 33176

**Email/**
***Correo Electrónico:*** grmiller08@live.com

**Phone/**
***Teléfono:*** 305-607-2705


#MiamiSMARTplan

www.miamismartplan.com

## South Corridor Rapid Transit Project/*Proyecto del Corredor del sur de Tránsito Rápido*
## Corridor Workshops/*Talleres de Corredores*
## COMMENT CARD/*HOJA DE COMENTARIOS*

**Which workshop are you attending?/*¿A cuál taller está asistiendo usted?***

☑ **The Falls - Monday, October 23, 2017**
***lunes 23 de octubre de 2017***

☐ **Southland Mall - Wednesday, October 25, 2017**
***miércoles 25 de octubre de 2017***

I live across from The Falls, and I walk everywhere within reason. I would love for the train to come down to SW 136th Street, if not all the way to Florida City. I definitely would ride it often. I don't care what it looks like, just build it, Please.

MIAMI-DADE COUNTY

TPO Miami-Dade Transportation Planning Organization

FDOT

**Name/ *Nombre:*** Scott Manas

**Address/ *Dirección:*** 13000 SW 92 Ave B-405, 33176

**Email/ *Correo Electrónico:*** smanas@aol.com

**Phone/ *Teléfono:*** 3-200-7925

#MiamiSMARTplan

www.miamismartplan.com


## South Corridor Rapid Transit Project/*Proyecto del Corredor del sur de Tránsito Rápido*
## Corridor Workshops/*Talleres de Corredores*
## COMMENT CARD/*HOJA DE COMENTARIOS*

**Which workshop are you attending?/*¿A cuál taller está asistiendo usted?***


☒ **The Falls - Monday, October 23, 2017**
***lunes 23 de octubre de 2017***

☐ **Southland Mall - Wednesday, October 25, 2017**
***miércoles 25 de octubre de 2017***

Light rail would be super! The South Corridor needs better public transportation!


MIAMI-DADE COUNTY

TPO Miami-Dade Transportation Planning Organization

FDOT


**Name/ *Nombre:*** Kim Robles

**Address/ *Dirección:*** 9401 SW 181 Ter.

**Email/ *Correo Electrónico:*** kkavazan@gmail.com

**Phone/ *Teléfono:***


#MiamiSMARTplan

www.miamismartplan.com

## South Corridor Rapid Transit Project/*Proyecto del Corredor del sur de Tránsito Rápido*
## Corridor Workshops/*Talleres de Corredores*
## COMMENT CARD/*HOJA DE COMENTARIOS*

**Which workshop are you attending?/*¿A cuál taller está asistiendo usted?***

☒ **The Falls - Monday, October 23, 2017**
***lunes 23 de octubre de 2017***

☐ **Southland Mall - Wednesday, October 25, 2017**
***miércoles 25 de octubre de 2017***

I think is a good idea to have the train running different localation to help with traffic and develop of city

MIAMI-DADE COUNTY
TPO Miami-Dade Transportation Planning Organization
FDOT

**Name/**
***Nombre:*** Anthony Dunn

**Address/**
***Dirección:***

**Email/**
***Correo Electrónico:*** adnn453@gmail.com

**Phone/**
***Teléfono:***

#MiamiSMARTplan www.miamismartplan.com


## South Corridor Rapid Transit Project/*Proyecto del Corredor del sur de Tránsito Rápido*
## Corridor Workshops/*Talleres de Corredores*
## COMMENT CARD/*HOJA DE COMENTARIOS*

**Which workshop are you attending?/*¿A cuál taller está asistiendo usted?***

☒ **The Falls - Monday, October 23, 2017**
***lunes 23 de octubre de 2017***

☐ **Southland Mall - Wednesday, October 25, 2017**
***miércoles 25 de octubre de 2017***


I live close to 77th Ave + US 1, Since the building of the Busrail near US I, over the last ten years, I have seen uneven terrain in the form of dips + crevices in my back + front yards. My concern is the development of sinkholes with such construction.


MIAMI-DADE COUNTY
TPO Miami-Dade Transportation Planning Organization
FDOT


**Name/**
***Nombre:*** Gloria

**Address/**
***Dirección:*** 77th Ave + ~~105~~ 106 St.

**Email/**
***Correo Electrónico:***

**Phone/**
***Teléfono:***


#MiamiSMARTplan www.miamismartplan.com

## South Corridor Rapid Transit Project/*Proyecto del Corredor del sur de Tránsito Rápido*
## Corridor Workshops/*Talleres de Corredores*
## COMMENT CARD/*HOJA DE COMENTARIOS*

**Which workshop are you attending?/*¿A cuál taller está asistiendo usted?***

☒ **The Falls - Monday, October 23, 2017**
***lunes 23 de octubre de 2017***

☐ **Southland Mall - Wednesday, October 25, 2017**
***miércoles 25 de octubre de 2017***

MIAMI-DADE COUNTY

TPO Miami-Dade Transportation Planning Organization

FDOT

**Name/**
***Nombre:*** James MCDONALD

**Address/**
***Dirección:*** Pinecrest

**Email/**
***Correo Electrónico:*** JMCDONALD@PINECREST-FL.GOV.

**Phone/**
***Teléfono:***

#MiamiSMARTplan

www.miamismartplan.com


## South Corridor Rapid Transit Project/*Proyecto del Corredor del sur de Tránsito Rápido*
## Corridor Workshops/*Talleres de Corredores*
## COMMENT CARD/*HOJA DE COMENTARIOS*


**Which workshop are you attending?/*¿A cuál taller está asistiendo usted?***

☑ **The Falls - Monday, October 23, 2017**
***lunes 23 de octubre de 2017***

☐ **Southland Mall - Wednesday, October 25, 2017**
***miércoles 25 de octubre de 2017***

WE NEED TO IMPROVE OUR PUBLIC TRANSPORTATION.


MIAMI-DADE COUNTY

TPO Miami-Dade Transportation Planning Organization

FDOT


**Name/**
***Nombre:*** VICTOR ROBLES

**Address/**
***Dirección:*** 7401 SW 181 TERR

**Email/**
***Correo Electrónico:*** VROBLES@DADESCHOOLS.NET

**Phone/**
***Teléfono:***


#MiamiSMARTplan

www.miamismartplan.com

## South Corridor Rapid Transit Project/*Proyecto del Corredor del sur de Tránsito Rápido*
## Corridor Workshops/*Talleres de Corredores*
## COMMENT CARD/*HOJA DE COMENTARIOS*

**Which workshop are you attending?/*¿A cuál taller está asistiendo usted?***

☒ **The Falls** - **Monday, October 23, 2017**
***lunes 23 de octubre de 2017***

☐ **Southland Mall** - **Wednesday, October 25, 2017**
***miércoles 25 de octubre de 2017***

MIAMI-DADE COUNTY

TPO Miami-Dade Transportation Planning Organization

FDOT

**Name/**
***Nombre:*** Thomas Shaffer

**Address/**
***Dirección:*** 12102 SW 108 CT Miami FL 33176

**Email/**
***Correo Electrónico:*** Shaffer8794@MSN.COM

**Phone/**
***Teléfono:*** 305 233 4334

#MiamiSMARTplan

www.miamismartplan.com


## South Corridor Rapid Transit Project/*Proyecto del Corredor del sur de Tránsito Rápido*
## Corridor Workshops/*Talleres de Corredores*
## COMMENT CARD/*HOJA DE COMENTARIOS*

**Which workshop are you attending?/*¿A cuál taller está asistiendo usted?***

☑ **The Falls** - **Monday, October 23, 2017**
***lunes 23 de octubre de 2017***

☐ **Southland Mall** - **Wednesday, October 25, 2017**
***miércoles 25 de octubre de 2017***


I am looking for a fast transportation and conection too.

MIAMI-DADE COUNTY

TPO Miami-Dade Transportation Planning Organization

FDOT

**Name/**
***Nombre:*** Laura Bhatti

**Address/**
***Dirección:*** 17707 SW 135 ct

**Email/**
***Correo Electrónico:*** laurabotavalo_tribe@yahoo.com

**Phone/**
***Teléfono:*** 786 376 376 5429

#MiamiSMARTplan

www.miamismartplan.com

*Passing at the Mall

## South Corridor Rapid Transit Project/*Proyecto del Corredor del sur de Tránsito Rápido*
## Corridor Workshops/*Talleres de Corredores*
## COMMENT CARD/*HOJA DE COMENTARIOS*

**Which workshop are you attending?/*¿A cuál taller está asistiendo usted?***

☒ **The Falls - Monday, October 23, 2017**
***lunes 23 de octubre de 2017***

☐ **Southland Mall - Wednesday, October 25, 2017**
***miércoles 25 de octubre de 2017***

---

---

---

---

---

MIAMI-DADE COUNTY

TPO Miami-Dade Transportation Planning Organization

FDOT

**Name/**
***Nombre:*** Barbara Shaffer

**Address/**
***Dirección:*** 12102 SW 108 CT
Miami, FL 33176

**Email/**
***Correo Electrónico:*** ~~Shaffer~~ barbarashaffer23@MSN.com

**Phone/**
***Teléfono:*** 305 773 9156

#MiamiSMARTplan

www.miamismartplan.com


## South Corridor Rapid Transit Project/*Proyecto del Corredor del sur de Tránsito Rápido*
## Corridor Workshops/*Talleres de Corredores*
## COMMENT CARD/*HOJA DE COMENTARIOS*

**Which workshop are you attending?/*¿A cuál taller está asistiendo usted?***

☒ **The Falls - Monday, October 23, 2017**
***lunes 23 de octubre de 2017***

☐ **Southland Mall - Wednesday, October 25, 2017**
***miércoles 25 de octubre de 2017***


HAVE NOT BEEN ABLE TO REGISTER MY VEHICLE ~~IN~~ IN ORDER TO PARK AT THE PARKING GARAGE WITHOUT A MIRROR DECAL.

---

---

---

---


MIAMI-DADE COUNTY

TPO Miami-Dade Transportation Planning Organization

FDOT


**Name/**
***Nombre:*** MORRIS MORALES

**Address/**
***Dirección:***

**Email/**
***Correo Electrónico:*** TAMIAMI44@gmail.com

**Phone/**
***Teléfono:***


#MiamiSMARTplan

www.miamismartplan.com

# Corridor Workshop #2:

# Sign- In Sheets

MIAMI-DADE COUNTY

# Department of Transportation and Public Works (DTPW)
## South Corridor Workshops
### Elected Officials Sign-In Sheet

**PROJECT**

South Corridor Rapid Transit Project
South Dade Transitway from SW 344th Street
to the Dadeland South Metrorail Station

**VENUE**

Southland Mall, Fountain Area
20505 S Dixie Highway
Miami, FL 33189

**DATE AND TIME**

6:00 p.m. to 8:00 p.m.
Wednesday, October 25, 2017

| Name | Representing (Name of business or group) | Address | Phone Number | E-mail address |
|---|---|---|---|---|
| STEVE ZARZECKI | Concerned Citizens of Cutler Bay | on file | on file | on file. |
| Kevin Chambliss | office of Commissioner Moss | | | kevinc@miamidade.gov |
| Carlos Ovellana | Redland Aemark | | | Covellana196509mail.com |
| Monish Budhrani | Southland Mall | | | MONISH.BUDHRANI@GMAIL.COM |
| ROGER CORIAT | TOWN OF CUTLER BAY | | | rcoriat@cutlerbay-fl.gov |
| RAY MARTIN | — | — | — | — |
| SUE Loyzelle | Town of Cutler Bay | | 305.338.6318 | Sloyzelle@cutlerbay-fl.gov |
| Curtis Lawrence | Community Council #14 | | 786-368-5718 | CLawre7534@AOL.com |
| Janie Olvera | Rep. McGhee | | | Juanita.Olvera@myflorida house.gov. |
| Commissioner Levine Cava | | | | |

MIAMI-DADE COUNTY

# Department of Transportation and Public Works (DTPW)
## South Corridor Workshops
### Sign-In Sheet

**PROJECT**

South Corridor Rapid Transit Project
South Dade Transitway from SW 344th Street
to the Dadeland South Metrorail Station

**VENUE**

Southland Mall, Fountain Area
20505 S Dixie Highway
Miami, FL 33189

**DATE AND TIME**

6:00 p.m. to 8:00 p.m.
Wednesday, October 25, 2017

| Name | Representing (Name of business or group) | Address | Phone Number | E-mail address |
|---|---|---|---|---|
| Danielle Baker | Public | | 305 775 0751 | burtybake@bellsouth.net |
| Ruberica Argumtin | Public. | | 786-390-3743 | |
| Tedgrick Jones | Public | | (404)371-3070 | Tedgrick Jones01@gmail.com |
| Abdel Hafez | Public | | (786)250-8283 | abdelpersonal@gmail.com |
| Andrea Bowler | | | 3/263-5500 | Afowl@Miamidade.gov |
| Feliciano Cotoz | P. | | 305-302-5507 | [illegible] |
| Carol Paul | Self | | 305-259-3529 | carolpaul9940@gmail.com |
| Michele Markovits | self | | 305/2574104 | mmshops@bellsouth.net |
| Mariana Maldo | | | 786-339-1057 | |
| Zara A Soto | | | 786 985 9747 | FLe Market. |

MIAMI-DADE COUNTY

# Department of Transportation and Public Works (DTPW)
## South Corridor Workshops
## Sign-In Sheet

**PROJECT**

South Corridor Rapid Transit Project
South Dade Transitway from SW 344th Street
to the Dadeland South Metrorail Station

**VENUE**

Southland Mall, Fountain Area
20505 S Dixie Highway
Miami, FL 33189

**DATE AND TIME**

6:00 p.m. to 8:00 p.m.
Wednesday, October 25, 2017

| Name | Representing (Name of business or group) | Address | Phone Number | E-mail address |
|---|---|---|---|---|
| Reynard Harrington | Public | 14125 SW 109 Pl Miami, FL 33176 | 3052441671 | raynardbey@yahoo.com |
| Jimmy Hodges | Public | 27707 S Dixie Hwy | 7864737255 | |
| Dean Bambury Nodges | Public | 27707 S Dixie Hwy | 305 5709276 | dean_bambury@yahoo.com |
| Carmen Avellán | Public | 10721 SW. 151 ST. | 786-543-1285 | |
| Jaime Avellán | Public | Same | 786-543-0965 | javellan5430@comcast.net |
| Jonathan Scott | Public | 22678 SW 114 Pl | 786-668-0795 | JonathanScott536@Gmail.com |
| Richard Stauts | Florida City | 404 W Palm Dr-FlCity | 305-247-8221 | rstauts@floridacityfl.gov |
| Josué Maldonado | Redland Market | 24420 S Dixie Hwy | 786-2983214 | |
| BRAD BROWN | MDACP | 11266 SW 166 TER 33157 | 305 336 5704 | JABARIBRAD@Aol.com |
| Frederic Peel | Self | 5TH S. Dixie Hwy | 305-498-9652 | |

MIAMI-DADE COUNTY

# Department of Transportation and Public Works (DTPW)
## South Corridor Workshops
### Sign-In Sheet

**PROJECT**

South Corridor Rapid Transit Project
South Dade Transitway from SW 344th Street
to the Dadeland South Metrorail Station

**VENUE**

Southland Mall, Fountain Area
20505 S Dixie Highway
Miami, FL 33189

**DATE AND TIME**

6:00 p.m. to 8:00 p.m.
Wednesday, October 25, 2017

| Name | Representing (Name of business or group) | Address | Phone Number | E-mail address |
|---|---|---|---|---|
| Glorias Hernandez Jewerly | Gloria's Jewerly | 28175 S.W 202 AVE Homestead Fl 33030 | 786 234-4991 | Gloriahernandez69 @yahoo.com |
| Yoni Hernandez | Redland Market Villag | 24420 S. Dixie Hwy | 786-707-1790 | |
| Edgar Blandón. | Residente. | 23111 SW 124 AVE Miami. | | |
| Araceli Talavera | Residente. | 23129 SW 124 AVE Miami | | |
| Lisa Greer | Business | | | lgreer@centerstatebank.com |
| James Teas | Sierra Club | 8445 SW 181 Ter Miami | | jteas@outlook.com |
| Kathy Teas | Sierra Club | " " | | |
| Ana Arauz | REDLAND MARKET VILLAGE | 24420 S. DIXIE HWY | (786) 712-5368 | AnaCArauz@Gmail.com |
| GASTON TACHELLA | | 14053 SW 153RD TERR | (786) 300-2186 | GASPATA@YAHOO.COM |
| ARMANDO MONTIR | V & A. | 24420 SOUTH DIXIE HWY | 786 426-0480 | MONTIR510@gmail.com |

# Department of Transportation and Public Works (DTPW)
## South Corridor Workshops
## Sign-In Sheet

**PROJECT**

South Corridor Rapid Transit Project
South Dade Transitway from SW 344th Street
to the Dadeland South Metrorail Station

**VENUE**

Southland Mall, Fountain Area
20505 S Dixie Highway
Miami, FL 33189

**DATE AND TIME**

6:00 p.m. to 8:00 p.m.
Wednesday, October 25, 2017

| Name | Representing (Name of business or group) | Address | Phone Number | E-mail address |
|---|---|---|---|---|
| BARBARA PEREZ | Self | 18740 SW 319 TH TERR Homestead FL 33030 | (305) 726-3887 | barbaraperez20@outlook.com |
| Steve Hamilton | self | 961 SW 176 Ave | (954) 801-7850 | stephen@citytram.org |
| Scarlet Hammons | MD County School Board | | 305 954-0735 | shammons5@corradino.com |
| Araceli Sanchez | Redland Market Village | 24420 S. Dixie Hwy | 305-257-4335 | Redlandmarketvillage@yahoo.com |
| Fortunata Caballero | Redland Market Village | 24420 S Dixie Hwy | 305-257-4335 | Redland Market Village. |
| Celeste Washington | Citizens Alliance of Goulds | 11261 S.W. 220 St | 305-233-2861 | Citizens Alliance of Goulds @ gmail.com |
| Carswell Washington | " " | " " / | " " | |
| Suekie Denee Mendez | Redland Market | 24420 S. Dixie Hwy | 305.490.8155 | |
| Orlando Martinez | Self | 18331 SW 114 CT | 305-234-3746 | |

MIAMI-DADE COUNTY

# Department of Transportation and Public Works (DTPW)
## South Corridor Workshops
### Sign-In Sheet

**PROJECT**

South Corridor Rapid Transit Project
South Dade Transitway from SW 344th Street
to the Dadeland South Metrorail Station

**VENUE**

Southland Mall, Fountain Area
20505 S Dixie Highway
Miami, FL 33189

**DATE AND TIME**

6:00 p.m. to 8:00 p.m.
Wednesday, October 25, 2017

| Name | Representing (Name of business or group) | Address | Phone Number | E-mail address |
|---|---|---|---|---|
| RAYMOND VALIDO | WGI | 11401 SW 40 STREET, SUITE 455 MIAMI, FL. 33165 | 786-439-5130 | RAYMOND.VALIDO@WGINC.COM |
| Yunior Santana | PAG | 22638 SW 94 path. Miami, FL 33190 | 786-246-1987 | YuniorSAN75@Gmail.com. |
| Lourdes Escobar | | 23300 SW 122 AVE. Hmsi. Fl. 33032 | 786-510-3264 | lourdesescobaris@gmail.com |
| Roberto Sardina | | 24420 S. Dixie Hwy. Hmsi, Fl. 33032 | 786 728 3576 | robertspetshop61@gmail.com |
| Beverly Kelly | N/A | P.O. Box 570594 Miami, FL 33257 | 786-531-9469 | ~~[illegible]~~ vrly@yahoo.com |
| Mary Breeding | Public | 2557 SE 7 Ct Homestead, 33033 | 305 2309387 | |
| Sharon Frazier-Stephens | UPPAC | 6324 N.E. 1st Place Miami Fla. 33138 | 786-356-1574 | ~~luchie~~ luchie3@hotmail.Com |
| Kathryn Jones | | 2200 NW 54 ST #906 | 786 4704559 | KathrynLewisJones@gmail.Com |
| Norma Bueno | | 20116 SW 148 Ct Homestead FL 33033 | 786 319 7333 | |
| Manuel Gutierrez | | | 786 973 9067 | |

# Department of Transportation and Public Works (DTPW)
# South Corridor Workshops
## Sign-In Sheet

**PROJECT**

South Corridor Rapid Transit Project
South Dade Transitway from SW 344th Street
to the Dadeland South Metrorail Station

**VENUE**

Southland Mall, Fountain Area
20505 S Dixie Highway
Miami, FL 33189

**DATE AND TIME**

6:00 p.m. to 8:00 p.m.
Wednesday, October 25, 2017

| Name | Representing (Name of business or group) | Address | Phone Number | E-mail address |
|---|---|---|---|---|
| Evelin Menjivar | | 21104 SW 92 P Cutler Bay FL 33189 | | |
| VIRGILIO MARQUINA | | 21104 SW 92 PL CUTLER BAY 33189 | 786 269 7184 | virgiliomarquina@msn.com |
| Curtis | | | | |
| Merary Maldonado | | 11490 SW 248 Terr. Homestead Fl 33032 | 305 988-4388 | quietstorm8572@gmail.com |
| Elaine Leslie | | 761 SW 4 AVE Homestead | | Queenjanice68@yahoo.com |
| Karen Morales | | 11350 S.W. 247th Terr | 3/7761588 | naosail@hotmail.com. |
| Stanley Goldenberg | | 9941 SW 165 Terr. Miami, FL 33157 | 3/338-0375 | stanley.goldenberg@noaa.gov |
| Gloria Torres | | 14315 SW 180 Terr | 7/564 8986 | Torressenvicent@yahoo.com |
| WISCONSIN GORE | | 10200 SW 168 ST Miami FL | 305-431-4368 | WISCONSINGORE@MSN.COM |
| RAMON SANCHEZ | | 23911 SW 108 AVE HOMESTEAD, FL. 33032 | 561-517-5411 | SILRAY526@GMAIL.COM |

# Department of Transportation and Public Works (DTPW)
# South Corridor Workshops
## Sign-In Sheet

**PROJECT**

South Corridor Rapid Transit Project
South Dade Transitway from SW 344th Street
to the Dadeland South Metrorail Station

**VENUE**

Southland Mall, Fountain Area
20505 S Dixie Highway
Miami, FL 33189

**DATE AND TIME**

6:00 p.m. to 8:00 p.m.
Wednesday, October 25, 2017

| Name | Representing (Name of business or group) | Address | Phone Number | E-mail address |
|---|---|---|---|---|
| Bruce Hardaway | Cutler Bay | 21415 SW 89th Path | 305 608 7738 | b.hiwayre@gmail.com Found out by flyer @ Park & Ride. |
| Maria Villatoro | | 24438 SW 131 PL | 786 281 2383 | |
| Nancy Sittig | Homestead resident | 2650 SE 7TH PL | 786-514-1494 | TOPGUN 81 @ MSN.COM |
| Danyse Noyes | Homestead resident | 29171 SW 164th Ave Rd | 305 244-7403 | Thenoyees @ yahoo.com |
| John Noyes | Homestead R. | " | " | " " |
| Audrey Goodell | " " | 2650 SE 7TH PLACE | 305-230-5511 | |
| Danielle Wilt | Homestead R | 29171 SW 164th Ave Rd | 772-204-1600 | DWilt8715@yahoo.com |
| Manuel Maldonado | Homestead FL | 24420 S Dixie Hwy | 786 339-1183 | manuelmaldonado9512@comcast.net |
| Daniel Nunez | Homestead FL | 11490 SW 248 Ter 33032 | 786-203-1428 | nexus18@gmail.com |
| Erik Hill | Resident of cutler bay & Palmetto bay | 20052 sw 88 ct | 786 229 6930 | nfinitenetworks@gmail.com |

# Department of Transportation and Public Works (DTPW)
## South Corridor Workshops
## Sign-In Sheet

**PROJECT**

South Corridor Rapid Transit Project
South Dade Transitway from SW 344th Street
to the Dadeland South Metrorail Station

**VENUE**

Southland Mall, Fountain Area
20505 S Dixie Highway
Miami, FL 33189

**DATE AND TIME**

6:00 p.m. to 8:00 p.m.
Wednesday, October 25, 2017

| Name | Representing (Name of business or group) | Address | Phone Number | E-mail address |
|---|---|---|---|---|
| Dalia Martinez | | 20200 S.W 117 ct. Zip 33177. | 786)752-1467 | |
| Genevieve Raylstan Sterling, raylstan | | 4101 NE 24th Dr. Homestead Fl 33033 | 877-2000 305-877-3000 | |
| Ignacio Florentin | | 22465 SW 105 ct Cutler Bay, FL 33194 | 305-733-2425 | |
| DAVIS GARCIA | | 10485 SW 226 ST cutler BAY FL 33190 | (646)267-0827 | davis_Garcia13@Yahoo.com |
| Maria Vilkoga | | 27364 SW 143 Court Homestead, FL 33032 | 305-804-4660 | |
| Andre Ward | | 10724 SW 152nd Terrace Miami, FL. 33157 | (786) 348-3399 | DREWARD05@gmail.com |
| | | | | |
| | | | | |
| | | | | |
| | | | | |

# Department of Transportation and Public Works (DTPW)
# South Corridor Workshops
## Sign-In Sheet

**PROJECT**

South Corridor Rapid Transit Project
South Dade Transitway from SW 344th Street
to the Dadeland South Metrorail Station

**VENUE**

Southland Mall, Fountain Area
20505 S Dixie Highway
Miami, FL 33189

**DATE AND TIME**

6:00 p.m. to 8:00 p.m.
Wednesday, October 25, 2017

| Name | Representing (Name of business or group) | Address | Phone Number | E-mail address |
|---|---|---|---|---|
| Jorge Lacayo | | 2018 SE 1st St Homestead FL 33033 | 305-799-5011 | jorgelacayo60@gmail.com |
| Kason Smith | | 11220 SW 159th Street | 786-479-2612 | Kason52@live.com |
| | | | | |
| | | | | |
| | | | | |
| | | | | |
| | | | | |
| | | | | |
| | | | | |
| | | | | |

# Department of Transportation and Public Works (DTPW)
# South Corridor Workshops
## Sign-In Sheet

**PROJECT**

South Corridor Rapid Transit Project
South Dade Transitway from SW 344th Street
to the Dadeland South Metrorail Station

**VENUE**

Southland Mall, Fountain Area
20505 S Dixie Highway
Miami, FL 33189

**DATE AND TIME**

6:00 p.m. to 8:00 p.m.
Wednesday, October 25, 2017

| Name | Representing (Name of business or group) | Address | Phone Number | E-mail address |
|---|---|---|---|---|
| Jacqulin Riviera | | 12412 S.W. 250th Terr. Princeton, FL 33032 | 305-258-8054 | Corinthians1-L9@yahoo.com |
| Latoya C Bryant | | 22405 SW 105th CT. Cutler Bay, FL 33190 | 3/733-2475 | officerbM@yahoo.com |
| | | | | |
| | | | | |
| | | | | |
| | | | | |
| | | | | |
| | | | | |
| | | | | |
| | | | | |

MIAMI-DADE COUNTY

# Department of Transportation and Public Works (DTPW)
## South Corridor Workshops
### Staff Sign-In Sheet

**PROJECT**

South Corridor Rapid Transit Project
South Dade Transitway from SW 344th Street
to the Dadeland South Metrorail Station

**VENUE**

Southland Mall, Fountain Area
20505 S Dixie Highway
Miami, FL 33189

**DATE AND TIME**

6:00 p.m. to 8:00 p.m.
Wednesday, October 25, 2017

| Name | Representing (Name of business or group) | Address | Phone Number | E-mail address |
|---|---|---|---|---|
| LAURA CHERNEY | AECOM | | 305 514 2426 | LAURA.CHERNEY@aecom.com |
| Jacquelyn DeAngelo | AECOM | | 305431 1234 | jacquelyn.deangelo@aecom.com |
| Milla Eugene | Creativision Media | 633 NE 167th St | 305 746 4830 | ~~Millaae~~ ~~[illegible]~~ meugene@creativisionmedia.com |
| John Kulpa | AECOM | | 786-6824965 | John.KULPA@AECOM.COM |
| Sonia Flowers | Creativision Media | 633 NE 167 St | 305-300-0127 | soniaflowers@yahoo.com |
| Natacha Plaude | Creativision MEDIA | 633 NE 167 Street | 305-9447564 | nplaude@creativisionmedia.com |
| Charesse Chester | " " | " | " | |
| Julio Boucle | AECOM. | | 305-262-7466 | JULIO.Boucle@AECOM.com |
| Jie Bian | DTPW | 701 NW 1st Ct. | 786-469-5245 | jie.bian@miamidade.gov. |
| Mary Terry Vilchis | MDTPO | 111 NW 1 St | 3053754707 | MARIA.VILCHIS@MDTPO.org |

# Department of Transportation and Public Works (DTPW)
## South Corridor Workshops
### Staff Sign-In Sheet

**PROJECT**

South Corridor Rapid Transit Project
South Dade Transitway from SW 344th Street
to the Dadeland South Metrorail Station

**VENUE**

Southland Mall, Fountain Area
20505 S Dixie Highway
Miami, FL 33189

**DATE AND TIME**

6:00 p.m. to 8:00 p.m.
Wednesday, October 25, 2017

| Name | Representing (Name of business or group) | Address | Phone Number | E-mail address |
|---|---|---|---|---|
| Regina Serrano | MDTPO | | 305 1522 | Regina.Serrano@MDTPO.org |
| | | | | |
| | | | | |
| | | | | |
| | | | | |
| | | | | |
| | | | | |
| | | | | |
| | | | | |
| | | | | |

# Corridor Workshop #2:

# Comment Cards

# South Corridor Rapid Transit Project/*Proyecto del Corredor del sur de Tránsito Rápido*
## Corridor Workshops/*Talleres de Corredores*
## COMMENT CARD/*HOJA DE COMENTARIOS*

**Which workshop are you attending?/*¿A cuál taller está asistiendo usted?***

☐ **The Falls - Monday, October 23, 2017**
***lunes 23 de octubre de 2017***

☑ **Southland Mall - Wednesday, October 25, 2017**
***miércoles 25 de octubre de 2017***

#1. It's absurd for a modern RTS to stop for vehicular traffic. If that means raising transit across roadways intersecting the Transitway; Then please do it. You Must do it!
#2. Where did the ½¢ billion of addl sales tax to pay for new (not existing) transit go?
#3. Consider emergency vehicle usage
#4. If taxes honestly need to be raised, then explain to the public why, & have the will to do it. Then be a good Steward of our money. We are not all up-in-arms raising taxes. We just want our $$ to be well spent.
#5 Consider on-call autonomous vehicles for home to station pick-up (driverless)
#6 Thank you to those among st you who are working diligently on this project.

MIAMI-DADE COUNTY
TPO Miami-Dade Transportation Planning Organization
FDOT

**Name/**
***Nombre:***

**Address/**
***Dirección:***

**Email/**
***Correo Electrónico:***

**Phone/**
***Teléfono:***

#MiamiSMARTplan

www.miamismartplan.com


# South Corridor Rapid Transit Project/*Proyecto del Corredor del sur de Tránsito Rápido*
## Corridor Workshops/*Talleres de Corredores*
## COMMENT CARD/*HOJA DE COMENTARIOS*

**Which workshop are you attending?/*¿A cuál taller está asistiendo usted?***

☐ **The Falls - Monday, October 23, 2017**
***lunes 23 de octubre de 2017***

☑ **Southland Mall - Wednesday, October 25, 2017**
***miércoles 25 de octubre de 2017***


Buses from neighborhood to Metro rail must adhere to planned schedule. Avoid no show of buses and be ~~on time~~ on time. (Example 287 route)

MIAMI-DADE COUNTY
TPO Miami-Dade Transportation Planning Organization
FDOT

**Name/**
***Nombre:*** Virgilio Marquina

**Address/**
***Dirección:*** 21045W 92 PL C.Bay 33189

**Email/**
***Correo Electrónico:***

**Phone/**
***Teléfono:***


#MiamiSMARTplan

www.miamismartplan.com

## South Corridor Rapid Transit Project/*Proyecto del Corredor del sur de Tránsito Rápido*
## Corridor Workshops/*Talleres de Corredores*
## COMMENT CARD/*HOJA DE COMENTARIOS*

**Which workshop are you attending?/*¿A cuál taller está asistiendo usted?***

☐ **The Falls** - **Monday, October 23, 2017**
***lunes 23 de octubre de 2017***

☑ **Southland Mall** - **Wednesday, October 25, 2017**
***miércoles 25 de octubre de 2017***

---

---

---

---

---

MIAMI-DADE COUNTY

TPO Miami-Dade Transportation Planning Organization

FDOT

**Name/**
***Nombre:*** Curtis H. Lawrence

**Address/**
***Dirección:*** 17451 S.W. 109 Ave.

**Email/**
***Correo Electrónico:*** CLawre7534@AOL.com

**Phone/**
***Teléfono:*** 786-368-5718

#MiamiSMARTplan

www.miamismartplan.com


## South Corridor Rapid Transit Project/*Proyecto del Corredor del sur de Tránsito Rápido*
## Corridor Workshops/*Talleres de Corredores*
## COMMENT CARD/*HOJA DE COMENTARIOS*

**Which workshop are you attending?/*¿A cuál taller está asistiendo usted?***

☐ **The Falls** - **Monday, October 23, 2017**
***lunes 23 de octubre de 2017***

☑ **Southland Mall** - **Wednesday, October 25, 2017**
***miércoles 25 de octubre de 2017***


I believe Metrorail is the long-term alternative that may make a great impact in the population + environment.

MIAMI-DADE COUNTY

TPO Miami-Dade Transportation Planning Organization

FDOT

**Name/**
***Nombre:*** Evelin Menjivar Marquina

**Address/**
***Dirección:*** 21104 SW 92 PL Cutler Bay 33189

**Email/**
***Correo Electrónico:***

**Phone/**
***Teléfono:***

#MiamiSMARTplan

www.miamismartplan.com

# South Corridor Rapid Transit Project/*Proyecto del Corredor del sur de Tránsito Rápido*
## Corridor Workshops/*Talleres de Corredores*
## COMMENT CARD/*HOJA DE COMENTARIOS*

**Which workshop are you attending?/*¿A cuál taller está asistiendo usted?***

☐ **The Falls - Monday, October 23, 2017**
***lunes 23 de octubre de 2017***

☑ **Southland Mall - Wednesday, October 25, 2017**
***miércoles 25 de octubre de 2017***

**Name/**
***Nombre:*** Mary Breeding

**Address/**
***Dirección:*** 2557 SE 7 Ct Homestead 33033

**Email/**
***Correo Electrónico:***

**Phone/**
***Teléfono:*** 3052309357

MIAMI-DADE COUNTY
TPO Miami-Dade Transportation Planning Organization
FDOT

#MiamiSMARTplan

www.miamismartplan.com


# South Corridor Rapid Transit Project/*Proyecto del Corredor del sur de Tránsito Rápido*
## Corridor Workshops/*Talleres de Corredores*
## COMMENT CARD/*HOJA DE COMENTARIOS*

**Which workshop are you attending?/*¿A cuál taller está asistiendo usted?***

☐ **The Falls - Monday, October 23, 2017**
***lunes 23 de octubre de 2017***

☒ **Southland Mall - Wednesday, October 25, 2017**
***miércoles 25 de octubre de 2017***


Need single seat ride from Homestead to downtown!

Need bike lockers at key transit locations!

Bike share, Uber, Lyft, better pick-up + drop off at park + ride lots!

Need options to avoid getting into car at train stations when Metrobus is not the best choice - multi-modal options needed!

**Name/**
***Nombre:*** MICHELE MARKOVITS

**Address/**
***Dirección:*** 22490 SW 130 AVE, MIAMI, 33170

**Email/**
***Correo Electrónico:*** mmshops@bellsouth.net

**Phone/**
***Teléfono:***


MIAMI-DADE COUNTY
TPO Miami-Dade Transportation Planning Organization
FDOT

#MiamiSMARTplan

www.miamismartplan.com

## South Corridor Rapid Transit Project/*Proyecto del Corredor del sur de Tránsito Rápido*
## Corridor Workshops/*Talleres de Corredores*
## COMMENT CARD/*HOJA DE COMENTARIOS*

**Which workshop are you attending?/*¿A cuál taller está asistiendo usted?***

☐ **The Falls - Monday, October 23, 2017**
***lunes 23 de octubre de 2017***

☑ **Southland Mall - Wednesday, October 25, 2017**
***miércoles 25 de octubre de 2017***

MIAMI-DADE COUNTY
TPO Miami-Dade Transportation Planning Organization
FDOT

**Name/**
***Nombre:*** Araceli Sanchez

**Address/**
***Dirección:*** 24420 S. Dixie Hwy

**Email/**
***Correo Electrónico:*** Redlandmarketvillage@yahoo.com

**Phone/**
***Teléfono:*** 305-257-4335

#MiamiSMARTplan

www.miamismartplan.com


## South Corridor Rapid Transit Project/*Proyecto del Corredor del sur de Tránsito Rápido*
## Corridor Workshops/*Talleres de Corredores*
## COMMENT CARD/*HOJA DE COMENTARIOS*

**Which workshop are you attending?/*¿A cuál taller está asistiendo usted?***

☐ **The Falls - Monday, October 23, 2017**
***lunes 23 de octubre de 2017***

☒ **Southland Mall - Wednesday, October 25, 2017**
***miércoles 25 de octubre de 2017***


Better buses, service
Train (Hot trains, leaking ? 1/2 penny (where is it?))
METRO/County vehicles off Busway


MIAMI-DADE COUNTY
TPO Miami-Dade Transportation Planning Organization
FDOT


**Name/**
***Nombre:*** Danielle Gibson Baker

**Address/**
***Dirección:*** 11760 SW 170 Terr

**Email/**
***Correo Electrónico:*** burtybakebell south.net

**Phone/**
***Teléfono:***


#MiamiSMARTplan

www.miamismartplan.com

## South Corridor Rapid Transit Project/*Proyecto del Corredor del sur de Tránsito Rápido*
## Corridor Workshops/*Talleres de Corredores*
## COMMENT CARD/*HOJA DE COMENTARIOS*

**Which workshop are you attending?/*¿A cuál taller está asistiendo usted?***

☐ **The Falls - Monday, October 23, 2017**
***lunes 23 de octubre de 2017***

☑ **Southland Mall - Wednesday, October 25, 2017**
***miércoles 25 de octubre de 2017***

---

---

---

---

**Name/**
***Nombre:*** Jackie Mendez

**Address/**
***Dirección:***

**Email/**
***Correo Electrónico:*** Alex311c@hotmail.com

**Phone/**
***Teléfono:*** 305 4908455

#MiamiSMARTplan Alex311c@yahoo.com www.miamismartplan.com


## South Corridor Rapid Transit Project/*Proyecto del Corredor del sur de Tránsito Rápido*
## Corridor Workshops/*Talleres de Corredores*
## COMMENT CARD/*HOJA DE COMENTARIOS*

**Which workshop are you attending?/*¿A cuál taller está asistiendo usted?***

☐ **The Falls - Monday, October 23, 2017**
***lunes 23 de octubre de 2017***

☑ **Southland Mall - Wednesday, October 25, 2017**
***miércoles 25 de octubre de 2017***


This workshop was very informative. I'd like to see this Rapid Transit take place on the 244 STREET Busway. There are many residential projects as we speak and the Rapid Transit Commute will help residents alleviate with daily traffic as well as to the Comerces in the 244 STREET Busway.

**Name/**
***Nombre:*** Roberts [redacted] Sardinas

**Address/**
***Dirección:*** 23300 SW 122 Ave, Homestead, 33032

**Email/**
***Correo Electrónico:*** robertspetshop61@gmail.com

**Phone/**
***Teléfono:*** 7865103264

#MiamiSMARTplan www.miamismartplan.com

## South Corridor Rapid Transit Project/*Proyecto del Corredor del sur de Tránsito Rápido*
## Corridor Workshops/*Talleres de Corredores*
## COMMENT CARD/*HOJA DE COMENTARIOS*

**Which workshop are you attending?/*¿A cuál taller está asistiendo usted?***

☐ **The Falls - Monday, October 23, 2017**
***lunes 23 de octubre de 2017***

☑ **Southland Mall - Wednesday, October 25, 2017**
***miércoles 25 de octubre de 2017***

Re The Connected Autonomous Vehicles (CAV) A.K.A "The Rocket" uses the busways & regular road infarstructure while ~~Got~~ combining the ~~n~~ train system.

MIAMI-DADE COUNTY
TPO Miami-Dade Transportation Planning Organization
FDOT

**Name/**
***Nombre:*** Daniel Nunez

**Address/**
***Dirección:*** 11490 SW 248 Ter Homestead FL 33032

**Email/**
***Correo Electrónico:***

**Phone/**
***Teléfono:*** 3059884388

#MiamiSMARTplan

www.miamismartplan.com

## South Corridor Rapid Transit Project/*Proyecto del Corredor del sur de Tránsito Rápido*
## Corridor Workshops/*Talleres de Corredores*
## COMMENT CARD/*HOJA DE COMENTARIOS*

**Which workshop are you attending?/*¿A cuál taller está asistiendo usted?***

☐ **The Falls - Monday, October 23, 2017**
***lunes 23 de octubre de 2017***

☑ **Southland Mall - Wednesday, October 25, 2017**
***miércoles 25 de octubre de 2017***

I like the CAV as the best choice.

MIAMI-DADE COUNTY
TPO Miami-Dade Transportation Planning Organization
FDOT

**Name/**
***Nombre:*** Merary Maldonado

**Address/**
***Dirección:*** 11490 SW 248 Terr. Homestead Fl. 33032

**Email/**
***Correo Electrónico:*** quietstorm8572@gmail.com

**Phone/**
***Teléfono:*** 305 988-4388

#MiamiSMARTplan

www.miamismartplan.com

## South Corridor Rapid Transit Project/*Proyecto del Corredor del sur de Tránsito Rápido*
## Corridor Workshops/*Talleres de Corredores*
## COMMENT CARD/*HOJA DE COMENTARIOS*

**Which workshop are you attending?/*¿A cuál taller está asistiendo usted?***

☐ **The Falls - Monday, October 23, 2017**
***lunes 23 de octubre de 2017***

☑ **Southland Mall - Wednesday, October 25, 2017**
***miércoles 25 de octubre de 2017***

MIAMI-DADE COUNTY

TPO Miami-Dade Transportation Planning Organization

FDOT

**Name/**
***Nombre:*** Ignacio Florentino

**Address/**
***Dirección:*** 22465 SW 105th Ct. Cutler Bay, FL 33190

**Email/**
***Correo Electrónico:*** iflorentino@aol.com

**Phone/**
***Teléfono:***

#MiamiSMARTplan

www.miamismartplan.com


## South Corridor Rapid Transit Project/*Proyecto del Corredor del sur de Tránsito Rápido*
## Corridor Workshops/*Talleres de Corredores*
## COMMENT CARD/*HOJA DE COMENTARIOS*

**Which workshop are you attending?/*¿A cuál taller está asistiendo usted?***

☐ **The Falls - Monday, October 23, 2017**
***lunes 23 de octubre de 2017***

☑ **Southland Mall - Wednesday, October 25, 2017**
***miércoles 25 de octubre de 2017***


**Name/**
***Nombre:*** Lataya Bryant

**Address/**
***Dirección:*** 22465 SW 105th Ct. Cutler Bay, FL. 33190

**Email/**
***Correo Electrónico:*** officer679@yahoo.com

**Phone/**
***Teléfono:***


#MiamiSMARTplan

www.miamismartplan.com

## South Corridor Rapid Transit Project/*Proyecto del Corredor del sur de Tránsito Rápido*
## Corridor Workshops/*Talleres de Corredores*
## COMMENT CARD/*HOJA DE COMENTARIOS*

**Which workshop are you attending?/*¿A cuál taller está asistiendo usted?***

☐ **The Falls - Monday, October 23, 2017**
***lunes 23 de octubre de 2017***

☑ **Southland Mall - Wednesday, October 25, 2017**
***miércoles 25 de octubre de 2017***

Trolley buses w/ coordenated traffic light
Electric bus don't need to replace
the battery;

**Name/**
***Nombre:*** Ray Marlen

**Address/**
***Dirección:*** 7940 Montego bay Cutler Bay 33189

**Email/**
***Correo Electrónico:***

**Phone/**
***Teléfono:***

MIAMI-DADE COUNTY
TPO Miami-Dade Transportation Planning Organization
FDOT

#MiamiSMARTplan

www.miamismartplan.com


## South Corridor Rapid Transit Project/*Proyecto del Corredor del sur de Tránsito Rápido*
## Corridor Workshops/*Talleres de Corredores*
## COMMENT CARD/*HOJA DE COMENTARIOS*

**Which workshop are you attending?/*¿A cuál taller está asistiendo usted?***

☐ **The Falls - Monday, October 23, 2017**
***lunes 23 de octubre de 2017***

☑ **Southland Mall - Wednesday, October 25, 2017**
***miércoles 25 de octubre de 2017***


**Name/**
***Nombre:*** Adrian Smith

**Address/**
***Dirección:*** 25540 SW 137 ave

**Email/**
***Correo Electrónico:***

**Phone/**
***Teléfono:***


MIAMI-DADE COUNTY
TPO Miami-Dade Transportation Planning Organization
FDOT

#MiamiSMARTplan

www.miamismartplan.com

## South Corridor Rapid Transit Project/*Proyecto del Corredor del sur de Tránsito Rápido*
## Corridor Workshops/*Talleres de Corredores*
## COMMENT CARD/*HOJA DE COMENTARIOS*

**Which workshop are you attending?/*¿A cuál taller está asistiendo usted?***

☐ **The Falls** - **Monday, October 23, 2017**
***lunes 23 de octubre de 2017***

☑ **Southland Mall** - **Wednesday, October 25, 2017**
***miércoles 25 de octubre de 2017***

MIAMI-DADE COUNTY

TPO Miami-Dade Transportation Planning Organization

FDOT

**Name/**
***Nombre:*** Nicole Smith

**Address/**
***Dirección:*** 25540 SW 137th Ave

**Email/**
***Correo Electrónico:*** nikki2910@yahoo.com

**Phone/**
***Teléfono:*** (786) 219-6069

#MiamiSMARTplan

www.miamismartplan.com


## South Corridor Rapid Transit Project/*Proyecto del Corredor del sur de Tránsito Rápido*
## Corridor Workshops/*Talleres de Corredores*
## COMMENT CARD/*HOJA DE COMENTARIOS*

**Which workshop are you attending?/*¿A cuál taller está asistiendo usted?***

☐ **The Falls** - **Monday, October 23, 2017**
***lunes 23 de octubre de 2017***

☑ **Southland Mall** - **Wednesday, October 25, 2017**
***miércoles 25 de octubre de 2017***

MIAMI-DADE COUNTY

TPO Miami-Dade Transportation Planning Organization

FDOT


**Name/**
***Nombre:*** Antonia Smith

**Address/**
***Dirección:*** 25540 SW 137 Ave Homestead FL 33032

**Email/**
***Correo Electrónico:***

**Phone/**
***Teléfono:***


#MiamiSMARTplan

www.miamismartplan.com

## South Corridor Rapid Transit Project/*Proyecto del Corredor del sur de Tránsito Rápido*
## Corridor Workshops/*Talleres de Corredores*
## COMMENT CARD/*HOJA DE COMENTARIOS*

**Which workshop are you attending?/*¿A cuál taller está asistiendo usted?***

☐ **The Falls - Monday, October 23, 2017**
***lunes 23 de octubre de 2017***

☒ **Southland Mall - Wednesday, October 25, 2017**
***miércoles 25 de octubre de 2017***

Patresia & Nigel Bullard
2610 SE 21st Ct
Homestead FL, 33035

MIAMI-DADE COUNTY
TPO Miami-Dade Transportation Planning Organization
FDOT

**Name/**
***Nombre:***

**Address/**
***Dirección:***

**Email/** gpatresia@yahoo.com
***Correo Electrónico:***

**Phone/**
***Teléfono:***

#MiamiSMARTplan

www.miamismartplan.com


## South Corridor Rapid Transit Project/*Proyecto del Corredor del sur de Tránsito Rápido*
## Corridor Workshops/*Talleres de Corredores*
## COMMENT CARD/*HOJA DE COMENTARIOS*

**Which workshop are you attending?/*¿A cuál taller está asistiendo usted?***

☐ **The Falls - Monday, October 23, 2017**
***lunes 23 de octubre de 2017***

☑ **Southland Mall - Wednesday, October 25, 2017**
***miércoles 25 de octubre de 2017***


MIAMI-DADE COUNTY
TPO Miami-Dade Transportation Planning Organization
FDOT

**Name/**
***Nombre:*** KEITH HILL

**Address/**
***Dirección:*** 149 N.W. 16 ST FLA CITY

**Email/**
***Correo Electrónico:***

**Phone/**
***Teléfono:***


#MiamiSMARTplan

www.miamismartplan.com

## South Corridor Rapid Transit Project/*Proyecto del Corredor del sur de Tránsito Rápido*
## Corridor Workshops/*Talleres de Corredores*
## COMMENT CARD/*HOJA DE COMENTARIOS*

**Which workshop are you attending?/*¿A cuál taller está asistiendo usted?***

☐ **The Falls - Monday, October 23, 2017**
***lunes 23 de octubre de 2017***

☐ **Southland Mall - Wednesday, October 25, 2017**
***miércoles 25 de octubre de 2017***

THE PROPOSED PROJECT IS LONG OVERDUE -
WE NEED LEADERS WITH VISION - WHO CAN GET
THINGS DONE

MIAMI-DADE COUNTY
TPO Miami-Dade Transportation Planning Organization
FDOT

**Name/ *Nombre:*** WISCONSIN GONE

**Address/ *Dirección:*** 10200 SW 168ST MIA. FL 33157

**Email/ *Correo Electrónico:*** WISCONSINGONE@MSN.COM

**Phone/ *Teléfono:*** 305-431-4368

#MiamiSMARTplan

www.miamismartplan.com


## South Corridor Rapid Transit Project/*Proyecto del Corredor del sur de Tránsito Rápido*
## Corridor Workshops/*Talleres de Corredores*
## COMMENT CARD/*HOJA DE COMENTARIOS*

**Which workshop are you attending?/*¿A cuál taller está asistiendo usted?***

☐ **The Falls - Monday, October 23, 2017**
***lunes 23 de octubre de 2017***

☐ **Southland Mall - Wednesday, October 25, 2017**
***miércoles 25 de octubre de 2017***


RTS - / CAU ASAP


MIAMI-DADE COUNTY
TPO Miami-Dade Transportation Planning Organization
FDOT


**Name/ *Nombre:*** RAMON SANCHEZ

**Address/ *Dirección:*** 23911 SW 108 AVE HOMESTEAD FL 33032

**Email/ *Correo Electrónico:*** SILRAY526@GMAIL.COM

**Phone/ *Teléfono:*** 561-517-5411


#MiamiSMARTplan

www.miamismartplan.com

## South Corridor Rapid Transit Project/*Proyecto del Corredor del sur de Tránsito Rápido*
## Corridor Workshops/*Talleres de Corredores*
## COMMENT CARD/*HOJA DE COMENTARIOS*

**Which workshop are you attending?/*¿A cuál taller está asistiendo usted?***

☐ **The Falls - Monday, October 23, 2017**
***lunes 23 de octubre de 2017***

☑ **Southland Mall - Wednesday, October 25, 2017**
***miércoles 25 de octubre de 2017***

Picked up flier at south dade library.

MIAMI-DADE COUNTY
TPO Miami-Dade Transportation Planning Organization
FDOT

**Name/ *Nombre:*** Erik Hill

**Address/ *Dirección:*** 20052 SW 88 ct

**Email/ *Correo Electrónico:*** nfniteknetworks@gmail.com **Phone/ *Teléfono:*** 786-229-6930

#MiamiSMARTplan www.miamismartplan.com


## South Corridor Rapid Transit Project/*Proyecto del Corredor del sur de Tránsito Rápido*
## Corridor Workshops/*Talleres de Corredores*
## COMMENT CARD/*HOJA DE COMENTARIOS*

**Which workshop are you attending?/*¿A cuál taller está asistiendo usted?***

☐ **The Falls - Monday, October 23, 2017**
***lunes 23 de octubre de 2017***

☒ **Southland Mall - Wednesday, October 25, 2017**
***miércoles 25 de octubre de 2017***


Make It Happen. No Cheating!!

MIAMI-DADE COUNTY
TPO Miami-Dade Transportation Planning Organization
FDOT

**Name/ *Nombre:*** Jacqulin Rivera

**Address/ *Dirección:*** 12412 S.W. 250th Terrace Princeton, FL 33032

**Email/ *Correo Electrónico:*** Corinthians11_9@yaho **Phone/ *Teléfono:*** 305-258-8054


#MiamiSMARTplan www.miamismartplan.com

## South Corridor Rapid Transit Project/*Proyecto del Corredor del sur de Tránsito Rápido*
## Corridor Workshops/*Talleres de Corredores*
## COMMENT CARD/*HOJA DE COMENTARIOS*

**Which workshop are you attending?/*¿A cuál taller está asistiendo usted?***

☑ **The Falls - Monday, October 23, 2017**
***lunes 23 de octubre de 2017***

☑ **Southland Mall - Wednesday, October 25, 2017**
***miércoles 25 de octubre de 2017***

I Preffer the RTS Due to it will be Quickly and will give opportunity to People to use Public transportation very soon

**Name/**
***Nombre:*** David Garcia

**Address/**
***Dirección:***

**Email/** davis_garcia15@yahoo.com **Phone/**
***Correo Electrónico:*** ***Teléfono:***

MIAMI-DADE COUNTY
TPO Miami-Dade Transportation Planning Organization
FDOT

#MiamiSMARTplan

www.miamismartplan.com


## South Corridor Rapid Transit Project/*Proyecto del Corredor del sur de Tránsito Rápido*
## Corridor Workshops/*Talleres de Corredores*
## COMMENT CARD/*HOJA DE COMENTARIOS*

**Which workshop are you attending?/*¿A cuál taller está asistiendo usted?***

☐ **The Falls - Monday, October 23, 2017**
***lunes 23 de octubre de 2017***

☑ **Southland Mall - Wednesday, October 25, 2017**
***miércoles 25 de octubre de 2017***


**Name/**
***Nombre:*** Gloria Hernandez

**Address/**
***Dirección:*** 28175 S.W 202 AVE Homestead FL 33030

**Email/** gloriahernandez99@yahoo.com **Phone/**
***Correo Electrónico:*** ***Teléfono:*** 786 234-4991


MIAMI-DADE COUNTY
TPO Miami-Dade Transportation Planning Organization
FDOT

#MiamiSMARTplan

www.miamismartplan.com

## South Corridor Rapid Transit Project/*Proyecto del Corredor del sur de Tránsito Rápido*
## Corridor Workshops/*Talleres de Corredores*
## COMMENT CARD/*HOJA DE COMENTARIOS*

**Which workshop are you attending?/*¿A cuál taller está asistiendo usted?***

☐ **The Falls - Monday, October 23, 2017**
***lunes 23 de octubre de 2017***

☒ **Southland Mall - Wednesday, October 25, 2017**
***miércoles 25 de octubre de 2017***

ME PARECE MARAVILLOSO ESTOS PROYECTOS SERÁ UNA MANERA DE AYUDAR Y FACILITAR EL TRANSPORTE Y CRECER COMO CIUDAD

MIAMI-DADE COUNTY
TPO Miami-Dade Transportation Planning Organization
FDOT

**Name/ *Nombre:*** Ana C. Arauz.

**Address/ *Dirección:*** 24420 S. Dixie Hwy

**Email/ *Correo Electrónico:*** Ana@Arauz@Comcast.com **Phone/ *Teléfono:*** (786) 712-5368

#MiamiSMARTplan www.miamismartplan.com


## South Corridor Rapid Transit Project/*Proyecto del Corredor del sur de Tránsito Rápido*
## Corridor Workshops/*Talleres de Corredores*
## COMMENT CARD/*HOJA DE COMENTARIOS*

**Which workshop are you attending?/*¿A cuál taller está asistiendo usted?***

☐ **The Falls - Monday, October 23, 2017**
***lunes 23 de octubre de 2017***

☒ **Southland Mall - Wednesday, October 25, 2017**
***miércoles 25 de octubre de 2017***

MIAMI-DADE COUNTY
TPO Miami-Dade Transportation Planning Organization
FDOT


**Name/ *Nombre:*** Beverly Kelly

**Address/ *Dirección:*** P.O. Box 570594

**Email/ *Correo Electrónico:*** ellybirly@yahoo **Phone/ *Teléfono:*** 786/531-9469


#MiamiSMARTplan www.miamismartplan.com

## South Corridor Rapid Transit Project/*Proyecto del Corredor del sur de Tránsito Rápido*
## Corridor Workshops/*Talleres de Corredores*
## COMMENT CARD/*HOJA DE COMENTARIOS*

**Which workshop are you attending?/*¿A cuál taller está asistiendo usted?***

☐ **The Falls - Monday, October 23, 2017**
***lunes 23 de octubre de 2017***

☑ **Southland Mall - Wednesday, October 25, 2017**
***miércoles 25 de octubre de 2017***

MIAMI-DADE COUNTY

TPO Miami-Dade Transportation Planning Organization

FDOT

**Name/**
***Nombre:*** Daniel Velazquez

**Address/**
***Dirección:*** 30116 SW 159 CT Homestead FL 33033

**Email/**
***Correo Electrónico:***

**Phone/**
***Teléfono:*** 786-886-6489

#MiamiSMARTplan

www.miamismartplan.com


## South Corridor Rapid Transit Project/*Proyecto del Corredor del sur de Tránsito Rápido*
## Corridor Workshops/*Talleres de Corredores*
## COMMENT CARD/*HOJA DE COMENTARIOS*

**Which workshop are you attending?/*¿A cuál taller está asistiendo usted?***

☐ **The Falls - Monday, October 23, 2017**
***lunes 23 de octubre de 2017***

☑ **Southland Mall - Wednesday, October 25, 2017**
***miércoles 25 de octubre de 2017***

MIAMI-DADE COUNTY

TPO Miami-Dade Transportation Planning Organization

FDOT


**Name/**
***Nombre:*** Yoni A. Hernandez

**Address/**
***Dirección:*** 28175 SW 202 AV Homestead FL

**Email/**
***Correo Electrónico:***

**Phone/**
***Teléfono:*** 786-717-1790


#MiamiSMARTplan

www.miamismartplan.com

## South Corridor Rapid Transit Project/*Proyecto del Corredor del sur de Tránsito Rápido*
## Corridor Workshops/*Talleres de Corredores*
## COMMENT CARD/*HOJA DE COMENTARIOS*

**Which workshop are you attending?/*¿A cuál taller está asistiendo usted?***

☐ **The Falls - Monday, October 23, 2017**
***lunes 23 de octubre de 2017***

☐ **Southland Mall - Wednesday, October 25, 2017**
***miércoles 25 de octubre de 2017***

MIAMI-DADE COUNTY
TPO Miami-Dade Transportation Planning Organization
FDOT

**Name/**
***Nombre:*** maria Villatoro

**Address/**
***Dirección:*** 24420 ~~S Dixie~~ S. Dixie HWY

**Email/**
***Correo Electrónico:***

**Phone/**
***Teléfono:*** 7862812383

#MiamiSMARTplan

www.miamismartplan.com


## South Corridor Rapid Transit Project/*Proyecto del Corredor del sur de Tránsito Rápido*
## Corridor Workshops/*Talleres de Corredores*
## COMMENT CARD/*HOJA DE COMENTARIOS*

**Which workshop are you attending?/*¿A cuál taller está asistiendo usted?***

☐ **The Falls - Monday, October 23, 2017**
***lunes 23 de octubre de 2017***

☒ **Southland Mall - Wednesday, October 25, 2017**
***miércoles 25 de octubre de 2017***

MIAMI-DADE COUNTY
TPO Miami-Dade Transportation Planning Organization
FDOT


**Name/**
***Nombre:*** Carlos Orellana

**Address/**
***Dirección:*** 6701 N.W 172 Cont miami FL 33182

**Email/**
***Correo Electrónico:*** Corellana1965@gmail.com

**Phone/**
***Teléfono:*** 305 318 2303


#MiamiSMARTplan

www.miamismartplan.com

## South Corridor Rapid Transit Project/*Proyecto del Corredor del sur de Tránsito Rápido*
## Corridor Workshops/*Talleres de Corredores*
## COMMENT CARD/*HOJA DE COMENTARIOS*

**Which workshop are you attending?/*¿A cuál taller está asistiendo usted?***

☐ **The Falls - Monday, October 23, 2017**
***lunes 23 de octubre de 2017***

☑ **Southland Mall - Wednesday, October 25, 2017**
***miércoles 25 de octubre de 2017***

MIAMI-DADE COUNTY
TPO Miami-Dade Transportation Planning Organization
FDOT

**Name/**
***Nombre:*** Dalia Martinez Bustamante

**Address/**
***Dirección:*** 20200 S.W. 117 Ct. Miami, Fla 33177

**Email/**
***Correo Electrónico:***

**Phone/**
***Teléfono:*** 786) 752-1467

#MiamiSMARTplan

www.miamismartplan.com


## South Corridor Rapid Transit Project/*Proyecto del Corredor del sur de Tránsito Rápido*
## Corridor Workshops/*Talleres de Corredores*
## COMMENT CARD/*HOJA DE COMENTARIOS*

**Which workshop are you attending?/*¿A cuál taller está asistiendo usted?***

☐ **The Falls - Monday, October 23, 2017**
***lunes 23 de octubre de 2017***

☑ **Southland Mall - Wednesday, October 25, 2017**
***miércoles 25 de octubre de 2017***

MIAMI-DADE COUNTY
TPO Miami-Dade Transportation Planning Organization
FDOT


**Name/**
***Nombre:*** ARMANDO MONTIEL

**Address/**
***Dirección:*** 20103 SW 123DR MIAMI FL, 33177

**Email/**
***Correo Electrónico:*** montiel510@gmail.com

**Phone/**
***Teléfono:*** 786-926-0480


#MiamiSMARTplan

www.miamismartplan.com

## South Corridor Rapid Transit Project/*Proyecto del Corredor del sur de Tránsito Rápido*
## Corridor Workshops/*Talleres de Corredores*
## COMMENT CARD/*HOJA DE COMENTARIOS*

**Which workshop are you attending?/*¿A cuál taller está asistiendo usted?***

☐ **The Falls - Monday, October 23, 2017**
***lunes 23 de octubre de 2017***

☒ **Southland Mall - Wednesday, October 25, 2017**
***miércoles 25 de octubre de 2017***

MIAMI-DADE COUNTY
TPO Miami-Dade Transportation Planning Organization
FDOT

**Name/**
***Nombre:*** Feliciano Cortez

**Address/**
***Dirección:*** 10311 S.W 4 ST Miami 33174

**Email/**
***Correo Electrónico:***

**Phone/**
***Teléfono:*** 305-302-5507

#MiamiSMARTplan

www.miamismartplan.com


## South Corridor Rapid Transit Project/*Proyecto del Corredor del sur de Tránsito Rápido*
## Corridor Workshops/*Talleres de Corredores*
## COMMENT CARD/*HOJA DE COMENTARIOS*

**Which workshop are you attending?/*¿A cuál taller está asistiendo usted?***

☐ **The Falls - Monday, October 23, 2017**
***lunes 23 de octubre de 2017***

☒ **Southland Mall - Wednesday, October 25, 2017**
***miércoles 25 de octubre de 2017***

MIAMI-DADE COUNTY
TPO Miami-Dade Transportation Planning Organization
FDOT


**Name/**
***Nombre:*** ZARA A. SOTO

**Address/**
***Dirección:*** 9700 SW 159 St. 24420 S Dixie. Hwy

**Email/**
***Correo Electrónico:***

**Phone/**
***Teléfono:*** 786 985-9747


#MiamiSMARTplan

www.miamismartplan.com

## South Corridor Rapid Transit Project/*Proyecto del Corredor del sur de Tránsito Rápido*
## Corridor Workshops/*Talleres de Corredores*
## COMMENT CARD/*HOJA DE COMENTARIOS*

**Which workshop are you attending?/*¿A cuál taller está asistiendo usted?***

☐ **The Falls - Monday, October 23, 2017**
***lunes 23 de octubre de 2017***

☒ **Southland Mall - Wednesday, October 25, 2017**
***miércoles 25 de octubre de 2017***

I PREFER THE OVERHEAD RAIL, DUE TO CONGESTION PROBLEMS WITH ADJOINING STREETS THAT ARE ALREADY A PROBLEM WITH THE BUSWAY.

MIAMI-DADE COUNTY
TPO Miami-Dade Transportation Planning Organization
FDOT

**Name/ *Nombre:*** NANCY SITTIG

**Address/ *Dirección:*** 2650 SE 7TH PLACE, HOMESTEAD

**Email/ *Correo Electrónico:*** TOPGUN81@MSN.COM

**Phone/ *Teléfono:*** 305-230-5511

#MiamiSMARTplan

www.miamismartplan.com


## South Corridor Rapid Transit Project/*Proyecto del Corredor del sur de Tránsito Rápido*
## Corridor Workshops/*Talleres de Corredores*
## COMMENT CARD/*HOJA DE COMENTARIOS*

**Which workshop are you attending?/*¿A cuál taller está asistiendo usted?***

☐ **The Falls - Monday, October 23, 2017**
***lunes 23 de octubre de 2017***

☐ **Southland Mall - Wednesday, October 25, 2017**
***miércoles 25 de octubre de 2017***


MIAMI-DADE COUNTY
TPO Miami-Dade Transportation Planning Organization
FDOT

**Name/ *Nombre:*** MARIADA MACDONADO

**Address/ *Dirección:*** 24420 S. Dixie Hwy

**Email/ *Correo Electrónico:***

**Phone/ *Teléfono:*** 786-339-1057

#MiamiSMARTplan

www.miamismartplan.com

## South Corridor Rapid Transit Project/*Proyecto del Corredor del sur de Tránsito Rápido*
## Corridor Workshops/*Talleres de Corredores*
## COMMENT CARD/*HOJA DE COMENTARIOS*

**Which workshop are you attending?/*¿A cuál taller está asistiendo usted?***

☐ **The Falls** - **Monday, October 23, 2017**
***lunes 23 de octubre de 2017***

☑ **Southland Mall** - **Wednesday, October 25, 2017**
***miércoles 25 de octubre de 2017***

Regularmente me estacionuen market Village Flea market es my seguro

**Name/**
***Nombre:*** Josué David maldonado

**Address/**
***Dirección:*** 26301 SW 132ave

**Email/**
***Correo Electrónico:***

**Phone/**
***Teléfono:*** 786-298-3214

MIAMI-DADE COUNTY
TPO Miami-Dade Transportation Planning Organization
FDOT

#MiamiSMARTplan

www.miamismartplan.com


## South Corridor Rapid Transit Project/*Proyecto del Corredor del sur de Tránsito Rápido*
## Corridor Workshops/*Talleres de Corredores*
## COMMENT CARD/*HOJA DE COMENTARIOS*

**Which workshop are you attending?/*¿A cuál taller está asistiendo usted?***


☑ **The Falls** - **Monday, October 23, 2017**
***lunes 23 de octubre de 2017***

☑ **Southland Mall** - **Wednesday, October 25, 2017**
***miércoles 25 de octubre de 2017***

Extremely dissapointed that Alternative 5 (elevated Metrorail from Dadeland to FL City) is not being considered - Alt 5 is the safest, most efficient, fastest, least $CO_2$ generating, avoids congestion on crossing streets - AND IS THE BEST ALTERNATIVE - We must find the funding!!

**Name/**
***Nombre:*** Stephen Zarzecki

**Address/**
***Dirección:*** 9640 Martinique Dr Cutler Bay, FL, 33189

**Email/**
***Correo Electrónico:*** stephenz@gate.net

**Phone/**
***Teléfono:*** 305-255-4351


MIAMI-DADE COUNTY
TPO Miami-Dade Transportation Planning Organization
FDOT

#MiamiSMARTplan

www.miamismartplan.com

## South Corridor Rapid Transit Project/*Proyecto del Corredor del sur de Tránsito Rápido*
## Corridor Workshops/*Talleres de Corredores*
## COMMENT CARD/*HOJA DE COMENTARIOS*

**Which workshop are you attending?/*¿A cuál taller está asistiendo usted?***

☐ **The Falls - Monday, October 23, 2017**
***lunes 23 de octubre de 2017***

☑ **Southland Mall - Wednesday, October 25, 2017**
***miércoles 25 de octubre de 2017***

Elevated Rail Only!

MIAMI-DADE COUNTY
TPO Miami-Dade Transportation Planning Organization
FDOT

**Name/**
***Nombre:*** Denyse Moyer

**Address/**
***Dirección:*** 29171 SW 164th AVE/CD HOMESTEAD

**Email/**
***Correo Electrónico:*** THEMOYER@YAHOO.COM

**Phone/**
***Teléfono:*** 305-244-7403

#MiamiSMARTplan

www.miamismartplan.com


## South Corridor Rapid Transit Project/*Proyecto del Corredor del sur de Tránsito Rápido*
## Corridor Workshops/*Talleres de Corredores*
## COMMENT CARD/*HOJA DE COMENTARIOS*

**Which workshop are you attending?/*¿A cuál taller está asistiendo usted?***

☐ **The Falls - Monday, October 23, 2017**
***lunes 23 de octubre de 2017***

☑ **Southland Mall - Wednesday, October 25, 2017**
***miércoles 25 de octubre de 2017***


PLEASE I would like to have Heavy-Rail From Florida City to County Line North!


MIAMI-DADE COUNTY
TPO Miami-Dade Transportation Planning Organization
FDOT


**Name/**
***Nombre:*** SHARON FRAZIER-Stephens

**Address/**
***Dirección:*** 6324 N.E. 1st PLACE Miami, FLA-33138

**Email/**
***Correo Electrónico:*** luchie3@hotmail.com

**Phone/**
***Teléfono:*** 786-356-1574


#MiamiSMARTplan

www.miamismartplan.com

## South Corridor Rapid Transit Project/*Proyecto del Corredor del sur de Tránsito Rápido*
## Corridor Workshops/*Talleres de Corredores*
## COMMENT CARD/*HOJA DE COMENTARIOS*

**Which workshop are you attending?/*¿A cuál taller está asistiendo usted?***

☐ **The Falls - Monday, October 23, 2017**
***lunes 23 de octubre de 2017***

☒ **Southland Mall - Wednesday, October 25, 2017**
***miércoles 25 de octubre de 2017***

Buses in Redlands

MIAMI-DADE COUNTY
TPO Miami-Dade Transportation Planning Organization
FDOT

**Name/** Abdel Hafez
***Nombre:***

**Address/** 14204 SW 283 ST
***Dirección:*** Homestead. FL 33033

**Email/** Abdelpersonal@gmail.com **Phone/** (786)250-8283
***Correo Electrónico:*** ***Teléfono:***

#MiamiSMARTplan www.miamismartplan.com


## South Corridor Rapid Transit Project/*Proyecto del Corredor del sur de Tránsito Rápido*
## Corridor Workshops/*Talleres de Corredores*
## COMMENT CARD/*HOJA DE COMENTARIOS*

**Which workshop are you attending?/*¿A cuál taller está asistiendo usted?***

☐ **The Falls - Monday, October 23, 2017**
***lunes 23 de octubre de 2017***

☒ **Southland Mall - Wednesday, October 25, 2017**
***miércoles 25 de octubre de 2017***


MIAMI-DADE COUNTY
TPO Miami-Dade Transportation Planning Organization
FDOT

**Name/**
***Nombre:*** KAThryN Jones

**Address/**
***Dirección:*** 2200 NW 54 ST #906 Miami FLA. 33142

**Email/** KAthrynLewisJones@gmail.com **Phone/**
***Correo Electrónico:*** ***Teléfono:*** 7864704559


#MiamiSMARTplan www.miamismartplan.com

## South Corridor Rapid Transit Project/*Proyecto del Corredor del sur de Tránsito Rápido*
## Corridor Workshops/*Talleres de Corredores*
## COMMENT CARD/*HOJA DE COMENTARIOS*

**Which workshop are you attending?/*¿A cuál taller está asistiendo usted?***

☐ **The Falls - Monday, October 23, 2017**
***lunes 23 de octubre de 2017***

☑ **Southland Mall - Wednesday, October 25, 2017**
***miércoles 25 de octubre de 2017***

MIAMI-DADE COUNTY

TPO Miami-Dade Transportation Planning Organization

FDOT

**Name/**
***Nombre:*** Kathy Teas

**Address/**
***Dirección:*** 8445 SW 181 Ter

**Email/**
***Correo Electrónico:*** mkteas@bellsouth.net

**Phone/**
***Teléfono:*** 305 235-2028

#MiamiSMARTplan

www.miamismartplan.com


## South Corridor Rapid Transit Project/*Proyecto del Corredor del sur de Tránsito Rápido*
## Corridor Workshops/*Talleres de Corredores*
## COMMENT CARD/*HOJA DE COMENTARIOS*

**Which workshop are you attending?/*¿A cuál taller está asistiendo usted?***

☐ **The Falls - Monday, October 23, 2017**
***lunes 23 de octubre de 2017***

☒ **Southland Mall - Wednesday, October 25, 2017**
***miércoles 25 de octubre de 2017***

MIAMI-DADE COUNTY

TPO Miami-Dade Transportation Planning Organization

FDOT


**Name/**
***Nombre:*** GASTON P. TACHELLA

**Address/**
***Dirección:*** 14053 SW 153rd TERR, MIAMI, FL 33177

**Email/**
***Correo Electrónico:*** GASPATA@YAHOO.COM

**Phone/**
***Teléfono:*** 786-300-2186


#MiamiSMARTplan

www.miamismartplan.com

## South Corridor Rapid Transit Project/*Proyecto del Corredor del sur de Tránsito Rápido*
## Corridor Workshops/*Talleres de Corredores*
## COMMENT CARD/*HOJA DE COMENTARIOS*

**Which workshop are you attending?/*¿A cuál taller está asistiendo usted?***

☐ **The Falls - Monday, October 23, 2017**
***lunes 23 de octubre de 2017***

☑ **Southland Mall - Wednesday, October 25, 2017**
***miércoles 25 de octubre de 2017***

If you look for a lower cost (affordable) solution, that is elevated (grade separated) for speed & safety, and automated for low op cost, you come to PRT/GRT, not the same looser mass transit.

MIAMI-DADE COUNTY
TPO Miami-Dade Transportation Planning Organization
FDOT

**Name/ *Nombre:*** Steve Hamilton

**Address/ *Dirección:*** 961 SW 176 Ave,

**Email/ *Correo Electrónico:*** stephen@citytram.org **Phone/ *Teléfono:*** 954-801-7880

#MiamiSMARTplan www.miamismartplan.com


## South Corridor Rapid Transit Project/*Proyecto del Corredor del sur de Tránsito Rápido*
## Corridor Workshops/*Talleres de Corredores*
## COMMENT CARD/*HOJA DE COMENTARIOS*

**Which workshop are you attending?/*¿A cuál taller está asistiendo usted?***

☐ **The Falls - Monday, October 23, 2017**
***lunes 23 de octubre de 2017***

☑ **Southland Mall - Wednesday, October 25, 2017**
***miércoles 25 de octubre de 2017***


MIAMI-DADE COUNTY
TPO Miami-Dade Transportation Planning Organization
FDOT

**Name/ *Nombre:*** James Teas

**Address/ *Dirección:*** 8445 SW 181 Ter Miami FL 33157

**Email/ *Correo Electrónico:*** jteas@outlook.com **Phone/ *Teléfono:*** 305 2352088

#MiamiSMARTplan www.miamismartplan.com

# South Corridor Rapid Transit Project/*Proyecto del Corredor del sur de Tránsito Rápido*
## Corridor Workshops/*Talleres de Corredores*
## COMMENT CARD/*HOJA DE COMENTARIOS*

**Which workshop are you attending?/*¿A cuál taller está asistiendo usted?***

☐ **The Falls - Monday, October 23, 2017**
***lunes 23 de octubre de 2017***

☒ **Southland Mall - Wednesday, October 25, 2017**
***miércoles 25 de octubre de 2017***

MIAMI-DADE COUNTY

TPO Miami-Dade Transportation Planning Organization

FDOT

**Name/**
***Nombre:*** Manuel Maldonado

**Address/**
***Dirección:*** 26301 SW 132 Ave

**Email/**
***Correo Electrónico:*** manuelMaldonado5512@comcast.net

**Phone/**
***Teléfono:*** 786 339-1183

#MiamiSMARTplan

www.miamismartplan.com


# South Corridor Rapid Transit Project/*Proyecto del Corredor del sur de Tránsito Rápido*
## Corridor Workshops/*Talleres de Corredores*
## COMMENT CARD/*HOJA DE COMENTARIOS*

**Which workshop are you attending?/*¿A cuál taller está asistiendo usted?***

☐ **The Falls - Monday, October 23, 2017**
***lunes 23 de octubre de 2017***

☒ **Southland Mall - Wednesday, October 25, 2017**
***miércoles 25 de octubre de 2017***

MIAMI-DADE COUNTY

TPO Miami-Dade Transportation Planning Organization

FDOT


**Name/**
***Nombre:*** Yunior Santana

**Address/**
***Dirección:*** 22638 SW 94 Path

**Email/**
***Correo Electrónico:*** YUNIORSANTS@Gmail.com

**Phone/**
***Teléfono:*** 786-246-1987


#MiamiSMARTplan

www.miamismartplan.com

## South Corridor Rapid Transit Project/*Proyecto del Corredor del sur de Tránsito Rápido*
## Corridor Workshops/*Talleres de Corredores*
## COMMENT CARD/*HOJA DE COMENTARIOS*

**Which workshop are you attending?/*¿A cuál taller está asistiendo usted?***

☐ **The Falls - Monday, October 23, 2017**
***lunes 23 de octubre de 2017***

☑ **Southland Mall - Wednesday, October 25, 2017**
***miércoles 25 de octubre de 2017***

More covering at the station esp. since hurricane; more restroom service; Undesirable elements; Keep bike/ped lanes; + emerg vehicles

MIAMI-DADE COUNTY
TPO Miami-Dade Transportation Planning Organization
FDOT

**Name/**
***Nombre:***

**Address/**
***Dirección:***

**Email/**
***Correo Electrónico:***

**Phone/**
***Teléfono:***

#MiamiSMARTplan

www.miamismartplan.com


## South Corridor Rapid Transit Project/*Proyecto del Corredor del sur de Tránsito Rápido*
## Corridor Workshops/*Talleres de Corredores*
## COMMENT CARD/*HOJA DE COMENTARIOS*

**Which workshop are you attending?/*¿A cuál taller está asistiendo usted?***

☐ **The Falls - Monday, October 23, 2017**
***lunes 23 de octubre de 2017***

☑ **Southland Mall - Wednesday, October 25, 2017**
***miércoles 25 de octubre de 2017***


better buses keep the county workers off the busway.

MIAMI-DADE COUNTY
TPO Miami-Dade Transportation Planning Organization
FDOT

**Name/**
***Nombre:*** Jonathan Scott

**Address/**
***Dirección:*** 22678 SW 114 Pl

**Email/**
***Correo Electrónico:*** JonathanScott876@gmail.com

**Phone/**
***Teléfono:*** 786-608-0795

#MiamiSMARTplan

www.miamismartplan.com

## South Corridor Rapid Transit Project/*Proyecto del Corredor del sur de Tránsito Rápido*
## Corridor Workshops/*Talleres de Corredores*
## COMMENT CARD/*HOJA DE COMENTARIOS*

**Which workshop are you attending?/*¿A cuál taller está asistiendo usted?***

☐ **The Falls - Monday, October 23, 2017**
***lunes 23 de octubre de 2017***

☒ **Southland Mall - Wednesday, October 25, 2017**
***miércoles 25 de octubre de 2017***

these were All BAD option, Expand Metrorail is Best option.

MIAMI-DADE COUNTY
TPO Miami-Dade Transportation Planning Organization
FDOT

**Name/**
***Nombre:*** ORLANDO MARTINEZ

**Address/**
***Dirección:*** 18333 SW 114 CT

**Email/**
***Correo Electrónico:*** mangonuts@hotmail.com

**Phone/**
***Teléfono:*** 305-234-3746

#MiamiSMARTplan

www.miamismartplan.com


## South Corridor Rapid Transit Project/*Proyecto del Corredor del sur de Tránsito Rápido*
## Corridor Workshops/*Talleres de Corredores*
## COMMENT CARD/*HOJA DE COMENTARIOS*

**Which workshop are you attending?/*¿A cuál taller está asistiendo usted?***

☐ **The Falls - Monday, October 23, 2017**
***lunes 23 de octubre de 2017***

☑ **Southland Mall - Wednesday, October 25, 2017**
***miércoles 25 de octubre de 2017***


Estoy totalmente de acuerdo con el proyecto para el bien de la comunidad


MIAMI-DADE COUNTY
TPO Miami-Dade Transportation Planning Organization
FDOT


**Name/**
***Nombre:*** JAIME AVELLAN

**Address/**
***Dirección:*** 10721 S.W. 151 St.

**Email/**
***Correo Electrónico:*** javellan5430@comcast.net

**Phone/**
***Teléfono:*** 786-543-0965


#MiamiSMARTplan

www.miamismartplan.com

# South Corridor Rapid Transit Project/*Proyecto del Corredor del sur de Tránsito Rápido*
## Corridor Workshops/*Talleres de Corredores*
## COMMENT CARD/*HOJA DE COMENTARIOS*

**Which workshop are you attending?/*¿A cuál taller está asistiendo usted?***

☐ **The Falls - Monday, October 23, 2017**
***lunes 23 de octubre de 2017***

☒ **Southland Mall - Wednesday, October 25, 2017**
***miércoles 25 de octubre de 2017***

Name/
*Nombre:* Carmen Avellán

Address/
*Dirección:* 10721 SW. 151 ST. Miami, FL. 33176

Email/
*Correo Electrónico:* javellan5430@comcast.net

Phone/
*Teléfono:* 786-543-1285

MIAMI-DADE COUNTY
TPO Miami-Dade Transportation Planning Organization
FDOT

#MiamiSMARTplan

www.miamismartplan.com


South Corridor Rapid Transit Project/*Proyecto del Corredor del sur de Tránsito Rápido*
Corridor Workshops/*Talleres de Corredores*
COMMENT CARD/*HOJA DE COMENTARIOS*

**Which workshop are you attending?/*¿A cuál taller está asistiendo usted?***

☐ **The Falls - Monday, October 23, 2017**
***lunes 23 de octubre de 2017***

☑ **Southland Mall - Wednesday, October 25, 2017**
***miércoles 25 de octubre de 2017***


Good layout for sharing information

Name/
*Nombre:* Rick Stauts

Address/
*Dirección:* 404 W. Palm Dr Florida City

Email/ rstauts@
*Correo Electrónico:* floridacityfl.gov

Phone/
*Teléfono:* 305-247-8221


MIAMI-DADE COUNTY
TPO Miami-Dade Transportation Planning Organization
FDOT

#MiamiSMARTplan

www.miamismartplan.com

# South Corridor Rapid Transit Project/*Proyecto del Corredor del sur de Tránsito Rápido*
## Corridor Workshops/*Talleres de Corredores*
## COMMENT CARD/*HOJA DE COMENTARIOS*

**Which workshop are you attending?/*¿A cuál taller está asistiendo usted?***

☐ **The Falls - Monday, October 23, 2017**
***lunes 23 de octubre de 2017***

☑ **Southland Mall - Wednesday, October 25, 2017**
***miércoles 25 de octubre de 2017***

#1. It's absurd for a modern RTS to stop for vehicular traffic. If that means raising transit across roadways intersecting the Transitway; Then please do it. You Must do it!
#2. Where did the ½¢ billion of addl sales tax to pay for new (not existing) transit go?
#3. Consider emergency vehicle usage
#4. If taxes honestly need to be raised, then explain to the public why, & have the will to do it. Then be a good Steward of our money. We are not all up-in-arms raising taxes. We just want our $$ to be well spent.
#5 Consider on-call autonomous vehicles for home to station pick-up (driverless)
#6 Thank you to those among st you who are working diligently on this project.

MIAMI-DADE COUNTY
TPO Miami-Dade Transportation Planning Organization
FDOT

**Name/**
***Nombre:***

**Address/**
***Dirección:***

**Email/**
***Correo Electrónico:***

**Phone/**
***Teléfono:***

#MiamiSMARTplan

www.miamismartplan.com


# South Corridor Rapid Transit Project/*Proyecto del Corredor del sur de Tránsito Rápido*
## Corridor Workshops/*Talleres de Corredores*
## COMMENT CARD/*HOJA DE COMENTARIOS*

**Which workshop are you attending?/*¿A cuál taller está asistiendo usted?***

☐ **The Falls - Monday, October 23, 2017**
***lunes 23 de octubre de 2017***

☑ **Southland Mall - Wednesday, October 25, 2017**
***miércoles 25 de octubre de 2017***


Buses from neighborhood to Metro rail must adhere to planned schedule. Avoid no show of buses and be ~~on time~~ on time. (Example 287 route)

MIAMI-DADE COUNTY
TPO Miami-Dade Transportation Planning Organization
FDOT

**Name/**
***Nombre:*** Virgilio Marquina

**Address/**
***Dirección:*** 21045W 92 PL C.Bay 33189

**Email/**
***Correo Electrónico:***

**Phone/**
***Teléfono:***


#MiamiSMARTplan

www.miamismartplan.com

## South Corridor Rapid Transit Project/*Proyecto del Corredor del sur de Tránsito Rápido*
## Corridor Workshops/*Talleres de Corredores*
## COMMENT CARD/*HOJA DE COMENTARIOS*

**Which workshop are you attending?/*¿A cuál taller está asistiendo usted?***

☐ **The Falls - Monday, October 23, 2017**
***lunes 23 de octubre de 2017***

☒ **Southland Mall - Wednesday, October 25, 2017**
***miércoles 25 de octubre de 2017***

these were All BAD option, Expand Metrorail is Best option.

MIAMI-DADE COUNTY

TPO Miami-Dade Transportation Planning Organization

FDOT

**Name/**
***Nombre:*** ORLANDO MARTINEZ

**Address/**
***Dirección:*** 18333 SW 114 CT

**Email/**
***Correo Electrónico:*** mangonuts@hotmail.com

**Phone/**
***Teléfono:*** 305-234-3746

#MiamiSMARTplan

www.miamismartplan.com


## South Corridor Rapid Transit Project/*Proyecto del Corredor del sur de Tránsito Rápido*
## Corridor Workshops/*Talleres de Corredores*
## COMMENT CARD/*HOJA DE COMENTARIOS*

**Which workshop are you attending?/*¿A cuál taller está asistiendo usted?***


☐ **The Falls - Monday, October 23, 2017**
***lunes 23 de octubre de 2017***

☑ **Southland Mall - Wednesday, October 25, 2017**
***miércoles 25 de octubre de 2017***

Estoy totalmente de acuerdo con el proyecto para el bien de la comunidad


MIAMI-DADE COUNTY

TPO Miami-Dade Transportation Planning Organization

FDOT


**Name/**
***Nombre:*** JAIME AVELLAN

**Address/**
***Dirección:*** 10721 S.W. 151 St.

**Email/**
***Correo Electrónico:*** javellan5430@comcast.net

**Phone/**
***Teléfono:*** 786-543-0965


#MiamiSMARTplan

www.miamismartplan.com

## South Corridor Rapid Transit Project/*Proyecto del Corredor del sur de Tránsito Rápido*
## Corridor Workshops/*Talleres de Corredores*
## COMMENT CARD/*HOJA DE COMENTARIOS*

**Which workshop are you attending?/*¿A cuál taller está asistiendo usted?***

☐ **The Falls - Monday, October 23, 2017**
***lunes 23 de octubre de 2017***

☒ **Southland Mall - Wednesday, October 25, 2017**
***miércoles 25 de octubre de 2017***

MIAMI-DADE COUNTY

TPO Miami-Dade Transportation Planning Organization

FDOT

**Name/**
***Nombre:*** Carmen Avellán

**Address/**
***Dirección:*** 10721 SW. 151 ST. Miami, FL. 33176

**Email/**
***Correo Electrónico:*** javellan5430@comcast.net

**Phone/**
***Teléfono:*** 786-543-1285

#MiamiSMARTplan

www.miamismartplan.com


## South Corridor Rapid Transit Project/*Proyecto del Corredor del sur de Tránsito Rápido*
## Corridor Workshops/*Talleres de Corredores*
## COMMENT CARD/*HOJA DE COMENTARIOS*

**Which workshop are you attending?/*¿A cuál taller está asistiendo usted?***

☐ **The Falls - Monday, October 23, 2017**
***lunes 23 de octubre de 2017***

☑ **Southland Mall - Wednesday, October 25, 2017**
***miércoles 25 de octubre de 2017***


Good layout for sharing information

MIAMI-DADE COUNTY

TPO Miami-Dade Transportation Planning Organization

FDOT

**Name/**
***Nombre:*** Rick Stauts

**Address/**
***Dirección:*** 404 W. Palm Dr Florida City

**Email/** rstauts@
***Correo Electrónico:*** floridacityfl.gov

**Phone/**
***Teléfono:*** 305-247-8221

#MiamiSMARTplan

www.miamismartplan.com

## South Corridor Rapid Transit Project/*Proyecto del Corredor del sur de Tránsito Rápido*
## Corridor Workshops/*Talleres de Corredores*
## COMMENT CARD/*HOJA DE COMENTARIOS*

**Which workshop are you attending?/*¿A cuál taller está asistiendo usted?***

☐ **The Falls - Monday, October 23, 2017**
***lunes 23 de octubre de 2017***

☑ **Southland Mall - Wednesday, October 25, 2017**
***miércoles 25 de octubre de 2017***

The merge of the buses 35 & 70 will only created more of a mess. The riders will not be able to travel from the eastside of Homestead - three goulds many angry riders

MIAMI-DADE COUNTY

TPO Miami-Dade Transportation Planning Organization

FDOT

**Name/**
***Nombre:*** Celeste Washington

**Address/**
***Dirección:*** 11261 S.W. 220 st

**Email/**
***Correo Electrónico:***

**Phone/**
***Teléfono:*** 305-232-0861

#MiamiSMARTplan

www.miamismartplan.com


## South Corridor Rapid Transit Project/*Proyecto del Corredor del sur de Tránsito Rápido*
## Corridor Workshops/*Talleres de Corredores*
## COMMENT CARD/*HOJA DE COMENTARIOS*

**Which workshop are you attending?/*¿A cuál taller está asistiendo usted?***

☐ **The Falls - Monday, October 23, 2017**
***lunes 23 de octubre de 2017***

☑ **Southland Mall - Wednesday, October 25, 2017**
***miércoles 25 de octubre de 2017***


amenities should include wifi


MIAMI-DADE COUNTY

TPO Miami-Dade Transportation Planning Organization

FDOT


**Name/**
***Nombre:***

**Address/**
***Dirección:***

**Email/**
***Correo Electrónico:***

**Phone/**
***Teléfono:***


#MiamiSMARTplan

www.miamismartplan.com

# South Corridor Rapid Transit Project/*Proyecto del Corredor del sur de Tránsito Rápido*
## Corridor Workshops/*Talleres de Corredores*
## COMMENT CARD/*HOJA DE COMENTARIOS*

**Which workshop are you attending?/*¿A cuál taller está asistiendo usted?***

☐ **The Falls - Monday, October 23, 2017**
***lunes 23 de octubre de 2017***

☑ **Southland Mall - Wednesday, October 25, 2017**
***miércoles 25 de octubre de 2017***

MIAMI-DADE COUNTY

TPO Miami-Dade Transportation Planning Organization

FDOT

**Name/**
***Nombre:*** BRAD BROWN

**Address/**
***Dirección:*** 112 66 SW 166 TER 33157

**Email/**
***Correo Electrónico:*** JABARTBRAD@AOL.COM

**Phone/**
***Teléfono:*** 305 336 5164

#MiamiSMARTplan

www.miamismartplan.com

WWW.NAACP.ORG

# NAACP

National Association For The Advancement of Colored People

P.O. Box 540315 - Opa Locka, Florida 33054

Dr. Shirley Bailey Johnson President

www.miamidadenaacp.com

https://www.facebook.com/MiamiDadeCountyNaacpBranch

October 25, 2017

Miami Dade NAACP

Position re South Dade Transit

The Miami Dade Branch of the NAACP strongly supports the fulfillment of the commitment to extend metrorail to Florida City. However the transit issue is broader than just building metrorail on the current busway. For metrorail to have optimal use, there must be efficient feeder patters from residential areas and currently numerous Black communities do not have easy access. Lower income areas in general must be a priority as they are less likely to have cars to drive to the park and ride areas or have someone who can drive them there. The development of the Metrorail line and stops must provide opportunities for Black workers and contractors. A common South Dade complaint is that building goes on in Black communities' bur no Black persons are seen at the construction sites. Furthermore the metrorail will create economic and housing opportunities. The planning for these must be inclusive, unlike the recent building of a four story homeless housing apartment building in a single family home Black residential area near the busway in Goulds that residents became aware of when ground was broken next to their backyards. Again no Black workers were seen. The NAACP wants the neighborhoods involved in the planning at all stages (not limited to a charet held years before building starts) and in the economic benefits of jobs both in the construction and post construction stages.

# Corridor Workshop #3:

# Sign- In Sheets

MIAMI-DADE COUNTY

# Department of Transportation and Public Works (DTPW)
## South Corridor Workshop No. 3
### Elected Officials Sign-In Sheet

| PROJECT | VENUE | DATE AND TIME |
|---|---|---|
| South Corridor Rapid Transit Project<br>South Dade Transitway from SW 344th Street<br>to the Dadeland South Metrorail Station | Miami Dade College Homestead Campus<br>500 College Terrace (Building F - Room F222)<br>Homestead, FL 33030 | 6:00 p.m. to 8:00 p.m.<br>Tuesday, December 12, 2017 |

| Name | Representing (Name of business or group) | Address | Phone Number | E-mail address |
|---|---|---|---|---|
| Jessica Rodriguez | | 26423 SW 135th Ct | (786)339-6038 | Jessica.Rodriguez095@mymdc.net |
| Ayman Elbermany | DTPW / TED | 111 NW 1 St, Miami, F | (305) 375-2030 | ayman@miamidade.gov |
| Jose Rene Inciarte | Red. | 24420 S. Dixie Hwy | 7/ 534-6802 | Red/mudmarketVillage@yahoo.com |
| | | | | |
| | | | | |
| | | | | |
| | | | | |
| | | | | |
| | | | | |
| | | | | |

MIAMI-DADE COUNTY

# Department of Transportation and Public Works (DTPW)
## South Corridor Workshop No. 3
## Elected Officials Sign-In Sheet

**PROJECT**

South Corridor Rapid Transit Project
South Dade Transitway from SW 344th Street
to the Dadeland South Metrorail Station

**VENUE**

Miami Dade College Homestead Campus
500 College Terrace (Building F - Room F222)
Homestead, FL 33030

**DATE AND TIME**

6:00 p.m. to 8:00 p.m.
Tuesday, December 12, 2017

| Name | Representing (Name of business or group) | Address | Phone Number | E-mail address |
|---|---|---|---|---|
| Alan Brick-Turin | FDOT | 1000 NW 111th Ave | (305) 470 5102 | alan.brick-turin@dot.state.fl.us |
| Kevin Chambliss | Commissioner Moss | — | 305 | Kevinc@miamidade.gov |
| | | | | |
| | | | | |
| | | | | |
| | | | | |
| | | | | |
| | | | | |
| | | | | |
| | | | | |

# Department of Transportation and Public Works (DTPW)
## South Corridor Workshop No. 3
### Sign-In Sheet

**PROJECT**

South Corridor Rapid Transit Project
South Dade Transitway from SW 344th Street
to the Dadeland South Metrorail Station

**VENUE**

Miami Dade College Homestead Campus
500 College Terrace (Building F - Room F222)
Homestead, FL 33030

**DATE AND TIME**

6:00 p.m. to 8:00 p.m.
Tuesday, December 12, 2017

| Name | Representing (Name of business or group) | Address | Phone Number | E-mail address |
|---|---|---|---|---|
| Steve Turner | — | 16296 SW 88 Ave Rd Palmetto Bay | | |
| Sofia Urquiaga | — | 24642 SW 106th PL | (786) 365-3744 | suzqu3093@ciecambridge.org |
| Alvarez, Isaac | | 30715 SW 155 Ct Homestead, FL 33033 | (205) 849-4203 | Isaac.Alvarez0213@gmail.com |
| Nicholas Baugh | — | 2840 NE 41ST R HOMESTEAD, FL 33033 | 786-970-0621 | nicholasbaugh1@hotmail.com |
| Ketiv Dumond | — | 30547 SW 186th Homestead FL | 7865168833 | Ketiv1dumond@yahoo.com |
| Maria Rodriguez | | 27504 SW 140 AV. Homestead FL. | 7867902446 | clemenciaSuz@yahoo.com. |
| Ayman Elbermawy | | 111 NW 1 St, Miami, FL 33032 | 305-375-2030 | ayman@miamidade.gov |
| Andrew Montgomery | — | 12948 Isla Drive, Homestead, FL 33033 | (305) 736-4570 | andrewmontgomery64@gmail.com |
| Mary Williams | | 10154 S.W. 78 Ct. 33156 | 305 274-6491 | |
| BRUCE FOERSTER | TAX PAYER | 9411 SW 227 ST TERRACE CUTLER BAY LF | 3053583232 | bsf@southbeachcapital.com |

MIAMI-DADE COUNTY

# Department of Transportation and Public Works (DTPW)
## South Corridor Workshop No. 3
### Sign-In Sheet

| PROJECT | VENUE | DATE AND TIME |
|---|---|---|
| South Corridor Rapid Transit Project<br>South Dade Transitway from SW 344th Street<br>to the Dadeland South Metrorail Station | Miami Dade College Homestead Campus<br>500 College Terrace (Building F - Room F222)<br>Homestead, FL 33030 | 6:00 p.m. to 8:00 p.m.<br>Tuesday, December 12, 2017 |

| Name | Representing (Name of business or group) | Address | Phone Number | E-mail address |
|---|---|---|---|---|
| Cathy LaManna | | 27601 SW 120nd Ct | 5178799865 | Cathlamanna@gmail.com |
| Alwyn French | | 1735 SW 4th Street | 786-302-3186 | Alwyn French ss@gmail.com |
| John J. Nicholson | | 413 N. Granville Ave P.B. Fl 32418<br>5330 SW 99 Ave Mia. Fl 33165 | 786 457 9379 | Ø |
| Corey Gold | | 16221 SW 287 St Homestead | 305 321 0433 | coremad46@yahoo.com |
| Norman Hodge | | 205 SE 7th Rd Homestead | 305 999 5169 | nhodgejr@gmail.com |
| Abraham Hutz | | 557 SE 32ND TERR, Homestead | 913 954 1976 | Elative Solutions@outlook.com |
| Sean McCrackino | Commissioner Levine | Cava | 3/3755218 | mccras@miamidade.gov. |
| monique nunez | | 19800 SW 180th Ave | 786-817-5845 | monique.nunez001@mymdc.net |
| Sebastian Gonzalez | | 25470 SW 137 Ave | 305-316-6196 | sgonzalez.sg34567@gmail.com |
| Leonardo Joseph | | 138 NW 2nd St | 305-410-4256 | Leon.jose406@gmail.com |

MIAMI-DADE COUNTY

# Department of Transportation and Public Works (DTPW)
## South Corridor Workshop No. 3
### Sign-In Sheet

| PROJECT | VENUE | DATE AND TIME |
|---|---|---|
| South Corridor Rapid Transit Project<br>South Dade Transitway from SW 344th Street<br>to the Dadeland South Metrorail Station | Miami Dade College Homestead Campus<br>500 College Terrace (Building F - Room F222)<br>Homestead, FL 33030 | 6:00 p.m. to 8:00 p.m.<br>Tuesday, December 12, 2017 |

| Name | Representing (Name of business or group) | Address | Phone Number | E-mail address |
|---|---|---|---|---|
| Sharon Gold | Chamber + Chapman Partnership | 28205 SW 124 Ct 33033 | 305 416 7107 | sgold@chapmanpartnership.org |
| Jemma Peterson | | 365 NE 36th Avenue Rd | 305-972-5440 | jpeterson@zoomiami.org |
| Emmanuel Triqueros | | 50 SW 6th Avenue Apt #502 | (786)349-8588 | etriqueros.14@gmail.com |
| Suzanne Lopez | | 3370 NE 14 St. | (305) 457-8946 | sulopez@gmail.com |
| *Yudier Acosta | | 111 NW 1st Miami FL 33128 | (305) 375-2030 | Yudier@miamidade.gov. |
| JAMES A WILLIAMS | School Leadership Service SELF | 10134 SW 78 Ct 33156 | 305.519.6064 | schoolleaderjw@gmail.com |
| José R. Cruz | | 1585 SE 28 PL 33035 | 786-614-3181 | Cruzj570@Gmail.com |
| Stephen Maxwell | | 7420 SW 140th Terr. | 856 392 5311 | kettickrossings@outlook.com |
| Elisa | | 19780 SW 177 ave | 786 608 2823 | elisariver01957@gmail.com |
| | | | | |

# Department of Transportation and Public Works (DTPW)
## South Corridor Workshop No. 3
### Sign-In Sheet

**PROJECT**

South Corridor Rapid Transit Project
South Dade Transitway from SW 344th Street
to the Dadeland South Metrorail Station

**VENUE**

Miami Dade College Homestead Campus
500 College Terrace (Building F - Room F222)
Homestead, FL 33030

**DATE AND TIME**

6:00 p.m. to 8:00 p.m.
Tuesday, December 12, 2017

| Name | Representing (Name of business or group) | Address | Phone Number | E-mail address |
|---|---|---|---|---|
| * Claudia Zamora | Hampton Inn Courtyard Townplace Suites | | 305 248 2001 | claudia.zamora@marriott.com |
| Samantha Rivera | | 824 E HOWRY DR APT #1216 | 305 420 8614 | Samantha.Rivera07@mymdc.net |
| Yudiel Acosta | PWWM | 111 NW 1st Miami FL 33128 | (305) 375-2030 | Yudies@miamidade.gov |
| Dora Infante | | | | |
| GERARD BARRETO | Home | 25632 SW 139th Ct 33032 | 786-218-7658 | beachathome@gmail.com |
| | | | | |
| | | | | |
| | | | | |
| | | | | |
| | | | | |

# Department of Transportation and Public Works (DTPW)
## South Corridor Workshop No. 3
### Sign-In Sheet

**PROJECT**

South Corridor Rapid Transit Project
South Dade Transitway from SW 344th Street
to the Dadeland South Metrorail Station

**VENUE**

Miami Dade College Homestead Campus
500 College Terrace (Building F - Room F222)
Homestead, FL 33030

**DATE AND TIME**

6:00 p.m. to 8:00 p.m.
Tuesday, December 12, 2017

| Name | Representing (Name of business or group) | Address | Phone Number | E-mail address |
|---|---|---|---|---|
| Marvin Prac | | 305 NW 2 Ave. 305 NW 2 Av | 786-728-3606. | — |
| Susel Viera | | 15431 SW 294th TR Homestead Fl 33033 | 7864581864 | suselviera@yahoo.com. |
| Andrea Barrios | | 18605 SW 260 St Homestead, FL 33031 | 786-205-8937 | andreabarrios19@gmail.com |
| KristinMaxwell | | 7355 SW 89th St #520N Miami 33156 | 609-969-8325 | njkmaxwell@outlook.com |
| Roxy Acevedo | | 13270 SW 254 Terrace 33032 | 305 910 9203 | — |
| | | | | |
| | | | | |
| | | | | |
| | | | | |
| | | | | |

MIAMI-DADE COUNTY

# Department of Transportation and Public Works (DTPW)
## South Corridor Workshop No. 3
### Staff Sign-In Sheet

**PROJECT**

South Corridor Rapid Transit Project
South Dade Transitway from SW 344th Street
to the Dadeland South Metrorail Station

**VENUE**

Miami Dade College Homestead Campus
500 College Terrace (Building F - Room F222)
Homestead, FL 33030

**DATE AND TIME**

6:00 p.m. to 8:00 p.m.
Tuesday, December 12, 2017

| Name | Representing (Name of business or group) | Address | Phone Number | E-mail address |
|---|---|---|---|---|
| Natacha Placide | Creativision Media | 633 NE 167 Street | 305-944-7564 | nplacide@creativisionmedia.com |
| Sonia Flowers | Creativision Media | 633 NE 167 street | (305) 300-0127 | soniaflowers@yahoo.com. |
| Ed Palacio | AECOM | 7650 Corporate Center Dr. Suite 400 | 305 513 3502 | ed.palacio@aecom.com |
| Alex David | Calvin Giordano | 10800 Biscayne Blvd Suite 950 Miami, FL 33161 | 786 514-0121 | adavid@cgasolutions.com |
| Laura Chernay | AECOM | 7650 NW 19st #400 | 305.514.2426 | Laura.Chernay@aecom.com |
| Andrew Davis-Lockward | AECOM | | | andrew.davis-lockward@aECOM.com |
| ETHAN LOUBRIEL | AECOM | | | |
| John Kuura | AECOM | | | |
| ~~Jie Brian~~ ~~Jie Brian~~ | DTPW | 701 NW 1st Ct. Miami | 786-469~~5745~~ | jie.brian@miamidade.gov |
| Brian Smart | AECOM | | | |

MIAMI-DADE COUNTY

# Department of Transportation and Public Works (DTPW)
## South Corridor Workshop No. 3
### Staff Sign-In Sheet

**PROJECT**

South Corridor Rapid Transit Project
South Dade Transitway from SW 344th Street
to the Dadeland South Metrorail Station

**VENUE**

Miami Dade College Homestead Campus
500 College Terrace (Building F - Room F222)
Homestead, FL 33030

**DATE AND TIME**

6:00 p.m. to 8:00 p.m.
Tuesday, December 12, 2017

| Name | Representing (Name of business or group) | Address | Phone Number | E-mail address |
|---|---|---|---|---|
| Jeannine Gaslonde | MDTPO | Downtown | 305-375-1739 | Jeannine.Gaslonde@mdtpo.org. |
| Charesse Chester | | 6333 NE 167 St | 3059447564 | cchester@creativesunsmedia.com |
| Karla Damian | DTPW | | | KDamian@miamidade.gov |
| | | | | |
| | | | | |
| | | | | |
| | | | | |
| | | | | |
| | | | | |
| | | | | |

# Corridor Workshop #3:

# Comment Cards

# South Corridor Rapid Transit Project/*Proyecto del Corredor del sur de Tránsito Rápido*
## Corridor Workshops/*Talleres de Corredores*
## COMMENT CARD/*HOJA DE COMENTARIOS*

☐ **Miami Dade College Homestead Campus - Tuesday, December 12, 2017**

***martes, 12 de diciembre de 2017***

I know it's expensive but ignoring the elephant in the room will not make it go away. All your options stop traffic and increase east/west congestion. 5-70 different funding options w/ Limited Expressway I/S Rail DART 5 & 104/112 I-95 TRI-RAIL 836 — 836-168(18A) — 184 to 200 etc

**Name/** ***Nombre:*** John J. Nicholson

**Address/** ***Dirección:*** 413 N. Crawford Ave D. B. FL 32118
5330 SW 95 Ave M.M. FL 33165

**Email/** ***Correo Electrónico:*** Ø

**Phone/** ***Teléfono:*** 786 457 9375

MIAMI-DADE COUNTY

TPO Miami-Dade Transportation Planning Organization

FDOT

#MiamiSMARTplan

www.miamismartplan.com


# South Corridor Rapid Transit Project/*Proyecto del Corredor del sur de Tránsito Rápido*
## Corridor Workshops/*Talleres de Corredores*
## COMMENT CARD/*HOJA DE COMENTARIOS*

☐ **Miami Dade College Homestead Campus - Tuesday, December 12, 2017**

***martes, 12 de diciembre de 2017***


**Name/** ***Nombre:*** Leonarda Joseph

**Address/** ***Dirección:*** 138 NW 2nd St

**Email/** ***Correo Electrónico:*** Leonjose406@gmail.com

**Phone/** ***Teléfono:*** 305-910-9256


MIAMI-DADE COUNTY

TPO Miami-Dade Transportation Planning Organization

FDOT

#MiamiSMARTplan

www.miamismartplan.com

# South Corridor Rapid Transit Project/*Proyecto del Corredor del sur de Tránsito Rápido*
# Corridor Workshops/*Talleres de Corredores*
# COMMENT CARD/*HOJA DE COMENTARIOS*

☑ **Miami Dade College Homestead Campus - Tuesday, December 12, 2017**

***martes, 12 de diciembre de 2017***

MIAMI-DADE COUNTY

TPO Miami-Dade Transportation Planning Organization

FDOT

**Name/**
***Nombre:*** Elisa Rivera

**Address/**
***Dirección:*** 19780 SW 177 ave

**Email/**
***Correo Electrónico:*** elisarivera1957@gmail.com

**Phone/**
***Teléfono:*** 786 6082823

#MiamiSMARTplan

www.miamismartplan.com


# South Corridor Rapid Transit Project/*Proyecto del Corredor del sur de Tránsito Rápido*
# Corridor Workshops/*Talleres de Corredores*
# COMMENT CARD/*HOJA DE COMENTARIOS*

☑ **Miami Dade College Homestead Campus - Tuesday, December 12, 2017**

***martes, 12 de diciembre de 2017***

MIAMI-DADE COUNTY

TPO Miami-Dade Transportation Planning Organization

FDOT


**Name/**
***Nombre:*** Nicholas Bauer

**Address/**
***Dirección:*** 2840 NE 45th Road, Homestead, FL 33033

**Email/**
***Correo Electrónico:*** nicholasbauer1@hotmail.com

**Phone/**
***Teléfono:*** 786-972-0621


#MiamiSMARTplan

www.miamismartplan.com

# South Corridor Rapid Transit Project/*Proyecto del Corredor del sur de Tránsito Rápido*
## Corridor Workshops/*Talleres de Corredores*
## COMMENT CARD/*HOJA DE COMENTARIOS*

☑ **Miami Dade College Homestead Campus - Tuesday, December 12, 2017**

***martes, 12 de diciembre de 2017***

MIAMI-DADE COUNTY

TPO Miami-Dade Transportation Planning Organization

FDOT

**Name/**
***Nombre:*** Monique Nunez

**Address/**
***Dirección:*** 9800 SW 180th Ave Miami, FL 33187

**Email/**
***Correo Electrónico:*** monique.nunez001@mdc.net

**Phone/**
***Teléfono:*** 786 817-5845

#MiamiSMARTplan

www.miamismartplan.com


# South Corridor Rapid Transit Project/*Proyecto del Corredor del sur de Tránsito Rápido*
## Corridor Workshops/*Talleres de Corredores*
## COMMENT CARD/*HOJA DE COMENTARIOS*


☒ **Miami Dade College Homestead Campus - Tuesday, December 12, 2017**

***martes, 12 de diciembre de 2017***

Please be sure to have stations for purchasing tkts which would be easy for people to access

MIAMI-DADE COUNTY

TPO Miami-Dade Transportation Planning Organization

FDOT

**Name/**
***Nombre:*** Corey Gold

**Address/**
***Dirección:*** 16221 SW 287 St Homestead 33033

**Email/**
***Correo Electrónico:*** COREMA46@YAHOO.COM

**Phone/**
***Teléfono:*** 3053210433

#MiamiSMARTplan

www.miamismartplan.com

## South Corridor Rapid Transit Project/*Proyecto del Corredor del sur de Tránsito Rápido*
## Corridor Workshops/*Talleres de Corredores*
## COMMENT CARD/*HOJA DE COMENTARIOS*

☑ **Miami Dade College Homestead Campus - Tuesday, December 12, 2017**

***martes, 12 de diciembre de 2017***

- storage @ HARB - DISTANCE + TRAVEL TO RAIL
- ACCESS to passes - where to purchase DOWN South

MIAMI-DADE COUNTY

TPO Miami-Dade Transportation Planning Organization

FDOT

**Name/**
***Nombre:*** Sharon Gold

**Address/**
***Dirección:*** 28205 SW 124 Ct 33033

**Email/**
***Correo Electrónico:*** sgold@chapmanpartnership.org

**Phone/**
***Teléfono:*** 305 416 7107

#MiamiSMARTplan

www.miamismartplan.com


## South Corridor Rapid Transit Project/*Proyecto del Corredor del sur de Tránsito Rápido*
## Corridor Workshops/*Talleres de Corredores*
## COMMENT CARD/*HOJA DE COMENTARIOS*


☒ **Miami Dade College Homestead Campus - Tuesday, December 12, 2017**

***martes, 12 de diciembre de 2017***


MIAMI-DADE COUNTY

TPO Miami-Dade Transportation Planning Organization

FDOT


**Name/**
***Nombre:*** Emmanuel Trigueros

**Address/**
***Dirección:*** 50 SW 6th Ave. Apt #502

**Email/**
***Correo Electrónico:*** etrigueros.14@gmail.com

**Phone/**
***Teléfono:*** 786) 349-6588


#MiamiSMARTplan

www.miamismartplan.com

## South Corridor Rapid Transit Project/*Proyecto del Corredor del sur de Tránsito Rápido*
## Corridor Workshops/*Talleres de Corredores*
## COMMENT CARD/*HOJA DE COMENTARIOS*

☒ **Miami Dade College Homestead Campus - Tuesday, December 12, 2017**

***martes, 12 de diciembre de 2017***

Implement local lines into the new system (i.e. allow local buses access to Transitway

**Name/**
***Nombre:*** Emmanuel Trigueros

**Address/**
***Dirección:*** 50 SW 6th Ave. Apt. 502

**Email/**
***Correo Electrónico:*** etrigueros.14@gmail.com

**Phone/**
***Teléfono:*** 786 349-0588

MIAMI-DADE COUNTY

TPO Miami-Dade Transportation Planning Organization

FDOT

#MiamiSMARTplan

www.miamismartplan.com


## South Corridor Rapid Transit Project/*Proyecto del Corredor del sur de Tránsito Rápido*
## Corridor Workshops/*Talleres de Corredores*
## COMMENT CARD/*HOJA DE COMENTARIOS*


☐ **Miami Dade College Homestead Campus - Tuesday, December 12, 2017**

***martes, 12 de diciembre de 2017***

Would like to see overhead rails.

**Name/**
***Nombre:*** Manuel Gerardo Barreto

**Address/**
***Dirección:*** 25632 SW 138th Ct, Homestead, Fl. 33032

**Email/**
***Correo Electrónico:*** Bpachathome@gmail.com

**Phone/**
***Teléfono:*** 786-218-7658


MIAMI-DADE COUNTY

TPO Miami-Dade Transportation Planning Organization

FDOT

#MiamiSMARTplan

www.miamismartplan.com

## South Corridor Rapid Transit Project/*Proyecto del Corredor del sur de Tránsito Rápido*
## Corridor Workshops/*Talleres de Corredores*
## COMMENT CARD/*HOJA DE COMENTARIOS*

☐ **Miami Dade College Homestead Campus - Tuesday, December 12, 2017**

***martes, 12 de diciembre de 2017***

Great information, great Speakers, continue the good work
Look into bus/or pass into, also park & ride areas

MIAMI-DADE COUNTY

TPO Miami-Dade Transportation Planning Organization

FDOT

**Name/**
***Nombre:*** Abraham Huite

**Address/**
***Dirección:*** 557 SE 32ND Terrace

**Email/** ***Correo Electrónico:*** Elative Solutions@outlook.com

**Phone/**
***Teléfono:*** 9133541976

#MiamiSMARTplan

www.miamismartplan.com

## South Corridor Rapid Transit Project/*Proyecto del Corredor del sur de Tránsito Rápido*
## Corridor Workshops/*Talleres de Corredores*
## COMMENT CARD/*HOJA DE COMENTARIOS*

☒ **Miami Dade College Homestead Campus - Tuesday, December 12, 2017**

***martes, 12 de diciembre de 2017***

Getting here was a pain!
Finding the meeting room left much to be desired F

MIAMI-DADE COUNTY

TPO Miami-Dade Transportation Planning Organization

FDOT

**Name/**
***Nombre:*** James A. Williams

**Address/**
***Dirección:*** 10134 SW 78 Ct 33156

**Email/** ***Correo Electrónico:*** ymm.law@gmail.com

**Phone/**
***Teléfono:*** 305.519.6064

#MiamiSMARTplan

www.miamismartplan.com

## South Corridor Rapid Transit Project/*Proyecto del Corredor del sur de Tránsito Rápido*
## Corridor Workshops/*Talleres de Corredores*
## COMMENT CARD/*HOJA DE COMENTARIOS*

☑ **Miami Dade College Homestead Campus - Tuesday, December 12, 2017**
***martes, 12 de diciembre de 2017***

Please consider options for solar energy wherever applicable, including the stations and whatever vehicle option is chosen.

MIAMI-DADE COUNTY
TPO Miami-Dade Transportation Planning Organization
FDOT

**Name/**
***Nombre:*** Andrew Montgomery

**Address/**
***Dirección:*** 1298 Kia Drive

**Email/**
***Correo Electrónico:*** andrewmontgomery64@gmail.com

**Phone/**
***Teléfono:*** (305) 726-4570

#MiamiSMARTplan

www.miamismartplan.com


## South Corridor Rapid Transit Project/*Proyecto del Corredor del sur de Tránsito Rápido*
## Corridor Workshops/*Talleres de Corredores*
## COMMENT CARD/*HOJA DE COMENTARIOS*


☑ **Miami Dade College Homestead Campus - Tuesday, December 12, 2017**
***martes, 12 de diciembre de 2017***

I wish the route 70 will continue to run because I go to work2 and back home, and that's my only exit.


MIAMI-DADE COUNTY
TPO Miami-Dade Transportation Planning Organization
FDOT


**Name/**
***Nombre:*** Alwyn French

**Address/**
***Dirección:*** 1735 SW 4th Street Homestead Fla 33030

**Email/**
***Correo Electrónico:*** Alwynfrenchesq@gmail.com

**Phone/**
***Teléfono:*** 786-302-3186


#MiamiSMARTplan

www.miamismartplan.com

# South Corridor Rapid Transit Project/*Proyecto del Corredor del sur de Tránsito Rápido*
## Corridor Workshops/*Talleres de Corredores*
## COMMENT CARD/*HOJA DE COMENTARIOS*

☒ **Miami Dade College Homestead Campus - Tuesday, December 12, 2017**

***martes, 12 de diciembre de 2017***

---

---

---

---

MIAMI-DADE COUNTY

TPO Miami-Dade Transportation Planning Organization

FDOT

**Name/**
***Nombre:*** Kristin Maxwell

**Address/**
***Dirección:*** 7355 SW 89th St, # 520N, Miami, FL 33156

**Email/** njkmaxwell@outlook.com **Phone/**
***Correo Electrónico:*** ***Teléfono:*** (609) 969-8325

#MiamiSMARTplan

www.miamismartplan.com


# South Corridor Rapid Transit Project/*Proyecto del Corredor del sur de Tránsito Rápido*
## Corridor Workshops/*Talleres de Corredores*
## COMMENT CARD/*HOJA DE COMENTARIOS*


☐ **Miami Dade College Homestead Campus - Tuesday, December 12, 2017**

***martes, 12 de diciembre de 2017***

---

---

---

---

MIAMI-DADE COUNTY

TPO Miami-Dade Transportation Planning Organization

FDOT

**Name/**
***Nombre:*** Claudia Zamora

**Address/**
***Dirección:***

**Email/** Claudia.zamora@marriott.com **Phone/**
***Correo Electrónico:*** ***Teléfono:*** 305 248 2001

#MiamiSMARTplan

www.miamismartplan.com

# South Corridor Rapid Transit Project/*Proyecto del Corredor del sur de Tránsito Rápido*
## Corridor Workshops/*Talleres de Corredores*
## COMMENT CARD/*HOJA DE COMENTARIOS*

☐ **Miami Dade College Homestead Campus - Tuesday, December 12, 2017**
***martes, 12 de diciembre de 2017***

Well-organized & presented

**Name/**
***Nombre:*** Stephen Maxwell

**Address/**
***Dirección:*** 7420 SW 140th Terrace

**Email/**
***Correo Electrónico:*** kellicknoshgr@outlook.com

**Phone/**
***Teléfono:*** 856 392 5311

MIAMI-DADE COUNTY
TPO Miami-Dade Transportation Planning Organization
FDOT

#MiamiSMARTplan
www.miamismartplan.com


# South Corridor Rapid Transit Project/*Proyecto del Corredor del sur de Tránsito Rápido*
## Corridor Workshops/*Talleres de Corredores*
## COMMENT CARD/*HOJA DE COMENTARIOS*


☒ **Miami Dade College Homestead Campus - Tuesday, December 12, 2017**
***martes, 12 de diciembre de 2017***

**Name/**
***Nombre:*** Maria C. Rodriguez

**Address/**
***Dirección:*** 27504 SW 140 AV, Homestead Fl. 33032

**Email/**
***Correo Electrónico:*** clemenciasuz@yahoo.com

**Phone/**
***Teléfono:*** 7862902446


MIAMI-DADE COUNTY
TPO Miami-Dade Transportation Planning Organization
FDOT

#MiamiSMARTplan
www.miamismartplan.com

# South Corridor Rapid Transit Project/*Proyecto del Corredor del sur de Tránsito Rápido*
## Corridor Workshops/*Talleres de Corredores*
## COMMENT CARD/*HOJA DE COMENTARIOS*

☑ **Miami Dade College Homestead Campus - Tuesday, December 12, 2017**

***martes, 12 de diciembre de 2017***

Nicely done - engaging "tour-guides" - thanks for the outreach

**Name/**
***Nombre:*** BRUCE S. FOERSTER

**Address/**
***Dirección:*** 9111 SW 227th Terr, CUTLER BAY 33190

**Email/**
***Correo Electrónico:*** bsf@southbeachcapital.com

**Phone/**
***Teléfono:*** 305 358 3232

MIAMI-DADE COUNTY
TPO Miami-Dade Transportation Planning Organization
FDOT

#MiamiSMARTplan

www.miamismartplan.com


# South Corridor Rapid Transit Project/*Proyecto del Corredor del sur de Tránsito Rápido*
## Corridor Workshops/*Talleres de Corredores*
## COMMENT CARD/*HOJA DE COMENTARIOS*


☐ **Miami Dade College Homestead Campus - Tuesday, December 12, 2017**

***martes, 12 de diciembre de 2017***

Being able to purchase passes near the stops versus going to publix or to the Metro-rail in order to obtain a pass.

**Name/**
***Nombre:*** Alvarez, Isaac

**Address/**
***Dirección:*** 30715 SW 155 Ct Homestead, FL 33033

**Email/**
***Correo Electrónico:*** Isaac.Alvarez0213@gmail.com

**Phone/**
***Teléfono:*** (305) 849-4703


MIAMI-DADE COUNTY
TPO Miami-Dade Transportation Planning Organization
FDOT

#MiamiSMARTplan

www.miamismartplan.com

# Corridor Workshops:

# Surveys and Results

# Land Use Types Along the Corridor?









**1-2 story mostly residential with nearby retail**

**3-4 story with more retail and commercial**

**6-8 story with integrated mixed uses**

**Dadeland South-like towers 20 + stories.**

# Which Mode Alternative do you Prefer ?

MIAMI-DADE COUNTY



Rapid Transit Service / Connected Autonomous Vehicles (RTS / CAV)



Light Rail Transit (LRT)



Heavy Rail Transit (HRT / Metrorail) At Grade



Connected Autonomous Vehicles (CAV)

SOUTH CORRIDOR www.miamismartplan.com #MiamiSMARTPlan

| | |  |  |  |  |
|---|---|---|---|---|---|
| 1 | **Which land use type along the corridor ?** | 1 - 2 Stories | 3 - 4 Stories | 6 - 8 Stories | 20 + Stories |
| The Falls (10-23-17) | | *6* | *6* | 2 | 2 |
| | | ***38%*** | ***38%*** | **13%** | **13%** |
| Southland Mall (10-25-17) | | 15 | 21 | 18 | 7 |
| | | **25%** | **34%** | **30%** | **11%** |
| MDC Homestead Campus (12-12-17) | | 2 | 2 | *8* | 6 |
| | | **11%** | **11%** | ***44%*** | **33%** |
| **Public Engagement Total Results** | | 23 | *29* | *28* | 15 |
| | | **24%** | ***31%*** | ***29%*** | **16%** |
| | | | | | |
| | | | | | |

| | |  |  |  |  |
|---|---|---|---|---|---|
| 2 | **Which mode alternative do you prefer ?** | Rapid Transit Service (RTS) | Light Rail Transit (LRT) | Heavy Rail Transit (HRT) / Metrorail | Connected Autonomous Vehicles (CAV) |
| The Falls (10-23-17) | | 6 | 7 | 5 | 2 |
| | | **30%** | **35%** | **25%** | **10%** |
| Southland Mall (10-25-17) | | 28 | 15 | 15 | 2 |
| | | **47%** | **25%** | **25%** | **3%** |
| MDC Homestead Campus (12-12-17) | | 11 | 13 | 5 | 3 |
| | | **34%** | **41%** | **16%** | **9%** |
| **Public Engagement Total Results** | | 45 | 35 | 25 | 7 |
| | | **40%** | **31%** | **22%** | **6%** |
| | | | | | |
| | | | | | |

# Corridor Workshops:

# Questionnaire and Results

**TRANSPORTATION AND PUBLIC WORKS**
**Office of the Director**
Overtown Transit Village
701 N.W. 1st Court • 17th Floor
Miami, Florida 33136-3922

South Corridor Rapid Transit Project

Please circle the number that corresponds to each of the following elements in how important they are to you.

1 = not at all important 5 = most important

1. Speed and frequency of service (One hour to Downtown Miami from Homestead)
   1 2 3 4 5

2. Avoiding noise and vibration impacts
   1 2 3 4 5

3. Comfortable and smooth ride
   1 2 3 4 5

4. Attractive station amenities (seating, air conditioning, informational kiosks, real-time vehicle arrival signs, covered walkways)
   1 2 3 4 5

5. Convenient park-and-ride opportunities
   1 2 3 4 5

6. No transfer at Dadeland South (One seat ride)
   1 2 3 4 5

7. Access to local attractions, schools, malls, parks and recreation
   1 2 3 4 5

8. Avoid making traffic worse on US-1 and cross streets (136th ST 152nd ST etc.)
   1 2 3 4 5

| 1. Speed and frequency of service (One hour to Downtown Miami from Homestead) | 1-Not Important | 2-Semi Important | 3-Important | 4-Very Important | 5-Most Important |
|---|---|---|---|---|---|
| The Falls (10-23-17) | 0 | 2 | 1 | 2 | 26 |
| | 0% | 6% | 3% | 6% | 84% |
| Southland Mall (10-25-17) | 1 | 0 | 4 | 4 | 65 |
| | 1% | 0% | 5% | 5% | 88% |
| MDC Homestead Campus (12-12-17) | 0 | 1 | 0 | 2 | 23 |
| | 0% | 4% | 0% | 8% | 88% |
| Public Engagement Total Results | 1 | 3 | 5 | 8 | 114 |
| | 1% | 2% | 4% | 6% | 87% |

| 2. Avoiding noise and vibration impacts | 1-Not Important | 2-Semi Important | 3-Important | 4-Very Important | 5-Most Important |
|---|---|---|---|---|---|
| The Falls (10-23-17) | 1 | 3 | 6 | 5 | 19 |
| | 3% | 9% | 18% | 15% | 56% |
| Southland Mall (10-25-17) | 2 | 6 | 13 | 18 | 34 |
| | 3% | 8% | 18% | 25% | 47% |
| MDC Homestead Campus (12-12-17) | 1 | 2 | 5 | 11 | 7 |
| | 4% | 8% | 19% | 42% | 27% |
| Public Engagement Total Results | 4 | 11 | 24 | 34 | 60 |
| | 3% | 8% | 18% | 26% | 45% |

| 3. Comfortable and smooth ride | 1-Not Important | 2-Semi Important | 3-Important | 4-Very Important | 5-Most Important |
|---|---|---|---|---|---|
| The Falls (10-23-17) | 0 | 2 | 2 | 8 | 19 |
| | 0% | 6% | 6% | 26% | 61% |
| Southland Mall (10-25-17) | 0 | 2 | 3 | 23 | 46 |
| | 0% | 3% | 4% | 31% | 62% |
| MDC Homestead Campus (12-12-17) | 0 | 1 | 1 | 13 | 11 |
| | 0% | 4% | 4% | 50% | 42% |
| Public Engagement Total Results | 0 | 5 | 6 | 44 | 76 |
| | 0% | 4% | 5% | 34% | 58% |

| 4. Attractive station amenities (seating, air conditioning, informational kiosks, real-time vehicle arrival signs, covered walkways) | 1-Not Important | 2-Semi Important | 3-Important | 4-Very Important | 5-Most Important |
|---|---|---|---|---|---|
| The Falls (10-23-17) | 0 | 1 | 5 | 8 | 17 |
| | 0% | 3% | 16% | 26% | 55% |
| Southland Mall (10-25-17) | 0 | 1 | 7 | 20 | 47 |
| | 0% | 1% | 9% | 27% | 63% |
| MDC Homestead Campus (12-12-17) | 0 | 2 | 3 | 12 | 9 |
| | 0% | 8% | 12% | 46% | 35% |
| Public Engagement Total Results | 0 | 4 | 15 | 40 | 73 |
| | 0% | 3% | 11% | 30% | 55% |

| 5. Convenient park-and-ride opportunities | 1-Not Important | 2-Semi Important | 3-Important | 4-Very Important | 5-Most Important |
|---|---|---|---|---|---|
| The Falls (10-23-17) | 2 | 0 | 3 | 5 | 22 |
| | 6% | 0% | 9% | 16% | 69% |
| Southland Mall (10-25-17) | 4 | 1 | 1 | 15 | 53 |
| | 5% | 1% | 1% | 20% | 72% |
| MDC Homestead Campus (12-12-17) | 1 | 1 | 1 | 9 | 14 |
| | 4% | 4% | 4% | 35% | 54% |
| Public Engagement Total Results | 7 | 2 | 5 | 29 | 89 |
| | 5% | 2% | 4% | 22% | 67% |
| | | | | | |
| | | | | | |

| 6. No transfer at Dadeland South (One seat ride) | 1-Not Important | 2-Semi Important | 3-Important | 4-Very Important | 5-Most Important |
|---|---|---|---|---|---|
| The Falls (10-23-17) | 3 | 1 | 2 | 11 | 15 |
| | 9% | 3% | 6% | 34% | 47% |
| Southland Mall (10-25-17) | 4 | 1 | 15 | 12 | 42 |
| | 5% | 1% | 20% | 16% | 57% |
| MDC Homestead Campus (12-12-17) | 2 | 2 | 6 | 6 | 9 |
| | 8% | 8% | 24% | 24% | 36% |
| Public Engagement Total Results | 9 | 4 | 23 | 29 | 66 |
| | 7% | 3% | 18% | 22% | 50% |
| | | | | | |
| | | | | | |

| 7. Access to local attractions, schools, malls, parks and recreation | 1-Not Important | 2-Semi Important | 3-Important | 4-Very Important | 5-Most Important |
|---|---|---|---|---|---|
| The Falls (10-23-17) | 2 | 0 | 1 | 10 | 19 |
| | 6% | 0% | 3% | 31% | 59% |
| Southland Mall (10-25-17) | 1 | 0 | 7 | 16 | 50 |
| | 1% | 0% | 9% | 22% | 68% |
| MDC Homestead Campus (12-12-17) | 2 | 0 | 1 | 6 | 17 |
| | 8% | 0% | 4% | 23% | 65% |
| Public Engagement Total Results | 5 | 0 | 9 | 32 | 86 |
| | 4% | 0% | 7% | 24% | 65% |

| 8. Avoid making traffic worse on US-1 and cross streets (136th ST 152nd ST etc.) | 1-Not Important | 2-Semi Important | 3-Important | 4-Very Important | 5-Most Important |
|---|---|---|---|---|---|
| The Falls (10-23-17) | 1 | 1 | 1 | 1 | 29 |
| | 3% | 3% | 3% | 3% | 88% |
| Southland Mall (10-25-17) | 0 | 0 | 1 | 6 | 67 |
| | 0% | 0% | 1% | 8% | 91% |
| MDC Homestead Campus (12-12-17) | 0 | 0 | 1 | 3 | 22 |
| | 0% | 0% | 4% | 12% | 85% |
| Public Engagement Total Results | 1 | 1 | 3 | 10 | 118 |
| | 1% | 1% | 2% | 8% | 89% |

# Alternatives Public Workshops

# Public Notices

# ALTERNATIVES PUBLIC WORKSHOPS

## South Corridor Rapid Transit Project

**South Dade Transitway from SW 344th Street on the south to the Dadeland South Metrorail station on the north**

The Miami-Dade County Department of Transportation and Public Works (DTPW) is hosting three Alternatives Public Workshops regarding the South Corridor Rapid Transit Project. The South Corridor is one of six Strategic Miami Area Rapid Transit (SMART) Plan corridors being evaluated to assess and meet the safety and mobility needs of the county.

The interactive workshops will follow an open-house format to allow participants to arrive at any time between 6:00 p.m. - 8:00 p.m. to review and give input on the transit mode alternatives and station concepts. No formal presentation will be given. It will take 15-30 minutes to visit seven information booths at the workshop. DTPW representatives will be available to informally discuss the project and answer questions. **The same information will be shared at each workshop.**

If you have any questions or comments, please contact the DTPW Public Information Officer Charesse Chester by telephone at (305) 944-7564, or by email at: smartsouth@miamidade.gov.

**Please choose the date and location that is best for you.**

**Tuesday, May 22, 2018**
6:00 p.m. – 8:00 p.m.
Palmetto Golf Course
Community Room
9300 SW 152nd Street
Miami, FL 33157

**Wednesday, May 23, 2018**
6:00 p.m. - 8:00 p.m.
City of Florida City
Council Chambers
404 W Palm Drive
Florida City, FL 33034

**Thursday, May 24, 2018**
6:00 p.m. - 8:00 p.m.
Southland Mall, Fountain Area
20505 S Dixie Highway
Cutler Bay, FL 33189
Enter and park near DSW and Ulta

**For project information, visit: www.MiamiSMARTPlan.com**

Public participation at this meeting is solicited without regard to race, color, national origin, age, gender, religion, disability or family status. Pursuant to the provisions of the Americans with Disabilities Act (ADA), any person requiring special accommodations to participate in this meeting is asked to advise the agency at least 7 days before the meeting by contacting: Marcos Ortega at: (786) 469-5225, or by email: marcos.ortega@miamidade.gov. If you are hearing or speech impaired, please contact the agency using the Florida Relay Service: 1 (800) 955-8771 (TDD) or 1 (800) 955-8770 (Voice).

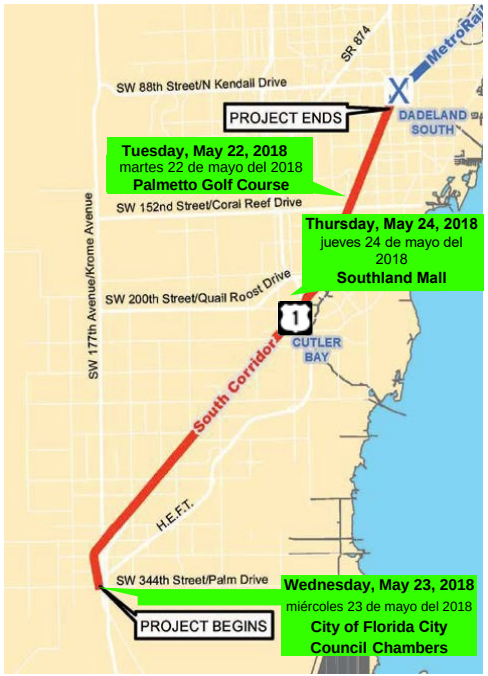

# TALLERES PÚBLICOS DE ALTERNATIVAS

## Proyecto del Corredor Sur de Tránsito Rápido

**South Dade Transitway entre la calle 344 del suroeste al sur, hasta la estación de Dadeland South del Metrorail en el norte**

El Departamento de Transportate y Obras Públicas (DTPW) del Condado de Miami-Dade realizará tres talleres públicos de alternativas para el Proyecto de Tránsito Rápido del Corredor Sur. El Corredor Sur es uno de los seis corredores estratégicos del Plan Estratégico para el Tránsito Rápido de Miami que se están evaluando para determinar y satisfacer las necesidades de seguridad y movilidad en el condado. Vea el mapa al reverso de este boletín.

Los talleres interactivos siguen un formato de puertas abiertas para que los participantes puedan llegar a cualquier hora entre las 6:00 p.m. y las 8:00 p.m. a fin de conocer y dar su opinión sobre las alternativas de modos de transporte propuestas y los conceptos de estaciones. En vez de dar una presentación formal, van a haber siete estaciones informativas. Visitar las siete cabinas informativas tomara approximadamente 15 a 30 minutos en total. Los representantes de DTPW estarán disponibles para discutir informalmente el proyecto y responder preguntas. **En cada taller se presentará la misma información.**

Si tiene cualquier pregunta o comentario, por favor comuníquese con Charesse Chester, encargada de la Información Pública de este proyecto por el número telefónico (305) 944-7564, o por correo electrónico a: smartsouth@miamidade.gov.

**Por favor, elija la fecha y la ubicación que es mejor para usted!**

**martes 22 de mayo del 2018**
6:00 p.m. – 8:00 p.m.
Palmetto Golf Course
Salón comunitario
9300 SW 152nd Street
Miami, FL 33157

**miércoles 23 de mayo del 2018**
6:00 p.m. – 8:00 p.m.
City of Florida City
Sala de Audiencia del Consejo
404 W Palm Drive
Florida City, FL 33034

**jueves 24 de mayo del 2018**
6:00 p.m. - 8:00 p.m.
Southland Mall (área de la fuente)
20505 S Dixie Highway
Cutler Bay, FL 33189
Entre y estacione cerca de DSW y Ulta

**Para obtener información sobre el proyecto, visite: www.MiamiSMARTPlan.com**

La participación pública en esta reunión se solicita sin consideración de raza, color, origen nacional, edad, género, religión, discapacidad o situación familiar. De acuerdo con las disposiciones de la Ley de Estadounidenses con Discapacidades (ADA), cualquier persona que requiera acomodaciones especiales para participar en esta reunión debe asesorar a la agencia por lo menos 7 días antes de la reunión poniéndose en contacto con: Marcos Ortega al (786) 469-5225, O por correo electrónico: marcos.ortega@miamidade.gov. Si tiene problemas auditivos o del habla, comuníquese con la agencia usando el Servicio de Retransmisión de Florida: 1(800) 955-8771(TDD) o 1 (800) 955-8770 (Voz).

Department of Transportation and Public Works
c/o Creativision MEDIA, Inc.
633 NE 167 Street, Suite 600
Miami, FL 33162

# Public Notice

**Department of Transportation and Public Works**

**South Corridor Rapid Transit Project South**

**Dade Transitway from SW 344th Street to the**

**Dadeland South Metrorail station**

**Alternatives Public Workshops**

The Miami-Dade County Department of Transportation and Public Works (DTPW) is hosting three interactive Alternatives Public Workshops for the South Corridor Rapid Transit Project. The South Corridor is one of six Strategic Miami Area Rapid Transit (SMART) Plan corridors being evaluated to assess and meet the travel and mobility needs of the County.

The interactive workshops will follow an open-house format to allow participants to arrive at any time between 6:00 p.m. - 8:00 p.m. to give input on the transit mode alternatives and station concepts. There will be no formal presentation. It will take approximately 15-30 minutes to visit each of the seven information booths at the workshop. DTPW representatives will be available to informally discuss the project and answer questions. **The same information will be shared at each workshop.**

**Tuesday, May 22, 2018**
6:00 p.m. - 8:00 p.m.
Palmetto Golf Course
Community Room
9300 SW 152nd Street
Miami, FL 33157

**Wednesday, May 23, 2018**
6:00 p.m. - 8:00 p.m.
City of Florida City
Council Chambers
404 W Palm Drive
Florida City, FL 33034

**Thursday, May 24, 2018**
6:00 p.m. - 8:00 p.m.
Southland Mall, Fountain Area
20505 S Dixie Highway
Cutler Bay, FL 33189
Enter and park near
DSW and Ulta

For more information, visit: www.miamismartplan.com or please contact the Public Information Officer, Charesse Chester, at (305) 944-7564, or send an email to: smartsouth@miamidade.gov.

Public participation at this meeting is solicited without regard to race, color, national origin, age, gender, religion, disability or family status. Pursuant to the provisions of the Americans with Disabilities Act (ADA), any person requiring special accommodations to participate in this meeting is asked to advise the agency at least 7 days before the meeting by contacting: Marcos Ortega at (786) 469-5225, or at: marcos.ortega@miamidade.gov. If you are hearing or speech impaired, please contact the agency using the Florida Relay Service: 1 (800) 955-8771 (TDD) or 1 (800) 955-8770 (Voice).

**For legal ads online, go to http://legalads.miamidade.gov**

# Aviso Público

**Departamento de Transporte y Obras Públicas**

**Proyecto del Corredor Sur de Tránsito Rápido**

**South Dade Transitway entre la calle 344 del suroeste hasta la estación de Metrorail de Dadeland South**

## Tallares Públicos de Alternativas

El Departamento de Transporte y Obras Públicas (DTPW por sus siglas en inglés) del Condado de Miami-Dade está auspiciando tres talleres para el Proyecto de Vías de Tránsito Rápido en South Dade (South Corridor Rapid Transit Project). El corredor sur (South Corridor) es uno de los corredores viales del Plan Estratégico de Tránsito Rápido del Área de Miami (también llamado SMART Plan, en inglés) que está en proceso de evaluación para determinar y satisfacer las necesidades de viaje y movilidad del condado.

Los talleres interactivos siguen un formato de puertas abiertas para que los participantes puedan llegar a cualquier hora entre las 6:00 p.m. y las 8:00 p.m. a fin de conocer y dar su opinión sobre las alternativas de modo de tránsito y los conceptos de estaciones. En vez de dar una presentación formal, van a haber siete estaciones informativas. Visitar las siete estaciones informativas tomara approximadamente 15 a 30 minutos en total. Habrá representantes del DTPW presentes para explicar informalmente el proyecto y responder preguntas. En cada taller se presentará la misma información.

**martes 22 de mayo del 2018**
**6:00 p.m. – 8:00 p.m.**
**Palmetto Golf Course**
**Salón comunitario**
**9300 SW 152nd Street**
**Miami, FL 33157**

**miércoles 23 de mayo del 2018**
**6:00 p.m. – 8:00 p.m.**
**City of Florida City**
**Sala de Audiencia del Consejo**
**404 W Palm Drive**
**Florida City, FL 33034**

**jueves 24 de mayo del 2018**
**6:00 p.m. – 8:00 p.m.**
**Southland Mall**
**(área de la fuente)**
**20505 S Dixie Highway**
**Cutler Bay, FL 33189**
**Entre y estacione cerca de DSW y Ulta**

Para obtener más información, visite: www.miamismartplan.com o comuníquese con Charesse Chester, encargada de la Información Públicade este proyecto por el número telefónico (305) 944-7564, o por correo electrónico a: smartsouth@miamidade.gov.

Se solicita la participación pública en esta reunión sin distinción de raza, color de piel, nacionalidad de origen, edad, sexo, religión, discapacidad ni situación familiar. De conformidad con la Ley de Estadounidenses con Discapacidades, se agradece que toda persona que requiera ajustes especiales a fin de participar en esta reunión informe a la agencia con una antelación de 7 días como mínimo a la reunión a través del siguiente contacto: Marcos Ortega por el teléfono (786) 469-5225, o por el correo electrónico: marcos.ortega@miamidade.gov. Si tiene dificultades auditivas o del habla, por favor comuníquese con la agencia a través del servicio Florida Relay Service: 1 (800) 955-8771 (TDD) o 1 (800) 955-8770 (voz).

**Para avisos legales en línea entre a http://legalads.miamidade.gov**

MIAMI-DADE COUNTY

South Corridor Transit Project

# Digital Performance Report. Geo-Fencing Campaign
# 5/18/18 – 5/24/18

mh media

# Campaign Screenshot

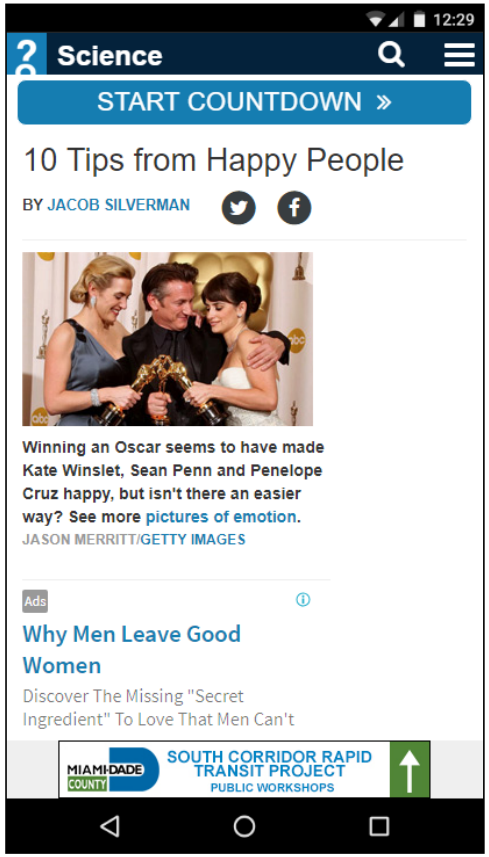

# Campaign Overview 2018

| Geo Fence | Impressions | Clicks | CTR | Click Conv. | View Conv. |
|---|---|---|---|---|---|
| Pinecrest Building & Planning | 23,732 | 32 | 0.13% | 1 | 27 |
| Village of Palmetto Bay 9705 East Hibiscus Street | 12,293 | 10 | 0.08% | 0 | 34 |
| Target 20500 SW 112 Ave | 23,388 | 56 | 0.24% | 11 | 276 |
| Redland Market Village 24400 S.Dixie Highway | 15,677 | 26 | 0.17% | 3 | 28 |
| 29500 South Dixie Highway | 13,771 | 28 | 0.20% | 4 | 11 |
| 254 West Palm Drive | 10,228 | 19 | 0.19% | 3 | 14 |
| Dade County Property Appraisal 10710 SW 211 Street | 14,665 | 30 | 0.20% | 3 | 70 |
| Miami Dade College Homestead Campus | 16,744 | 36 | 0.22% | 1 | 9 |
| Coral Reef Branch Library 9211 SW 152 Street | 22,266 | 43 | 0.19% | 15 | 158 |
| Homestead Building & Zoning 100 NE Civic Court | 8,793 | 16 | 0.18% | 0 | 12 |
| West Perrine Senio Center 17801 Homestead Ave | 14,389 | 14 | 0.10% | 1 | 9 |
| **TOTAL** | **175,946** | **310** | **0.18%** | **42** | **648** |

**Overview:**

We served 175,946 impressions to users who were using their mobile phones within the designated geo-fence areas, with the ads receiving 310 clicks. The campaign's overall CTR is 0.18%, surpassing the current average standard for digital banners, currently at 0.14%

Click Conversions refer to the amount of users who clicked on the that while seeing it on a Geo-Fence, and visited one of the designated conversion zones. View Conversions are the amount of users that viewed the ad, did not click, but visited the conversion zones as well.

Overall, the geo-fencing conversions triggered almost 650 users who were served your ads, and visited a conversion zone after viewing the ad.

# Project Update Boards

# LEAVE A COMMENT

Drop off your comment card here or mail it to the address listed on the comment form.

# COMPARTA SU COMENTARIO

Deposite su tarjeta de comentarios aquí o envíela por correo a la dirección que aparece en la tarjeta de comentarios.

# KÒMENTÈ

Depoze kat kòmentè ou isit la, oswa voye li nan adrès ki sou fòm nan

MIAMI-DADE COUNTY

**South Corridor Rapid Transit Project**

South Dade Transitway from SW 344th Street on the south to the Dadeland South Metrorail Station on the north

www.miamismartplan.com

#MiamiSMARTPlan

# NONDISCRIMINATION COMPLIANCE

Public participation at this meeting is solicited without regard to race, color, national origin, age, sex, religion, disability, or family status.

Persons wishing to express their concerns about Title VI may do so by contacting:


Allison Aristide
Title VI Coordinator
Miami-Dade Department of Transportation and Public Works
701 NW 1ST Court
Suite 1700
Miami, FL 33136
786-469-5473
Allison.Aristide@miamidade.gov


MIAMI-DADE COUNTY

**South Corridor Rapid Transit Project**

South Dade Transitway from SW 344th Street on the south to the Dadeland South Metrorail Station on the north

# CUMPLIMIENTO DE NO DISCRIMINACIÓN

La participación del público en esta reunión es solicitada sin importar la raza, color de piel, nacionalidad, edad, sexo, religión, impedimentos físicos o situación familiar.

Aquellos que deseen expresar sus preocupaciones sobre el Título VI pueden hacerlo poniéndose en contacto con:


Allison Aristide
Coordinador del Título VI
Departamento de Transporte y Obras Públicas de Miami-Dade
701 NW 1ST Court
Suite 1700
Miami, FL 33136
786-469-5473
Allison.Aristide@miamidade.gov

# KONFÒMITE KI PA DISKRIMINASYON

Nou mande patisipasyon popilasyon an san diskriminasyon ras, koulè po moun, peyi kotemoun soti, laj moun, fi oswa gason, relijyon, andikape oubyen si yon moun marye oswa li pamarye.
Si ou gen yon bagay pou di sou afè Tit VI la, ou kapab kontakte:


Allison Aristide
Tit VI Kòdonatè
Depatman Transpòtasyon
ak Travo Piblik nan Miami-Dade
701 NW 1ST Court
Suite 1700
Miami FL 33136
786-469-5473
Allison.Aristide@miamidade.gov


MIAMI-DADE COUNTY

**Pwojè sid koridò transpò Transit Rapid**

South Dade Transitway soti nan SW 344th Ri sou sid rive nan Dadeland South Metrorail Station a sou bò nò a

# PROJECT LOCATION MAP

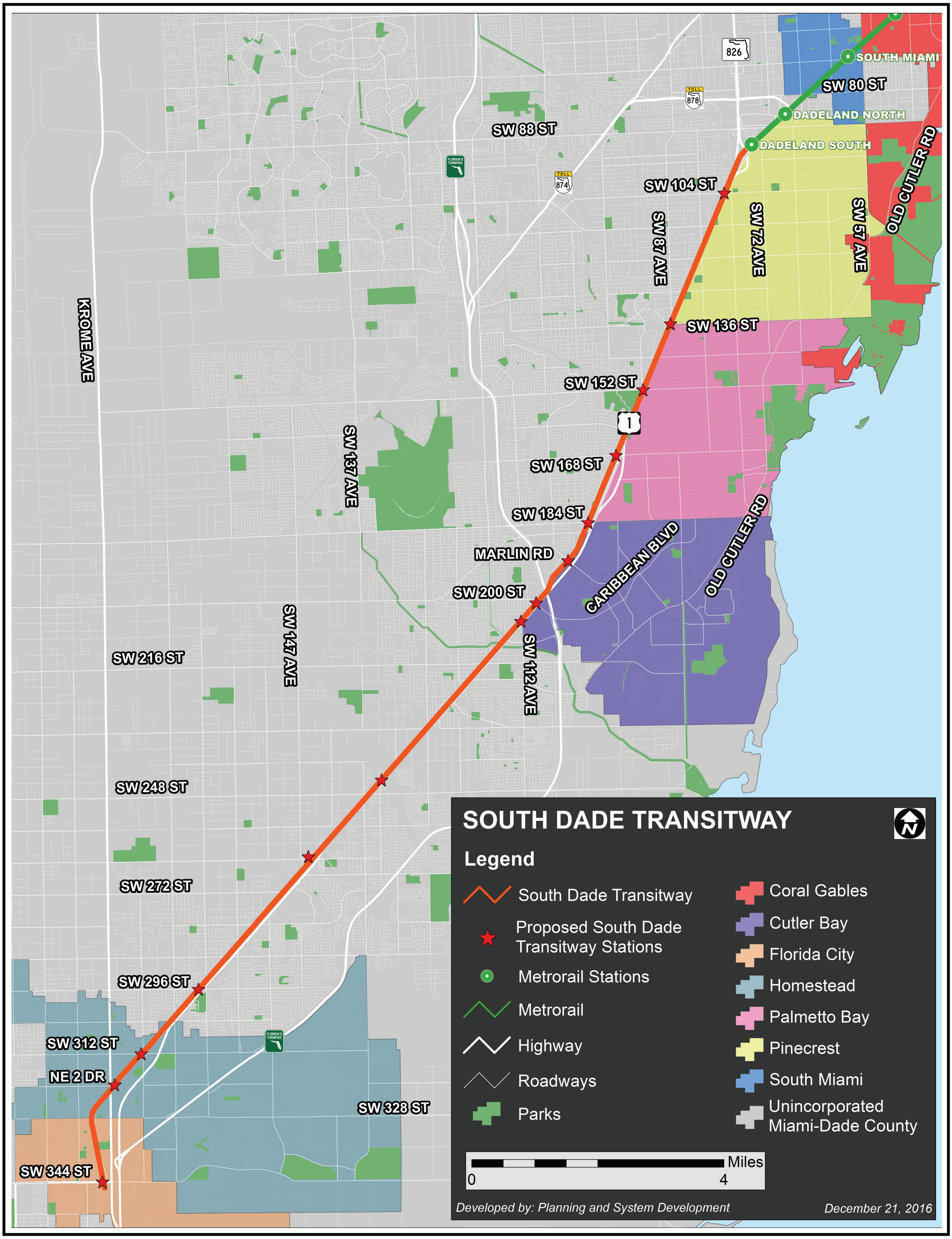


MIAMI-DADE COUNTY

# South Corridor Rapid Transit Project

South Dade Transitway from SW 344th Street on the south to the Dadeland South Metrorail Station on the north

www.miamismartplan.com

#MiamiSMARTPlan

# Preliminary Alternative Evaluation Matrix

| Build Alternative | | | Ridership (STOPS) | Travel Time (minutes) | Environmental Impact: Traffic | Environmental Impact: Noise Vibration | Environmental Impact: Contamination | Environmental Impact: Bridge Replacement | Environmental Impact: Right of Way [1] | COST: Capital Cost (in millions) | COST: Operations & Maintenance (in millions) | COST: Life Cycle Costs | Non-Federal Funding Required (in millions)[2] | Time needed to build and begin service in years | Is a transfer required to Downtown Miami ? |
|---|---|---|---|---|---|---|---|---|---|---|---|---|---|---|---|
| | **NO BUILD**<br>Make no improvements | **Dadeland South to Florida City** | TBD | **Bus: 45 to 50<br>Car: 60 to 90** | ○ | ○ | ○ | ○ | ○ | $0 | $0 | TBD | N/A | 0 years | Yes |
|  | **Dual Mode - Metrorail Extension (HRT)**<br>Extend existing Metrorail running at ground level | **Dadeland South to Florida City** | ● | **40 to 45** | ◕ | ◕ | ◑ | ● | ◑ | $1,200 to $1,350 | $100 to $120 | TBD | $720 to $810 | 8 to 10 years | No |
|  | **Bus Rapid Transit (BRT)**<br>running on the existing Transitway at ground level | **Dadeland South to Florida City** | ◔ | **40 to 45** | ◑ | ◔ | ◔ | ○ | ○ | $250 to $275 | $20 to $25 | TBD | $150 to $175 | 2 to 3 years | Yes |
|  | **Connected and Autonomous Vehicles (CAV)**<br>running on the existing Transitway at ground level | **Dadeland South to Florida City** | TBD, same as No Build | **30 to 45** | ◑ | ◔ | ◑ | ● | ○ | $500 to $600 | TBD | TBD | $500 to $600 | 3 to 4 years | TBD |

1. HRT Needs Light Maintenance Facility South of 344th Street
2. HRT assumes 40% Federal Share. BRT assumes $100 M Federal Share. CAV assumes $ 0 Federal Share.

***Legend***

| | |
|---|---|
| None | ○ |
| Low | ◔ |
| Moderate | ◑ |
| Moderate to High | ◕ |
| High | ● |

# Bus Rapid Transit (BRT)



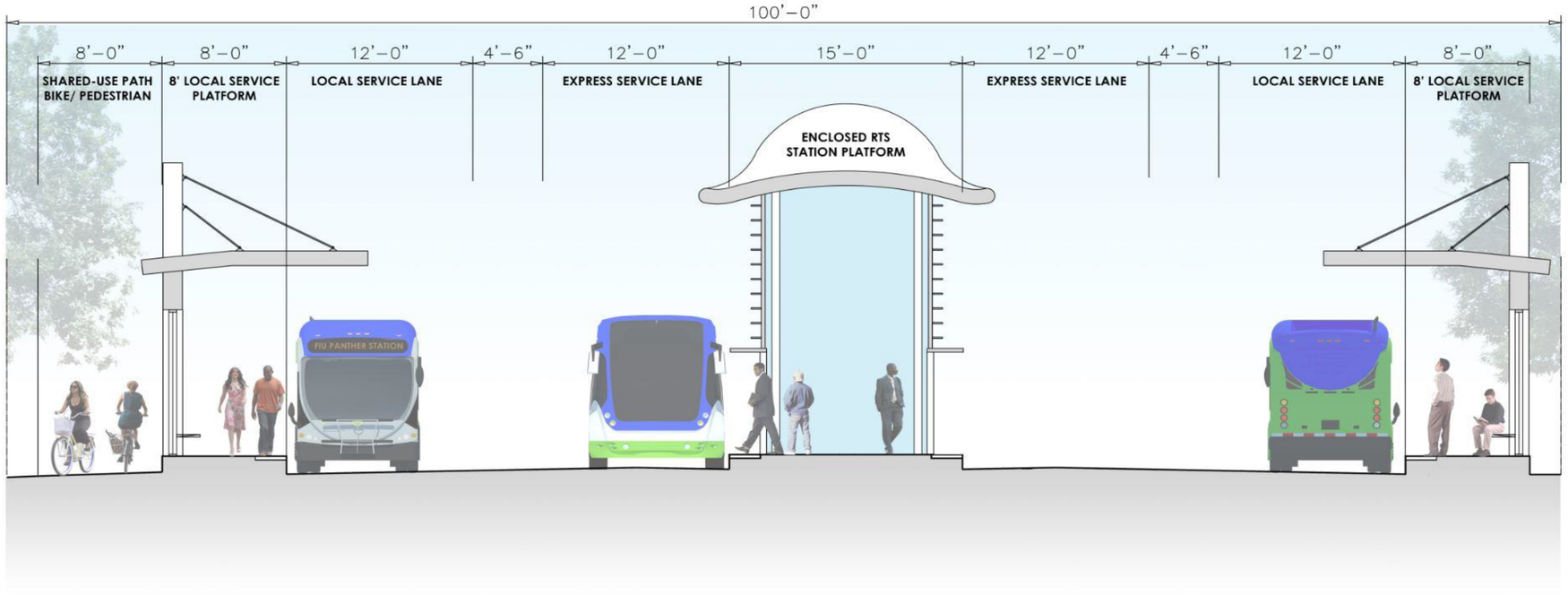


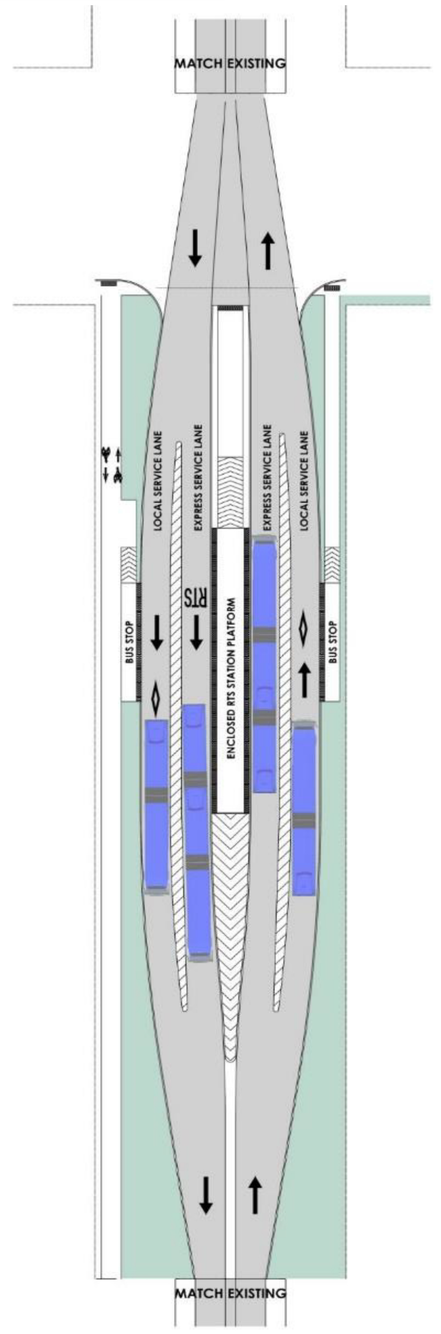


**Center Platform Height:** 12 inches
**Center Platform Width:** 15 feet
**Center Platform Length:** 120 to 150 feet
**Configuration:** Center platform with bypass lanes, convertible for rail or other future technologies
**Special needs:** Storage and Light Maintenance Facility

# Connected and Autonomous Vehicles (CAV)

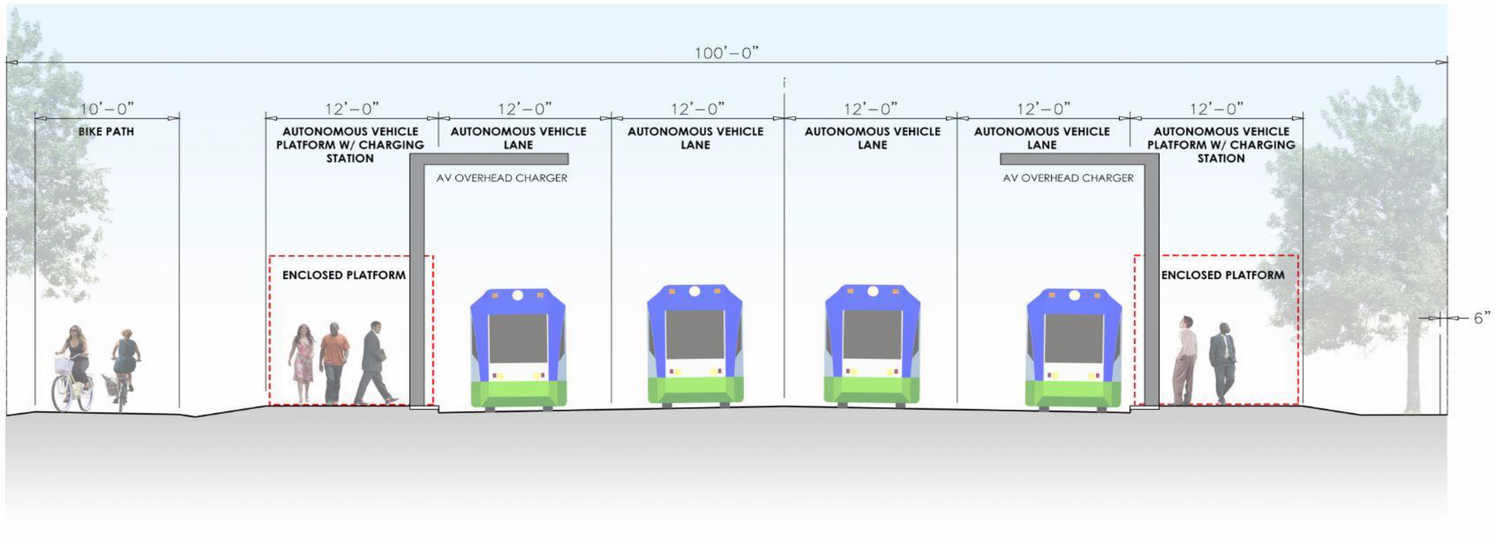




**Platforms:** Retain existing transit stations/layout

**Travel Lanes:** Expand to four continuous lanes

**CAV facilities:** Designate pick up/drop off areas in park-and-ride lots

**Storage:** Provide 5 to 10 stalls for CAV parking/recharging

Note: This technology is still being developed pending completion of a County-wide CAV Vision Study.

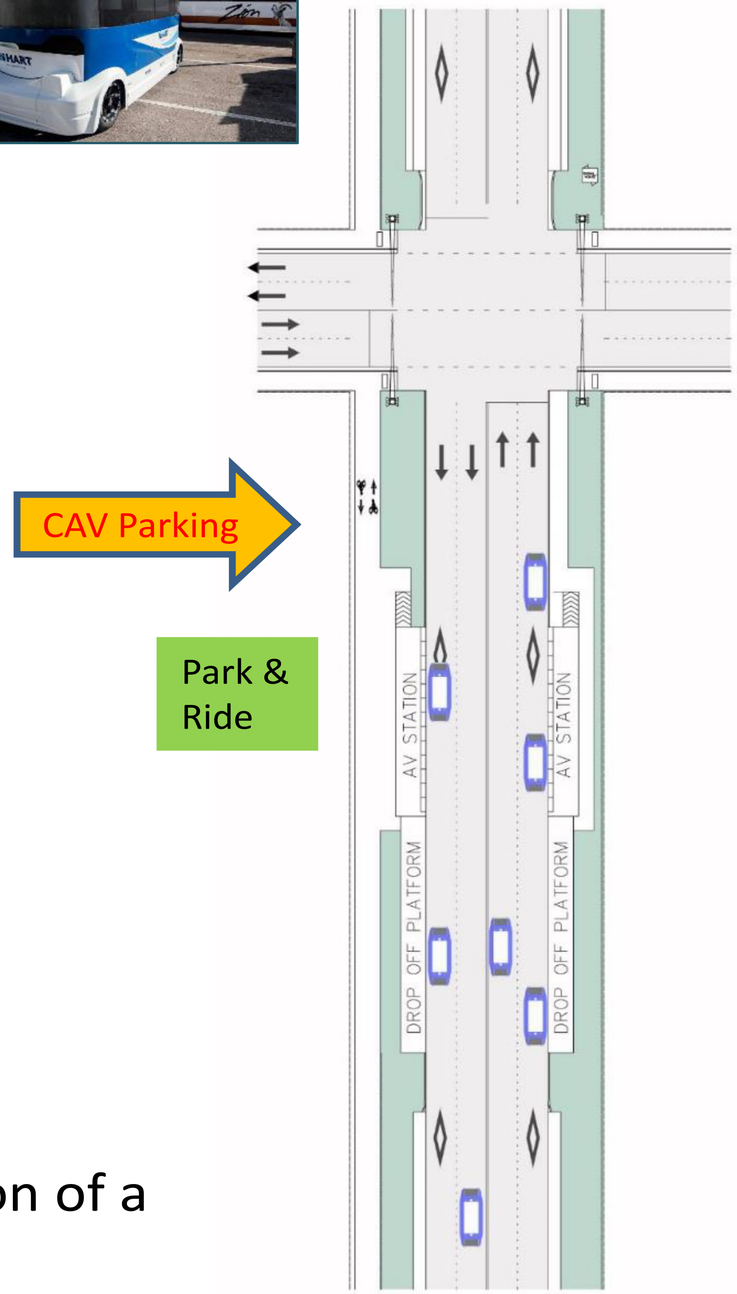

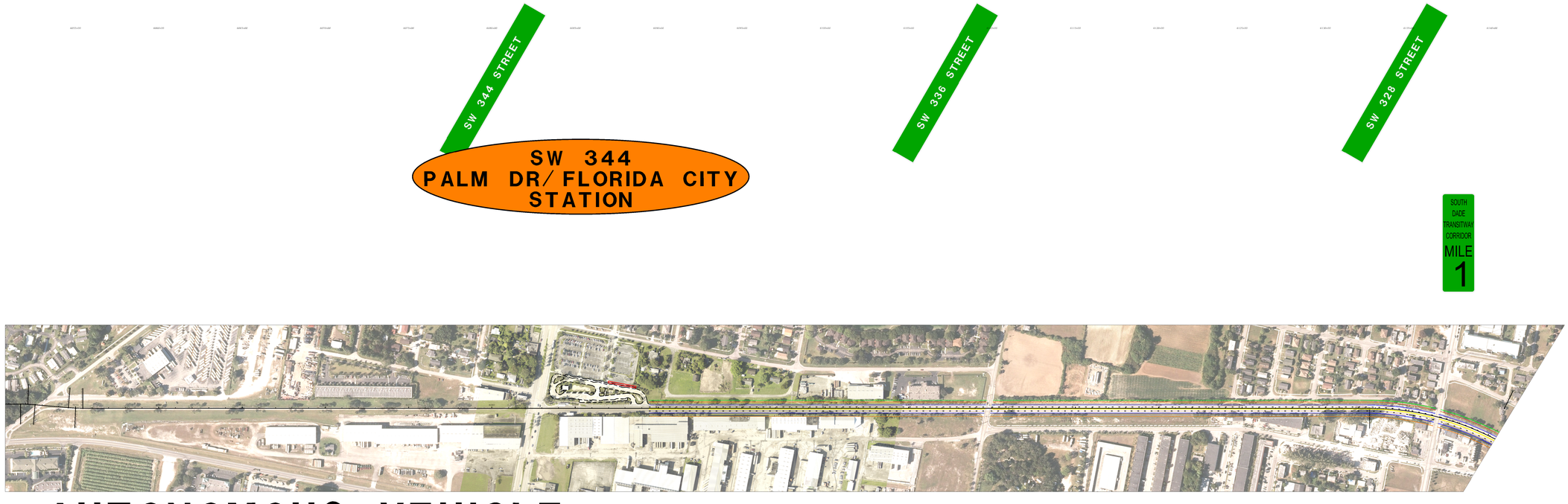


## AUTONOMOUS VEHICLE

## BUS RAPID TRANSIT

## HEAVY RAIL TRANSIT

N

0 1000

Feet

# 1 SMART PLAN - SOUTH CORRIDOR

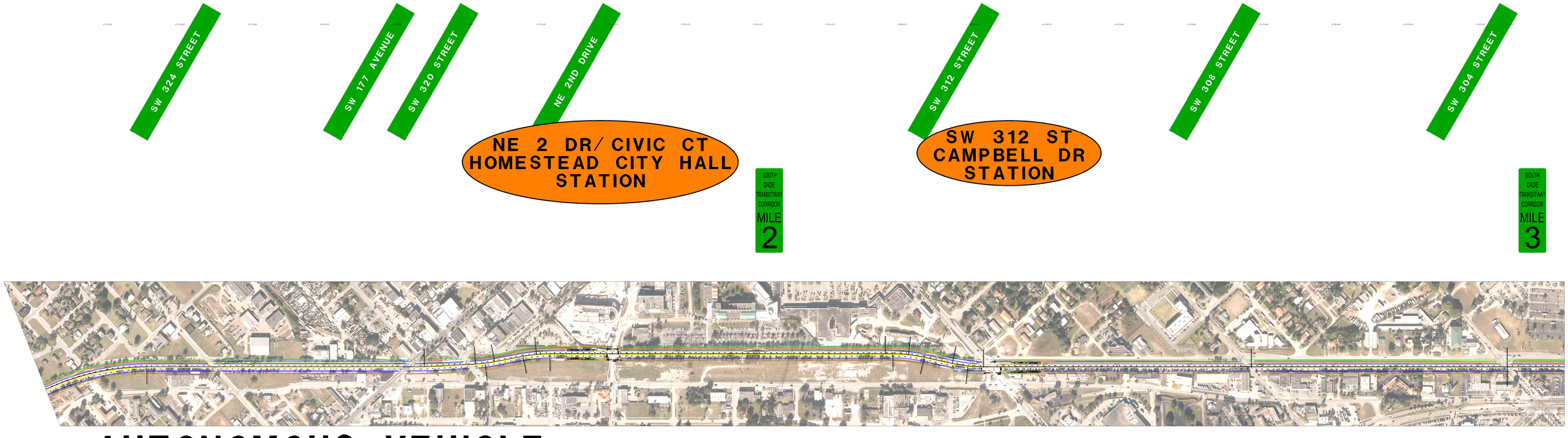


AUTONOMOUS VEHICLE

BUS RAPID TRANSIT

HEAVY RAIL TRANSIT

0 1000

Feet

2 SMART PLAN - SOUTH CORRIDOR

SW 296 STREET

SW 296 ST STATION

SW 288 STREET

SW 157 AVENUE

SW 280 STREET

SOUTH DADE TRANSITWAY CORRIDOR MILE 4

SOUTH DADE TRANSITWAY CORRIDOR MILE 5

CANAL C-103
BRIDGE 874000



## AUTONOMOUS VEHICLE



## BUS RAPID TRANSIT



## HEAVY RAIL TRANSIT

0 1000
Feet

3

# SMART PLAN - SOUTH CORRIDOR

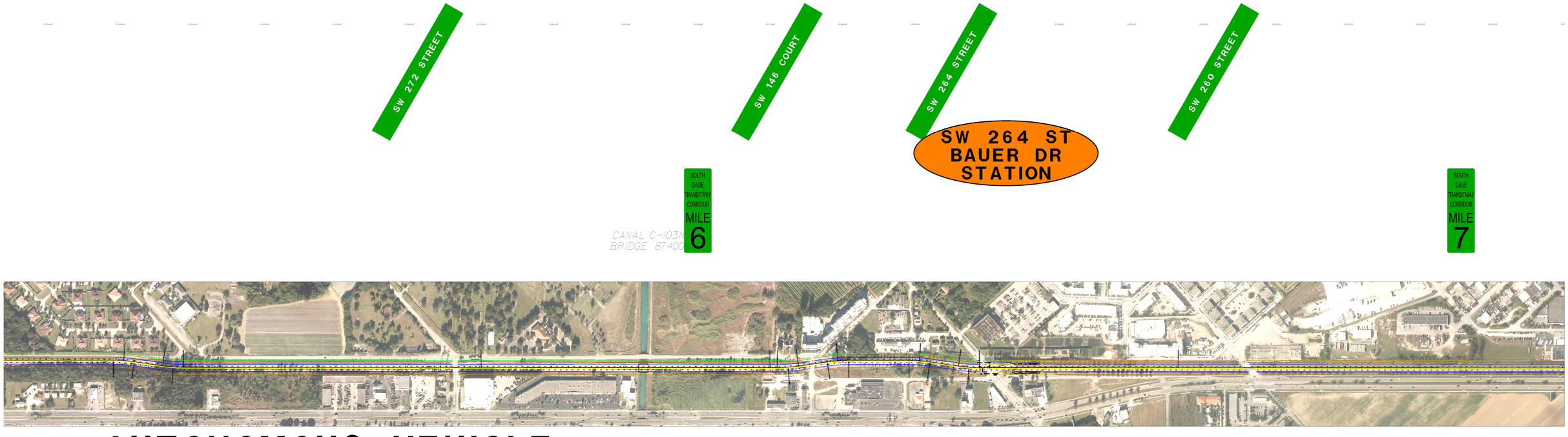




AUTONOMOUS VEHICLE



BUS RAPID TRANSIT

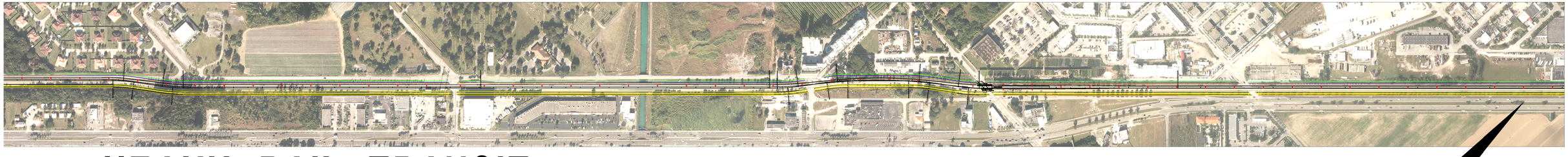

HEAVY RAIL TRANSIT

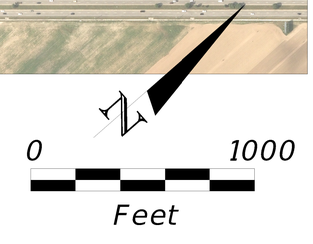


4 SMART PLAN - SOUTH CORRIDOR

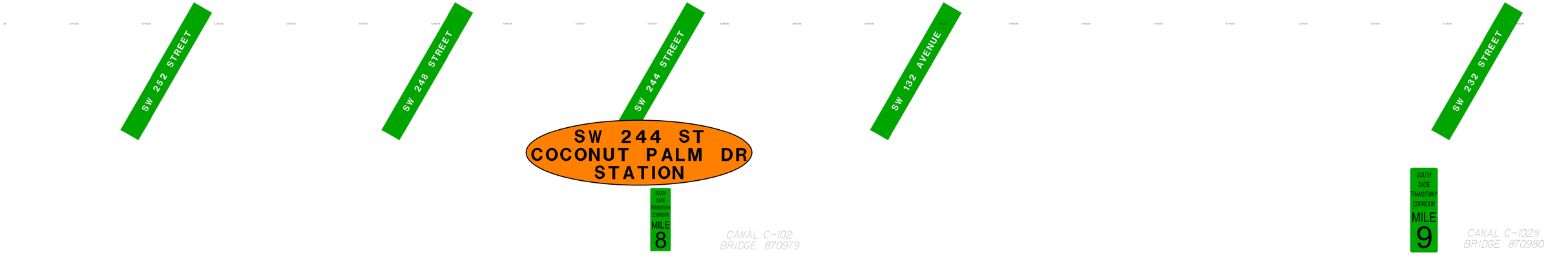




AUTONOMOUS VEHICLE



BUS RAPID TRANSIT



HEAVY RAIL TRANSIT

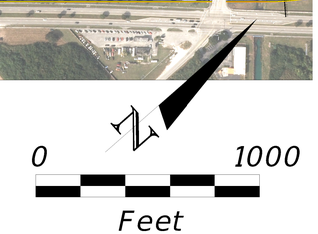


5

# SMART PLAN - SOUTH CORRIDOR




# AUTONOMOUS VEHICLE



# BUS RAPID TRANSIT

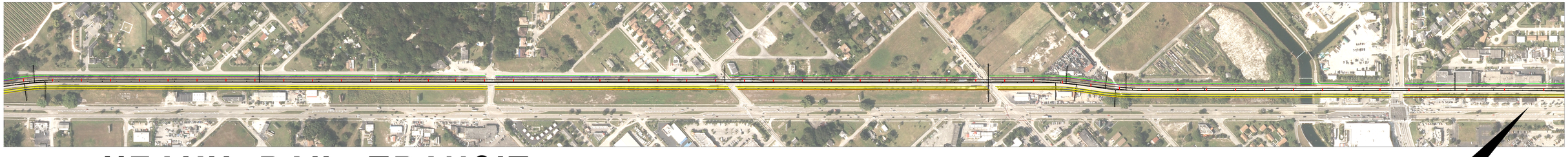

# HEAVY RAIL TRANSIT

0 1000

Feet

6

# SMART PLAN - SOUTH CORRIDOR

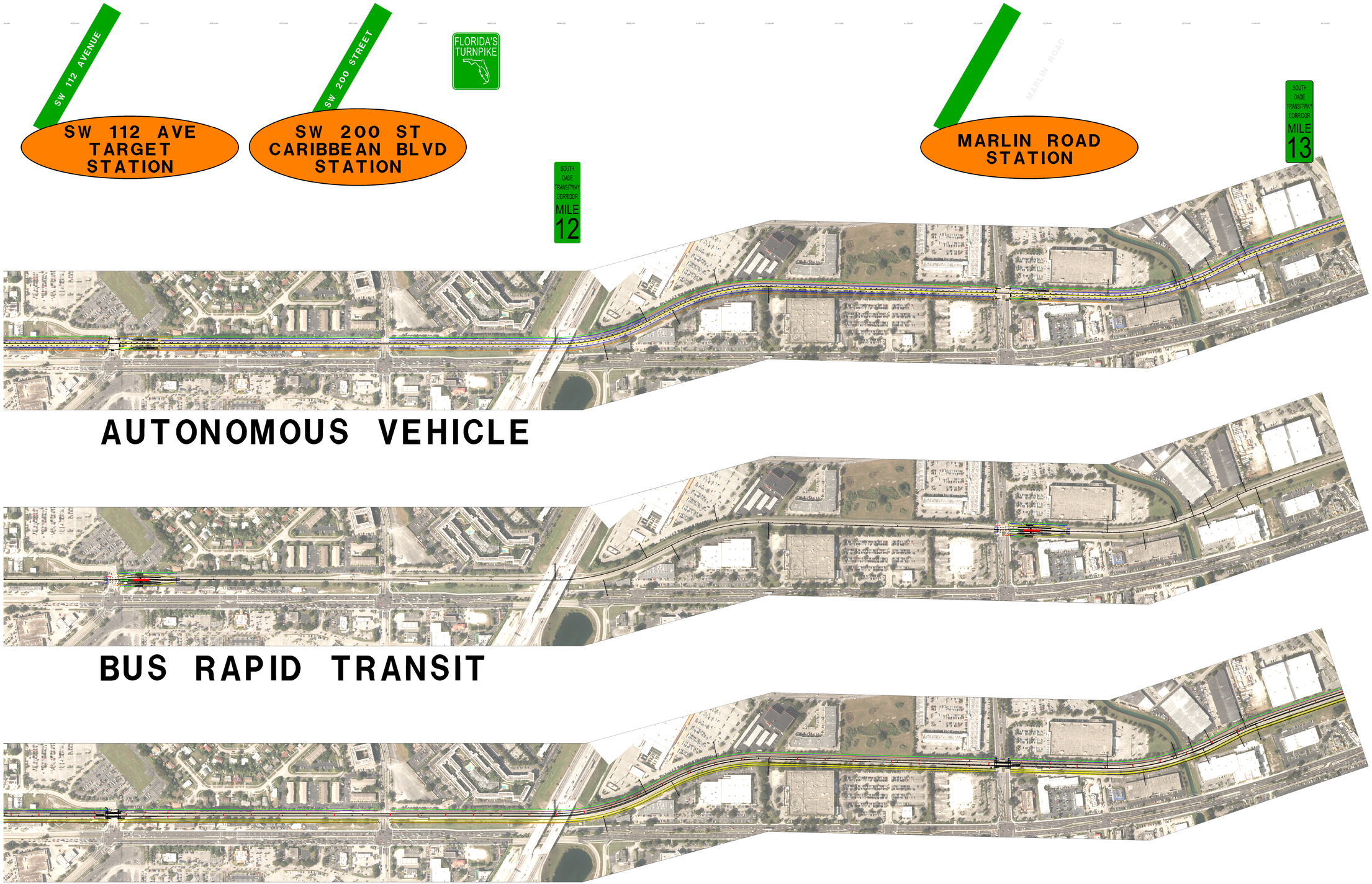


# SMART PLAN - SOUTH CORRIDOR

0 1000
Feet

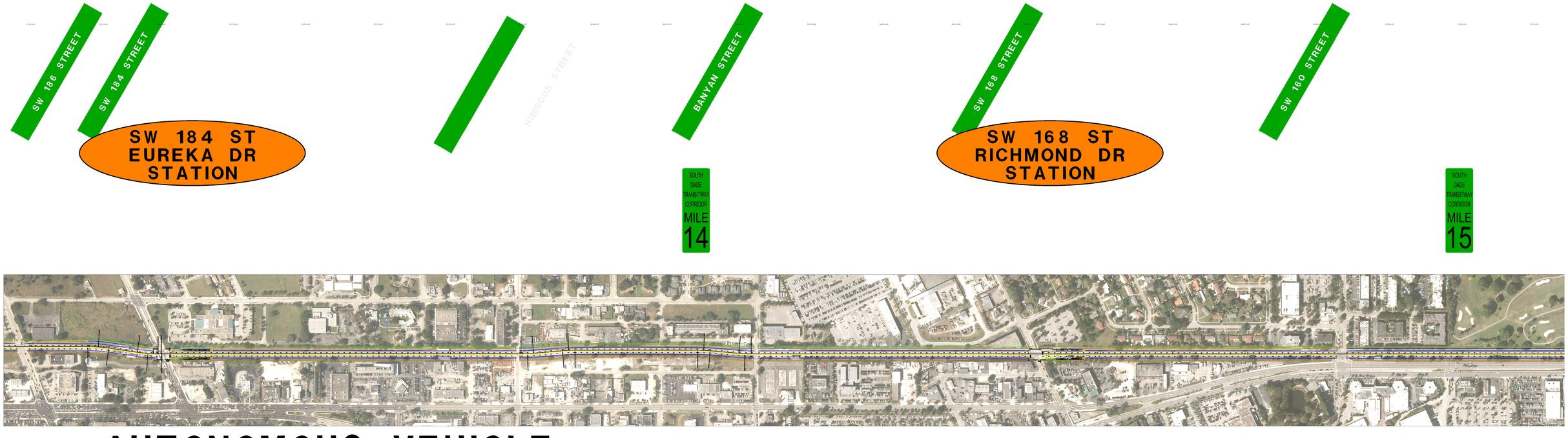


AUTONOMOUS VEHICLE



BUS RAPID TRANSIT

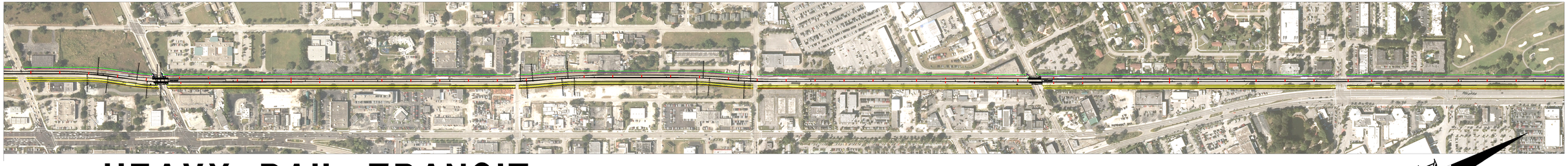

HEAVY RAIL TRANSIT

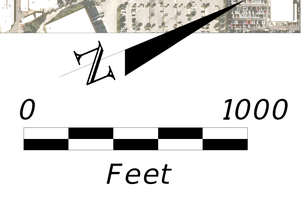


# 8 SMART PLAN - SOUTH CORRIDOR




## AUTONOMOUS VEHICLE



## BUS RAPID TRANSIT

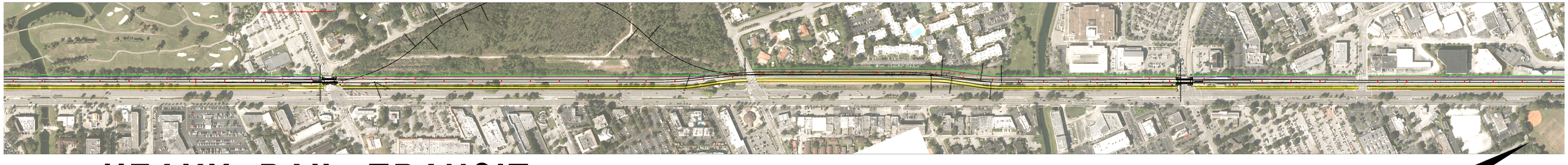

## HEAVY RAIL TRANSIT




# 9 SMART PLAN - SOUTH CORRIDOR




## AUTONOMOUS VEHICLE



## BUS RAPID TRANSIT

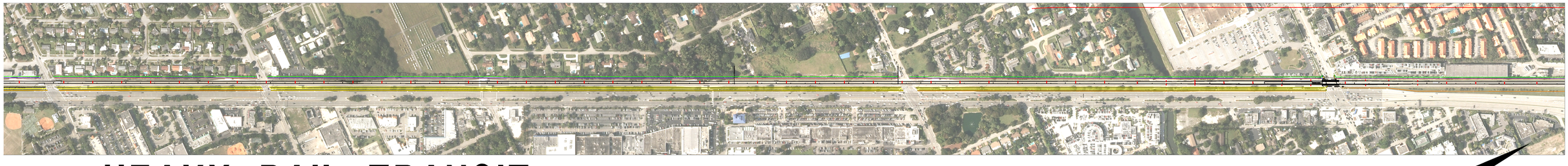

## HEAVY RAIL TRANSIT

0 1000
Feet

10 # SMART PLAN - SOUTH CORRIDOR

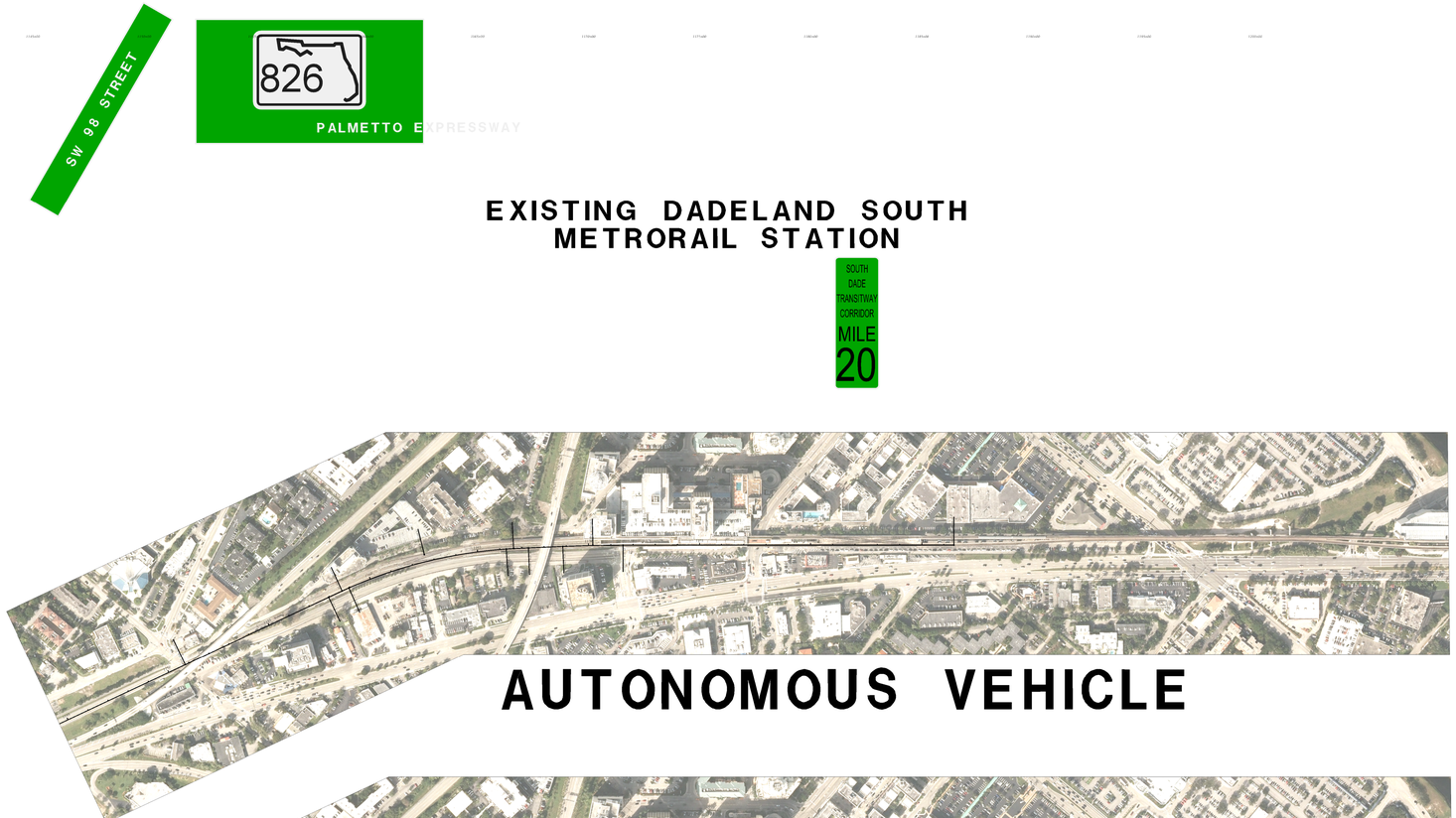


## EXISTING DADELAND SOUTH METRORAIL STATION






## AUTONOMOUS VEHICLE

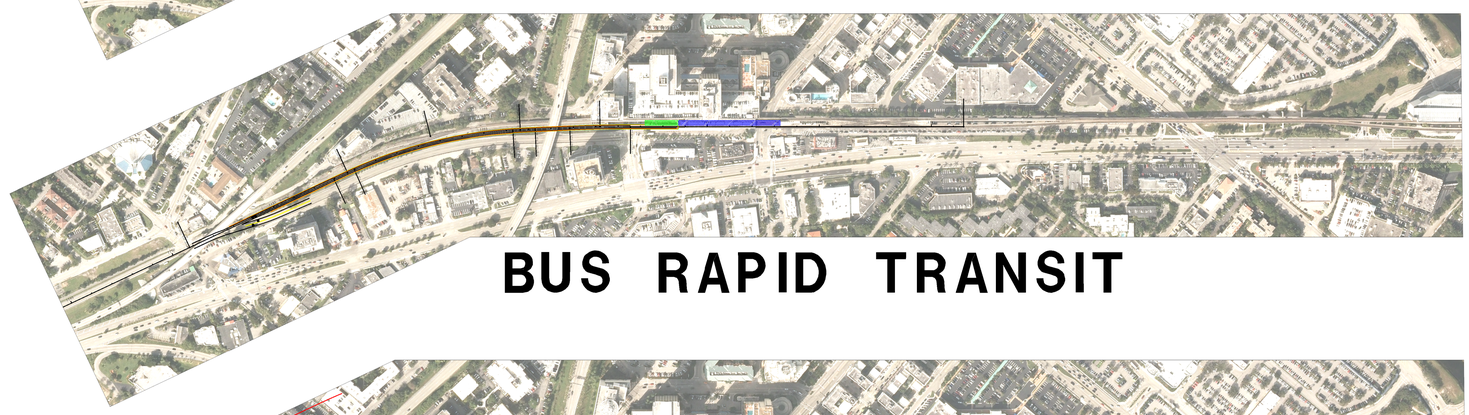

## BUS RAPID TRANSIT

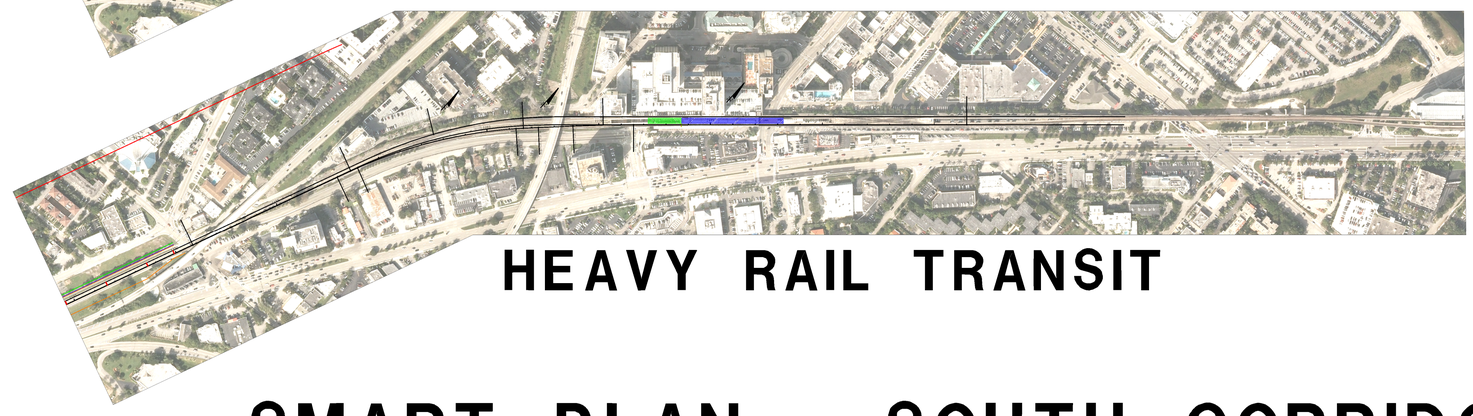

## HEAVY RAIL TRANSIT

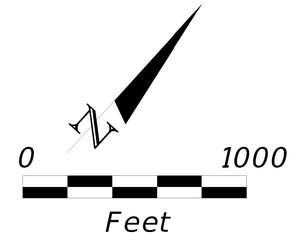


# SMART PLAN - SOUTH CORRIDOR

11

# What we heard from the Public




SMARTSouth@miamidade.gov www.miamismartplan.com #MiamiSMARTPlan

# Proposed Station Alternate #2




Bus Rapid Transit



Heavy Rail Transit

SMARTSouth@miamidade.gov www.miamismartplan.com #MiamiSMARTPlan

# Proposed Station Alternate #2 Continued

MIAMI-DADE COUNTY




Bus Rapid Transit




Heavy Rail Transit

SMARTSouth@miamidade.gov www.miamismartplan.com #MiamiSMARTPlan

# Proposed Station Alternate #1




Bus Rapid Transit




Heavy Rail Transit

SMARTSouth@miamidade.gov www.miamismartplan.com #MiamiSMARTPlan

# Proposed Station Alternate #1 Continued




Bus Rapid Transit




Heavy Rail Transit

SMARTSouth@miamidade.gov www.miamismartplan.com #MiamiSMARTPlan

# Proposed Operation Plan - BRT



MIAMI-DADE COUNTY

| Operation Types | Headway Peak / Off-Peak (Min) | Station Locations | Dadeland North | **Dadeland South** | **SW 104 St (Target)** | SW 112 St (Killian Dr) | SW 120 St (Montgomery Dr) | SW 124 St (Champman Field Dr) | SW 128 St | **SW 136 St (Howard Dr / The Falls Mall)** | SW 144 St (Mitchell Dr) | **SW 152 St (Coral Reef Dr)** | SW 160 St (Colonial Dr) | **SW 168 St (Richmond Dr)** | SW 174 St (Banyan St) | W Indigo St | **SW 184 St (Eureka Dr)** | **Marlin Rd** | **SW 200 St (Caribbean Blvd)** | **SW 112 Ave / Allapattah Rd (Target)** | Southland Mall | SW 216 St (Hainlin Mill Dr) | SW 220 St (W Old Cutler Rd) | SW 232 St (Silver Palm Dr) / SW 127 Ave | **SW 244 St** | **SW 264 St (Bauer Dr)** | SW 272 St (Epmore Dr) | SW 280 St (Waldin Dr) | **SW 296 St** | **SW 312 St (Campbell Dr)** | **NE 2 Dr (Homestead City Hall)** | SW 324 St / SW 4 St | SW 328 St / SW 8 St (Lucy St) | **SW 344 St (Palm Dr / Florida City)** | Walmart (US-1 & SW 336 St/Davis Pkwy) |
|---|---|---|---|---|---|---|---|---|---|---|---|---|---|---|---|---|---|---|---|---|---|---|---|---|---|---|---|---|---|---|---|---|---|---|---|
| **BRT Zonal Express Alt.** | | | Ⓟ | Ⓟ | FP | | | | | FP | | Ⓟ | | Ⓟ | | | Ⓟ | | FP | FP | | Ⓟ | | | Ⓟ | | | | Ⓟ | FP | FP | | | Ⓟ | |
| Ridership | ***Aug-17*** | | 3,788 | 100 | 75 | 89 | 75 | 91 | 298 | 154 | 492 | 220 | 371 | 197 | 206 | 347 | 277 | 543 | 464 | 269 | 116 | 96 | 39 | 316 | 308 | 127 | 144 | 224 | 501 | 293 | 158 | 149 | 329 | *128* |
| Ridership Ranking | ***Aug-17*** | | 1 | - | - | - | - | - | - | - | 4 | - | 6 | - | - | 7 | - | 2 | 5 | - | - | - | - | 9 | 10 | - | - | - | 3 | - | - | - | 8 | - |
| **Local Service** (All-Stops) | 10 / 15 | | ● | ● | ● | ● | ● | ● | ● | ● | ● | ● | ● | ● | ● | ● | ● | ● | ● | ● | ● | ● | ● | ● | ● | ● | ● | ● | ● | ● | ● | ● | ● | ● |
| **Bus Rapid Transit (BRT -** Limited Stops) | 10 / 15 | | | ● | ● | | | | | ● | | ● | | ● | | | ● | ● | ● | ● | | | | | ● | ● | | | ● | ● | ● | | | ● | |
| **BRT- North Xpress** | 10 / 20 | | | ● | ● | | | | | ● | | ● | | ● | | | | | | | | | | | | | | | | | | | | | |
| **BRT- Coral Reef** | 10 / 20 | | | ● | ● | | | | | ● | | ● | | | | | | | | | | | | | | | | | | | | | | | |
| **BRT- Mid Xpress** | 10 / 20 | | | ● | | | | | | | | | | | | | ● | ● | ● | ● | ● | | | | | | | | | | | | | | |
| **BRT- South Xpress** | 10 / 20 | | | ● | | | | | | | | | | | | | | | | | | | | | ● | ● | | | | ● | ● | | | ● | |

Ⓟ Existing Park and Ride

FP Future Park and Ride

● RT 52 will be a feeder (will not run on Transitway). It will stop at the SW 152nd St Station located on north side of SW 152 St. Need to accommodate a U-turn after platform.

● Place station on north side of cross-streets to allow future branched (Zonal Express) or trunk and feeder connections.

● RT 252, will be a Zonal Express with limited stops along SW 152nd St and stopping only at the following Transitway Stations: SW 136 St, SW 104 St and Dadeland South.

# Proposed Operation Plan - HRT



MIAMI-DADE COUNTY

| Operation Types | Headway Peak / Off-Peak (Min) | Station Locations | Dadeland South | SW 104 St (Target) | SW 112 St (Killian Dr) | SW 120 St (Montgomery Dr) | SW 124 St (Champman Field Dr) | SW 128 St | SW 136 St (Howard Dr / The Falls Mall) | SW 144 St (Mitchell Dr) | SW 152 St (Coral Reef Dr) | SW 160 St (Colonial Dr) | SW 168 St (Richmond Dr) | SW 174 St (Banyan St) | W Indigo St | SW 184 St (Eureka Dr) | Marlin Rd | SW 200 St (Caribbean Blvd) | SW 112 Ave (Allapattah Rd / Southland Mall) | SW 216 St (Hainlin Mill Dr) | SW 220 St (W Old Cutler Rd) | SW 232 St (Silver Palm Dr) / SW 127 Ave | SW 244 St (Coconut Palm Dr) | SW 264 St (Bauer Dr) | SW 272 St (Epmore Dr) | SW 280 St (Waldin Dr) | SW 296 St | SW 312 St (Campbell Dr) | NE 2 Dr (Homestead City Hall) | SW 324 St / SW 4 St | SW 328 St / SW 8 St (Lucy St) | SW 344 St (Palm Dr / Florida City) |
|---|---|---|---|---|---|---|---|---|---|---|---|---|---|---|---|---|---|---|---|---|---|---|---|---|---|---|---|---|---|---|---|---|
| | | | Ⓟ | Ⓕ | | | | | Ⓕ | | Ⓟ | | Ⓟ | | | Ⓟ | | Ⓕ | Ⓕ | Ⓟ | | | Ⓟ | | | | Ⓟ | Ⓕ | Ⓕ | | | Ⓟ |
| Ridership | ***Aug-17*** | | 3,788 | 100 | 75 | 89 | 75 | 91 | 298 | 154 | 492 | 220 | 371 | 197 | 206 | 347 | 277 | 543 | 464 | 116 | 96 | 39 | 316 | 308 | 127 | 144 | 224 | 501 | 293 | 158 | 149 | 329 |
| Ridership Ranking | ***Aug-17*** | | 1 | - | - | - | - | - | - | - | 4 | - | 6 | - | - | 7 | - | 2 | 5 | - | - | - | 9 | 10 | - | - | - | 3 | - | - | - | 8 |
| **Heavy Rail Transit (HRT)** | 9 / 15 | | ● | ● | | | | | ● | | ● | | ● | | | ● | ● | | ● | | | | ● | ● | | | ● | ● | ● | | | ● |

Ⓟ Existing Park and Ride

Ⓕ Future Park and Ride

SMARTSouth@miamidade.gov www.miamismartplan.com #MiamiSMARTPlan

# Alternative Public Workshop #1:

# Sign- In Sheets

MIAMI-DADE COUNTY

# Department of Transportation and Public Works (DTPW)
# South Corridor Rapid Transit Project
# Alternatives Public Workshops - Elected Officials Sign-in Sheet

☑ **Tuesday, May 22, 2018**
6:00 p.m. – 8:00 p.m.
Palmetto Golf Course, Community Room
9300 SW 152nd Street Miami, FL 33157

☐ **Wednesday, May 23, 2018**
6:00 p.m. - 8:00 p.m.
City of Florida City, Council Chambers
404 W Palm Drive Florida City, FL 33034

☐ **Thursday, May 24, 2018**
6:00 p.m. - 8:00 p.m.
Southland Mall, Fountain Area
20505 S Dixie Highway Cutler Bay, FL 33189

| Name | Representing (Name of business or group) | Address | Phone Number | E-mail Address |
|---|---|---|---|---|
| ~~Peter Vorrees~~ | | | | |
| Guillermo Villatoro | Guest CTAC | 2133 SW 104 Ave 33165 | 786-291-2832 | guillatorohall@yahoo.com |
| | | | | |
| | | | | |
| | | | | |
| | | | | |
| | | | | |
| | | | | |
| | | | | |
| | | | | |

MIAMI-DADE COUNTY

# Department of Transportation and Public Works (DTPW)
## South Corridor Rapid Transit Project
## Alternatives Public Workshops - Sign-in Sheet

☐ **Tuesday, May 22, 2018**
6:00 p.m. – 8:00 p.m.
Palmetto Golf Course, Community Room
9300 SW 152nd Street Miami, FL 33157

☐ **Wednesday, May 23, 2018**
6:00 p.m. - 8:00 p.m.
City of Florida City, Council Chambers
404 W Palm Drive Florida City, FL 33034

☐ **Thursday, May 24, 2018**
6:00 p.m. - 8:00 p.m.
Southland Mall, Fountain Area
20505 S Dixie Highway Cutler Bay, FL 33189

| Name | Representing (Name of business or group) | Address | Phone Number | E-mail Address |
|---|---|---|---|---|
| ~~David Marcum~~ | ~~AECOM~~ | | ~~305.514.2933~~ | |
| MADELINE ROMAN | | 9383 SW 182 ST | | |
| Pierre Creveaux | | | | PACREVAUX@Gmail.com |
| Jeannette Sullivan | | 16433 SW 116 AVE | | JSULLIVANGOLF@GMAIL.COM |
| Renee Reynolds | | 8870 SW 192 DR | 305 338 8192 | coconut_ldy@hotmail.com |
| Tom Gibson | | 2704 Augusta Dr | 336-710-6735 | |
| Steve Hamilton | | 961 SW 176 Ave, Pines | 954-801-7880 | stephen@cityfram.org |
| Hai Kieu | | | | |
| Pam Jennings | | 11506 S.W. 148 LN | | Pjennings@dadeschools.net |
| Brent & Barbara Fonne | | MIAMI, FL 33176<br>14941 SW 88 Ave<br>Palmetto Bay, FL 33176 | 786 462-8647 | brentfonne@gmail.com |

MIAMI-DADE COUNTY

# Department of Transportation and Public Works (DTPW)
## South Corridor Rapid Transit Project
## Alternatives Public Workshops - Sign-in Sheet

☐ **Tuesday, May 22, 2018**
6:00 p.m. – 8:00 p.m.
Palmetto Golf Course, Community Room
9300 SW 152nd Street Miami, FL 33157

☐ **Wednesday, May 23, 2018**
6:00 p.m. - 8:00 p.m.
City of Florida City, Council Chambers
404 W Palm Drive Florida City, FL 33034

☐ **Thursday, May 24, 2018**
6:00 p.m. - 8:00 p.m.
Southland Mall, Fountain Area
20505 S Dixie Highway Cutler Bay, FL 33189

| Name | Representing (Name of business or group) | Address | Phone Number | E-mail Address |
|---|---|---|---|---|
| José René Iavarrete | EDC Redland Market | 24420 S. Dixie Hgh 33032 | 7/5346802 | |
| Leslie Cummings | — | 10765 SW 152 Terr | 7473-8737 | cletsey@bellsouth.net |
| Marsha Matson | | 9300 SW 180 St P.B. 33157 | | matson4palmettoBay@gmail.com |
| Joe Bier | — | 13801 S.W. 84 Ave | | |
| Linda Taylor | SCRTPG | 11420 SW 148 TERR 33176 | 305-233-4212 | Cookye@bellsouth.net |
| Marc Golob | | 33157 | 786-562-4832 | mgolobind@gmail.com |
| Jerry Alleyne-Nagee | | 11105 S.W. 165th Terrace | 305-505-5573 | jnagee@aol.com. |
| Suzanne Akucewicz | | 16102 SW 98 Ave 33157 | 786-831-4700 | SCAJBA@YAHOO.COM |
| Wilson Fernandez | TPO | 111 NW 1 St Ste 920 | 305 375 4507 | wilson.fernandez@mdtpo.org |
| Richard Reese | | 22550 SW 179 PL | 3/389-1606 | rrees@miamidade.gov |

MIAMI-DADE COUNTY

# Department of Transportation and Public Works (DTPW)
## South Corridor Rapid Transit Project
## Alternatives Public Workshops - Sign-in Sheet

☐ **Tuesday, May 22, 2018**
6:00 p.m. – 8:00 p.m.
Palmetto Golf Course, Community Room
9300 SW 152nd Street Miami, FL 33157

☐ **Wednesday, May 23, 2018**
6:00 p.m. - 8:00 p.m.
City of Florida City, Council Chambers
404 W Palm Drive Florida City, FL 33034

☐ **Thursday, May 24, 2018**
6:00 p.m. - 8:00 p.m.
Southland Mall, Fountain Area
20505 S Dixie Highway Cutler Bay, FL 33189

| Name | Representing (Name of business or group) | Address | Phone Number | E-mail Address |
|---|---|---|---|---|
| Suzanne Gilmore | | PO Box 558694 | 7462102575 | sggov@bellsouth.net |
| C.A. Sellers | | P.O. Box 558694 | 786 338 8710 | tony_sellers@yhoo.com |
| M. Saulary | | | 786-399-5078 | Maria.Saulary@Gmail.com. |
| Linda Schotthoefer | | 13000 SW 92nd Ave #B-405, Miami FL 33176 | 786-586-9227 | SchotthL@gmail.com. |
| C. Merwitzer | | Po Box 562521 33156 | | |
| Donald Fitzgerald | | 8021 SW 163rd St. Palmetto Bay FL 33157 | (305) 396-9094 | donaldfitzgerald@gmail.com |
| | | | | |
| | | | | |
| | | | | |
| | | | | |

MIAMI-DADE COUNTY

# Department of Transportation and Public Works (DTPW)
## South Corridor Rapid Transit Project
## Alternatives Public Workshops - Sign-in Sheet

☐ **Tuesday, May 22, 2018**
6:00 p.m. – 8:00 p.m.
Palmetto Golf Course, Community Room
9300 SW 152nd Street Miami, FL 33157

☐ **Wednesday, May 23, 2018**
6:00 p.m. - 8:00 p.m.
City of Florida City, Council Chambers
404 W Palm Drive Florida City, FL 33034

☐ **Thursday, May 24, 2018**
6:00 p.m. - 8:00 p.m.
Southland Mall, Fountain Area
20505 S Dixie Highway Cutler Bay, FL 33189

| Name | Representing (Name of business or group) | Address | Phone Number | E-mail address |
|---|---|---|---|---|
| Richard Wolfe | Home owner | 8001 SW 112 St | 305-661-2222 | rickonkillian@yahoo.com |
| Miguel Pung | Home Owner | 15982 SW 61 LN. | | Miguel.Pung@Att.com |
| Ignacio Yarte | Home Owner | 9500 SW 165 terr | 305-588 0182 | |
| Jorge J. Zaldivar | | | | mmm@GuavaRico.com |
| Scott Manas | Condo Owner | 13000 SW 92 Ave | 3-200-7925 | smanas@aol.com |
| Mark Merwitzer | student | 14730 SW 75 Ave | 7-505-7272 | mbmerwitzer@gmail.com |
| Martin Lampkin | Home Owner | 10235 SW 172 St | 786 572 6201 | wpoc99@hotmail.com |
| | | | | |
| | | | | |
| | | | | |

MIAMI-DADE COUNTY

# Department of Transportation and Public Works (DTPW)
## South Corridor Rapid Transit Project
## Alternative Public Workshops - Staff Sign-in Sheet

☑ Tuesday, May 22, 2018
6:00 p.m. – 8:00 p.m.
Palmetto Golf Course, Community Room
9300 SW 152nd Street Miami, FL 33157

☐ Wednesday, May 23, 2018
6:00 p.m. - 8:00 p.m.
City of Florida City, Council Chambers
404 W Palm Drive Florida City, FL 33034

☐ Thursday, May 24, 2018
6:00 p.m. - 8:00 p.m.
Southland Mall, Fountain Area
20505 S Dixie Highway Cutler Bay, FL 33189

| Name | Representing (Name of business or group) | Address | Phone Number | E-mail address |
|---|---|---|---|---|
| Andrew Davis-Lockwood | AECOM | | | andrew.davis-lockwood@AECOM.com |
| Jie Bian | DTPW | 701 NW 1st Ct. Miami 33136 | 786-469-5245 | jie.bian@miamidade.gov |
| Jose de Almagro | AECOM | | 305-987-5292 | Jose.dealmagro@aecom.com |
| Julio Boucle | AECOM | | 305-262-7466 | Julio.Boucle@AECOM.com |
| Brian Smart | AECOM | | 6786421815 | brian.smart@aecom.com |
| Anna Racz | AECOM | | 518-956-0351 | anna.racz@aecom.com |
| Monica Ceias | DTPW | | 786-469-5290 | mceias@miamidade.gov |
| Karla Damian | DTPW | 701 NW 1st Ct. M, FL 33136 | 786-469-5420 | kdamian@miamidade.gov |
| [illegible] | Pinecrest | | | |
| Johnny Farias | MDC CETIS | | 786 714 8885 | |

MIAMI-DADE COUNTY

# Department of Transportation and Public Works (DTPW)
## South Corridor Rapid Transit Project
## Alternative Public Workshops - Staff Sign-in Sheet

☑ Tuesday, May 22, 2018
6:00 p.m. – 8:00 p.m.
Palmetto Golf Course, Community Room
9300 SW 152nd Street Miami, FL 33157

☐ Wednesday, May 23, 2018
6:00 p.m. - 8:00 p.m.
City of Florida City, Council Chambers
404 W Palm Drive Florida City, FL 33034

☐ Thursday, May 24, 2018
6:00 p.m. - 8:00 p.m.
Southland Mall, Fountain Area
20505 S Dixie Highway Cutler Bay, FL 33189

| Name | Representing (Name of business or group) | Address | Phone Number | E-mail address |
|---|---|---|---|---|
| David Maiorana | AECOM | 7650 NW 19ST #400 Miami, FL 33126 | 305.514.2433 | dmaiorana803@gmail.com |
| John Kulpa | AECOM | 7650 NW 19th ST #400 Miami FL 33126 | 786 682 4965 | JOHN.KULPA@AECOM.COM |
| Ed Palacio | AECOM | " | 305 513 3502 | Ed.Palacio@AECOM.com |
| Chuiesse Chester | CM | 433 NE 167 Street | 3059447564 | |
| DAVID BURWELL | AECOM | | | DAVID.BURWELL@AECOM.COM |
| CHRIS MARTIN | AECOM | | | CHRIS.C.MARTIN@AECOM.COM |
| LAURA CHERNEY | AECOM | | 305 514 2426 | LAURA.CHERNEY@aecom.com |
| MICHAEL KERWIN | AECOM | 2699 TIGERTAIL AVE APT 23 MIAMI 33133 | 305 562 0068 | michael.kerwin@aecom.com |
| ZAK NAHROCKS | AECOM | " | " | ZACHARY.NAHROCKS@AECOM.COM |
| Quamieshia Dey | Creativision Media | [redacted] | | qdey@creativisionmedia.com |

MIAMI-DADE COUNTY

# Department of Transportation and Public Works (DTPW)
## South Corridor Rapid Transit Project
## Alternative Public Workshops - Staff Sign-in Sheet

☑ Tuesday, May 22, 2018
6:00 p.m. – 8:00 p.m.
Palmetto Golf Course, Community Room
9300 SW 152nd Street Miami, FL 33157

☐ Wednesday, May 23, 2018
6:00 p.m. - 8:00 p.m.
City of Florida City, Council Chambers
404 W Palm Drive Florida City, FL 33034

☐ Thursday, May 24, 2018
6:00 p.m. - 8:00 p.m.
Southland Mall, Fountain Area
20505 S Dixie Highway Cutler Bay, FL 33189

| Name | Representing (Name of business or group) | Address | Phone Number | E-mail address |
|---|---|---|---|---|
| Peter Voorhees | AECOM | 7650 NW 19th St. Miami | 248-703-1510 | peter.voorhees@aecom.com |
| Jeannine Gastonde | TPO | | 305-375-1739 | Jeannine.Gastonde@mdtpo.org. |
| Alex David | Calvin Giordano & Assoc. | 10800 Biscayne Blvd. Suite 950 Miami, FL 33161 | 786-514-0121 | adavide@cgasolutions.com |
| Chris Ferrin | Miami-Dade County | 111 NW 1 Street, Suite 320 | 3/ 375-4831 | christf@miamidadegov. |
| | | | | |
| | | | | |
| | | | | |
| | | | | |
| | | | | |
| | | | | |

# Alternative Public Workshop #1: Comment Cards

**Department of Transportation and Public Works (DTPW)**
**South Corridor Rapid Transit Project**
**ALTERNATIVES PUBLIC WORKSHOPS/**
**TALLERES PÚBLICOS DE ALTERNATIVAS**

**COMMENT SHEET / HOJA DE COMENTARIOS**

Please select (using boxes below) which meeting you are attending / *Por favor, seleccione (usando las casillas a continuación) a cuál reunión asistió:*

- [x] **Tuesday, May 22, 2018** martes 22 de mayo del 2018 6:00 p.m. – 8:00 p.m. Palmetto Golf Course, Community Room 9300 SW 152nd Street Miami, FL 33157
- [ ] **Wednesday, May 23, 2018** jueves 24 de mayo del 2018 6:00 p.m. - 8:00 p.m. City of Florida City, Council Chambers 404 W Palm Drive Florida City, FL 33034
- [ ] **Thursday, May 24, 2018** miércoles 23 de mayo del 2018 6:00 p.m. - 8:00 p.m. Southland Mall Fountain Area 20505 S Dixie Highway Cutler Bay, FL 33189

Do you have any preferences/ comments/ suggestions on our Station Designs?
¿Tiene alguna preferencia / comentario / sugerencia en nuestros diseños de estación?

Enclosed Center Platform Design/ Diseño de plataforma central _____
Honeycomb Vault Design/Diseño de bóveda de panal ✓

Do you have any preferences/ comments/ suggestions on the alternatives?
¿Tiene alguna preferencia / comentario / sugerencia en nuestros diseños de estación?

Bus Rapid Transit/ Autobuses de tránsito rápido_____ Metrorail Extension/ Extensión de Metrorail_____ Connected/ Autonomous/ Conectado / Autónomo _____

Honeycomb has station was nice
Too for Buses similar to the one
Lenon at 200 st for now with metal
roofs. Need Circulator bus for the perimeter
/colonial area

Other Comments/ Otros comentarios:

MIAMI-DADE COUNTY

Name / Nombre: Martin Lampkin
Address / Dirección: 10225 SW 172 ST
Phone / Teléfono: 786 572 6201
Email / Correo Electrónico: wpac99@hotmail.com

**Department of Transportation and Public Works (DTPW)**
**South Corridor Rapid Transit Project**
**ALTERNATIVES PUBLIC WORKSHOPS/**
**TALLERES PÚBLICOS DE ALTERNATIVAS**

**COMMENT SHEET / HOJA DE COMENTARIOS**

Please select (using boxes below) which meeting you are attending / *Por favor, seleccione (usando las casillas a continuación) a cuál reunión asistió:*

- [x] **Tuesday, May 22, 2018** martes 22 de mayo del 2018 6:00 p.m. – 8:00 p.m. Palmetto Golf Course, Community Room 9300 SW 152nd Street Miami, FL 33157
- [ ] **Wednesday, May 23, 2018** jueves 24 de mayo del 2018 6:00 p.m. - 8:00 p.m. City of Florida City, Council Chambers 404 W Palm Drive Florida City, FL 33034
- [ ] **Thursday, May 24, 2018** miércoles 23 de mayo del 2018 6:00 p.m. - 8:00 p.m. Southland Mall Fountain Area 20505 S Dixie Highway Cutler Bay, FL 33189

Do you have any preferences/ comments/ suggestions on our Station Designs?
¿Tiene alguna preferencia / comentario / sugerencia en nuestros diseños de estación?

Enclosed Center Platform Design/ Diseño de plataforma central _____
Honeycomb Vault Design/Diseño de bóveda de panal ✓

Do you have any preferences/ comments/ suggestions on the alternatives?
¿Tiene alguna preferencia / comentario / sugerencia en nuestros diseños de estación?

Bus Rapid Transit/ Autobuses de tránsito rápido_____ Metrorail Extension/ Extensión de Metrorail ✓ Connected/ Autonomous/ Conectado / Autónomo _____

The time it will take for this option is
disappointing, but in the long run it's the
best solution.

Other Comments/ Otros comentarios:

Thank you for the group of staff here tonight
to provide 1-on-1 explanations.

MIAMI-DADE COUNTY

Name / Nombre: Linda Schuthrodes
Address / Dirección: 12200 SW 92 Ave "Bay"
Phone / Teléfono: 786-536-9227
Email / Correo Electrónico: SchuthL@gmail.com

**Department of Transportation and Public Works (DTPW)**
**South Corridor Rapid Transit Project**
**ALTERNATIVES PUBLIC WORKSHOPS/**
**TALLERES PÚBLICOS DE ALTERNATIVAS**

**COMMENT SHEET / HOJA DE COMENTARIOS**

Please select (using boxes below) which meeting you are attending / *Por favor, seleccione (usando las casillas a continuación) a cuál reunión asistió:*

- [x] **Tuesday, May 22, 2018** martes 22 de mayo del 2018 6:00 p.m. – 8:00 p.m. Palmetto Golf Course, Community Room 9300 SW 152nd Street Miami, FL 33157
- [ ] **Wednesday, May 23, 2018** jueves 24 de mayo del 2018 6:00 p.m. - 8:00 p.m. City of Florida City, Council Chambers 404 W Palm Drive Florida City, FL 33034
- [ ] **Thursday, May 24, 2018** miércoles 23 de mayo del 2018 6:00 p.m. - 8:00 p.m. Southland Mall Fountain Area 20505 S Dixie Highway Cutler Bay, FL 33189

Do you have any preferences/ comments/ suggestions on our Station Designs?
¿Tiene alguna preferencia / comentario / sugerencia en nuestros diseños de estación?

Enclosed Center Platform Design/ Diseño de plataforma central ✓
Honeycomb Vault Design/Diseño de bóveda de panal _____

Do you have any preferences/ comments/ suggestions on the alternatives?
¿Tiene alguna preferencia / comentario / sugerencia en nuestros diseños de estación?

Bus Rapid Transit/ Autobuses de tránsito rápido ✓ Metrorail Extension/ Extensión de Metrorail_____ Connected/ Autonomous/ Conectado / Autónomo _____

Other Comments/ Otros comentarios:

Thanks!

MIAMI-DADE COUNTY

Name / Nombre: Scott Manas
Address / Dirección: 13000 SW 92 Ave R-405 33176
Phone / Teléfono: 3-200-7925
Email / Correo Electrónico: smanas@aol.com

**Department of Transportation and Public Works (DTPW)**
**South Corridor Rapid Transit Project**
**ALTERNATIVES PUBLIC WORKSHOPS/**
**TALLERES PÚBLICOS DE ALTERNATIVAS**

**COMMENT SHEET / HOJA DE COMENTARIOS**

Please select (using boxes below) which meeting you are attending / *Por favor, seleccione (usando las casillas a continuación) a cuál reunión asistió:*

- [x] **Tuesday, May 22, 2018** martes 22 de mayo del 2018 6:00 p.m. – 8:00 p.m. Palmetto Golf Course, Community Room 9300 SW 152nd Street Miami, FL 33157
- [ ] **Wednesday, May 23, 2018** jueves 24 de mayo del 2018 6:00 p.m. - 8:00 p.m. City of Florida City, Council Chambers 404 W Palm Drive Florida City, FL 33034
- [ ] **Thursday, May 24, 2018** miércoles 23 de mayo del 2018 6:00 p.m. - 8:00 p.m. Southland Mall Fountain Area 20505 S Dixie Highway Cutler Bay, FL 33189

Do you have any preferences/ comments/ suggestions on our Station Designs?
¿Tiene alguna preferencia / comentario / sugerencia en nuestros diseños de estación?

Please use native plants in the landscaping

Enclosed Center Platform Design/ Diseño de plataforma central _____
Honeycomb Vault Design/Diseño de bóveda de panal _____

Do you have any preferences/ comments/ suggestions on the alternatives?
¿Tiene alguna preferencia / comentario / sugerencia en nuestros diseños de estación?

Bus Rapid Transit/ Autobuses de tránsito rápido _____ Metrorail Extension/ Extensión de Metrorail ✓ Connected/ Autonomous/ Conectado / Autónomo _____

Other Comments/ Otros comentarios:

Please use native plants in the landscaping

MIAMI-DADE COUNTY

Name / Nombre:
Address / Dirección:
Phone / Teléfono:
Email / Correo Electrónico:

**Department of Transportation and Public Works (DTPW)**
**South Corridor Rapid Transit Project**
**ALTERNATIVES PUBLIC WORKSHOPS/**
**TALLERES PÚBLICOS DE ALTERNATIVAS**

**COMMENT SHEET / HOJA DE COMENTARIOS**

Please select (using boxes below) which meeting you are attending / *Por favor, seleccione (usando las casillas a continuación) a cuál reunión asistió:*

- ☑ Tuesday, May 22, 2018 / martes 22 de mayo del 2018 / 6:00 p.m. – 8:00 p.m. / Palmetto Golf Course, Community Room / 9300 SW 152nd Street / Miami, FL 33157
- ☐ Wednesday, May 23, 2018 / jueves 24 de mayo del 2018 / 6:00 p.m. - 8:00 p.m. / City of Florida City, Council Chambers / 404 W Palm Drive / Florida City, FL 33034
- ☐ Thursday, May 24, 2018 / miércoles 23 de mayo del 2018 / 6:00 p.m. - 8:00 p.m. / Southland Mall Fountain Area / 20505 S Dixie Highway Cutler Bay, FL 33189

Do you have any preferences/ comments/ suggestions on our Station Designs?
¿Tiene alguna preferencia / comentario / sugerencia en nuestros diseños de estación?

Enclosed Center Platform Design/ Diseño de plataforma central _____
Honeycomb Vault Design/Diseño de bóveda de panal _____

Do you have any preferences/ comments/ suggestions on the alternatives?
¿Tiene alguna preferencia / comentario / sugerencia en nuestros diseños de estación?

Bus Rapid Transit/ Autobuses de tránsito rápido _____ Metrorail Extandon/ Extensión de Metrorail ✓ Connected/ Autonomous/ Conectado / Autónomo _____

Overhead Metro rail is preferred due to Avoid Extra Stop at Light

Other Comments/ Otros comentarios:

Name / Nombre: Ignacio Varela
Address / Dirección: 9500 SW 165 Terrace.
Phone / Teléfono: 305-588-4172
Email / Correo Electrónico:

MIAMI-DADE COUNTY

---

**Department of Transportation and Public Works (DTPW)**
**South Corridor Rapid Transit Project**
**ALTERNATIVES PUBLIC WORKSHOPS/**
**TALLERES PÚBLICOS DE ALTERNATIVAS**

**COMMENT SHEET / HOJA DE COMENTARIOS**

Please select (using boxes below) which meeting you are attending / *Por favor, seleccione (usando las casillas a continuación) a cuál reunión asistió:*

- ☑ Tuesday, May 22, 2018 / martes 22 de mayo del 2018 / 6:00 p.m. – 8:00 p.m. / Palmetto Golf Course, Community Room / 9300 SW 152nd Street / Miami, FL 33157
- ☐ Wednesday, May 23, 2018 / jueves 24 de mayo del 2018 / 6:00 p.m. - 8:00 p.m. / City of Florida City, Council Chambers / 404 W Palm Drive / Florida City, FL 33034
- ☐ Thursday, May 24, 2018 / miércoles 23 de mayo del 2018 / 6:00 p.m. - 8:00 p.m. / Southland Mall Fountain Area / 20505 S Dixie Highway Cutler Bay, FL 33189

Do you have any preferences/ comments/ suggestions on our Station Designs? Yes,
¿Tiene alguna preferencia / comentario / sugerencia en nuestros diseños de estación?

Enclosed Center Platform Design/ Diseño de plataforma central _____
Honeycomb Vault Design/Diseño de bóveda de panal _____

Any expension to the existing system is needed. Suggest building something that can be expanded as ridership and resources become available. Doing nothing is not an alternative unless total roadway gridlock is desired

Do you have any preferences/ comments/ suggestions on the alternatives?
¿Tiene alguna preferencia / comentario / sugerencia en nuestros diseños de estación?

Bus Rapid Transit/ Autobuses de tránsito rápido _____ Metrorail Extension/ Extensión de Metrorail ✓ Connected/ Autonomous/ Conectado / Autónomo _____

Ultimately a robust metro rail to all corridors is desired. But, begin with Autobuses that are easy to understand. Public encouragement to use the expansion will increase use, & revenue.

Other Comments/ Otros comentarios:

Name / Nombre: Brent & Barbara Fanner
Address / Dirección: 14941 SW 85th Ave Palmetto Bay 33158
Phone / Teléfono: 786-463-8047
Email / Correo Electrónico: Brent Fanner@aol.com

MIAMI-DADE COUNTY

---

**Department of Transportation and Public Works (DTPW)**
**South Corridor Rapid Transit Project**
**ALTERNATIVES PUBLIC WORKSHOPS/**
**TALLERES PÚBLICOS DE ALTERNATIVAS**

**COMMENT SHEET / HOJA DE COMENTARIOS**

Please select (using boxes below) which meeting you are attending / *Por favor, seleccione (usando las casillas a continuación) a cuál reunión asistió:*

- ☒ Tuesday, May 22, 2018 / martes 22 de mayo del 2018 / 6:00 p.m. – 8:00 p.m. / Palmetto Golf Course, Community Room / 9300 SW 152nd Street / Miami, FL 33157
- ☐ Wednesday, May 23, 2018 / jueves 24 de mayo del 2018 / 6:00 p.m. - 8:00 p.m. / City of Florida City, Council Chambers / 404 W Palm Drive / Florida City, FL 33034
- ☐ Thursday, May 24, 2018 / miércoles 23 de mayo del 2018 / 6:00 p.m. - 8:00 p.m. / Southland Mall Fountain Area / 20505 S Dixie Highway Cutler Bay, FL 33189

Do you have any preferences/ comments/ suggestions on our Station Designs?
¿Tiene alguna preferencia / comentario / sugerencia en nuestros diseños de estación?

Enclosed Center Platform Design/ Diseño de plataforma central _____
Honeycomb Vault Design/Diseño de bóveda de panal _____

Do you have any preferences/ comments/ suggestions on the alternatives?
¿Tiene alguna preferencia / comentario / sugerencia en nuestros diseños de estación?

Bus Rapid Transit/ Autobuses de tránsito rápido _____ Metrorail Extension/ Extensión de Metrorail _____ Connected/ Autonomous/ Conectado / Autónomo _____

All good

All Parking Lots Need Sufficient Permanent Lighting

Riders should feel Welcome

Other Comments/ Otros comentarios: Should Reflect well on the County

All station need Parking, No parking are customers

Busway should be a park - with seating

Canvas stations Away in need of Repair - Eyesores

Name / Nombre: Suzanne Aiello Nix
Address / Dirección: 16102 SW 94 Ave
Phone / Teléfono: 786 514 4779
Email / Correo Electrónico: SCATA@Yahoo.com

MIAMI-DADE COUNTY

---

**Department of Transportation and Public Works (DTPW)**
**South Corridor Rapid Transit Project**
**ALTERNATIVES PUBLIC WORKSHOPS/**
**TALLERES PÚBLICOS DE ALTERNATIVAS**

**COMMENT SHEET / HOJA DE COMENTARIOS**

Please select (using boxes below) which meeting you are attending / *Por favor, seleccione (usando las casillas a continuación) a cuál reunión asistió:*

- ☒ Tuesday, May 22, 2018 / martes 22 de mayo del 2018 / 6:00 p.m. – 8:00 p.m. / Palmetto Golf Course, Community Room / 9300 SW 152nd Street / Miami, FL 33157
- ☐ Wednesday, May 23, 2018 / jueves 24 de mayo del 2018 / 6:00 p.m. - 8:00 p.m. / City of Florida City, Council Chambers / 404 W Palm Drive / Florida City, FL 33034
- ☐ Thursday, May 24, 2018 / miércoles 23 de mayo del 2018 / 6:00 p.m. - 8:00 p.m. / Southland Mall Fountain Area / 20505 S Dixie Highway Cutler Bay, FL 33189

Do you have any preferences/ comments/ suggestions on our Station Designs?
¿Tiene alguna preferencia / comentario / sugerencia en nuestros diseños de estación?

Enclosed Center Platform Design/ Diseño de plataforma central _____
Honeycomb Vault Design/Diseño de bóveda de panal X

Do you have any preferences/ comments/ suggestions on the alternatives?
¿Tiene alguna preferencia / comentario / sugerencia en nuestros diseños de estación?

Bus Rapid Transit/ Autobuses de tránsito rápido X Metrorail Extension/ Extensión de Metrorail _____ Connected/ Autonomous/ Conectado / Autónomo _____

We need relief from traffic ASAP. Therefore my preference is BRT we cannot afford to wait, especially for matching funds from the federal government.

Other Comments/ Otros comentarios:

Name / Nombre: Linda Cooks Taylor
Address / Dirección: 11420 SW 14th Terr Miami 33176
Phone / Teléfono: 305-233-4213
Email / Correo Electrónico: Cookyc@bellsouth.net

MIAMI-DADE COUNTY

**Department of Transportation and Public Works (DTPW)**
**South Corridor Rapid Transit Project**
**ALTERNATIVES PUBLIC WORKSHOPS/**
**TALLERES PÚBLICOS DE ALTERNATIVAS**
**COMMENT SHEET / HOJA DE COMENTARIOS**

Please select (using boxes below) which meeting you are attending / *Por favor, seleccione (usando las casillas a continuación) a cuál reunión asistió:*

- [x] Tuesday, May 22, 2018 / martes 22 de mayo del 2018 / 6:00 p.m. – 8:00 p.m. / Palmetto Golf Course, Community Room / 9300 SW 152nd Street / Miami, FL 33157
- [ ] Wednesday, May 23, 2018 / jueves 24 de mayo del 2018 / 6:00 p.m. - 8:00 p.m. / City of Florida City, Council Chambers / 404 W Palm Drive / Florida City, FL 33034
- [ ] Thursday, May 24, 2018 / miércoles 23 de mayo del 2018 / 6:00 p.m. - 8:00 p.m. / Southland Mall Fountain Area / 20505 S Dixie Highway Cutler Bay, FL 33189

Do you have any preferences/ comments/ suggestions on our Station Designs?
¿Tiene alguna preferencia / comentario / sugerencia en nuestros diseños de estación?

Enclosed Center Platform Design/ Diseño de plataforma central _____
Honeycomb Vault Design/Diseño de bóveda de panal _____

PLEASE "FANCY BUT EXPENSIVE" STATION STOPS - PUT THE SAVED INTO SYSTEM

Do you have any preferences/ comments/ suggestions on the alternatives?
¿Tiene alguna preferencia / comentario / sugerencia en nuestros diseños de estación?

Bus Rapid Transit/ Autobuses de tránsito rápido_____ Metrorail Extension/ Extensión de Metrorail_____ Connected/ Autonomous/ Conectado / Autónomo _____

Other Comments/ Otros comentarios:

Name / Nombre:
Address / Dirección:
Phone / Teléfono:
Email / Correo Electrónico:

MIAMI-DADE COUNTY

---

**Department of Transportation and Public Works (DTPW)**
**South Corridor Rapid Transit Project**
**ALTERNATIVES PUBLIC WORKSHOPS/**
**TALLERES PÚBLICOS DE ALTERNATIVAS**
**COMMENT SHEET / HOJA DE COMENTARIOS**

Please select (using boxes below) which meeting you are attending / *Por favor, seleccione (usando las casillas a continuación) a cuál reunión asistió:*

- [x] Tuesday, May 22, 2018 / martes 22 de mayo del 2018 / 6:00 p.m. – 8:00 p.m. / Palmetto Golf Course, Community Room / 9300 SW 152nd Street / Miami, FL 33157
- [ ] Wednesday, May 23, 2018 / jueves 24 de mayo del 2018 / 6:00 p.m. - 8:00 p.m. / City of Florida City, Council Chambers / 404 W Palm Drive / Florida City, FL 33034
- [ ] Thursday, May 24, 2018 / miércoles 23 de mayo del 2018 / 6:00 p.m. - 8:00 p.m. / Southland Mall Fountain Area / 20505 S Dixie Highway Cutler Bay, FL 33189

Do you have any preferences/ comments/ suggestions on our Station Designs?
¿Tiene alguna preferencia / comentario / sugerencia en nuestros diseños de estación?

Enclosed Center Platform Design/ Diseño de plataforma central _____
Honeycomb Vault Design/Diseño de bóveda de panal ✓

Do you have any preferences/ comments/ suggestions on the alternatives?
¿Tiene alguna preferencia / comentario / sugerencia en nuestros diseños de estación?

Bus Rapid Transit/ Autobuses de tránsito rápido ✓ Metrorail Extension/ Extensión de Metrorail_____ Connected/ Autonomous/ Conectado / Autónomo _____

Ease of transfer to local BUS. can get it completed faster

Other Comments/ Otros comentarios:

think zoning should be changed to allow workforce housing at stations, and local Bus Stops

Name / Nombre: Richard Wolfe
Address / Dirección: 8001 SW 112 St
Phone / Teléfono: 305-661-2222
Email / Correo Electrónico: rickenkillian@yahoo.com

MIAMI-DADE COUNTY

---

**Department of Transportation and Public Works (DTPW)**
**South Corridor Rapid Transit Project**
**ALTERNATIVES PUBLIC WORKSHOPS/**
**TALLERES PÚBLICOS DE ALTERNATIVAS**
**COMMENT SHEET / HOJA DE COMENTARIOS**

Please select (using boxes below) which meeting you are attending / *Por favor, seleccione (usando las casillas a continuación) a cuál reunión asistió:*

- [x] Tuesday, May 22, 2018 / martes 22 de mayo del 2018 / 6:00 p.m. – 8:00 p.m. / Palmetto Golf Course, Community Room / 9300 SW 152nd Street / Miami, FL 33157
- [ ] Wednesday, May 23, 2018 / jueves 24 de mayo del 2018 / 6:00 p.m. - 8:00 p.m. / City of Florida City, Council Chambers / 404 W Palm Drive / Florida City, FL 33034
- [ ] Thursday, May 24, 2018 / miércoles 23 de mayo del 2018 / 6:00 p.m. - 8:00 p.m. / Southland Mall Fountain Area / 20505 S Dixie Highway Cutler Bay, FL 33189

Do you have any preferences/ comments/ suggestions on our Station Designs?
¿Tiene alguna preferencia / comentario / sugerencia en nuestros diseños de estación?

Enclosed Center Platform Design/ Diseño de plataforma central _____
Honeycomb Vault Design/Diseño de bóveda de panal _____

I like the platform design but please make sure the glass is impact and low-e. It will be really hot under there and tinted. I try to avoid the sun

Do you have any preferences/ comments/ suggestions on the alternatives?
¿Tiene alguna preferencia / comentario / sugerencia en nuestros diseños de estación?

Bus Rapid Transit/ Autobuses de tránsito rápido ✓ Metrorail Extension/ Extensión de Metrorail_____ Connected/ Autonomous/ Conectado / Autónomo _____

The most cost effective and the one that will take the shortest amount of time to implement is the BRT. I prefer the metrorail extension but citizens cannot live through 8-10 years of construction. Our highways are always under construction and it's painful.

Other Comments/ Otros comentarios:

Thank you for conducting this meeting and hearing our concerns.

Name / Nombre: Leslie Cummings
Address / Dirección:
Phone / Teléfono:
Email / Correo Electrónico: chelseyg@bellsouth.net

MIAMI-DADE COUNTY

---

**Department of Transportation and Public Works (DTPW)**
**South Corridor Rapid Transit Project**
**ALTERNATIVES PUBLIC WORKSHOPS/**
**TALLERES PÚBLICOS DE ALTERNATIVAS**
**COMMENT SHEET / HOJA DE COMENTARIOS**

Please select (using boxes below) which meeting you are attending / *Por favor, seleccione (usando las casillas a continuación) a cuál reunión asistió:*

- [x] Tuesday, May 22, 2018 / martes 22 de mayo del 2018 / 6:00 p.m. – 8:00 p.m. / Palmetto Golf Course, Community Room / 9300 SW 152nd Street / Miami, FL 33157
- [ ] Wednesday, May 23, 2018 / jueves 24 de mayo del 2018 / 6:00 p.m. - 8:00 p.m. / City of Florida City, Council Chambers / 404 W Palm Drive / Florida City, FL 33034
- [ ] Thursday, May 24, 2018 / miércoles 23 de mayo del 2018 / 6:00 p.m. - 8:00 p.m. / Southland Mall Fountain Area / 20505 S Dixie Highway Cutler Bay, FL 33189

Do you have any preferences/ comments/ suggestions on our Station Designs?
¿Tiene alguna preferencia / comentario / sugerencia en nuestros diseños de estación?

Enclosed Center Platform Design/ Diseño de plataforma central _____
Honeycomb Vault Design/Diseño de bóveda de panal ✓

I Think The Honeycomb design is attractive and modern.

Do you have any preferences/ comments/ suggestions on the alternatives?
¿Tiene alguna preferencia / comentario / sugerencia en nuestros diseños de estación?

Bus Rapid Transit/ Autobuses de tránsito rápido ✓ Metrorail Extension/ Extensión de Metrorail_____ Connected/ Autonomous/ Conectado / Autónomo _____

considering the high cost of MRT, BRT seems like a reasonable solution but I would support initiating an AV fleet as well as

Other Comments/ Otros comentarios:

I Think beginning an autonomous vehicle service on small scale would be very helpful as a test and also in order to start with a New Technology.

Name / Nombre: Guillermo Villatoro
Address / Dirección: 7133 SW 104 Ave 33173
Phone / Teléfono: 786-241-2832
Email / Correo Electrónico: guillermovillatoro@yahoo.com

MIAMI-DADE COUNTY

**Department of Transportation and Public Works (DTPW)**
**South Corridor Rapid Transit Project**
**ALTERNATIVES PUBLIC WORKSHOPS/**
**TALLERES PÚBLICOS DE ALTERNATIVAS**

**COMMENT SHEET / HOJA DE COMENTARIOS**

Please select (using boxes below) which meeting you are attending / *Por favor, seleccione (usando las casillas a continuación) a cuál reunión asistió:*

- ☑ Tuesday, May 22, 2018 / martes 22 de mayo del 2018 — 6:00 p.m. – 8:00 p.m. — Palmetto Golf Course, Community Room — 9300 SW 152nd Street — Miami, FL 33157
- ☐ Wednesday, May 23, 2018 / jueves 24 de mayo del 2018 — 6:00 p.m. - 8:00 p.m. — City of Florida City, Council Chambers — 404 W Palm Drive — Florida City, FL 33034
- ☐ Thursday, May 24, 2018 / miércoles 23 de mayo del 2018 — 6:00 p.m. - 8:00 p.m. — Southland Mall Fountain Area — 20505 S Dixie Highway Cutler Bay, FL 33189

Do you have any preferences/ comments/ suggestions on our Station Designs?
¿Tiene alguna preferencia / comentario / sugerencia en nuestros diseños de estación?

Enclosed Center Platform Design/ Diseño de plataforma central _____
Honeycomb Vault Design/Diseño de bóveda de panal _____

Do you have any preferences/ comments/ suggestions on the alternatives?
¿Tiene alguna preferencia / comentario / sugerencia en nuestros diseños de estación?

Bus Rapid Transit/ Autobuses de tránsito rápido ✓ Metrorail Extension/ Extensión de Metrorail ✓ Connected/ Autonomous/ Conectado / Autónomo _____

Other Comments/ Otros comentarios:

Easy to drive

Name / Nombre: Hai Bui
Address / Dirección: 10331 SW 209 St
Phone / Teléfono: 305 968 9653
Email / Correo Electrónico: kiemmiami@me.com

MIAMI-DADE COUNTY

---

**Department of Transportation and Public Works (DTPW)**
**South Corridor Rapid Transit Project**
**ALTERNATIVES PUBLIC WORKSHOPS/**
**TALLERES PÚBLICOS DE ALTERNATIVAS**

**COMMENT SHEET / HOJA DE COMENTARIOS**

Please select (using boxes below) which meeting you are attending / *Por favor, seleccione (usando las casillas a continuación) a cuál reunión asistió:*

- ☑ Tuesday, May 22, 2018 / martes 22 de mayo del 2018 — 6:00 p.m. – 8:00 p.m. — Palmetto Golf Course, Community Room — 9300 SW 152nd Street — Miami, FL 33157
- ☐ Wednesday, May 23, 2018 / jueves 24 de mayo del 2018 — 6:00 p.m. - 8:00 p.m. — City of Florida City, Council Chambers — 404 W Palm Drive — Florida City, FL 33034
- ☐ Thursday, May 24, 2018 / miércoles 23 de mayo del 2018 — 6:00 p.m. - 8:00 p.m. — Southland Mall Fountain Area — 20505 S Dixie Highway Cutler Bay, FL 33189

Do you have any preferences/ comments/ suggestions on our Station Designs?
¿Tiene alguna preferencia / comentario / sugerencia en nuestros diseños de estación?

Enclosed Center Platform Design/ Diseño de plataforma central Yes
Honeycomb Vault Design/Diseño de bóveda de panal No

Build small comfortable stations with A/C to attract ridership. Bus Rapid Transit

Do you have any preferences/ comments/ suggestions on the alternatives?
¿Tiene alguna preferencia / comentario / sugerencia en nuestros diseños de estación?

Bus Rapid Transit/ Autobuses de tránsito rápido Yes Metrorail Extension/ Extensión de Metrorail No Connected/ Autonomous/ Conectado / Autónomo No

BRT is the fastest way to go with the most flexibility. Maintain existing traffic lights, do not use gate arms for the BRT

Other Comments/ Otros comentarios:

Move proposed station at 136 street to the south side of 136 street directly in front & connected to the Falls. less stations overall to speed up BRT

Name / Nombre: Joe Bier
Address / Dirección: 13801 S.W. 84 Ave
Phone / Teléfono: 305-496-5504
Email / Correo Electrónico: House8720@bellsouth.net

MIAMI-DADE COUNTY

---

**Department of Transportation and Public Works (DTPW)**
**South Corridor Rapid Transit Project**
**ALTERNATIVES PUBLIC WORKSHOPS/**
**TALLERES PÚBLICOS DE ALTERNATIVAS**

**COMMENT SHEET / HOJA DE COMENTARIOS**

Please select (using boxes below) which meeting you are attending / *Por favor, seleccione (usando las casillas a continuación) a cuál reunión asistió:*

- ☑ Tuesday, May 22, 2018 / martes 22 de mayo del 2018 — 6:00 p.m. – 8:00 p.m. — Palmetto Golf Course, Community Room — 9300 SW 152nd Street — Miami, FL 33157
- ☐ Wednesday, May 23, 2018 / jueves 24 de mayo del 2018 — 6:00 p.m. - 8:00 p.m. — City of Florida City, Council Chambers — 404 W Palm Drive — Florida City, FL 33034
- ☐ Thursday, May 24, 2018 / miércoles 23 de mayo del 2018 — 6:00 p.m. - 8:00 p.m. — Southland Mall Fountain Area — 20505 S Dixie Highway Cutler Bay, FL 33189

Do you have any preferences/ comments/ suggestions on our Station Designs?
¿Tiene alguna preferencia / comentario / sugerencia en nuestros diseños de estación?

Enclosed Center Platform Design/ Diseño de plataforma central _____
Honeycomb Vault Design/Diseño de bóveda de panal ✓

Once the Honeycomb Vault Design takes the weather into consideration, it is desirable primarily because it is far more effective. Stations should have provisions for restaurants, cafe's, snack shops, fruit stands etc. Convenient stores as well.

Do you have any preferences/ comments/ suggestions on the alternatives?
¿Tiene alguna preferencia / comentario / sugerencia en nuestros diseños de estación?

Bus Rapid Transit/ Autobuses de tránsito rápido _____ Metrorail Extension/ Extensión de Metrorail ✓ Connected/ Autonomous/ Conectado / Autónomo ✓

the auto will is my preference not much more a longer wait than 4 persons per trip. If the Rapid Bus Transit is well maintained and adequate, number of buses are available, it seems favorable.

Other Comments/ Otros comentarios:

We should have some provision that citizen's decision/input are considered and that political expediency does not dictate actions. I really want to know if these work-shop decisions matter as citizens or interested citizens to observe what is being done. High time to bring bus under the 21st century

Name / Nombre: Jerry Alleyne - Nagee
Address / Dirección: 11105 S.W. 185 th Terrace Mi Fl 33157
Phone / Teléfono: 305-505-3373
Email / Correo Electrónico: jnagee@aol.com

MIAMI-DADE COUNTY

---

**Department of Transportation and Public Works (DTPW)**
**South Corridor Rapid Transit Project**
**ALTERNATIVES PUBLIC WORKSHOPS/**
**TALLERES PÚBLICOS DE ALTERNATIVAS**

**COMMENT SHEET / HOJA DE COMENTARIOS**

Please select (using boxes below) which meeting you are attending / *Por favor, seleccione (usando las casillas a continuación) a cuál reunión asistió:*

- ☑ Tuesday, May 22, 2018 / martes 22 de mayo del 2018 — 6:00 p.m. – 8:00 p.m. — Palmetto Golf Course, Community Room — 9300 SW 152nd Street — Miami, FL 33157
- ☐ Wednesday, May 23, 2018 / jueves 24 de mayo del 2018 — 6:00 p.m. - 8:00 p.m. — City of Florida City, Council Chambers — 404 W Palm Drive — Florida City, FL 33034
- ☐ Thursday, May 24, 2018 / miércoles 23 de mayo del 2018 — 6:00 p.m. - 8:00 p.m. — Southland Mall Fountain Area — 20505 S Dixie Highway Cutler Bay, FL 33189

Do you have any preferences/ comments/ suggestions on our Station Designs?
¿Tiene alguna preferencia / comentario / sugerencia en nuestros diseños de estación?

Enclosed Center Platform Design/ Diseño de plataforma central _____
Honeycomb Vault Design/Diseño de bóveda de panal _____

No

Do you have any preferences/ comments/ suggestions on the alternatives?
¿Tiene alguna preferencia / comentario / sugerencia en nuestros diseños de estación?

Bus Rapid Transit/ Autobuses de tránsito rápido _____ Metrorail Extension/ Extensión de Metrorail _____ Connected/ Autonomous/ Conectado / Autónomo _____

No

Other Comments/ Otros comentarios:

I prefer if the county would keep out of transit.

Name / Nombre: Marc Golob
Address / Dirección: 33157
Phone / Teléfono: 786-562-4832
Email / Correo Electrónico: mgolobind@gmail.com

MIAMI-DADE COUNTY

## Department of Transportation and Public Works (DTPW)
South Corridor Rapid Transit Project
ALTERNATIVES PUBLIC WORKSHOPS/
TALLERES PÚBLICOS DE ALTERNATIVAS
COMMENT SHEET / HOJA DE COMENTARIOS

Please select (using boxes below) which meeting you are attending / *Por favor, seleccione (usando las casillas a continuación) a cuál reunión asistió:*

- ☑ Tuesday, May 22, 2018 / martes 22 de mayo del 2018 / 6:00 p.m. – 8:00 p.m. / Palmetto Golf Course, Community Room / 9300 SW 152nd Street / Miami, FL 33157
- ☐ Wednesday, May 23, 2018 / jueves 24 de mayo del 2018 / 6:00 p.m. - 8:00 p.m. / City of Florida City, Council Chambers / 404 W Palm Drive / Florida City, FL 33034
- ☐ Thursday, May 24, 2018 / miércoles 23 de mayo del 2018 / 6:00 p.m. - 8:00 p.m. / Southland Mall Fountain Area / 20505 S Dixie Highway Cutler Bay, FL 33189

Do you have any preferences/ comments/ suggestions on our Station Designs? / ¿Tiene alguna preferencia / comentario / sugerencia en nuestros diseños de estación? Hard to visualize the difference still, because there was no scale to show # of passengers

Enclosed Center Platform Design/ Diseño de plataforma central ____
Honeycomb Vault Design/Diseño de bóveda de panal ____

Covering are still lacking for the most part with the exception of the dome version.

Do you have any preferences/ comments/ suggestions on the alternatives? / ¿Tiene alguna preferencia / comentario / sugerencia en nuestros diseños de estación? BRT #1 choice

Bus Rapid Transit/ Autobuses de tránsito rápido____ Metrorail Extension/ Extensión de Metrorail✓ Connected/ Autonomous/ Conectado / Autónomo ____

BRT is pushing the issue down the road. Safety is a concern as well because stops along the corridor are not supplied with security. People are selective of park and rides as a result. BRT + City don't have representation & takers getting those alternatives.

Other Comments/ Otros comentarios:

really cool? work with transit Alliance Miami, more as they are connected to many solutions

Name / Nombre: MADELINE ROMAN
Address / Dirección: PALMETTO BAY
Phone / Teléfono:
Email / Correo Electrónico: madeline.roman411@gmail.com

MIAMI-DADE COUNTY

## Department of Transportation and Public Works (DTPW)
South Corridor Rapid Transit Project
ALTERNATIVES PUBLIC WORKSHOPS/
TALLERES PÚBLICOS DE ALTERNATIVAS
COMMENT SHEET / HOJA DE COMENTARIOS

Please select (using boxes below) which meeting you are attending / *Por favor, seleccione (usando las casillas a continuación) a cuál reunión asistió:*

- ☒ Tuesday, May 22, 2018 / martes 22 de mayo del 2018 / 6:00 p.m. – 8:00 p.m. / Palmetto Golf Course, Community Room / 9300 SW 152nd Street / Miami, FL 33157
- ☐ Wednesday, May 23, 2018 / jueves 24 de mayo del 2018 / 6:00 p.m. - 8:00 p.m. / City of Florida City, Council Chambers / 404 W Palm Drive / Florida City, FL 33034
- ☐ Thursday, May 24, 2018 / miércoles 23 de mayo del 2018 / 6:00 p.m. - 8:00 p.m. / Southland Mall Fountain Area / 20505 S Dixie Highway Cutler Bay, FL 33189

Do you have any preferences/ comments/ suggestions on our Station Designs? / ¿Tiene alguna preferencia / comentario / sugerencia en nuestros diseños de estación?

Enclosed Center Platform Design/ Diseño de plataforma central ✓
Honeycomb Vault Design/Diseño de bóveda de panal ____

Do you have any preferences/ comments/ suggestions on the alternatives? / ¿Tiene alguna preferencia / comentario / sugerencia en nuestros diseños de estación? Elevated Rail

Bus Rapid Transit/ Autobuses de tránsito rápido____ Metrorail Extension/ Extensión de Metrorail____ Connected/ Autonomous/ Conectado / Autónomo ____

Elevated Rail to the long term. Wonderland the automation of the other alternatives, but elevated rail is me in the end of transit that will provide maximum options. Besides really, the county needs to keep the pressure on a candidate. I hear about [illegible] not to mine.

Other Comments/ Otros comentarios:

John + Ed - good communicators

Name / Nombre: Maria Matos
Address / Dirección:
Phone / Teléfono:
Email / Correo Electrónico: Matos@palmettobay-fl.gov

MIAMI-DADE COUNTY

## Department of Transportation and Public Works (DTPW)
South Corridor Rapid Transit Project
ALTERNATIVES PUBLIC WORKSHOPS/
TALLERES PÚBLICOS DE ALTERNATIVAS
COMMENT SHEET / HOJA DE COMENTARIOS

Please select (using boxes below) which meeting you are attending / *Por favor, seleccione (usando las casillas a continuación) a cuál reunión asistió:*

- ■ Tuesday, May 22, 2018 / martes 22 de mayo del 2018 / 6:00 p.m. – 8:00 p.m. / Palmetto Golf Course, Community Room / 9300 SW 152nd Street / Miami, FL 33157
- ☐ Wednesday, May 23, 2018 / jueves 24 de mayo del 2018 / 6:00 p.m. - 8:00 p.m. / City of Florida City, Council Chambers / 404 W Palm Drive / Florida City, FL 33034
- ☐ Thursday, May 24, 2018 / miércoles 23 de mayo del 2018 / 6:00 p.m. - 8:00 p.m. / Southland Mall Fountain Area / 20505 S Dixie Highway Cutler Bay, FL 33189

Do you have any preferences/ comments/ suggestions on our Station Designs? / ¿Tiene alguna preferencia / comentario / sugerencia en nuestros diseños de estación?

Enclosed Center Platform Design/ Diseño de plataforma central ✓
Honeycomb Vault Design/Diseño de bóveda de panal ____

The air conditioned station is very important. Waiting in the heat and rain is not good for commuters.

Do you have any preferences/ comments/ suggestions on the alternatives? / ¿Tiene alguna preferencia / comentario / sugerencia en nuestros diseños de estación?

Bus Rapid Transit/ Autobuses de tránsito rápido 1 Metrorail Extension/ Extensión de Metrorail 3 Connected/ Autonomous/ Conectado / Autónomo 2

Metrorail is old technology and would be a waste of money.

Other Comments/ Otros comentarios:

Miami deserves the best public transportation for the country. Air conditioned vehicles and stations, comfortable padded large seats, reliable wi-fi, A cool + clean ride.

Name / Nombre: Donald Fitzgerald
Address / Dirección: [illegible]
Phone / Teléfono:
Email / Correo Electrónico:

MIAMI-DADE COUNTY

## Department of Transportation and Public Works (DTPW)
South Corridor Rapid Transit Project
ALTERNATIVES PUBLIC WORKSHOPS/
TALLERES PÚBLICOS DE ALTERNATIVAS
COMMENT SHEET / HOJA DE COMENTARIOS

Please select (using boxes below) which meeting you are attending / *Por favor, seleccione (usando las casillas a continuación) a cuál reunión asistió:*

- ☒ Tuesday, May 22, 2018 / martes 22 de mayo del 2018 / 6:00 p.m. – 8:00 p.m. / Palmetto Golf Course, Community Room / 9300 SW 152nd Street / Miami, FL 33157
- ☐ Wednesday, May 23, 2018 / jueves 24 de mayo del 2018 / 6:00 p.m. - 8:00 p.m. / City of Florida City, Council Chambers / 404 W Palm Drive / Florida City, FL 33034
- ☐ Thursday, May 24, 2018 / miércoles 23 de mayo del 2018 / 6:00 p.m. - 8:00 p.m. / Southland Mall Fountain Area / 20505 S Dixie Highway Cutler Bay, FL 33189

Do you have any preferences/ comments/ suggestions on our Station Designs? / ¿Tiene alguna preferencia / comentario / sugerencia en nuestros diseños de estación?

Enclosed Center Platform Design/ Diseño de plataforma central ✓
Honeycomb Vault Design/Diseño de bóveda de panal ____

I think AC is important.

Do you have any preferences/ comments/ suggestions on the alternatives? / ¿Tiene alguna preferencia / comentario / sugerencia en nuestros diseños de estación?

Bus Rapid Transit/ Autobuses de tránsito rápido____ Metrorail Extension/ Extensión de Metrorail✓ Connected/ Autonomous/ Conectado / Autónomo ____

1- Must be automated for low ops expense
2- Restrict to busway until tech improves for pickup-dropoff
3- All options are at-grade (safety risk, transit speed, auto congestion, $)
4- Still think PRT is better choice (faster, safer, + cheap)

Other Comments/ Otros comentarios:

Name / Nombre: Stephen Hamilton
Address / Dirección: 961 SW 176 Ave
Phone / Teléfono: 954-501-7980
Email / Correo Electrónico: stephen@citytrim.org

MIAMI-DADE COUNTY

**Department of Transportation and Public Works (DTPW)**
**South Corridor Rapid Transit Project**
**ALTERNATIVES PUBLIC WORKSHOPS/**
**TALLERES PÚBLICOS DE ALTERNATIVAS**
**COMMENT SHEET / HOJA DE COMENTARIOS**

Please select (using boxes below) which meeting you are attending / *Por favor, seleccione (usando las casillas a continuación) a cuál reunión asistió:*

- ☑ Tuesday, May 22, 2018 / martes 22 de mayo del 2018 — 6:00 p.m. – 8:00 p.m. — Palmetto Golf Course, Community Room — 9300 SW 152nd Street — Miami, FL 33157
- ☐ Wednesday, May 23, 2018 / jueves 24 de mayo del 2018 — 6:00 p.m. - 8:00 p.m. — City of Florida City, Council Chambers — 404 W Palm Drive — Florida City, FL 33034
- ☐ Thursday, May 24, 2018 / miércoles 23 de mayo del 2018 — 6:00 p.m. - 8:00 p.m. — Southland Mall Fountain Area — 20505 S Dixie Highway Cutler Bay, FL 33189

Do you have any preferences/ comments/ suggestions on our Station Designs?
¿Tiene alguna preferencia / comentario / sugerencia en nuestros diseños de estación?

Enclosed Center Platform Design/ Diseño de plataforma central _____
Honeycomb Vault Design/Diseño de bóveda de panal _____

Do you have any preferences/ comments/ suggestions on the alternatives?
¿Tiene alguna preferencia / comentario / sugerencia en nuestros diseños de estación?

Bus Rapid Transit/ Autobuses de tránsito rápido ☒ Metrorail Extension/ Extensión de Metrorail _____ Connected/ Autonomous/ Conectado / Autónomo _____

Other Comments/ Otros comentarios:

I voted to increase tax in order to improve Rapid Transit by creating an extension of the metrorail which would be above the bus lanes. I feel a promise is being broken & my voice not heard.

Name / Nombre: Kelly Murphy
Address / Dirección: 8870 SW 142 Dr
Phone / Teléfono: 305 215 1353
Email / Correo Electrónico: kissesbykelly@gmail.com

MIAMI-DADE COUNTY

---

**Department of Transportation and Public Works (DTPW)**
**South Corridor Rapid Transit Project**
**ALTERNATIVES PUBLIC WORKSHOPS/**
**TALLERES PÚBLICOS DE ALTERNATIVAS**
**COMMENT SHEET / HOJA DE COMENTARIOS**

Please select (using boxes below) which meeting you are attending / *Por favor, seleccione (usando las casillas a continuación) a cuál reunión asistió:*

- ☒ Tuesday, May 22, 2018 / martes 22 de mayo del 2018 — 6:00 p.m. – 8:00 p.m. — Palmetto Golf Course, Community Room — 9300 SW 152nd Street — Miami, FL 33157
- ☐ Wednesday, May 23, 2018 / jueves 24 de mayo del 2018 — 6:00 p.m. - 8:00 p.m. — City of Florida City, Council Chambers — 404 W Palm Drive — Florida City, FL 33034
- ☐ Thursday, May 24, 2018 / miércoles 23 de mayo del 2018 — 6:00 p.m. - 8:00 p.m. — Southland Mall Fountain Area — 20505 S Dixie Highway Cutler Bay, FL 33189

Do you have any preferences/ comments/ suggestions on our Station Designs?
¿Tiene alguna preferencia / comentario / sugerencia en nuestros diseños de estación?

Enclosed Center Platform Design/ Diseño de plataforma central _____
Honeycomb Vault Design/Diseño de bóveda de panal _____

Do you have any preferences/ comments/ suggestions on the alternatives?
¿Tiene alguna preferencia / comentario / sugerencia en nuestros diseños de estación?

Bus Rapid Transit/ Autobuses de tránsito rápido _____ Metrorail Extension/ Extensión de Metrorail _____ Connected/ Autonomous/ Conectado / Autónomo _____

Other Comments/ Otros comentarios:

I voted for an extension of elevated MetroRail! My position has not changed and I feel that the County is breaking its promise and shaking my trust. If sales tax increase is voted for, it should be for elevated MetroRail.

Name / Nombre: Renee Reynolds
Address / Dirección: 8870 SW 142 DR
Phone / Teléfono: [redacted]
Email / Correo Electrónico: coconut_ldy@hotmail.com

MIAMI-DADE COUNTY

---

**Department of Transportation and Public Works (DTPW)**
**South Corridor Rapid Transit Project**
**ALTERNATIVES PUBLIC WORKSHOPS/**
**TALLERES PÚBLICOS DE ALTERNATIVAS**
**COMMENT SHEET / HOJA DE COMENTARIOS**

Please select (using boxes below) which meeting you are attending / *Por favor, seleccione (usando las casillas a continuación) a cuál reunión asistió:*

- ☒ Tuesday, May 22, 2018 / martes 22 de mayo del 2018 — 6:00 p.m. – 8:00 p.m. — Palmetto Golf Course, Community Room — 9300 SW 152nd Street — Miami, FL 33157
- ☐ Wednesday, May 23, 2018 / jueves 24 de mayo del 2018 — 6:00 p.m. - 8:00 p.m. — City of Florida City, Council Chambers — 404 W Palm Drive — Florida City, FL 33034
- ☐ Thursday, May 24, 2018 / miércoles 23 de mayo del 2018 — 6:00 p.m. - 8:00 p.m. — Southland Mall Fountain Area — 20505 S Dixie Highway Cutler Bay, FL 33189

Do you have any preferences/ comments/ suggestions on our Station Designs?
¿Tiene alguna preferencia / comentario / sugerencia en nuestros diseños de estación?

Enclosed Center Platform Design/ Diseño de plataforma central _____
Honeycomb Vault Design/Diseño de bóveda de panal _____

Please consider USB chargers at station as well. It's convenient at its seller.

Do you have any preferences/ comments/ suggestions on the alternatives?
¿Tiene alguna preferencia / comentario / sugerencia en nuestros diseños de estación?

Bus Rapid Transit/ Autobuses de tránsito rápido _____ Metrorail Extension/ Extensión de Metrorail _____ Connected/ Autonomous/ Conectado / Autónomo _____

Other Comments/ Otros comentarios:

Name / Nombre: Johnny Falcon
Address / Dirección: 13715 SW 263 Ter.
Phone / Teléfono: 786 714 [illegible]
Email / Correo Electrónico:

MIAMI-DADE COUNTY

---

**Department of Transportation and Public Works (DTPW)**
**South Corridor Rapid Transit Project**
**ALTERNATIVES PUBLIC WORKSHOPS/**
**TALLERES PÚBLICOS DE ALTERNATIVAS**
**COMMENT SHEET / HOJA DE COMENTARIOS**

Please select (using boxes below) which meeting you are attending / *Por favor, seleccione (usando las casillas a continuación) a cuál reunión asistió:*

- ☒ Tuesday, May 22, 2018 / martes 22 de mayo del 2018 — 6:00 p.m. – 8:00 p.m. — Palmetto Golf Course, Community Room — 9300 SW 152nd Street — Miami, FL 33157
- ☐ Wednesday, May 23, 2018 / jueves 24 de mayo del 2018 — 6:00 p.m. - 8:00 p.m. — City of Florida City, Council Chambers — 404 W Palm Drive — Florida City, FL 33034
- ☐ Thursday, May 24, 2018 / miércoles 23 de mayo del 2018 — 6:00 p.m. - 8:00 p.m. — Southland Mall Fountain Area — 20505 S Dixie Highway Cutler Bay, FL 33189

Do you have any preferences/ comments/ suggestions on our Station Designs?
¿Tiene alguna preferencia / comentario / sugerencia en nuestros diseños de estación?

Enclosed Center Platform Design/ Diseño de plataforma central ✓
Honeycomb Vault Design/Diseño de bóveda de panal _____

The enclosed rail at bus stops are my single greatest issue with M-D Transit. Miami's stance place is not paradise for commuters! A/C, please!

Do you have any preferences/ comments/ suggestions on the alternatives?
¿Tiene alguna preferencia / comentario / sugerencia en nuestros diseños de estación?

Bus Rapid Transit/ Autobuses de tránsito rápido ✓ Metrorail Extension/ Extensión de Metrorail _____ Connected/ Autonomous/ Conectado / Autónomo _____

BRT is the obvious solution apart from Metrorail. Fast deployment, flexibility, & near-optimal commuter experience - plus low build & maintenance costs. CAV will come naturally to elevated roads, faster than expected.

Other Comments/ Otros comentarios:

Name / Nombre: Tony Sellers
Address / Dirección: P.O. Box 558694
Phone / Teléfono: 786 338 8710
Email / Correo Electrónico: tony_sellers@yahoo.com

MIAMI-DADE COUNTY

# Alternative Public Workshop #2:

# Sign- In Sheets

MIAMI-DADE COUNTY

# Department of Transportation and Public Works (DTPW)
## South Corridor Rapid Transit Project
## Alternatives Public Workshops - Sign-in Sheet

☐ **Tuesday, May 22, 2018**
6:00 p.m. – 8:00 p.m.
Palmetto Golf Course, Community Room
9300 SW 152nd Street Miami, FL 33157

☒ **Wednesday, May 23, 2018**
6:00 p.m. - 8:00 p.m.
City of Florida City, Council Chambers
404 W Palm Drive Florida City, FL 33034

☐ **Thursday, May 24, 2018**
6:00 p.m. - 8:00 p.m.
Southland Mall, Fountain Area
20505 S Dixie Highway Cutler Bay, FL 33189

| Name | Representing (Name of business or group) | Address | Phone Number | E-mail Address |
|---|---|---|---|---|
| Winston Ellis | Moss | 305 N.W 9 Ave | | WEIke 890@gmail.com |
| René Infante | Redland Market Village | 24420 S. Dixie | 7/554-6802 | DEN |
| Ericka Martin | | | | |
| Nancy Sittig | | 2650 SE 7TH PL | 305-230-5511 | |
| Adam Skowronski | | 10310 SW 207 ST Cut Bay | 305-790-6610 | |
| Douglas Casey | | 462 SE 20th Dr | 703.867.7294 | |
| Marjorie Murillo | Councilwoman Ke | 26604 SW 122 PL | 3 608 1720 | mamurillo20@gmail.com |
| Sonya William | | 725 N.W 12th Street | 305/910-7382 | sonyawilliams50@yhoo.com |
| DENIS AUGUSTIN | | | | |
| | | | | |

MIAMI-DADE COUNTY

# Department of Transportation and Public Works (DTPW)
## South Corridor Rapid Transit Project
## Alternatives Public Workshops - Sign-in Sheet

☐ **Tuesday, May 22, 2018**
6:00 p.m. – 8:00 p.m.
Palmetto Golf Course, Community Room
9300 SW 152nd Street Miami, FL 33157

☑ **Wednesday, May 23, 2018**
6:00 p.m. - 8:00 p.m.
City of Florida City, Council Chambers
404 W Palm Drive Florida City, FL 33034

☐ **Thursday, May 24, 2018**
6:00 p.m. - 8:00 p.m.
Southland Mall, Fountain Area
20505 S Dixie Highway Cutler Bay, FL 33189

| Name | Representing (Name of business or group) | Address | Phone Number | E-mail Address |
|---|---|---|---|---|
| Jorge Abreu | DCFB | 1850 Old Dixie Hwy | 3/246-5514 | jorge.abreu@FFBIC.com |
| Rick Stants | City of Fl. City | 404 W Palm Dr | 305-247-8221 | rstants@bellsouth.net |
| Mary Breeding | | 2557 SE 7 Ct | 305 230 9387 | |
| [illegible] | | 10324 SW 207 St | 305-467-2202 | |
| Artie [illegible] | | 27221 SW 167 CT | 787 208 6870 | aleichner@yahoo.com |
| Susan | | " | " | " |
| | | | | |
| | | | | |
| | | | | |
| | | | | |

MIAMI-DADE COUNTY

# Department of Transportation and Public Works (DTPW)
## South Corridor Rapid Transit Project
## Alternative Public Workshops - Staff Sign-in Sheet

☐ Tuesday, May 22, 2018
6:00 p.m. – 8:00 p.m.
Palmetto Golf Course, Community Room
9300 SW 152nd Street Miami, FL 33157

☑ Wednesday, May 23, 2018
6:00 p.m. - 8:00 p.m.
City of Florida City, Council Chambers
404 W Palm Drive Florida City, FL 33034

☐ Thursday, May 24, 2018
6:00 p.m. - 8:00 p.m.
Southland Mall, Fountain Area
20505 S Dixie Highway Cutler Bay, FL 33189

| Name | Representing (Name of business or group) | Address | Phone Number | E-mail address |
|---|---|---|---|---|
| Andrew Davis-Lockwood | AECOM | 7650 Corporate Center Drive Suite 400 Miami, FL 33126 | | andrew.davis-lockwood@aecom.com |
| MICHAEL KERWIN | AECOM | 800 DOUGLAS ENTRANCE | | michael.kerwin@aecom.com |
| ZAK NAWROCKI | AECOM | " | | ZACHARY.NAWROCKI@AECOM.COM |
| LAURA CHERNEY | AECOM | 7650 NW 19ST #400 Miami FL 33126 | | LAURA.CHERNEY@AECOM.COM |
| Ed Palacio | AECOM | " | | ed.palacio@AECOM.com |
| Shieda Castillo | CM | 6333 NE 161st St Ste 600 | | |
| MARY AUSTIN | CM | " | | |
| Chaneese Chester | CM | " | | |
| DAVID BURWELL | AECOM | | | DAVID.BURWELL@AECOM.COM |
| CHRIS MARTIN | AECOM | | | CHRIS.C.MARTIN@AECOM.COM |

MIAMI-DADE COUNTY

# Department of Transportation and Public Works (DTPW)
## South Corridor Rapid Transit Project
## Alternative Public Workshops - Staff Sign-in Sheet

☐ Tuesday, May 22, 2018
6:00 p.m. – 8:00 p.m.
Palmetto Golf Course, Community Room
9300 SW 152nd Street Miami, FL 33157

☐ Wednesday, May 23, 2018
6:00 p.m. - 8:00 p.m.
City of Florida City, Council Chambers
404 W Palm Drive Florida City, FL 33034

☐ Thursday, May 24, 2018
6:00 p.m. - 8:00 p.m.
Southland Mall, Fountain Area
20505 S Dixie Highway Cutler Bay, FL 33189

| Name | Representing (Name of business or group) | Address | Phone Number | E-mail address |
|---|---|---|---|---|
| Brian Smart | AECOM | 7650 NW 19 ST 400 Miami, FL 33149 | 678 642 1815 | Brian.Smart.com |
| John KULPA | AECOM | 7650 NW 19 ST #400 MIAMI, FL 33149 | 7866824965 | John.KULPA@AECOM.com |
| Jie Bian | DTPW | 701 NW 1 ST Ct. Miami | 786-469-5245 | jie.bian@miamidadegov |
| Peter VOORHEES | AECOM | 7650 NW 19th St. #400 Miami 33149 | 248-703-1510 | peter.VOORHEES@aecom.com |
| Luis Espinoza | DTPW | 701 NW 1 ST MIAMI | 305-992-8122 | Luis.Espinoza@miamidade.Gov |
| | | | | |
| | | | | |
| | | | | |
| | | | | |
| | | | | |

# Alternative Public Workshop #2: Comment Cards

**Department of Transportation and Public Works (DTPW)**
**South Corridor Rapid Transit Project**
**ALTERNATIVES PUBLIC WORKSHOPS/**
**TALLERES PÚBLICOS DE ALTERNATIVAS**
**COMMENT SHEET / HOJA DE COMENTARIOS**

Please select (using boxes below) which meeting you are attending / *Por favor, seleccione (usando las casillas a continuación) a cuál reunión asistió:*

- ☐ Tuesday, May 22, 2018 / martes 22 de mayo del 2018 / 6:00 p.m. – 8:00 p.m. / Palmetto Golf Course, Community Room / 9300 SW 152nd Street / Miami, FL 33157
- ☒ Wednesday, May 23, 2018 / jueves 24 de mayo del 2018 / 6:00 p.m. - 8:00 p.m. / City of Florida City, Council Chambers / 404 W Palm Drive / Florida City, FL 33034
- ☐ Thursday, May 24, 2018 / miércoles 23 de mayo del 2018 / 6:00 p.m. - 8:00 p.m. / Southland Mall Fountain Area / 20505 S Dixie Highway Cutler Bay, FL 33189

Do you have any preferences/ comments/ suggestions on our Station Designs?
¿Tiene alguna preferencia / comentario / sugerencia en nuestros diseños de estación?

Enclosed Center Platform Design/ Diseño de plataforma central ✓
Honeycomb Vault Design/Diseño de bóveda de panal _____

Do you have any preferences/ comments/ suggestions on the alternatives?
¿Tiene alguna preferencia / comentario / sugerencia en nuestros diseños de estación?

Bus Rapid Transit/ Autobuses de tránsito rápido ✓ Metrorail Extension/ Extensión de Metrorail _____ Connected/ Autonomous/ Conectado / Autónomo _____

Due to cost factors and speed of build

Other Comments/ Otros comentarios:

Wish we could have raised rail

MIAMI-DADE COUNTY

Name / Nombre: Nancy Sitting
Address / Dirección: 2650 E 7th Place
Phone / Teléfono: 305-230-5511
Email / Correo Electrónico:

---

**Department of Transportation and Public Works (DTPW)**
**South Corridor Rapid Transit Project**
**ALTERNATIVES PUBLIC WORKSHOPS/**
**TALLERES PÚBLICOS DE ALTERNATIVAS**
**COMMENT SHEET / HOJA DE COMENTARIOS**

Please select (using boxes below) which meeting you are attending / *Por favor, seleccione (usando las casillas a continuación) a cuál reunión asistió:*

- ☐ Tuesday, May 22, 2018 / martes 22 de mayo del 2018 / 6:00 p.m. – 8:00 p.m. / Palmetto Golf Course, Community Room / 9300 SW 152nd Street / Miami, FL 33157
- ☒ Wednesday, May 23, 2018 / jueves 24 de mayo del 2018 / 6:00 p.m. - 8:00 p.m. / City of Florida City, Council Chambers / 404 W Palm Drive / Florida City, FL 33034
- ☐ Thursday, May 24, 2018 / miércoles 23 de mayo del 2018 / 6:00 p.m. - 8:00 p.m. / Southland Mall Fountain Area / 20505 S Dixie Highway Cutler Bay, FL 33189

Do you have any preferences/ comments/ suggestions on our Station Designs?
¿Tiene alguna preferencia / comentario / sugerencia en nuestros diseños de estación?

Enclosed Center Platform Design/ Diseño de plataforma central ✓
Honeycomb Vault Design/Diseño de bóveda de panal _____

Do you have any preferences/ comments/ suggestions on the alternatives?
¿Tiene alguna preferencia / comentario / sugerencia en nuestros diseños de estación?

Bus Rapid Transit/ Autobuses de tránsito rápido _____ Metrorail Extension/ Extensión de Metrorail _____ Connected/ Autonomous/ Conectado / Autónomo _____

Other Comments/ Otros comentarios:

We want elevated rail

MIAMI-DADE COUNTY

Name / Nombre: Mary Breeding
Address / Dirección: 2557 SE 7CT
Phone / Teléfono: 305 230 9387
Email / Correo Electrónico:

---

**Department of Transportation and Public Works (DTPW)**
**South Corridor Rapid Transit Project**
**ALTERNATIVES PUBLIC WORKSHOPS/**
**TALLERES PÚBLICOS DE ALTERNATIVAS**
**COMMENT SHEET / HOJA DE COMENTARIOS**

Please select (using boxes below) which meeting you are attending / *Por favor, seleccione (usando las casillas a continuación) a cuál reunión asistió:*

- ☐ Tuesday, May 22, 2018 / martes 22 de mayo del 2018 / 6:00 p.m. – 8:00 p.m. / Palmetto Golf Course, Community Room / 9300 SW 152nd Street / Miami, FL 33157
- ☒ Wednesday, May 23, 2018 / jueves 24 de mayo del 2018 / 6:00 p.m. - 8:00 p.m. / City of Florida City, Council Chambers / 404 W Palm Drive / Florida City, FL 33034
- ☐ Thursday, May 24, 2018 / miércoles 23 de mayo del 2018 / 6:00 p.m. - 8:00 p.m. / Southland Mall Fountain Area / 20505 S Dixie Highway Cutler Bay, FL 33189

Do you have any preferences/ comments/ suggestions on our Station Designs?
¿Tiene alguna preferencia / comentario / sugerencia en nuestros diseños de estación?

Enclosed Center Platform Design/ Diseño de plataforma central _____
Honeycomb Vault Design/Diseño de bóveda de panal ✓

Do you have any preferences/ comments/ suggestions on the alternatives?
¿Tiene alguna preferencia / comentario / sugerencia en nuestros diseños de estación?

Bus Rapid Transit/ Autobuses de tránsito rápido _____ Metrorail Extension/ Extensión de Metrorail ✓ Connected/ Autonomous/ Conectado / Autónomo _____

Other Comments/ Otros comentarios:

MIAMI-DADE COUNTY

Name / Nombre: DALE HAUGH
Address / Dirección: 10321 SW 202 St Cutler Bay
Phone / Teléfono:
Email / Correo Electrónico:

---

**Department of Transportation and Public Works (DTPW)**
**South Corridor Rapid Transit Project**
**ALTERNATIVES PUBLIC WORKSHOPS/**
**TALLERES PÚBLICOS DE ALTERNATIVAS**
**COMMENT SHEET / HOJA DE COMENTARIOS**

Please select (using boxes below) which meeting you are attending / *Por favor, seleccione (usando las casillas a continuación) a cuál reunión asistió:*

- ☐ Tuesday, May 22, 2018 / martes 22 de mayo del 2018 / 6:00 p.m. – 8:00 p.m. / Palmetto Golf Course, Community Room / 9300 SW 152nd Street / Miami, FL 33157
- ☒ Wednesday, May 23, 2018 / jueves 24 de mayo del 2018 / 6:00 p.m. - 8:00 p.m. / City of Florida City, Council Chambers / 404 W Palm Drive / Florida City, FL 33034
- ☐ Thursday, May 24, 2018 / miércoles 23 de mayo del 2018 / 6:00 p.m. - 8:00 p.m. / Southland Mall Fountain Area / 20505 S Dixie Highway Cutler Bay, FL 33189

Do you have any preferences/ comments/ suggestions on our Station Designs?
¿Tiene alguna preferencia / comentario / sugerencia en nuestros diseños de estación?

Enclosed Center Platform Design/ Diseño de plataforma central _____
Honeycomb Vault Design/Diseño de bóveda de panal _____

Do you have any preferences/ comments/ suggestions on the alternatives?
¿Tiene alguna preferencia / comentario / sugerencia en nuestros diseños de estación?

Bus Rapid Transit/ Autobuses de tránsito rápido _____ Metrorail Extension/ Extensión de Metrorail _____ Connected/ Autonomous/ Conectado / Autónomo _____

I want this transit to be able to help the people get jobs the Community help not hurt in the taxdollars going up I am happy about the new project

Other Comments/ Otros comentarios:

I want to know how much money it will cost riders and security

MIAMI-DADE COUNTY

Name / Nombre: Elicka Mario
Address / Dirección: 145 S Pedford Road Apt 104 Florida City FL 33034
Phone / Teléfono: 786 341-4461
Email / Correo Electrónico: emarion@comunal.com

**Department of Transportation and Public Works (DTPW)**
**South Corridor Rapid Transit Project**
**ALTERNATIVES PUBLIC WORKSHOPS/**
**TALLERES PÚBLICOS DE ALTERNATIVAS**

**COMMENT SHEET / HOJA DE COMENTARIOS**

Please select (using boxes below) which meeting you are attending / *Por favor, seleccione (usando las casillas a continuación) a cuál reunión asistió:*

- ☐ Tuesday, May 22, 2018 (martes 22 de mayo del 2018) 6:00 p.m. – 8:00 p.m. Palmetto Golf Course, Community Room 9300 SW 152nd Street Miami, FL 33157
- ☑ Wednesday, May 23, 2018 (jueves 24 de mayo del 2018) 6:00 p.m. - 8:00 p.m. City of Florida City, Council Chambers 404 W Palm Drive Florida City, FL 33034
- ☐ Thursday, May 24, 2018 (miércoles 23 de mayo del 2018) 6:00 p.m. - 8:00 p.m. Southland Mall Fountain Area 20505 S Dixie Highway Cutler Bay, FL 33189

Do you have any preferences/ comments/ suggestions on our Station Designs?
¿Tiene alguna preferencia / comentario / sugerencia en nuestros diseños de estación?

Enclosed Center Platform Design/ Diseño de plataforma central ✓
Honeycomb Vault Design/Diseño de bóveda de panal _____

Nice Design I like. It provides shelter to keep you cool and from bad weather.

Do you have any preferences/ comments/ suggestions on the alternatives?
¿Tiene alguna preferencia / comentario / sugerencia en nuestros diseños de estación?

Bus Rapid Transit/ Autobuses de tránsito rápido ✓ Metrorail Extension/ Extensión de Metrorail _____ Connected/ Autonomous/ Conectado / Autónomo _____

Move quickly

Other Comments/ Otros comentarios:

I believe that this will benefit the community to be more safe to travel to Miami.

MIAMI-DADE COUNTY

Name / Nombre: Sonya Williams
Address / Dirección: 720 NW 14th Street
Phone / Teléfono: 305-910-7552
Email / Correo Electrónico: sonya-williams502@yahoo.com

---

**Department of Transportation and Public Works (DTPW)**
**South Corridor Rapid Transit Project**
**ALTERNATIVES PUBLIC WORKSHOPS/**
**TALLERES PÚBLICOS DE ALTERNATIVAS**

**COMMENT SHEET / HOJA DE COMENTARIOS**

Please select (using boxes below) which meeting you are attending / *Por favor, seleccione (usando las casillas a continuación) a cuál reunión asistió:*

- ☐ Tuesday, May 22, 2018 (martes 22 de mayo del 2018) 6:00 p.m. – 8:00 p.m. Palmetto Golf Course, Community Room 9300 SW 152nd Street Miami, FL 33157
- ☑ Wednesday, May 23, 2018 (jueves 24 de mayo del 2018) 6:00 p.m. - 8:00 p.m. City of Florida City, Council Chambers 404 W Palm Drive Florida City, FL 33034
- ☐ Thursday, May 24, 2018 (miércoles 23 de mayo del 2018) 6:00 p.m. - 8:00 p.m. Southland Mall Fountain Area 20505 S Dixie Highway Cutler Bay, FL 33189

Do you have any preferences/ comments/ suggestions on our Station Designs?
¿Tiene alguna preferencia / comentario / sugerencia en nuestros diseños de estación?

Enclosed Center Platform Design/ Diseño de plataforma central _____
Honeycomb Vault Design/Diseño de bóveda de panal ✓

like the signs and light

Do you have any preferences/ comments/ suggestions on the alternatives?
¿Tiene alguna preferencia / comentario / sugerencia en nuestros diseños de estación?

Bus Rapid Transit/ Autobuses de tránsito rápido _____ Metrorail Extension/ Extensión de Metrorail ✓ Connected/ Autonomous/ Conectado / Autónomo _____

Mario Vinny said, "We don't do these things here, they go very Miami. Can we get these done." Don't do the everything Clara Sue

Other Comments/ Otros comentarios:

MIAMI-DADE COUNTY

Name / Nombre: Nick Stant
Address / Dirección: 1613 SW 298 Ter
Phone / Teléfono: 305-772-1157
Email / Correo Electrónico: nstant@fiu.edu

---

**Department of Transportation and Public Works (DTPW)**
**South Corridor Rapid Transit Project**
**ALTERNATIVES PUBLIC WORKSHOPS/**
**TALLERES PÚBLICOS DE ALTERNATIVAS**

**COMMENT SHEET / HOJA DE COMENTARIOS**

Please select (using boxes below) which meeting you are attending / *Por favor, seleccione (usando las casillas a continuación) a cuál reunión asistió:*

- ☐ Tuesday, May 22, 2018 (martes 22 de mayo del 2018) 6:00 p.m. – 8:00 p.m. Palmetto Golf Course, Community Room 9300 SW 152nd Street Miami, FL 33157
- ☒ Wednesday, May 23, 2018 (jueves 24 de mayo del 2018) 6:00 p.m. - 8:00 p.m. City of Florida City, Council Chambers 404 W Palm Drive Florida City, FL 33034
- ☐ Thursday, May 24, 2018 (miércoles 23 de mayo del 2018) 6:00 p.m. - 8:00 p.m. Southland Mall Fountain Area 20505 S Dixie Highway Cutler Bay, FL 33189

Do you have any preferences/ comments/ suggestions on our Station Designs?
¿Tiene alguna preferencia / comentario / sugerencia en nuestros diseños de estación?

Enclosed Center Platform Design/ Diseño de plataforma central _____
Honeycomb Vault Design/Diseño de bóveda de panal ✓

I like the Design of the
It is needed in the South of Palmetto

Do you have any preferences/ comments/ suggestions on the alternatives?
¿Tiene alguna preferencia / comentario / sugerencia en nuestros diseños de estación?

Bus Rapid Transit/ Autobuses de tránsito rápido _____ Metrorail Extension/ Extensión de Metrorail ✓ Connected/ Autonomous/ Conectado / Autónomo _____

Other Comments/ Otros comentarios:

MIAMI-DADE COUNTY

Name / Nombre: Winston Ellison
Address / Dirección: 305 NW 9 Ave Homestead Fla 33030
Phone / Teléfono:
Email / Correo Electrónico: WeIke8900@gmail.com

---

**Department of Transportation and Public Works (DTPW)**
**South Corridor Rapid Transit Project**
**ALTERNATIVES PUBLIC WORKSHOPS/**
**TALLERES PÚBLICOS DE ALTERNATIVAS**

**COMMENT SHEET / HOJA DE COMENTARIOS**

Please select (using boxes below) which meeting you are attending / *Por favor, seleccione (usando las casillas a continuación) a cuál reunión asistió:*

- ☐ Tuesday, May 22, 2018 (martes 22 de mayo del 2018) 6:00 p.m. – 8:00 p.m. Palmetto Golf Course, Community Room 9300 SW 152nd Street Miami, FL 33157
- ☒ Wednesday, May 23, 2018 (jueves 24 de mayo del 2018) 6:00 p.m. - 8:00 p.m. City of Florida City, Council Chambers 404 W Palm Drive Florida City, FL 33034
- ☐ Thursday, May 24, 2018 (miércoles 23 de mayo del 2018) 6:00 p.m. - 8:00 p.m. Southland Mall Fountain Area 20505 S Dixie Highway Cutler Bay, FL 33189

Do you have any preferences/ comments/ suggestions on our Station Designs?
¿Tiene alguna preferencia / comentario / sugerencia en nuestros diseños de estación?

Enclosed Center Platform Design/ Diseño de plataforma central _____
Honeycomb Vault Design/Diseño de bóveda de panal ✓

I like the air conditioning but I think the accompany is limited subject to Jamming. So I vote for Honeycomb

Do you have any preferences/ comments/ suggestions on the alternatives?
¿Tiene alguna preferencia / comentario / sugerencia en nuestros diseños de estación?

Bus Rapid Transit/ Autobuses de tránsito rápido _____ Metrorail Extension/ Extensión de Metrorail _____ Connected/ Autonomous/ Conectado / Autónomo ✓

I would much prefer elevated Metrorail but the cost/time to construct is prohibitive. So Connected autonomous

Other Comments/ Otros comentarios:

Make certain the feeder/connector system is improved for neighborhood access.

MIAMI-DADE COUNTY

Name / Nombre: Douglas Casey
Address / Dirección: 452 SE 20th Dr
Phone / Teléfono: 703.867.7294
Email / Correo Electrónico:

**Department of Transportation and Public Works (DTPW)**
**South Corridor Rapid Transit Project**
**ALTERNATIVES PUBLIC WORKSHOPS/**
**TALLERES PÚBLICOS DE ALTERNATIVAS**

**COMMENT SHEET / HOJA DE COMENTARIOS**

Please select (using boxes below) which meeting you are attending / *Por favor, seleccione (usando las casillas a continuación) a cuál reunión asistió:*

- [ ] **Tuesday, May 22, 2018** martes 22 de mayo del 2018 6:00 p.m. – 8:00 p.m. Palmetto Golf Course, Community Room 9300 SW 152nd Street Miami, FL 33157
- [x] **Wednesday, May 23, 2018** jueves 24 de mayo del 2018 6:00 p.m. - 8:00 p.m. City of Florida City, Council Chambers 404 W Palm Drive Florida City, FL 33034
- [ ] **Thursday, May 24, 2018** miércoles 23 de mayo del 2018 6:00 p.m. - 8:00 p.m. Southland Mall Fountain Area 20505 S Dixie Highway Cutler Bay, FL 33189

Do you have any preferences/ comments/ suggestions on our Station Designs?
¿Tiene alguna preferencia / comentario / sugerencia en nuestros diseños de estación?

Enclosed Center Platform Design/ Diseño de plataforma central ✓
Honeycomb Vault Design/Diseño de bóveda de panal _____

Enclosed solves A/C issues as well as rain.

Do you have any preferences/ comments/ suggestions on the alternatives?
¿Tiene alguna preferencia / comentario / sugerencia en nuestros diseños de estación?

Bus Rapid Transit/ Autobuses de tránsito rápido ✓ Metrorail Extension/ Extensión de Metrorail ~~X~~ Connected/ Autonomous/ Conectado / Autónomo _____

Autonomous pitnies, or UBER-like ride shares to the stations are a good idea.

Other Comments/ Otros comentarios:

It is VERY important to have parking at the stations. Currently, the lights at the crossroads are predetermined. There needs to be a signal from →

MIAMI-DADE COUNTY

Name / Nombre: Artie Leichner
Address / Dirección: 27221 SW 167 Ct
Phone / Teléfono: 786 208 6870
Email / Correo Electrónico: aLeichner@yahoo.com

**Department of Transportation and Public Works (DTPW)**
**South Corridor Rapid Transit Project**
**ALTERNATIVES PUBLIC WORKSHOPS/**
**TALLERES PÚBLICOS DE ALTERNATIVAS**

**COMMENT SHEET / HOJA DE COMENTARIOS**

Please select (using boxes below) which meeting you are attending / *Por favor, seleccione (usando las casillas a continuación) a cuál reunión asistió:*

- [ ] **Tuesday, May 22, 2018** martes 22 de mayo del 2018 6:00 p.m. – 8:00 p.m. Palmetto Golf Course, Community Room 9300 SW 152nd Street Miami, FL 33157
- [x] **Wednesday, May 23, 2018** jueves 24 de mayo del 2018 6:00 p.m. - 8:00 p.m. City of Florida City, Council Chambers 404 W Palm Drive Florida City, FL 33034
- [ ] **Thursday, May 24, 2018** miércoles 23 de mayo del 2018 6:00 p.m. - 8:00 p.m. Southland Mall Fountain Area 20505 S Dixie Highway Cutler Bay, FL 33189

Do you have any preferences/ comments/ suggestions on our Station Designs?
¿Tiene alguna preferencia / comentario / sugerencia en nuestros diseños de estación?

Enclosed Center Platform Design/ Diseño de plataforma central _____
Honeycomb Vault Design/Diseño de bóveda de panal X

LOOKS GREAT
ALLOWS FOR MORE AIRFLOW
REGARDLESS OF NUMBER OF PEOPLE - NOT CROWDED TOGETHER.

Do you have any preferences/ comments/ suggestions on the alternatives?
¿Tiene alguna preferencia / comentario / sugerencia en nuestros diseños de estación?

Bus Rapid Transit/ Autobuses de tránsito rápido _____ Metrorail Extension/ Extensión de Metrorail X Connected/ Autonomous/ Conectado / Autónomo _____

ELIMINATES THE NEED TO CHECK MULTIPLE TIME SCHEDULES TO DOWNTOWN (BUS + TRAIN), IF YOU MISS ONE, YOU WILL BE LATE.
CAN REDESIGNATE BUSSES FOR LOCAL SHUTTLES TO THE RAIL.

Other Comments/ Otros comentarios:

ONE RAIL SYSTEM ELIMINATES TRANSFER FEET.
ALSO, ~~[illegible]~~ MUCH EASIER FOR HANDICAPPED.

MIAMI-DADE COUNTY

Name / Nombre: ADAM SKOWRONSKI
Address / Dirección: 10310 SW 207 ST CUTLER BAY 33189
Phone / Teléfono: 305-790-6610
Email / Correo Electrónico: UPINADAM@HOTMAIL.COM

# Alternative Public Workshop #3:

# Sign- In Sheets

MIAMI-DADE COUNTY

# Department of Transportation and Public Works (DTPW)
## South Corridor Rapid Transit Project
## Alternatives Public Workshops - Sign-in Sheet

☐ **Tuesday, May 22, 2018**
6:00 p.m. – 8:00 p.m.
Palmetto Golf Course, Community Room
9300 SW 152nd Street Miami, FL 33157

☐ **Wednesday, May 23, 2018**
6:00 p.m. - 8:00 p.m.
City of Florida City, Council Chambers
404 W Palm Drive Florida City, FL 33034

☒ **Thursday, May 24, 2018**
6:00 p.m. - 8:00 p.m.
Southland Mall, Fountain Area
20505 S Dixie Highway Cutler Bay, FL 33189

| Name | Representing (Name of business or group) | Address | Phone Number | E-mail Address |
|---|---|---|---|---|
| ROD Leach | — | 11040 SW 196th St unit 412 miami FL, 33157 | 305-457-0071 | ollsstanton@gmail.com |
| Jarod Suarez | | 4128 NE 21 ct 33033 | — | Jairos_5@hotmail.com |
| Katherine Zapata | | 23400 SW 124 Ave | 786-868-4627 | onlyyoursound@gmail.com |
| Wona Shen | | 24341 SW 94 C | 305-235-9779 | olsendora@AOL.com |
| Aymeé Aumelo-ehea | | 10050 SW 213th St | 305-232-4471 | — |
| Loretta Thompson | | 14331 SW 268th St #202 Homestead 33032 | 917-586-7916 | |
| Eduardo de Aragon | — | 9221 Miami | — | Cofresi@bellsouth.net |
| Rene Reynolds | — | 8870 SW 192 Dr | — | Coconut_ldy@hotmail.com |
| Kelly Murphy | — | 8870 SW 192 dr | 305-215-1353 | kisses4shadow@aol.com |
| Soraida Rivera blake | | 1560 NW 15th terrace | 786-623-6030 | Soraida.Riverablake@jhsmiami.org |

MIAMI-DADE COUNTY

# Department of Transportation and Public Works (DTPW)
## South Corridor Rapid Transit Project
## Alternatives Public Workshops - Sign-in Sheet

☐ **Tuesday, May 22, 2018**
6:00 p.m. – 8:00 p.m.
Palmetto Golf Course, Community Room
9300 SW 152nd Street Miami, FL 33157

☐ **Wednesday, May 23, 2018**
6:00 p.m. - 8:00 p.m.
City of Florida City, Council Chambers
404 W Palm Drive Florida City, FL 33034

☑ **Thursday, May 24, 2018**
6:00 p.m. - 8:00 p.m.
Southland Mall, Fountain Area
20505 S Dixie Highway Cutler Bay, FL 33189

| Name | Representing (Name of business or group) | Address | Phone Number | E-mail address |
|---|---|---|---|---|
| Javier Mendiola | | — | 786-205-3577 | Claudiabacas@yahoo.com |
| Damaris Santana | — | 10431 SW 207 St | 7/486-6588 | damariz chulina@hotmail.com |
| Joseph Kyle Campbell | — | 10400 SW 207th St. Cutler Bay FL, 33189 | 786/897/4429 | Campbe07@hotmail.com |
| Lauren A. Campbell | — | " | " | " |
| Mauren E. Pardet | — | 10400 SW 207 street | 305-332-1623 | yumi14@bellsouth.net |
| Joan j Fernadez | — | 10341 SW 207 ST 33189 | — | — |
| Alberto R. Cellz | | 522 NW 34 AVE | 305-305-9620 | Cedl56@hotmail.com |
| Ivette Jimenz | | 10430 SW 207 St | 305 498. 9705 | Ivette3jimenz2@gmail.com |
| Angel yhanez | | 20724 SW 105 Ct 33189 | 786-362-1042 | yhanes59@yahoo.com |
| Bronay Pleas | | 20716 SW 105th Cw, Cutler Bay FL, 33189 | 850-321-7871 | MissBronayG@yahoo.com |

MIAMI-DADE COUNTY

# Department of Transportation and Public Works (DTPW)
## South Corridor Rapid Transit Project
## Alternatives Public Workshops - Sign-in Sheet

☐ **Tuesday, May 22, 2018**
6:00 p.m. – 8:00 p.m.
Palmetto Golf Course, Community Room
9300 SW 152nd Street Miami, FL 33157

☐ **Wednesday, May 23, 2018**
6:00 p.m. - 8:00 p.m.
City of Florida City, Council Chambers
404 W Palm Drive Florida City, FL 33034

☒ **Thursday, May 24, 2018**
6:00 p.m. - 8:00 p.m.
Southland Mall, Fountain Area
20505 S Dixie Highway Cutler Bay, FL 33189

| Name | Representing (Name of business or group) | Address | Phone Number | E-mail address |
|---|---|---|---|---|
| Hope Rosenberg | | 8775 SW 143 St. Palmetto Bay | 305 495 2467 | hrosenberg1881@gmail.com |
| REDLEAC.N | | 11040 SW 196 TH ST UNIT 412 CUTLER BAY 33157 | 305 457 00 71 | OLISSTANTON@GMAIL.COM |
| Ijeoma Adele | | 11832 SW 234 Terrace Princeton 33032 | 6786204441 | ijeoma.adele@gmail.com |
| Qualandra Lewis | | 20619 SW 103 Ave Cutler bay FL, 33189 | 305-747-5956 | Qualand@miamidade.gov |
| Jeanette Delaposa | | 20623 SW 103 Ave | 786-399-7645 | Janetofthe Rock@Yaheo.com |
| Valene V. Miller | | 24801 SW 130 AV #325 | 786-350-9530 | Ibelievegod4me@gmail.com |
| Jason Lopez | | — | — | — |
| Neski | — | — | — | — |
| Charnisse Cruz | — | 20702 SW 105 Ave. | 305-251-1517 | — |
| Chester Cruz | — | " | " | — |

MIAMI-DADE COUNTY

# Department of Transportation and Public Works (DTPW)
## South Corridor Rapid Transit Project
## Alternatives Public Workshops - Sign-in Sheet

☐ **Tuesday, May 22, 2018**
6:00 p.m. – 8:00 p.m.
Palmetto Golf Course, Community Room
9300 SW 152nd Street Miami, FL 33157

☐ **Wednesday, May 23, 2018**
6:00 p.m. - 8:00 p.m.
City of Florida City, Council Chambers
404 W Palm Drive Florida City, FL 33034

☒ **Thursday, May 24, 2018**
6:00 p.m. - 8:00 p.m.
Southland Mall, Fountain Area
20505 S Dixie Highway Cutler Bay, FL 33189

| Name | Representing (Name of business or group) | Address | Phone Number | E-mail Address |
|---|---|---|---|---|
| Monica Aaron | | 14105 SW 270th Terr. Homestead, FL. | 904-796-9330 | mlwn28@gmail.com |
| Bethania Uriate | | Hialeah. 33014 6885 W 7 ave Apt 904 | (305) 3640933 | bethania.Uriate@Hotmail.Com |
| Ana C. Arauz | | 24420 S Dixie Hway Princeton | (786) 712-5368 | AnaCArauz@Gmail.com |
| Keith Buchanan | | 11040 SW 196th Unit 412 Miami FL 33157 | 305-744-648 | Keith.Buchanan@yahoo.com |
| P Velasquez | | 25500 SW 137 Ave Apt 102 Homestead Fl 33032 | 305 972-1136 | Pauline Velasquez69@Gmail.Com. |
| Elvia Tejada | | 20630 SW. 123 ct Miami Fl 33177 | | Elviatejada@yahoo.com. |
| Daniel Soto | | 20630 S.W. 123 Ct. Miami Fl. 33177 | | dANNY030767@YAHOO.COM |
| Claudia Bacas | | 9100 Cutler Ridge Dr Cutler Bay FL 33157 | 305 615-9565 | claudiabacas@yahoo.com |
| Jeri Payne | | 20653 SW 103 Ave Cutler Bay FL 33189 | | JPaynel@bellsouth.net |
| Jeffrey Payne | | " | | JPaynel@bellsouth.net |

MIAMI-DADE COUNTY

# Department of Transportation and Public Works (DTPW)
## South Corridor Rapid Transit Project
## Alternatives Public Workshops - Sign-in Sheet

☐ **Tuesday, May 22, 2018**
6:00 p.m. – 8:00 p.m.
Palmetto Golf Course, Community Room
9300 SW 152nd Street Miami, FL 33157

☐ **Wednesday, May 23, 2018**
6:00 p.m. - 8:00 p.m.
City of Florida City, Council Chambers
404 W Palm Drive Florida City, FL 33034

☒ **Thursday, May 24, 2018**
6:00 p.m. - 8:00 p.m.
Southland Mall, Fountain Area
20505 S Dixie Highway Cutler Bay, FL 33189

| Name | Representing (Name of business or group) | Address | Phone Number | E-mail address |
|---|---|---|---|---|
| Araceli Sanchez | Redland Market Village | 24420 S. Dixie Hwy | 3/257-4335 | Redland marketvillage@yahoo.com |
| Ester de la Rosa | — | 19215 SW 93 ave | 7/501-4335 | esterdelaRosa@bellsouth.net |
| Maria Jose | — | 22248 SW 99 Ave, Cutler Bay | 305-252-1384 | mjbreen@yahoo.com |
| Rebecca Braun | — | — | — | — |
| Michael Searles | | 14135 SW 278 ST | 786 585 5424 | mosearles@dadeschools.net/mosearles@gmail |
| Eunice Tillotson | | 21506 SW 89 Path, 33189 | 305-785-3157 | emtpluto@hotmail.com |
| Paul Martinez | — | 9022 Tiffany Dr | | Phmmkcmart6@aol.com |
| Kathryn Jordan | | 20659 SW 91 ct | 305-877-2594 | ovafio@comcast.net |
| Genevieve Royston | Resident | 4101 NE 24th Drive 33033 | ~~305-81~~ | grayston21@gmail.com |
| Sterling T. Royston | Resident | — — " — | | stult@yahoo.com |

MIAMI-DADE COUNTY

# Department of Transportation and Public Works (DTPW)
## South Corridor Rapid Transit Project
## Alternatives Public Workshops - Sign-in Sheet

☐ **Tuesday, May 22, 2018**
6:00 p.m. – 8:00 p.m.
Palmetto Golf Course, Community Room
9300 SW 152nd Street Miami, FL 33157

☐ **Wednesday, May 23, 2018**
6:00 p.m. - 8:00 p.m.
City of Florida City, Council Chambers
404 W Palm Drive Florida City, FL 33034

☒ **Thursday, May 24, 2018**
6:00 p.m. - 8:00 p.m.
Southland Mall, Fountain Area
20505 S Dixie Highway Cutler Bay, FL 33189

| Name | Representing (Name of business or group) | Address | Phone Number | E-mail address |
|---|---|---|---|---|
| Orvano Martinez | | 18333 SW 114 C 7, Miami, FL 33157 | | |
| Takema Russ | | 10015 SW 171st St | | takemarruss@yahoo.com |
| Stephanie Simmerell | | 12025 SW 206 St Apt 101 Miami Fl 33177 | (305) 975-1651 | pr3tty lady305@gmail.com |
| Ileana Medina | | 20968 S.W. 92 Pl. Cutlee Bay | | Ilymedina24@yahoo.com |
| Jackie Renee Mind | | | | Ale3311@yahoo.com |
| Theodore Herbert | | 25500 S.W. 137 Ave Nicaragua | 786-452-6118 | |
| Brandon Limauro | | 4611 Irene dr | | Brandon Limauro@gmail.com |
| Andy Fernandez | | | | |
| Carol Gallagher | | 18755 SW 99 Rd. | | dgcjgal@AOL.com |
| Aida Cardenas | | 18201 SW 112 Ave | | Caida@miamidade.com |

MIAMI-DADE COUNTY

# Department of Transportation and Public Works (DTPW)
## South Corridor Rapid Transit Project
## Alternatives Public Workshops - Sign-in Sheet

☐ **Tuesday, May 22, 2018**
6:00 p.m. – 8:00 p.m.
Palmetto Golf Course, Community Room
9300 SW 152nd Street Miami, FL 33157

☐ **Wednesday, May 23, 2018**
6:00 p.m. - 8:00 p.m.
City of Florida City, Council Chambers
404 W Palm Drive Florida City, FL 33034

☒ **Thursday, May 24, 2018**
6:00 p.m. - 8:00 p.m.
Southland Mall, Fountain Area
20505 S Dixie Highway Cutler Bay, FL 33189

| Name | Representing (Name of business or group) | Address | Phone Number | E-mail address |
|---|---|---|---|---|
| Hellen Bakewell | | | | Hellen121@gmail.com |
| Alexander Rios | | Homestead, FL, 33032 27004 SW 138 ct #A | 786-597-8023 | Redshirt434@gmail.com |
| Eligio Cuevas | | 28501 SW 152 Ave #186 Homestead FL. 33033 | (786) 914-8784 | eligio Cuevas@gmail.com |
| Victor Gonzalez | | | 786-290-4646 | victormga48@yahoo.es |
| Luz D Rodriguez | | 1661 SE 23rd Ct. Homestead Fl. 33035 | 786-205-3784 | Mooki4c@yahoo.com. |
| Stephen Casco | | 1660 SE 29th St Homestead FL 33035 | 786-510-7460 | Casco75@Gmail.com |
| Gladys Chern | | 22526 Old Dixie Hwy Goulds, FL 33170 | 305-772-4726 | gladyschern@bellsouth.net |
| Jonathan Jones | | 10290 SW 178 Terr Miami, FL 33157 | 786 712-8041 | Jones@gmail.com. |
| Gloria Oikelome | | 16300 SW 102 Ave Mia FL 33157 | | Oikelome@att.net |
| Addie Jones | | 11490 S.W. 220th St Miami, FL 33170 | 305 684 8664 | addiejones83@Gmail.com |

MIAMI-DADE COUNTY

# Department of Transportation and Public Works (DTPW)
# South Corridor Rapid Transit Project
# Alternatives Public Workshops - Sign-in Sheet

☐ **Tuesday, May 22, 2018**
6:00 p.m. – 8:00 p.m.
Palmetto Golf Course, Community Room
9300 SW 152nd Street Miami, FL 33157

☐ **Wednesday, May 23, 2018**
6:00 p.m. - 8:00 p.m.
City of Florida City, Council Chambers
404 W Palm Drive Florida City, FL 33034

☑ **Thursday, May 24, 2018**
6:00 p.m. - 8:00 p.m.
Southland Mall, Fountain Area
20505 S Dixie Highway Cutler Bay, FL 33189

| Name | Representing (Name of business or group) | Address | Phone Number | E-mail address |
|---|---|---|---|---|
| Lashonia Brown | | 14320 SW 216 St | 7862052015 | Lashonia.brown@gmail.com |
| Bryan Alfaro | | 25422 SW 107 Ave | 786-390-6448 | b_alfaro@live.com |
| Nikolas Blake | | 8350 SW 187 Street | | blake.nikolas@gmail.com |
| Enrique Mora | | 15035 GRANT LN | 7863574673 | moraenrique@yahoo.com |
| Fabiola Cuadra | | " " | 7863574673 | |
| Darryl Brooks | | " " | 7862340140 | Dabrooks88@yahoo.com |
| Michele Markovits | MDC Office of Resilience | | 305/375-5596 | michele.markovits@miamidade.gov |
| Marlen Pajon | | 19920 Gulfstream RD | 305/804 2717 | Pajones marlen@yahoo.com |
| Maria Pena | | 27556 SW 142 AVE 33032 | (7) 427-7213 | Mariapena29@gmail.com |
| BRUCE FORESTER | | 9116 SW 222 46 TERRACE CUTLER BAY 33190 | | |

MIAMI-DADE COUNTY

# Department of Transportation and Public Works (DTPW)
## South Corridor Rapid Transit Project
## Alternatives Public Workshops - Sign-in Sheet

☐ **Tuesday, May 22, 2018**
6:00 p.m. – 8:00 p.m.
Palmetto Golf Course, Community Room
9300 SW 152nd Street Miami, FL 33157

☐ **Wednesday, May 23, 2018**
6:00 p.m. - 8:00 p.m.
City of Florida City, Council Chambers
404 W Palm Drive Florida City, FL 33034

☒ **Thursday, May 24, 2018**
6:00 p.m. - 8:00 p.m.
Southland Mall, Fountain Area
20505 S Dixie Highway Cutler Bay, FL 33189

| Name | Representing (Name of business or group) | Address | Phone Number | E-mail Address |
|---|---|---|---|---|
| Frederic Cheel | My Self | 5711 S. Dixie Hwy S. Miami Fl | 305 498 9682 | — |
| Neski León | Myself | | | |
| Bernice Stephens | Self | 13426 SW 263 St | 305 968 4780 | |
| Lagarvis Moreland | self | 13584 SW 263 Terr | 786-539-7587 | lagarvis@gmail.com |
| Dora Olsen | | 21341 SW 94 Cur. | 305-235-9779 | Olsendora@AOL.Com |
| Mayor Peggy Bell | Cutler Bay | 10720 SW 212 Terrace | 305-234-4262 | pbell@cutlerBay-fl.gov |
| William Bell | ME | 9354 SW 212 TER | 305-297-2920 | llmartybell@G.mail.com |
| Miranda Pajares | myself | 19920 gulfstream RD | 786 583-7080 | miranda Pajares@gmail.com |
| * Roger Coriat | Town of Cutler Bay | 10720 Caribbean Blvd. | 305-490-9434 | rcoriat@cutlerbay-fl.gov |
| Leonardo Ambard | E&A Property Consulting | 9600 NW 25 St Ste 2A Miami, FL 33172 | 305 903 5447 | LAMBARD@EAPROPERTYCONSULTING.com |

MIAMI-DADE COUNTY

# Department of Transportation and Public Works (DTPW)
## South Corridor Rapid Transit Project
## Alternatives Public Workshops Sign-in Sheet

☐ **Tuesday, May 22, 2018**
6:00 p.m. – 8:00 p.m.
Palmetto Golf Course, Community Room
9300 SW 152nd Street Miami, FL 33157

☐ **Wednesday, May 23, 2018**
6:00 p.m. - 8:00 p.m.
City of Florida City, Council Chambers
404 W Palm Drive Florida City, FL 33034

☒ **Thursday, May 24, 2018**
6:00 p.m. - 8:00 p.m.
Southland Mall, Fountain Area
20505 S Dixie Highway Cutler Bay, FL 33189

| Name | Representing (Name of business or group) | Address | Phone Number | E-mail Address |
|---|---|---|---|---|
| JASON LOPEZ | | 1044 S. INDEPENDENCE DR. HOMESTEAD FL | | LOPEZJASON4977@GMAIL.COM |
| ADAM SKOWRONSKI | | 10310 SW 207 ST CUTLER BAY 33189 | | UPINADAM@HOTMAIL.COM |
| Ellie Reyes | | 23400 SW 124th AVE 33032 | | ellieReyes@hotmail.com |
| JAIRO SUAREZ | | 4128 NE 21 Ct 33033 | | JAIROS_5@HOTMAIL |
| Damaris Garcia | | 27273 SW 138 Path 33032 | | damaris.garcia@jhsmiami.org |
| Eduardo de Aragon | | 9221 Marine Dr Cutler Bay | | COFRESI@Bellsouth.net |
| SueAndie Guevara | | 11120 SW 196 St Miami FL 33157 | | Sueandieg92@Gmail.com |
| Loretta Thompson | | 14331 SW 268th St #202 Homestead FL 33032 | | RThompson~~Savings~~Savings@gmail.com |
| ANN Soucy | | 9846 SW 193 ST CUTLER BAY FL 33157 | | ANNSO1758@GMAIL.COM |
| Yunior Sandoval | | 22638 SW 94 path. Cutler Bay FL 33190 | | Yuniorsan75@Gmail.com. |

MIAMI-DADE COUNTY

# Department of Transportation and Public Works (DTPW)
## South Corridor Rapid Transit Project
## Alternatives Public Workshops - Sign-in Sheet

☐ **Tuesday, May 22, 2018**
6:00 p.m. – 8:00 p.m.
Palmetto Golf Course, Community Room
9300 SW 152nd Street Miami, FL 33157

☐ **Wednesday, May 23, 2018**
6:00 p.m. - 8:00 p.m.
City of Florida City, Council Chambers
404 W Palm Drive Florida City, FL 33034

☒ **Thursday, May 24, 2018**
6:00 p.m. - 8:00 p.m.
Southland Mall, Fountain Area
20505 S Dixie Highway Cutler Bay, FL 33189

| Name | Representing (Name of business or group) | Address | Phone Number | E-mail Address |
|---|---|---|---|---|
| Damien Martinez | — | 1139 SE 13th Ave | (786)781-8486 | martinezdamien18@gmail.com |
| John Pangilinan | — | 13495 SW 291 Lane | 786-650-9392 | |
| Ricardo Torres | — | — | — | ricardo@blvebuildingsusa.com |
| Antonio Miller | — | — | — | — |
| Antonette Walla | | 650 SW 12th St | 7868725861 | — |
| Cameo Parrish | — | 25320 SW 137th Ave | 786-728-5936 | Tyliahsmom@yahoo.com |
| Amaya Parrish | — | " | | |
| Mauricio Carballo | | 11873 S.W. 213 St. 33177 | 7863574712 | carboallom@Icloud.com |
| Jorge Ayala | | 17101 SW 93 AVE | 7738449292 | jorgeayala_cer@hotmail.com |
| Natalia Urdaneta | | 17101 SW 93 Ave 33157 | | nsurdaneta@aol.com |

MIAMI-DADE COUNTY

# Department of Transportation and Public Works (DTPW)
## South Corridor Rapid Transit Project
## Alternative Public Workshops - Staff Sign-in Sheet

☐ Tuesday, May 22, 2018
6:00 p.m. – 8:00 p.m.
Palmetto Golf Course, Community Room
9300 SW 152nd Street Miami, FL 33157

☐ Wednesday, May 23, 2018
6:00 p.m. - 8:00 p.m.
City of Florida City, Council Chambers
404 W Palm Drive Florida City, FL 33034

☒ Thursday, May 24, 2018
6:00 p.m. - 8:00 p.m.
Southland Mall, Fountain Area
20505 S Dixie Highway Cutler Bay, FL 33189

| Name | Representing (Name of business or group) | Address | Phone Number | E-mail address |
|---|---|---|---|---|
| Andrew Davis-Lockward | AECOM | | | andrew.davis-lockward@aecom.com |
| Michael Kermin | AECOM | | | michael.kermin@aecom.com |
| Zak Nahrocks | AECOM | | | ZACHARY.NAHROCKI@AECOM.COM |
| Shieda Castillo | CM | | | |
| Ed Palacio | AECOM | | | ed.palacio@AECOM.com |
| Charesse Chester | CMEDIA | 6333 NE 167 St Suite 600 | 3059447524 | cchester@creativisionmedia.com |
| Quamiesha Dey | CMedia | | | qdey@creativisionmedia.com |
| CHRIS MARTIN | AECOM | | | CHRIS.C.MARTIN@AECOM.COM |
| Brian Smart | AECOM | | 6786421885 | Brian.Smart@aecom.com |
| Jie Bian | DTPW | 701 NW 1st Ct. Miami | 786-465-5265 | jie.bian@miamidade.gov |

MIAMI-DADE COUNTY

# Department of Transportation and Public Works (DTPW)
## South Corridor Rapid Transit Project
## Alternative Public Workshops - Staff Sign-in Sheet

☐ Tuesday, May 22, 2018
6:00 p.m. – 8:00 p.m.
Palmetto Golf Course, Community Room
9300 SW 152nd Street Miami, FL 33157

☐ Wednesday, May 23, 2018
6:00 p.m. - 8:00 p.m.
City of Florida City, Council Chambers
404 W Palm Drive Florida City, FL 33034

☐ Thursday, May 24, 2018
6:00 p.m. - 8:00 p.m.
Southland Mall, Fountain Area
20505 S Dixie Highway Cutler Bay, FL 33189

| Name | Representing (Name of business or group) | Address | Phone Number | E-mail address |
|---|---|---|---|---|
| Jeannine Gastonde | TPO | 22638 SW 94th Path | 305-351739 | Jeannine.Gastonde@mdTPO.org |
| Rene Infante | Redland Market Village | | | |
| Johnny Farias | MDC #15 | 13718 SW 283 ter. | | |
| Peter Voorhees | AECOM | | 248-703-1510 | |
| | | | | |
| | | | | |
| | | | | |
| | | | | |
| | | | | |
| | | | | |

# Alternative Public Workshop #3: Comment Cards

**Department of Transportation and Public Works (DTPW)**
**South Corridor Rapid Transit Project**
**ALTERNATIVES PUBLIC WORKSHOPS/**
**TALLERES PÚBLICOS DE ALTERNATIVAS**

**COMMENT SHEET / HOJA DE COMENTARIOS**

Please select (using boxes below) which meeting you are attending / *Por favor, seleccione (usando las casillas a continuación) a cuál reunión asistió:*

- ☐ Tuesday, May 22, 2018 / martes 22 de mayo del 2018, 6:00 p.m. – 8:00 p.m., Palmetto Golf Course, Community Room, 9300 SW 152nd Street, Miami, FL 33157
- ☐ Wednesday, May 23, 2018 / miércoles 24 de mayo del 2018, 6:00 p.m. - 8:00 p.m., City of Florida City, Council Chambers, 404 W Palm Drive, Florida City, FL 33034
- ☒ Thursday, May 24, 2018 / jueves 25 de mayo del 2018, 6:00 p.m. - 8:00 p.m., Southland Mall Fountain Area, 20505 S Dixie Highway Cutler Bay, FL 33189

Do you have any preferences/ comments/ suggestions on our Station Designs?
¿Tiene alguna preferencia / comentario / sugerencia en nuestros diseños de estación?

Enclosed Center Platform Design/ Diseño de plataforma central _____
Honeycomb Vault Design/Diseño de bóveda de panal X

Do you have any preferences/ comments/ suggestions on the alternatives?
¿Tiene alguna preferencia / comentario / sugerencia en nuestros diseños de estación?

Bus Rapid Transit/ Autobuses de tránsito rápido _____ Metrorail Extension/ Extensión de Metrorail X Connected/ Autonomous/ Conectado / Autónomo _____

EASE OF TRANSFER, NO TRANSFER FEES
BUS AND TRAIN SCHEDULE TO BE WORKED ABOUT
MORE CONVENIENT & EASIER FOR HANDICAPPED & ELDERLY

Other Comments/ Otros comentarios:

ELIMINATE PARKING AT ALL FLORIDA CITY LOCATIONS AND
ADVISE USERS PARKING TAKEN FOR OUR VISITORS

Name / Nombre: ADAM SCHUPPERT
Address / Dirección: 10800 SW 207 ST FLORIDA CITY 33189
Phone / Teléfono: 305-790-6610
Email / Correo Electrónico: SPADAM16@HOTMAIL.COM

MIAMI-DADE COUNTY

---

**Department of Transportation and Public Works (DTPW)**
**South Corridor Rapid Transit Project**
**ALTERNATIVES PUBLIC WORKSHOPS/**
**TALLERES PÚBLICOS DE ALTERNATIVAS**

**COMMENT SHEET / HOJA DE COMENTARIOS**

Please select (using boxes below) which meeting you are attending / *Por favor, seleccione (usando las casillas a continuación) a cuál reunión asistió:*

- ☐ Tuesday, May 22, 2018 / martes 22 de mayo del 2018, 6:00 p.m. – 8:00 p.m., Palmetto Golf Course, Community Room, 9300 SW 152nd Street, Miami, FL 33157
- ☐ Wednesday, May 23, 2018 / miércoles 24 de mayo del 2018, 6:00 p.m. - 8:00 p.m., City of Florida City, Council Chambers, 404 W Palm Drive, Florida City, FL 33034
- ☒ Thursday, May 24, 2018 / jueves 25 de mayo del 2018, 6:00 p.m. - 8:00 p.m., Southland Mall Fountain Area, 20505 S Dixie Highway Cutler Bay, FL 33189

Do you have any preferences/ comments/ suggestions on our Station Designs? NO
¿Tiene alguna preferencia / comentario / sugerencia en nuestros diseños de estación?

Enclosed Center Platform Design/ Diseño de plataforma central _____ DOESN'T MATTER
Honeycomb Vault Design/Diseño de bóveda de panal _____

Do you have any preferences/ comments/ suggestions on the alternatives?
¿Tiene alguna preferencia / comentario / sugerencia en nuestros diseños de estación?

Bus Rapid Transit/ Autobuses de tránsito rápido _____ Metrorail Extension/ Extensión de Metrorail ✓ Connected/ Autonomous/ Conectado / Autónomo _____

Other Comments/ Otros comentarios:

Elevated metrorail

Name / Nombre: Kathryn Jordan
Address / Dirección: 20655 SW 91 Ct 33189
Phone / Teléfono: 305-877-2594
Email / Correo Electrónico: DVAN6@comcast.net

MIAMI-DADE COUNTY

---

**Department of Transportation and Public Works (DTPW)**
**South Corridor Rapid Transit Project**
**ALTERNATIVES PUBLIC WORKSHOPS/**
**TALLERES PÚBLICOS DE ALTERNATIVAS**

**COMMENT SHEET / HOJA DE COMENTARIOS**

Please select (using boxes below) which meeting you are attending / *Por favor, seleccione (usando las casillas a continuación) a cuál reunión asistió:*

- ☐ Tuesday, May 22, 2018 / martes 22 de mayo del 2018, 6:00 p.m. – 8:00 p.m., Palmetto Golf Course, Community Room, 9300 SW 152nd Street, Miami, FL 33157
- ☐ Wednesday, May 23, 2018 / miércoles 24 de mayo del 2018, 6:00 p.m. - 8:00 p.m., City of Florida City, Council Chambers, 404 W Palm Drive, Florida City, FL 33034
- ☒ Thursday, May 24, 2018 / jueves 25 de mayo del 2018, 6:00 p.m. - 8:00 p.m., Southland Mall Fountain Area, 20505 S Dixie Highway Cutler Bay, FL 33189

Do you have any preferences/ comments/ suggestions on our Station Designs?
¿Tiene alguna preferencia / comentario / sugerencia en nuestros diseños de estación?

Enclosed Center Platform Design/ Diseño de plataforma central _____
Honeycomb Vault Design/Diseño de bóveda de panal _____

Do you have any preferences/ comments/ suggestions on the alternatives?
¿Tiene alguna preferencia / comentario / sugerencia en nuestros diseños de estación?

Bus Rapid Transit/ Autobuses de tránsito rápido X Metrorail Extension/ Extensión de Metrorail _____ Connected/ Autonomous/ Conectado / Autónomo _____

Very much needed, please don't increase fees/ fares.
Keep it affordable, as an incentive for others to use.

Other Comments/ Otros comentarios:

Name / Nombre: Valerie V. Miller
Address / Dirección: 24821 SW 130 Av #322
Phone / Teléfono: (786) 350-4530
Email / Correo Electrónico: believeagod4me@gmail.com

MIAMI-DADE COUNTY

---

**Department of Transportation and Public Works (DTPW)**
**South Corridor Rapid Transit Project**
**ALTERNATIVES PUBLIC WORKSHOPS/**
**TALLERES PÚBLICOS DE ALTERNATIVAS**

**COMMENT SHEET / HOJA DE COMENTARIOS**

Please select (using boxes below) which meeting you are attending / *Por favor, seleccione (usando las casillas a continuación) a cuál reunión asistió:*

- ☐ Tuesday, May 22, 2018 / martes 22 de mayo del 2018, 6:00 p.m. – 8:00 p.m., Palmetto Golf Course, Community Room, 9300 SW 152nd Street, Miami, FL 33157
- ☐ Wednesday, May 23, 2018 / miércoles 24 de mayo del 2018, 6:00 p.m. - 8:00 p.m., City of Florida City, Council Chambers, 404 W Palm Drive, Florida City, FL 33034
- ☒ Thursday, May 24, 2018 / jueves 25 de mayo del 2018, 6:00 p.m. - 8:00 p.m., Southland Mall Fountain Area, 20505 S Dixie Highway Cutler Bay, FL 33189

Do you have any preferences/ comments/ suggestions on our Station Designs?
¿Tiene alguna preferencia / comentario / sugerencia en nuestros diseños de estación?

Enclosed Center Platform Design/ Diseño de plataforma central ✓
Honeycomb Vault Design/Diseño de bóveda de panal _____

I prefer the enclosed center platform design.
It looks more streamlined

Do you have any preferences/ comments/ suggestions on the alternatives?
¿Tiene alguna preferencia / comentario / sugerencia en nuestros diseños de estación?

Bus Rapid Transit/ Autobuses de tránsito rápido ✓ Metrorail Extension/ Extensión de Metrorail _____ Connected/ Autonomous/ Conectado / Autónomo _____

If MDT can implement the Bus Rapid Transit System in the South Corridor, I believe the ridership would be pleased. It is something that can be done much more quickly and more cost-effectively than extending Metrorail. I really would like to see this idea come to fruition as soon as possible. I've been commuting on MDT since 1986 and my frustration with the existing system is at an all-time high.

Other Comments/ Otros comentarios:

Name / Nombre: Eunice Tillotson
Address / Dirección: 21506 SW 89 Path
Phone / Teléfono: 305-753-3157
Email / Correo Electrónico: emtpluto@hotmail.com

MIAMI-DADE COUNTY

**Department of Transportation and Public Works (DTPW)**
**South Corridor Rapid Transit Project**
**ALTERNATIVES PUBLIC WORKSHOPS/**
**TALLERES PÚBLICOS DE ALTERNATIVAS**

**COMMENT SHEET / HOJA DE COMENTARIOS**

Please select (using boxes below) which meeting you are attending / *Por favor, seleccione (usando las casillas a continuación) a cuál reunión asistió:*

- ☐ Tuesday, May 22, 2018 / martes 22 de mayo del 2018 / 6:00 p.m. – 8:00 p.m. / Palmetto Golf Course, Community Room / 9300 SW 152nd Street / Miami, FL 33157
- ☐ Wednesday, May 23, 2018 / miércoles 24 de mayo del 2018 / 6:00 p.m. - 8:00 p.m. / City of Florida City, Council Chambers / 404 W Palm Drive / Florida City, FL 33034
- ☒ Thursday, May 24, 2018 / jueves 23 de mayo del 2018 / 6:00 p.m. - 8:00 p.m. / Southland Mall Fountain Area / 20505 S Dixie Highway Cutler Bay, FL 33189

Do you have any preferences/ comments/ suggestions on our Station Designs?
¿Tiene alguna preferencia / comentario / sugerencia en nuestros diseños de estación?

Enclosed Center Platform Design/ Diseño de plataforma central _____
Honeycomb Vault Design/Diseño de bóveda de panal X

Do you have any preferences/ comments/ suggestions on the alternatives?
¿Tiene alguna preferencia / comentario / sugerencia en nuestros diseños de estación?

Bus Rapid Transit/ Autobuses de tránsito rápido _____ Metrorail Extension/ Extensión de Metrorail X Connected/ Autonomous/ Conectado / Autónomo _____

ease of transfer & NO transfer fees.

Other Comments/ Otros comentarios:

South Dade needs an elevated Metro rail that was promised a long time ago.

Name / Nombre: Jeanette De La Rosa
Address / Dirección: 20623 SW 103 Ave
Phone / Teléfono: 786 394 7645
Email / Correo Electrónico: jeanetteathe.rock@yahoo.com

MIAMI-DADE COUNTY

---

**Department of Transportation and Public Works (DTPW)**
**South Corridor Rapid Transit Project**
**ALTERNATIVES PUBLIC WORKSHOPS/**
**TALLERES PÚBLICOS DE ALTERNATIVAS**

**COMMENT SHEET / HOJA DE COMENTARIOS**

Please select (using boxes below) which meeting you are attending / *Por favor, seleccione (usando las casillas a continuación) a cuál reunión asistió:*

- ☐ Tuesday, May 22, 2018 / martes 22 de mayo del 2018 / 6:00 p.m. – 8:00 p.m. / Palmetto Golf Course, Community Room / 9300 SW 152nd Street / Miami, FL 33157
- ☐ Wednesday, May 23, 2018 / miércoles 24 de mayo del 2018 / 6:00 p.m. - 8:00 p.m. / City of Florida City, Council Chambers / 404 W Palm Drive / Florida City, FL 33034
- ☒ Thursday, May 24, 2018 / jueves 23 de mayo del 2018 / 6:00 p.m. - 8:00 p.m. / Southland Mall Fountain Area / 20505 S Dixie Highway Cutler Bay, FL 33189

Do you have any preferences/ comments/ suggestions on our Station Designs?
¿Tiene alguna preferencia / comentario / sugerencia en nuestros diseños de estación?

Enclosed Center Platform Design/ Diseño de plataforma central _____
Honeycomb Vault Design/Diseño de bóveda de panal ✓

Do you have any preferences/ comments/ suggestions on the alternatives?
¿Tiene alguna preferencia / comentario / sugerencia en nuestros diseños de estación?

Bus Rapid Transit/ Autobuses de tránsito rápido _____ Metrorail Extension/ Extensión de Metrorail ✓ Connected/ Autonomous/ Conectado / Autónomo _____

WE NEED METRORAIL!!

Other Comments/ Otros comentarios:

Name / Nombre: JEFFREY PAYNE
Address / Dirección: 20653 SW 103 AVE ~~FLA~~ OUTLER BAY FL 33189
Phone / Teléfono:
Email / Correo Electrónico: jpayne1@bellsouth.net

MIAMI-DADE COUNTY

---

**Department of Transportation and Public Works (DTPW)**
**South Corridor Rapid Transit Project**
**ALTERNATIVES PUBLIC WORKSHOPS/**
**TALLERES PÚBLICOS DE ALTERNATIVAS**

**COMMENT SHEET / HOJA DE COMENTARIOS**

Please select (using boxes below) which meeting you are attending / *Por favor, seleccione (usando las casillas a continuación) a cuál reunión asistió:*

- ☐ Tuesday, May 22, 2018 / martes 22 de mayo del 2018 / 6:00 p.m. – 8:00 p.m. / Palmetto Golf Course, Community Room / 9300 SW 152nd Street / Miami, FL 33157
- ☐ Wednesday, May 23, 2018 / miércoles 24 de mayo del 2018 / 6:00 p.m. - 8:00 p.m. / City of Florida City, Council Chambers / 404 W Palm Drive / Florida City, FL 33034
- ☒ Thursday, May 24, 2018 / jueves 23 de mayo del 2018 / 6:00 p.m. - 8:00 p.m. / Southland Mall Fountain Area / 20505 S Dixie Highway Cutler Bay, FL 33189

Do you have any preferences/ comments/ suggestions on our Station Designs?
¿Tiene alguna preferencia / comentario / sugerencia en nuestros diseños de estación?

Enclosed Center Platform Design/ Diseño de plataforma central _____
Honeycomb Vault Design/Diseño de bóveda de panal ✓

Do you have any preferences/ comments/ suggestions on the alternatives?
¿Tiene alguna preferencia / comentario / sugerencia en nuestros diseños de estación?

Bus Rapid Transit/ Autobuses de tránsito rápido _____ Metrorail Extension/ Extensión de Metrorail ✓ Connected/ Autonomous/ Conectado / Autónomo _____

WE WANT METRO RAIL!

Other Comments/ Otros comentarios:

Name / Nombre: JERI PAYNE
Address / Dirección: 20653 SW 103 AVE OUTLER BAY FL 33189
Phone / Teléfono:
Email / Correo Electrónico: jpayne1@bellsouth.net

MIAMI-DADE COUNTY

---

**Department of Transportation and Public Works (DTPW)**
**South Corridor Rapid Transit Project**
**ALTERNATIVES PUBLIC WORKSHOPS/**
**TALLERES PÚBLICOS DE ALTERNATIVAS**

**COMMENT SHEET / HOJA DE COMENTARIOS**

Please select (using boxes below) which meeting you are attending / *Por favor, seleccione (usando las casillas a continuación) a cuál reunión asistió:*

- ☐ Tuesday, May 22, 2018 / martes 22 de mayo del 2018 / 6:00 p.m. – 8:00 p.m. / Palmetto Golf Course, Community Room / 9300 SW 152nd Street / Miami, FL 33157
- ☐ Wednesday, May 23, 2018 / miércoles 24 de mayo del 2018 / 6:00 p.m. - 8:00 p.m. / City of Florida City, Council Chambers / 404 W Palm Drive / Florida City, FL 33034
- ☒ Thursday, May 24, 2018 / jueves 23 de mayo del 2018 / 6:00 p.m. - 8:00 p.m. / Southland Mall Fountain Area / 20505 S Dixie Highway Cutler Bay, FL 33189

Do you have any preferences/ comments/ suggestions on our Station Designs?
¿Tiene alguna preferencia / comentario / sugerencia en nuestros diseños de estación?

Enclosed Center Platform Design/ Diseño de plataforma central _____
Honeycomb Vault Design/Diseño de bóveda de panal X

Do you have any preferences/ comments/ suggestions on the alternatives?
¿Tiene alguna preferencia / comentario / sugerencia en nuestros diseños de estación?

Bus Rapid Transit/ Autobuses de tránsito rápido X Metrorail Extension/ Extensión de Metrorail _____ Connected/ Autonomous/ Conectado / Autónomo _____

ease of transfer and NO transfer fees.

Other Comments/ Otros comentarios:

Name / Nombre: Quolandra Lewis
Address / Dirección: 20012 SW 103 AVE CUTLER BAY FL 33189
Phone / Teléfono: 305-797-5956
Email / Correo Electrónico: Quolard@miamidade.gov

MIAMI-DADE COUNTY

**Department of Transportation and Public Works (DTPW)**
**South Corridor Rapid Transit Project**
**ALTERNATIVES PUBLIC WORKSHOPS/**
**TALLERES PÚBLICOS DE ALTERNATIVAS**

**COMMENT SHEET / HOJA DE COMENTARIOS**

Please select (using boxes below) which meeting you are attending / *Por favor, seleccione (usando las casillas a continuación) a cuál reunión asistió:*

- ☐ Tuesday, May 22, 2018 / martes 22 de mayo del 2018 / 6:00 p.m. – 8:00 p.m. / Palmetto Golf Course, Community Room / 9300 SW 152nd Street / Miami, FL 33157
- ☐ Wednesday, May 23, 2018 / miércoles 24 de mayo del 2018 / 6:00 p.m. - 8:00 p.m. / City of Florida City, Council Chambers / 404 W Palm Drive / Florida City, FL 33034
- ☒ Thursday, May 24, 2018 / jueves 23 de mayo del 2018 / 6:00 p.m. - 8:00 p.m. / Southland Mall Fountain Area / 20505 S Dixie Highway Cutler Bay, FL 33189

Do you have any preferences/ comments/ suggestions on our Station Designs?
¿Tiene alguna preferencia / comentario / sugerencia en nuestros diseños de estación?

Enclosed Center Platform Design/ Diseño de plataforma central _____
Honeycomb Vault Design/Diseño de bóveda de panal ✓

Do you have any preferences/ comments/ suggestions on the alternatives?
¿Tiene alguna preferencia / comentario / sugerencia en nuestros diseños de estación?

Bus Rapid Transit/ Autobuses de tránsito rápido ✓ Metrorail Extension/ Extensión de Metrorail _____ Connected/ Autonomous/ Conectado / Autónomo _____

the close of transfer
No transfer fees

Other Comments/ Otros comentarios:

We need a good elevated Metro Rail in South Dade

MIAMI-DADE COUNTY

Name / Nombre: Esther DelaRoca
Address / Dirección: 19215 SW 93 Ave.
Phone / Teléfono: 7/501-4335
Email / Correo Electrónico: esturdelaroca@bellsouth.net

---

**Department of Transportation and Public Works (DTPW)**
**South Corridor Rapid Transit Project**
**ALTERNATIVES PUBLIC WORKSHOPS/**
**TALLERES PÚBLICOS DE ALTERNATIVAS**

**COMMENT SHEET / HOJA DE COMENTARIOS**

Please select (using boxes below) which meeting you are attending / *Por favor, seleccione (usando las casillas a continuación) a cuál reunión asistió:*

- ☐ Tuesday, May 22, 2018 / martes 22 de mayo del 2018 / 6:00 p.m. – 8:00 p.m. / Palmetto Golf Course, Community Room / 9300 SW 152nd Street / Miami, FL 33157
- ☐ Wednesday, May 23, 2018 / miércoles 24 de mayo del 2018 / 6:00 p.m. - 8:00 p.m. / City of Florida City, Council Chambers / 404 W Palm Drive / Florida City, FL 33034
- ☐ Thursday, May 24, 2018 / jueves 23 de mayo del 2018 / 6:00 p.m. - 8:00 p.m. / Southland Mall Fountain Area / 20505 S Dixie Highway Cutler Bay, FL 33189

Do you have any preferences/ comments/ suggestions on our Station Designs?
¿Tiene alguna preferencia / comentario / sugerencia en nuestros diseños de estación?

Enclosed Center Platform Design/ Diseño de plataforma central _____
Honeycomb Vault Design/Diseño de bóveda de panal _____

Do you have any preferences/ comments/ suggestions on the alternatives?
¿Tiene alguna preferencia / comentario / sugerencia en nuestros diseños de estación?

Bus Rapid Transit/ Autobuses de tránsito rápido _____ Metrorail Extension/ Extensión de Metrorail ✓ Connected/ Autonomous/ Conectado / Autónomo _____

Other Comments/ Otros comentarios:

MIAMI-DADE COUNTY

Name / Nombre: Lauren A. Campbell
Address / Dirección: 10400 SW 207 ST Cutler Bay 33157
Phone / Teléfono:
Email / Correo Electrónico:

---

**Department of Transportation and Public Works (DTPW)**
**South Corridor Rapid Transit Project**
**ALTERNATIVES PUBLIC WORKSHOPS/**
**TALLERES PÚBLICOS DE ALTERNATIVAS**

**COMMENT SHEET / HOJA DE COMENTARIOS**

Please select (using boxes below) which meeting you are attending / *Por favor, seleccione (usando las casillas a continuación) a cuál reunión asistió:*

- ☐ Tuesday, May 22, 2018 / martes 22 de mayo del 2018 / 6:00 p.m. – 8:00 p.m. / Palmetto Golf Course, Community Room / 9300 SW 152nd Street / Miami, FL 33157
- ☐ Wednesday, May 23, 2018 / miércoles 24 de mayo del 2018 / 6:00 p.m. - 8:00 p.m. / City of Florida City, Council Chambers / 404 W Palm Drive / Florida City, FL 33034
- ☐ Thursday, May 24, 2018 / jueves 23 de mayo del 2018 / 6:00 p.m. - 8:00 p.m. / Southland Mall Fountain Area / 20505 S Dixie Highway Cutler Bay, FL 33189

Do you have any preferences/ comments/ suggestions on our Station Designs?
¿Tiene alguna preferencia / comentario / sugerencia en nuestros diseños de estación?

Enclosed Center Platform Design/ Diseño de plataforma central _____
Honeycomb Vault Design/Diseño de bóveda de panal _____

Do you have any preferences/ comments/ suggestions on the alternatives?
¿Tiene alguna preferencia / comentario / sugerencia en nuestros diseños de estación?

Bus Rapid Transit/ Autobuses de tránsito rápido _____ Metrorail Extension/ Extensión de Metrorail ✓ Connected/ Autonomous/ Conectado / Autónomo _____

Other Comments/ Otros comentarios:

MIAMI-DADE COUNTY

Name / Nombre: Elija Cruz
Address / Dirección:
Phone / Teléfono:
Email / Correo Electrónico:

---

**Department of Transportation and Public Works (DTPW)**
**South Corridor Rapid Transit Project**
**ALTERNATIVES PUBLIC WORKSHOPS/**
**TALLERES PÚBLICOS DE ALTERNATIVAS**

**COMMENT SHEET / HOJA DE COMENTARIOS**

Please select (using boxes below) which meeting you are attending / *Por favor, seleccione (usando las casillas a continuación) a cuál reunión asistió:*

- ☐ Tuesday, May 22, 2018 / martes 22 de mayo del 2018 / 6:00 p.m. – 8:00 p.m. / Palmetto Golf Course, Community Room / 9300 SW 152nd Street / Miami, FL 33157
- ☐ Wednesday, May 23, 2018 / miércoles 24 de mayo del 2018 / 6:00 p.m. - 8:00 p.m. / City of Florida City, Council Chambers / 404 W Palm Drive / Florida City, FL 33034
- ☒ Thursday, May 24, 2018 / jueves 23 de mayo del 2018 / 6:00 p.m. - 8:00 p.m. / Southland Mall Fountain Area / 20505 S Dixie Highway Cutler Bay, FL 33189

Do you have any preferences/ comments/ suggestions on our Station Designs?
¿Tiene alguna preferencia / comentario / sugerencia en nuestros diseños de estación?

Enclosed Center Platform Design/ Diseño de plataforma central ✓
Honeycomb Vault Design/Diseño de bóveda de panal _____

Do you have any preferences/ comments/ suggestions on the alternatives?
¿Tiene alguna preferencia / comentario / sugerencia en nuestros diseños de estación?

Bus Rapid Transit/ Autobuses de tránsito rápido ✓ Metrorail Extension/ Extensión de Metrorail _____ Connected/ Autonomous/ Conectado / Autónomo _____

Other Comments/ Otros comentarios:

MIAMI-DADE COUNTY

Name / Nombre: Stephen Cave
Address / Dirección: 10600 SE 204 St
Phone / Teléfono: (786) 518-7460
Email / Correo Electrónico: Cave075@gmail.com

## Department of Transportation and Public Works (DTPW)
South Corridor Rapid Transit Project
ALTERNATIVES PUBLIC WORKSHOPS/
TALLERES PÚBLICOS DE ALTERNATIVAS

### COMMENT SHEET / HOJA DE COMENTARIOS

Please select (using boxes below) which meeting you are attending / *Por favor, seleccione (usando las casillas a continuación) a cuál reunión asistió:*

- ☐ Tuesday, May 22, 2018 / martes 22 de mayo del 2018 / 6:00 p.m. – 8:00 p.m. / Palmetto Golf Course, Community Room / 9300 SW 152nd Street / Miami, FL 33157
- ☐ Wednesday, May 23, 2018 / miércoles 24 de mayo del 2018 / 6:00 p.m. - 8:00 p.m. / City of Florida City, Council Chambers / 404 W Palm Drive / Florida City, FL 33034
- ☒ Thursday, May 24, 2018 / jueves 23 de mayo del 2018 / 6:00 p.m. - 8:00 p.m. / Southland Mall Fountain Area / 20505 S Dixie Highway Cutler Bay, FL 33189

Do you have any preferences/ comments/ suggestions on our Station Designs?
¿Tiene alguna preferencia / comentario / sugerencia en nuestros diseños de estación?

Enclosed Center Platform Design/ Diseño de plataforma central _____
Honeycomb Vault Design/Diseño de bóveda de panal _____

Do you have any preferences/ comments/ suggestions on the alternatives?
¿Tiene alguna preferencia / comentario / sugerencia en nuestros diseños de estación?

Bus Rapid Transit/ Autobuses de tránsito rápido_____ Metrorail Extension/ Extensión de Metrorail_____ Connected/ Autonomous/ Conectado / Autónomo _____

Other Comments/ Otros comentarios:

Name / Nombre: Leonard Maitland
Address / Dirección: 25891 SW 263 terr
Phone / Teléfono: 786 339 2537
Email / Correo Electrónico: leonard@gmail.com

MIAMI-DADE COUNTY

---

## Department of Transportation and Public Works (DTPW)
South Corridor Rapid Transit Project
ALTERNATIVES PUBLIC WORKSHOPS/
TALLERES PÚBLICOS DE ALTERNATIVAS

### COMMENT SHEET / HOJA DE COMENTARIOS

Please select (using boxes below) which meeting you are attending / *Por favor, seleccione (usando las casillas a continuación) a cuál reunión asistió:*

- ☐ Tuesday, May 22, 2018 / martes 22 de mayo del 2018 / 6:00 p.m. – 8:00 p.m. / Palmetto Golf Course, Community Room / 9300 SW 152nd Street / Miami, FL 33157
- ☐ Wednesday, May 23, 2018 / miércoles 24 de mayo del 2018 / 6:00 p.m. - 8:00 p.m. / City of Florida City, Council Chambers / 404 W Palm Drive / Florida City, FL 33034
- ☒ Thursday, May 24, 2018 / jueves 23 de mayo del 2018 / 6:00 p.m. - 8:00 p.m. / Southland Mall Fountain Area / 20505 S Dixie Highway Cutler Bay, FL 33189

Do you have any preferences/ comments/ suggestions on our Station Designs?
¿Tiene alguna preferencia / comentario / sugerencia en nuestros diseños de estación?

Enclosed Center Platform Design/ Diseño de plataforma central _____
Honeycomb Vault Design/Diseño de bóveda de panal _____

Take to long to arrive

Do you have any preferences/ comments/ suggestions on the alternatives?
¿Tiene alguna preferencia / comentario / sugerencia en nuestros diseños de estación?

Bus Rapid Transit/ Autobuses de tránsito rápido_X_ Metrorail Extension/ Extensión de Metrorail_____ Connected/ Autonomous/ Conectado / Autónomo _____

Other Comments/ Otros comentarios:

N/A

Name / Nombre: Bryan Alfaro
Address / Dirección: 25421 SW 109 Ave
Phone / Teléfono: 786-380-6948
Email / Correo Electrónico: b.alfaro91@live.com

MIAMI-DADE COUNTY

---

## Department of Transportation and Public Works (DTPW)
South Corridor Rapid Transit Project
ALTERNATIVES PUBLIC WORKSHOPS/
TALLERES PÚBLICOS DE ALTERNATIVAS

### COMMENT SHEET / HOJA DE COMENTARIOS

Please select (using boxes below) which meeting you are attending / *Por favor, seleccione (usando las casillas a continuación) a cuál reunión asistió:*

- ☐ Tuesday, May 22, 2018 / martes 22 de mayo del 2018 / 6:00 p.m. – 8:00 p.m. / Palmetto Golf Course, Community Room / 9300 SW 152nd Street / Miami, FL 33157
- ☐ Wednesday, May 23, 2018 / miércoles 24 de mayo del 2018 / 6:00 p.m. - 8:00 p.m. / City of Florida City, Council Chambers / 404 W Palm Drive / Florida City, FL 33034
- ☒ Thursday, May 24, 2018 / jueves 23 de mayo del 2018 / 6:00 p.m. - 8:00 p.m. / Southland Mall Fountain Area / 20505 S Dixie Highway Cutler Bay, FL 33189

Do you have any preferences/ comments/ suggestions on our Station Designs?
¿Tiene alguna preferencia / comentario / sugerencia en nuestros diseños de estación?

Enclosed Center Platform Design/ Diseño de plataforma central _____
Honeycomb Vault Design/Diseño de bóveda de panal _____

THE METRORAIL WOULD PROVIDE THE LARGEST POSITIVE IMPACT TO HOMESTEAD/FL CITY. RAPID BUS TRANSIT IS A GOOD PLAN CAN ALWAYS BE ADDED LATER

Do you have any preferences/ comments/ suggestions on the alternatives?
¿Tiene alguna preferencia / comentario / sugerencia en nuestros diseños de estación?

Bus Rapid Transit/ Autobuses de tránsito rápido_____ Metrorail Extension/ Extensión de Metrorail_✓_ Connected/ Autonomous/ Conectado / Autónomo _____

Other Comments/ Otros comentarios:

Name / Nombre: JASON LOPEZ
Address / Dirección:
Phone / Teléfono:
Email / Correo Electrónico:

MIAMI-DADE COUNTY

---

## Department of Transportation and Public Works (DTPW)
South Corridor Rapid Transit Project
ALTERNATIVES PUBLIC WORKSHOPS/
TALLERES PÚBLICOS DE ALTERNATIVAS

### COMMENT SHEET / HOJA DE COMENTARIOS

Please select (using boxes below) which meeting you are attending / *Por favor, seleccione (usando las casillas a continuación) a cuál reunión asistió:*

- ☐ Tuesday, May 22, 2018 / martes 22 de mayo del 2018 / 6:00 p.m. – 8:00 p.m. / Palmetto Golf Course, Community Room / 9300 SW 152nd Street / Miami, FL 33157
- ☐ Wednesday, May 23, 2018 / miércoles 24 de mayo del 2018 / 6:00 p.m. - 8:00 p.m. / City of Florida City, Council Chambers / 404 W Palm Drive / Florida City, FL 33034
- ☒ Thursday, May 24, 2018 / jueves 23 de mayo del 2018 / 6:00 p.m. - 8:00 p.m. / Southland Mall Fountain Area / 20505 S Dixie Highway Cutler Bay, FL 33189

Do you have any preferences/ comments/ suggestions on our Station Designs?
¿Tiene alguna preferencia / comentario / sugerencia en nuestros diseños de estación?

Enclosed Center Platform Design/ Diseño de plataforma central _____
Honeycomb Vault Design/Diseño de bóveda de panal _____

I like either idea. Its much better than our current status with our bus stations

Do you have any preferences/ comments/ suggestions on the alternatives?
¿Tiene alguna preferencia / comentario / sugerencia en nuestros diseños de estación?

Bus Rapid Transit/ Autobuses de tránsito rápido_____ Metrorail Extension/ Extensión de Metrorail_____ Connected/ Autonomous/ Conectado / Autónomo _____

I would like the rail south - however the time without the transit way use would be very bad. I we downtown from homestead and it would be very bad so at this time I would not mind the BRT to improve our current status by ~~25~~ 10M. It's an emergency. At this time, our population has tripled, and traffic Thank you! is bad!

Other Comments/ Otros comentarios:

Name / Nombre: Gregory Reyes
Address / Dirección:
Phone / Teléfono:
Email / Correo Electrónico: greyes1521@gmail.com

MIAMI-DADE COUNTY

**Department of Transportation and Public Works (DTPW)**
**South Corridor Rapid Transit Project**
**ALTERNATIVES PUBLIC WORKSHOPS/**
**TALLERES PÚBLICOS DE ALTERNATIVAS**

**COMMENT SHEET / HOJA DE COMENTARIOS**

Please select (using boxes below) which meeting you are attending / *Por favor, seleccione (usando las casillas a continuación) a cuál reunión asistió:*

- [ ] **Tuesday, May 22, 2018** martes 22 de mayo del 2018 6:00 p.m. – 8:00 p.m. Palmetto Golf Course, Community Room 9300 SW 152nd Street Miami, FL 33157
- [ ] **Wednesday, May 23, 2018** miércoles 24 de mayo del 2018 6:00 p.m. - 8:00 p.m. City of Florida City, Council Chambers 404 W Palm Drive Florida City, FL 33034
- [x] **Thursday, May 24, 2018** jueves 23 de mayo del 2018 6:00 p.m. - 8:00 p.m. Southland Mall Fountain Area 20505 S Dixie Highway Cutler Bay, FL 33189

Do you have any preferences/ comments/ suggestions on our Station Designs?
¿Tiene alguna preferencia / comentario / sugerencia en nuestros diseños de estación?

Enclosed Center Platform Design/ Diseño de plataforma central ____
Honeycomb Vault Design/Diseño de bóveda de panal ✓

We would prefer rail service

Do you have any preferences/ comments/ suggestions on the alternatives?
¿Tiene alguna preferencia / comentario / sugerencia en nuestros diseños de estación?

Bus Rapid Transit/ Autobuses de tránsito rápido____ Metrorail Extension/ Extensión de Metrorail ✓ Connected/ Autonomous/ Conectado / Autónomo ____

We would prefer at grade RAIL

Other Comments/ Otros comentarios:

MIAMI-DADE COUNTY

Name / Nombre: Peggy Bell
Address / Dirección: 9354 SW 212 Terrace
Phone / Teléfono: 305-322-5805
Email / Correo Electrónico: [illegible]

**Department of Transportation and Public Works (DTPW)**
**South Corridor Rapid Transit Project**
**ALTERNATIVES PUBLIC WORKSHOPS/**
**TALLERES PÚBLICOS DE ALTERNATIVAS**

**COMMENT SHEET / HOJA DE COMENTARIOS**

Please select (using boxes below) which meeting you are attending / *Por favor, seleccione (usando las casillas a continuación) a cuál reunión asistió:*

- [ ] **Tuesday, May 22, 2018** martes 22 de mayo del 2018 6:00 p.m. – 8:00 p.m. Palmetto Golf Course, Community Room 9300 SW 152nd Street Miami, FL 33157
- [ ] **Wednesday, May 23, 2018** miércoles 24 de mayo del 2018 6:00 p.m. - 8:00 p.m. City of Florida City, Council Chambers 404 W Palm Drive Florida City, FL 33034
- [x] **Thursday, May 24, 2018** jueves 23 de mayo del 2018 6:00 p.m. - 8:00 p.m. Southland Mall Fountain Area 20505 S Dixie Highway Cutler Bay, FL 33189

Do you have any preferences/ comments/ suggestions on our Station Designs?
¿Tiene alguna preferencia / comentario / sugerencia en nuestros diseños de estación?

Enclosed Center Platform Design/ Diseño de plataforma central ____
Honeycomb Vault Design/Diseño de bóveda de panal ____

The station designs are quite attractive + appear to be very accomodating. My only concern is about having to cross the (bus/train) pathway in order to get to the station.

Do you have any preferences/ comments/ suggestions on the alternatives?
¿Tiene alguna preferencia / comentario / sugerencia en nuestros diseños de estación?

Bus Rapid Transit/ Autobuses de tránsito rápido____ Metrorail Extension/ Extensión de Metrorail____ Connected/ Autonomous/ Conectado / Autónomo ____

I would prefer Metrorail extension. However I realize bus rapid transit is a more realistic choice both from a matter of cost and time to have it up + running.

Other Comments/ Otros comentarios:

MIAMI-DADE COUNTY

Name / Nombre: Carol Gallagher
Address / Dirección: 18755 SW 99 Rd Cutler Bay 33157
Phone / Teléfono:
Email / Correo Electrónico: dgajgal@aol.com

**Department of Transportation and Public Works (DTPW)**
**South Corridor Rapid Transit Project**
**ALTERNATIVES PUBLIC WORKSHOPS/**
**TALLERES PÚBLICOS DE ALTERNATIVAS**

**COMMENT SHEET / HOJA DE COMENTARIOS**

Please select (using boxes below) which meeting you are attending / *Por favor, seleccione (usando las casillas a continuación) a cuál reunión asistió:*

- ☐ Tuesday, May 22, 2018 / martes 22 de mayo del 2018 / 6:00 p.m. – 8:00 p.m. / Palmetto Golf Course, Community Room / 9300 SW 152nd Street / Miami, FL 33157
- ☐ Wednesday, May 23, 2018 / miércoles 24 de mayo del 2018 / 6:00 p.m. - 8:00 p.m. / City of Florida City, Council Chambers / 404 W Palm Drive / Florida City, FL 33034
- ☒ Thursday, May 24, 2018 / jueves 23 de mayo del 2018 / 6:00 p.m. - 8:00 p.m. / Southland Mall Fountain Area / 20505 S Dixie Highway Cutler Bay, FL 33189

Do you have any preferences/ comments/ suggestions on our Station Designs?
¿Tiene alguna preferencia / comentario / sugerencia en nuestros diseños de estación?

Enclosed Center Platform Design/ Diseño de plataforma central X
Honeycomb Vault Design/Diseño de bóveda de panal _____

Do you have any preferences/ comments/ suggestions on the alternatives?
¿Tiene alguna preferencia / comentario / sugerencia en nuestros diseños de estación?

Bus Rapid Transit/ Autobuses de tránsito rápido _____ Metrorail Extension/ Extensión de Metrorail X Connected/ Autonomous/ Conectado / Autónomo _____

Other Comments/ Otros comentarios:

Name / Nombre: Catherine Zapata
Address / Dirección: 2240 SW 12 Ave
Phone / Teléfono: 786-363-4627
Email / Correo Electrónico: cmh@yoursomedomain

MIAMI-DADE COUNTY

---

**Department of Transportation and Public Works (DTPW)**
**South Corridor Rapid Transit Project**
**ALTERNATIVES PUBLIC WORKSHOPS/**
**TALLERES PÚBLICOS DE ALTERNATIVAS**

**COMMENT SHEET / HOJA DE COMENTARIOS**

Please select (using boxes below) which meeting you are attending / *Por favor, seleccione (usando las casillas a continuación) a cuál reunión asistió:*

- ☐ Tuesday, May 22, 2018 / martes 22 de mayo del 2018 / 6:00 p.m. – 8:00 p.m. / Palmetto Golf Course, Community Room / 9300 SW 152nd Street / Miami, FL 33157
- ☐ Wednesday, May 23, 2018 / miércoles 24 de mayo del 2018 / 6:00 p.m. - 8:00 p.m. / City of Florida City, Council Chambers / 404 W Palm Drive / Florida City, FL 33034
- ☒ Thursday, May 24, 2018 / jueves 23 de mayo del 2018 / 6:00 p.m. - 8:00 p.m. / Southland Mall Fountain Area / 20505 S Dixie Highway Cutler Bay, FL 33189

Do you have any preferences/ comments/ suggestions on our Station Designs?
¿Tiene alguna preferencia / comentario / sugerencia en nuestros diseños de estación?

Enclosed Center Platform Design/ Diseño de plataforma central ✓
Honeycomb Vault Design/Diseño de bóveda de panal _____

Do you have any preferences/ comments/ suggestions on the alternatives?
¿Tiene alguna preferencia / comentario / sugerencia en nuestros diseños de estación?

Bus Rapid Transit/ Autobuses de tránsito rápido _____ Metrorail Extension/ Extensión de Metrorail _____ Connected/ Autonomous/ Conectado / Autónomo _____

Other Comments/ Otros comentarios:

My comment is directed why they eliminated the 35 bus from 216 Grad to UST and UST to 264 Kendall Drive. We need that service back

Name / Nombre: Thadeo Weaver
Address / Dirección: 255 SW 137 Ave Homestead FL
Phone / Teléfono: 786 457-6118
Email / Correo Electrónico:

MIAMI-DADE COUNTY

---

**Department of Transportation and Public Works (DTPW)**
**South Corridor Rapid Transit Project**
**ALTERNATIVES PUBLIC WORKSHOPS/**
**TALLERES PÚBLICOS DE ALTERNATIVAS**

**COMMENT SHEET / HOJA DE COMENTARIOS**

Please select (using boxes below) which meeting you are attending / *Por favor, seleccione (usando las casillas a continuación) a cuál reunión asistió:*

- ☐ Tuesday, May 22, 2018 / martes 22 de mayo del 2018 / 6:00 p.m. – 8:00 p.m. / Palmetto Golf Course, Community Room / 9300 SW 152nd Street / Miami, FL 33157
- ☐ Wednesday, May 23, 2018 / miércoles 24 de mayo del 2018 / 6:00 p.m. - 8:00 p.m. / City of Florida City, Council Chambers / 404 W Palm Drive / Florida City, FL 33034
- ☒ Thursday, May 24, 2018 / jueves 23 de mayo del 2018 / 6:00 p.m. - 8:00 p.m. / Southland Mall Fountain Area / 20505 S Dixie Highway Cutler Bay, FL 33189

Do you have any preferences/ comments/ suggestions on our Station Designs?
¿Tiene alguna preferencia / comentario / sugerencia en nuestros diseños de estación?

Enclosed Center Platform Design/ Diseño de plataforma central _____
Honeycomb Vault Design/Diseño de bóveda de panal _____

Do you have any preferences/ comments/ suggestions on the alternatives?
¿Tiene alguna preferencia / comentario / sugerencia en nuestros diseños de estación?

Bus Rapid Transit/ Autobuses de tránsito rápido ✓ Metrorail Extension/ Extensión de Metrorail _____ Connected/ Autonomous/ Conectado / Autónomo _____

Other Comments/ Otros comentarios:

Name / Nombre: Haile Bayares
Address / Dirección: 19520 Gulfstream Rd
Phone / Teléfono: 305 804 2717
Email / Correo Electrónico: bayares.haile@yahoo.com

MIAMI-DADE COUNTY

---

**Department of Transportation and Public Works (DTPW)**
**South Corridor Rapid Transit Project**
**ALTERNATIVES PUBLIC WORKSHOPS/**
**TALLERES PÚBLICOS DE ALTERNATIVAS**

**COMMENT SHEET / HOJA DE COMENTARIOS**

Please select (using boxes below) which meeting you are attending / *Por favor, seleccione (usando las casillas a continuación) a cuál reunión asistió:*

- ☐ Tuesday, May 22, 2018 / martes 22 de mayo del 2018 / 6:00 p.m. – 8:00 p.m. / Palmetto Golf Course, Community Room / 9300 SW 152nd Street / Miami, FL 33157
- ☐ Wednesday, May 23, 2018 / miércoles 24 de mayo del 2018 / 6:00 p.m. - 8:00 p.m. / City of Florida City, Council Chambers / 404 W Palm Drive / Florida City, FL 33034
- ☒ Thursday, May 24, 2018 / jueves 23 de mayo del 2018 / 6:00 p.m. - 8:00 p.m. / Southland Mall Fountain Area / 20505 S Dixie Highway Cutler Bay, FL 33189

Do you have any preferences/ comments/ suggestions on our Station Designs?
¿Tiene alguna preferencia / comentario / sugerencia en nuestros diseños de estación?

Enclosed Center Platform Design/ Diseño de plataforma central _____
Honeycomb Vault Design/Diseño de bóveda de panal ✓

ULTIMATELY, I WOULD SUPPORT THE MOST ENVIRONMENTAL, USER-FRIENDLY, AND COST-EFFECTIVE DESIGN

Do you have any preferences/ comments/ suggestions on the alternatives?
¿Tiene alguna preferencia / comentario / sugerencia en nuestros diseños de estación?

Bus Rapid Transit/ Autobuses de tránsito rápido _____ Metrorail Extension/ Extensión de Metrorail ✓ Connected/ Autonomous/ Conectado / Autónomo _____

THE ONLY TRULY FORWARD-THINKING MODEL INVOLVES EXTENDING RAIL. WE NEED TO CONSIDER LONG-TERM GOALS AND BENEFITS, NOT SHORT-TERM IMPACT. WE NEED TO THINK IN DECADES, NOT ELECTION CYCLES

Other Comments/ Otros comentarios:

IF THERE IS ONE COMMENT I HEAR FROM RESIDENTS OF OUR TOWN OF CUTLER BAY, IT IS THAT WE HAVE PAID FOR RAIL, WE WERE PROMISED RAIL, AND WE SHOULD HAVE RAIL

Name / Nombre: COUNCILMAN ROGER CORIAT, CUTLER BAY
Address / Dirección: 10720 CARIBBEAN BLVD.
Phone / Teléfono: 305-490-9424
Email / Correo Electrónico: rcoriat@cutlerbay-fl.gov

MIAMI-DADE COUNTY

**Department of Transportation and Public Works (DTPW)**
**South Corridor Rapid Transit Project**
**ALTERNATIVES PUBLIC WORKSHOPS/**
**TALLERES PÚBLICOS DE ALTERNATIVAS**

**COMMENT SHEET / HOJA DE COMENTARIOS**

Please select (using boxes below) which meeting you are attending / *Por favor, seleccione (usando las casillas a continuación) a cuál reunión asistió:*

- ☐ Tuesday, May 22, 2018 / martes 22 de mayo del 2018 / 6:00 p.m. – 8:00 p.m. / Palmetto Golf Course, Community Room / 9300 SW 152nd Street / Miami, FL 33157
- ☐ Wednesday, May 23, 2018 / miércoles 24 de mayo del 2018 / 6:00 p.m. - 8:00 p.m. / City of Florida City, Council Chambers / 404 W Palm Drive / Florida City, FL 33034
- ☒ Thursday, May 24, 2018 / jueves 23 de mayo del 2018 / 6:00 p.m. - 8:00 p.m. / Southland Mall Fountain Area / 20505 S Dixie Highway Cutler Bay, FL 33189

Do you have any preferences/ comments/ suggestions on our Station Designs?
¿Tiene alguna preferencia / comentario / sugerencia en nuestros diseños de estación?

Enclosed Center Platform Design/ Diseño de plataforma central _____
Honeycomb Vault Design/Diseño de bóveda de panal ✓

Nice clean look! Very aesthetic. How will the concrete type structure stand up to weathering?.

Do you have any preferences/ comments/ suggestions on the alternatives?
¿Tiene alguna preferencia / comentario / sugerencia en nuestros diseños de estación?

Bus Rapid Transit/ Autobuses de tránsito rápido ✓ Metrorail Extension/ Extensión de Metrorail ✓ Connected/ Autonomous/ Conectado / Autónomo ✓

Many choices are good for the population

All of the above

Other Comments/ Otros comentarios:

Wifi ??

Name / Nombre:

Address / Dirección:

Phone / Teléfono:

Email / Correo Electrónico:

MIAMI-DADE COUNTY

---

**Department of Transportation and Public Works (DTPW)**
**South Corridor Rapid Transit Project**
**ALTERNATIVES PUBLIC WORKSHOPS/**
**TALLERES PÚBLICOS DE ALTERNATIVAS**

**COMMENT SHEET / HOJA DE COMENTARIOS**

Please select (using boxes below) which meeting you are attending / *Por favor, seleccione (usando las casillas a continuación) a cuál reunión asistió:*

- ☐ Tuesday, May 22, 2018 / martes 22 de mayo del 2018 / 6:00 p.m. – 8:00 p.m. / Palmetto Golf Course, Community Room / 9300 SW 152nd Street / Miami, FL 33157
- ☐ Wednesday, May 23, 2018 / miércoles 24 de mayo del 2018 / 6:00 p.m. - 8:00 p.m. / City of Florida City, Council Chambers / 404 W Palm Drive / Florida City, FL 33034
- ☒ Thursday, May 24, 2018 / jueves 23 de mayo del 2018 / 6:00 p.m. - 8:00 p.m. / Southland Mall Fountain Area / 20505 S Dixie Highway Cutler Bay, FL 33189

Do you have any preferences/ comments/ suggestions on our Station Designs?
¿Tiene alguna preferencia / comentario / sugerencia en nuestros diseños de estación?

Enclosed Center Platform Design/ Diseño de plataforma central _____
Honeycomb Vault Design/Diseño de bóveda de panal ✓

Honeycomb at certain areas closed off for shelter

Do you have any preferences/ comments/ suggestions on the alternatives?
¿Tiene alguna preferencia / comentario / sugerencia en nuestros diseños de estación?

Bus Rapid Transit/ Autobuses de tránsito rápido ✓ Metrorail Extension/ Extensión de Metrorail _____ Connected/ Autonomous/ Conectado / Autónomo _____

Other Comments/ Otros comentarios:

Name / Nombre: Soraida Rivera-Blake

Address / Dirección: 15th Ave, 15th Terrace

Phone / Teléfono: 786-623-6030

Email / Correo Electrónico: Soraida.Riverablake@jhs.miami.org

MIAMI-DADE COUNTY

---

**Department of Transportation and Public Works (DTPW)**
**South Corridor Rapid Transit Project**
**ALTERNATIVES PUBLIC WORKSHOPS/**
**TALLERES PÚBLICOS DE ALTERNATIVAS**

**COMMENT SHEET / HOJA DE COMENTARIOS**

Please select (using boxes below) which meeting you are attending / *Por favor, seleccione (usando las casillas a continuación) a cuál reunión asistió:*

- ☐ Tuesday, May 22, 2018 / martes 22 de mayo del 2018 / 6:00 p.m. – 8:00 p.m. / Palmetto Golf Course, Community Room / 9300 SW 152nd Street / Miami, FL 33157
- ☐ Wednesday, May 23, 2018 / miércoles 24 de mayo del 2018 / 6:00 p.m. - 8:00 p.m. / City of Florida City, Council Chambers / 404 W Palm Drive / Florida City, FL 33034
- ☒ Thursday, May 24, 2018 / jueves 23 de mayo del 2018 / 6:00 p.m. - 8:00 p.m. / Southland Mall Fountain Area / 20505 S Dixie Highway Cutler Bay, FL 33189

Do you have any preferences/ comments/ suggestions on our Station Designs?
¿Tiene alguna preferencia / comentario / sugerencia en nuestros diseños de estación?

Enclosed Center Platform Design/ Diseño de plataforma central _____
Honeycomb Vault Design/Diseño de bóveda de panal ✓

With protection from the rain

Do you have any preferences/ comments/ suggestions on the alternatives?
¿Tiene alguna preferencia / comentario / sugerencia en nuestros diseños de estación?

Bus Rapid Transit/ Autobuses de tránsito rápido ✓ Metrorail Extension/ Extensión de Metrorail _____ Connected/ Autonomous/ Conectado / Autónomo _____

Other Comments/ Otros comentarios:

Name / Nombre: Damaris Garcia

Address / Dirección: 27273 SW 133rd Ave, Homestead FL 33032

Phone / Teléfono: (786) 457-2723

Email / Correo Electrónico: damaris.garcia@jhsmiami.org

MIAMI-DADE COUNTY

---

**Department of Transportation and Public Works (DTPW)**
**South Corridor Rapid Transit Project**
**ALTERNATIVES PUBLIC WORKSHOPS/**
**TALLERES PÚBLICOS DE ALTERNATIVAS**

**COMMENT SHEET / HOJA DE COMENTARIOS**

Please select (using boxes below) which meeting you are attending / *Por favor, seleccione (usando las casillas a continuación) a cuál reunión asistió:*

- ☐ Tuesday, May 22, 2018 / martes 22 de mayo del 2018 / 6:00 p.m. – 8:00 p.m. / Palmetto Golf Course, Community Room / 9300 SW 152nd Street / Miami, FL 33157
- ☐ Wednesday, May 23, 2018 / miércoles 24 de mayo del 2018 / 6:00 p.m. - 8:00 p.m. / City of Florida City, Council Chambers / 404 W Palm Drive / Florida City, FL 33034
- ☒ Thursday, May 24, 2018 / jueves 23 de mayo del 2018 / 6:00 p.m. - 8:00 p.m. / Southland Mall Fountain Area / 20505 S Dixie Highway Cutler Bay, FL 33189

Do you have any preferences/ comments/ suggestions on our Station Designs?
¿Tiene alguna preferencia / comentario / sugerencia en nuestros diseños de estación?

Enclosed Center Platform Design/ Diseño de plataforma central _____
Honeycomb Vault Design/Diseño de bóveda de panal ✓

Honestly, I personally feel both designs are very impressive and would be a great help/asset to our local community.

Do you have any preferences/ comments/ suggestions on the alternatives?
¿Tiene alguna preferencia / comentario / sugerencia en nuestros diseños de estación?

Bus Rapid Transit/ Autobuses de tránsito rápido _____ Metrorail Extension/ Extensión de Metrorail _____ Connected/ Autonomous/ Conectado / Autónomo _____

Very Convenient and Useful

Other Comments/ Otros comentarios:

Name / Nombre: Dwayne Andrews

Address / Dirección: 104 SE 13th Ave

Phone / Teléfono: (786) 761-8486

Email / Correo Electrónico: mrdwayne2down@gmail.com

MIAMI-DADE COUNTY

**Department of Transportation and Public Works (DTPW)**
**South Corridor Rapid Transit Project**
**ALTERNATIVES PUBLIC WORKSHOPS/**
**TALLERES PÚBLICOS DE ALTERNATIVAS**

**COMMENT SHEET / HOJA DE COMENTARIOS**

Please select (using boxes below) which meeting you are attending / *Por favor, seleccione (usando las casillas a continuación) a cuál reunión asistió:*

- ☐ Tuesday, May 22, 2018 / martes 22 de mayo del 2018 / 6:00 p.m. – 8:00 p.m. / Palmetto Golf Course, Community Room / 9300 SW 152nd Street / Miami, FL 33157
- ☐ Wednesday, May 23, 2018 / miércoles 24 de mayo del 2018 / 6:00 p.m. - 8:00 p.m. / City of Florida City, Council Chambers / 404 W Palm Drive / Florida City, FL 33034
- ☒ Thursday, May 24, 2018 / jueves 23 de mayo del 2018 / 6:00 p.m. - 8:00 p.m. / Southland Mall Fountain Area / 20505 S Dixie Highway Cutler Bay, FL 33189

Do you have any preferences/ comments/ suggestions on our Station Designs?
¿Tiene alguna preferencia / comentario / sugerencia en nuestros diseños de estación?

Enclosed Center Platform Design/ Diseño de plataforma central _____
Honeycomb Vault Design/Diseño de bóveda de panal X

Do you have any preferences/ comments/ suggestions on the alternatives?
¿Tiene alguna preferencia / comentario / sugerencia en nuestros diseños de estación?

Bus Rapid Transit/ Autobuses de tránsito rápido_____ Metrorail Extension/ Extensión de Metrorail X Connected/ Autonomous/ Conectado / Autónomo _____

Other Comments/ Otros comentarios:

MIAMI-DADE COUNTY

Name / Nombre: NIKOLAS BLAKE
Address / Dirección: 8350 SW 87 Street
Phone / Teléfono:
Email / Correo Electrónico: blake.nikolas@gmail.com

---

**Department of Transportation and Public Works (DTPW)**
**South Corridor Rapid Transit Project**
**ALTERNATIVES PUBLIC WORKSHOPS/**
**TALLERES PÚBLICOS DE ALTERNATIVAS**

**COMMENT SHEET / HOJA DE COMENTARIOS**

Please select (using boxes below) which meeting you are attending / *Por favor, seleccione (usando las casillas a continuación) a cuál reunión asistió:*

- ☐ Tuesday, May 22, 2018 / martes 22 de mayo del 2018 / 6:00 p.m. – 8:00 p.m. / Palmetto Golf Course, Community Room / 9300 SW 152nd Street / Miami, FL 33157
- ☐ Wednesday, May 23, 2018 / miércoles 24 de mayo del 2018 / 6:00 p.m. - 8:00 p.m. / City of Florida City, Council Chambers / 404 W Palm Drive / Florida City, FL 33034
- ☒ Thursday, May 24, 2018 / jueves 23 de mayo del 2018 / 6:00 p.m. - 8:00 p.m. / Southland Mall Fountain Area / 20505 S Dixie Highway Cutler Bay, FL 33189

Do you have any preferences/ comments/ suggestions on our Station Designs?
¿Tiene alguna preferencia / comentario / sugerencia en nuestros diseños de estación?

Enclosed Center Platform Design/ Diseño de plataforma central ✓
Honeycomb Vault Design/Diseño de bóveda de panal _____

Do you have any preferences/ comments/ suggestions on the alternatives?
¿Tiene alguna preferencia / comentario / sugerencia en nuestros diseños de estación?

Bus Rapid Transit/ Autobuses de tránsito rápido_____ Metrorail Extension/ Extensión de Metrorail ✓ Connected/ Autonomous/ Conectado / Autónomo _____

WE WERE PROMISED METRORAIL DECADES AND WE HAVE PAID FOR BILLIONS OF DOLLARS IN TAXES! WE DESERVE METRORAIL NOT BUSES, NOT AUTOMATED METRORAIL TO THE SOUTHLAND MALL!!!!!!

Other Comments/ Otros comentarios:

MIAMI-DADE COUNTY

Name / Nombre: William Bell
Address / Dirección: 9354 SW 214 Terrace
Phone / Teléfono: 305-297-2920
Email / Correo Electrónico: illmarybell@gmail.com

---

**Department of Transportation and Public Works (DTPW)**
**South Corridor Rapid Transit Project**
**ALTERNATIVES PUBLIC WORKSHOPS/**
**TALLERES PÚBLICOS DE ALTERNATIVAS**

**COMMENT SHEET / HOJA DE COMENTARIOS**

Please select (using boxes below) which meeting you are attending / *Por favor, seleccione (usando las casillas a continuación) a cuál reunión asistió:*

- ☐ Tuesday, May 22, 2018 / martes 22 de mayo del 2018 / 6:00 p.m. – 8:00 p.m. / Palmetto Golf Course, Community Room / 9300 SW 152nd Street / Miami, FL 33157
- ☐ Wednesday, May 23, 2018 / miércoles 24 de mayo del 2018 / 6:00 p.m. - 8:00 p.m. / City of Florida City, Council Chambers / 404 W Palm Drive / Florida City, FL 33034
- ☒ Thursday, May 24, 2018 / jueves 23 de mayo del 2018 / 6:00 p.m. - 8:00 p.m. / Southland Mall Fountain Area / 20505 S Dixie Highway Cutler Bay, FL 33189

Do you have any preferences/ comments/ suggestions on our Station Designs?
¿Tiene alguna preferencia / comentario / sugerencia en nuestros diseños de estación?

Enclosed Center Platform Design/ Diseño de plataforma central ✓
Honeycomb Vault Design/Diseño de bóveda de panal _____

both look very nice but personally I like the modern futuristic look

Do you have any preferences/ comments/ suggestions on the alternatives?
¿Tiene alguna preferencia / comentario / sugerencia en nuestros diseños de estación?

Bus Rapid Transit/ Autobuses de tránsito rápido_____ Metrorail Extension/ Extensión de Metrorail_____ Connected/ Autonomous/ Conectado / Autónomo _____

** Need to SERIOUSLY consider "SAFETY" to the adjacent neighborhoods: CURRENT CHAIN LINK FENCING Along Busway is too easy to take down and kids or adults could be subjected to being killed by fast moving vehicles! Also need to MAKE LANDSCAPE PLAN →

Other Comments/ Otros comentarios:

impact to environment (safety structures)
landscaping NOT to ↓ property value

MIAMI-DADE COUNTY

Name / Nombre: Gladys Chann
Address / Dirección: 22526 Old Dixie Hwy
Phone / Teléfono: (305) 773-4926
Email / Correo Electrónico: gladyschann@

---

**Department of Transportation and Public Works (DTPW)**
**South Corridor Rapid Transit Project**
**ALTERNATIVES PUBLIC WORKSHOPS/**
**TALLERES PÚBLICOS DE ALTERNATIVAS**

**COMMENT SHEET / HOJA DE COMENTARIOS**

Please select (using boxes below) which meeting you are attending / *Por favor, seleccione (usando las casillas a continuación) a cuál reunión asistió:*

- ☐ Tuesday, May 22, 2018 / martes 22 de mayo del 2018 / 6:00 p.m. – 8:00 p.m. / Palmetto Golf Course, Community Room / 9300 SW 152nd Street / Miami, FL 33157
- ☐ Wednesday, May 23, 2018 / miércoles 24 de mayo del 2018 / 6:00 p.m. - 8:00 p.m. / City of Florida City, Council Chambers / 404 W Palm Drive / Florida City, FL 33034
- ☒ Thursday, May 24, 2018 / jueves 23 de mayo del 2018 / 6:00 p.m. - 8:00 p.m. / Southland Mall Fountain Area / 20505 S Dixie Highway Cutler Bay, FL 33189

Do you have any preferences/ comments/ suggestions on our Station Designs?
¿Tiene alguna preferencia / comentario / sugerencia en nuestros diseños de estación?

Enclosed Center Platform Design/ Diseño de plataforma central _____ neither - one - allows water
Honeycomb Vault Design/Diseño de bóveda de panal _____ one - A/C inbound ?

Do you have any preferences/ comments/ suggestions on the alternatives?
¿Tiene alguna preferencia / comentario / sugerencia en nuestros diseños de estación?

Bus Rapid Transit/ Autobuses de tránsito rápido_____ Metrorail Extension/ Extensión de Metrorail_____ Connected/ Autonomous/ Conectado / Autónomo _____

elevated - light / heavy - whichever - but it has to be elevated

Other Comments/ Otros comentarios:

MIAMI-DADE COUNTY

Name / Nombre: Eduardo de Aragon
Address / Dirección: 9721 Alamo Dr
Phone / Teléfono:
Email / Correo Electrónico: COFRESI@bellsouth.net

**Department of Transportation and Public Works (DTPW)**
**South Corridor Rapid Transit Project**
**ALTERNATIVES PUBLIC WORKSHOPS/**
**TALLERES PÚBLICOS DE ALTERNATIVAS**

**COMMENT SHEET / HOJA DE COMENTARIOS**

Please select (using boxes below) which meeting you are attending / *Por favor, seleccione (usando las casillas a continuación) a cuál reunión asistió:*

- ☐ Tuesday, May 22, 2018 / martes 22 de mayo del 2018 / 6:00 p.m. – 8:00 p.m. / Palmetto Golf Course, Community Room / 9300 SW 152nd Street / Miami, FL 33157
- ☐ Wednesday, May 23, 2018 / miércoles 24 de mayo del 2018 / 6:00 p.m. - 8:00 p.m. / City of Florida City, Council Chambers / 404 W Palm Drive / Florida City, FL 33034
- ☒ Thursday, May 24, 2018 / jueves 23 de mayo del 2018 / 6:00 p.m. - 8:00 p.m. / Southland Mall Fountain Area / 20505 S Dixie Highway Cutler Bay, FL 33189

Do you have any preferences/ comments/ suggestions on our Station Designs?
¿Tiene alguna preferencia / comentario / sugerencia en nuestros diseños de estación?

Enclosed Center Platform Design/ Diseño de plataforma central _____
Honeycomb Vault Design/Diseño de bóveda de panal ✓

Do you have any preferences/ comments/ suggestions on the alternatives?
¿Tiene alguna preferencia / comentario / sugerencia en nuestros diseños de estación?

Bus Rapid Transit/ Autobuses de tránsito rápido _____ Metrorail Extension/ Extensión de Metrorail _____ Connected/ Autonomous/ Conectado / Autónomo _____

Other Comments/ Otros comentarios:

Name / Nombre: Eddie L Jones
Address / Dirección: 11490 S.W. 204th Street
Phone / Teléfono: 305 684 8604
Email / Correo Electrónico: eddiejones55@gmail.com

MIAMI-DADE COUNTY

---

**Department of Transportation and Public Works (DTPW)**
**South Corridor Rapid Transit Project**
**ALTERNATIVES PUBLIC WORKSHOPS/**
**TALLERES PÚBLICOS DE ALTERNATIVAS**

**COMMENT SHEET / HOJA DE COMENTARIOS**

Please select (using boxes below) which meeting you are attending / *Por favor, seleccione (usando las casillas a continuación) a cuál reunión asistió:*

- ☐ Tuesday, May 22, 2018 / martes 22 de mayo del 2018 / 6:00 p.m. – 8:00 p.m. / Palmetto Golf Course, Community Room / 9300 SW 152nd Street / Miami, FL 33157
- ☐ Wednesday, May 23, 2018 / miércoles 24 de mayo del 2018 / 6:00 p.m. - 8:00 p.m. / City of Florida City, Council Chambers / 404 W Palm Drive / Florida City, FL 33034
- ☒ Thursday, May 24, 2018 / jueves 23 de mayo del 2018 / 6:00 p.m. - 8:00 p.m. / Southland Mall Fountain Area / 20505 S Dixie Highway Cutler Bay, FL 33189

Do you have any preferences/ comments/ suggestions on our Station Designs? yes
¿Tiene alguna preferencia / comentario / sugerencia en nuestros diseños de estación?

Enclosed Center Platform Design/ Diseño de plataforma central _____
Honeycomb Vault Design/Diseño de bóveda de panal ✓

The honeycomb is dramatic & less safety issue from rain at night. The enclosed design has more chance of trash & damage & enclosed area. What if AC system goes out. Then we're stuck without fans. Honeycomb needs more closure (rain blows sideways in rainy season)

Do you have any preferences/ comments/ suggestions on the alternatives?
¿Tiene alguna preferencia / comentario / sugerencia en nuestros diseños de estación?

Bus Rapid Transit/ Autobuses de tránsito rápido _____ Metrorail Extension/ Extensión de Metrorail _____ Connected/ Autonomous/ Conectado / Autónomo _____

That an alternative that can be implemented ASAP the BRT makes more sense. Cost + building schedule

Other Comments/ Otros comentarios:

I'm glad this issue is on the table. We need better mass public transportation, not only in Miami-Dade "most livable" The South area is growing & is time to

Name / Nombre: Loretta Thompson
Address / Dirección: 14331 SW 268th St #202 Homestead 33032
Phone / Teléfono: (917) 586 7916
Email / Correo Electrónico: RThompsonSavings@aol.com

MIAMI-DADE COUNTY

---

**Department of Transportation and Public Works (DTPW)**
**South Corridor Rapid Transit Project**
**ALTERNATIVES PUBLIC WORKSHOPS/**
**TALLERES PÚBLICOS DE ALTERNATIVAS**

**COMMENT SHEET / HOJA DE COMENTARIOS**

Please select (using boxes below) which meeting you are attending / *Por favor, seleccione (usando las casillas a continuación) a cuál reunión asistió:*

- ☐ Tuesday, May 22, 2018 / martes 22 de mayo del 2018 / 6:00 p.m. – 8:00 p.m. / Palmetto Golf Course, Community Room / 9300 SW 152nd Street / Miami, FL 33157
- ☐ Wednesday, May 23, 2018 / miércoles 24 de mayo del 2018 / 6:00 p.m. - 8:00 p.m. / City of Florida City, Council Chambers / 404 W Palm Drive / Florida City, FL 33034
- ☒ Thursday, May 24, 2018 / jueves 23 de mayo del 2018 / 6:00 p.m. - 8:00 p.m. / Southland Mall Fountain Area / 20505 S Dixie Highway Cutler Bay, FL 33189

Do you have any preferences/ comments/ suggestions on our Station Designs?
¿Tiene alguna preferencia / comentario / sugerencia en nuestros diseños de estación?

Enclosed Center Platform Design/ Diseño de plataforma central _____
Honeycomb Vault Design/Diseño de bóveda de panal _____

Do you have any preferences/ comments/ suggestions on the alternatives?
¿Tiene alguna preferencia / comentario / sugerencia en nuestros diseños de estación?

Bus Rapid Transit/ Autobuses de tránsito rápido _____ Metrorail Extension/ Extensión de Metrorail ✓ Connected/ Autonomous/ Conectado / Autónomo _____

I want Metrorail Extension. Spend the money now and not later. I have been paying Yes out for many years for the Metro

Other Comments/ Otros comentarios:

Name / Nombre: Jesus Lopez Ojeda
Address / Dirección:
Phone / Teléfono:
Email / Correo Electrónico: Nlopez@yahoo.com

MIAMI-DADE COUNTY

---

**Department of Transportation and Public Works (DTPW)**
**South Corridor Rapid Transit Project**
**ALTERNATIVES PUBLIC WORKSHOPS/**
**TALLERES PÚBLICOS DE ALTERNATIVAS**

**COMMENT SHEET / HOJA DE COMENTARIOS**

Please select (using boxes below) which meeting you are attending / *Por favor, seleccione (usando las casillas a continuación) a cuál reunión asistió:*

- ☐ Tuesday, May 22, 2018 / martes 22 de mayo del 2018 / 6:00 p.m. – 8:00 p.m. / Palmetto Golf Course, Community Room / 9300 SW 152nd Street / Miami, FL 33157
- ☐ Wednesday, May 23, 2018 / miércoles 24 de mayo del 2018 / 6:00 p.m. - 8:00 p.m. / City of Florida City, Council Chambers / 404 W Palm Drive / Florida City, FL 33034
- ☒ Thursday, May 24, 2018 / jueves 23 de mayo del 2018 / 6:00 p.m. - 8:00 p.m. / Southland Mall Fountain Area / 20505 S Dixie Highway Cutler Bay, FL 33189

Do you have any preferences/ comments/ suggestions on our Station Designs?
¿Tiene alguna preferencia / comentario / sugerencia en nuestros diseños de estación?

Enclosed Center Platform Design/ Diseño de plataforma central _____
Honeycomb Vault Design/Diseño de bóveda de panal _____

Do you have any preferences/ comments/ suggestions on the alternatives?
¿Tiene alguna preferencia / comentario / sugerencia en nuestros diseños de estación?

Bus Rapid Transit/ Autobuses de tránsito rápido _____ Metrorail Extension/ Extensión de Metrorail ✓ Connected/ Autonomous/ Conectado / Autónomo _____

Other Comments/ Otros comentarios:

Name / Nombre: Ileana Medina
Address / Dirección: 20965 S.W. 92 Pl. Cutler Bay FL 33189
Phone / Teléfono: 305-877-9052
Email / Correo Electrónico: Ilymedina@yahoo.com

MIAMI-DADE COUNTY

**Department of Transportation and Public Works (DTPW)**
**South Corridor Rapid Transit Project**
**ALTERNATIVES PUBLIC WORKSHOPS/**
**TALLERES PÚBLICOS DE ALTERNATIVAS**

**COMMENT SHEET / HOJA DE COMENTARIOS**

Please select (using boxes below) which meeting you are attending / *Por favor, seleccione (usando las casillas a continuación) a cuál reunión asistió:*

- ☐ Tuesday, May 22, 2018 / martes 22 de mayo del 2018 / 6:00 p.m. – 8:00 p.m. / Palmetto Golf Course, Community Room / 9300 SW 152nd Street / Miami, FL 33157
- ☐ Wednesday, May 23, 2018 / miércoles 24 de mayo del 2018 / 6:00 p.m. - 8:00 p.m. / City of Florida City, Council Chambers / 404 W Palm Drive / Florida City, FL 33034
- ☒ Thursday, May 24, 2018 / jueves 23 de mayo del 2018 / 6:00 p.m. - 8:00 p.m. / Southland Mall Fountain Area / 20505 S Dixie Highway Cutler Bay, FL 33189

Do you have any preferences/ comments/ suggestions on our Station Designs?
¿Tiene alguna preferencia / comentario / sugerencia en nuestros diseños de estación?

Enclosed Center Platform Design/ Diseño de plataforma central _____
Honeycomb Vault Design/Diseño de bóveda de panal _____

Do you have any preferences/ comments/ suggestions on the alternatives?
¿Tiene alguna preferencia / comentario / sugerencia en nuestros diseños de estación?

Bus Rapid Transit/ Autobuses de tránsito rápido _____ Metrorail Extension/ Extensión de Metrorail _____ Connected/ Autonomous/ Conectado / Autónomo _____

Other Comments/ Otros comentarios:

In the meantime the transportation needs to improve. They take too long. They are using small wagons during peak hours.

Name / Nombre: Aymée Arrecchea

Address / Dirección: 10050 SW 23th St

Phone / Teléfono: 305-232-4471

Email / Correo Electrónico:

MIAMI-DADE COUNTY

---

**Department of Transportation and Public Works (DTPW)**
**South Corridor Rapid Transit Project**
**ALTERNATIVES PUBLIC WORKSHOPS/**
**TALLERES PÚBLICOS DE ALTERNATIVAS**

**COMMENT SHEET / HOJA DE COMENTARIOS**

Please select (using boxes below) which meeting you are attending / *Por favor, seleccione (usando las casillas a continuación) a cuál reunión asistió:*

- ☐ Tuesday, May 22, 2018 / martes 22 de mayo del 2018 / 6:00 p.m. – 8:00 p.m. / Palmetto Golf Course, Community Room / 9300 SW 152nd Street / Miami, FL 33157
- ☐ Wednesday, May 23, 2018 / miércoles 24 de mayo del 2018 / 6:00 p.m. - 8:00 p.m. / City of Florida City, Council Chambers / 404 W Palm Drive / Florida City, FL 33034
- ☒ Thursday, May 24, 2018 / jueves 23 de mayo del 2018 / 6:00 p.m. - 8:00 p.m. / Southland Mall Fountain Area / 20505 S Dixie Highway Cutler Bay, FL 33189

Do you have any preferences/ comments/ suggestions on our Station Designs?
¿Tiene alguna preferencia / comentario / sugerencia en nuestros diseños de estación?

Enclosed Center Platform Design/ Diseño de plataforma central _____
Honeycomb Vault Design/Diseño de bóveda de panal _____

Do you have any preferences/ comments/ suggestions on the alternatives?
¿Tiene alguna preferencia / comentario / sugerencia en nuestros diseños de estación?

Bus Rapid Transit/ Autobuses de tránsito rápido _____ Metrorail Extension/ Extensión de Metrorail ✓ Connected/ Autonomous/ Conectado / Autónomo _____

Metrorail is the best option.

Other Comments/ Otros comentarios:

Name / Nombre: Fabiola Cuadra

Address / Dirección: 15035 Coral LN Homestead FL 33035

Phone / Teléfono: 7/357-4673

Email / Correo Electrónico: mora.emily2@yahoo.com

MIAMI-DADE COUNTY

---

**Department of Transportation and Public Works (DTPW)**
**South Corridor Rapid Transit Project**
**ALTERNATIVES PUBLIC WORKSHOPS/**
**TALLERES PÚBLICOS DE ALTERNATIVAS**

**COMMENT SHEET / HOJA DE COMENTARIOS**

Please select (using boxes below) which meeting you are attending / *Por favor, seleccione (usando las casillas a continuación) a cuál reunión asistió:*

- ☐ Tuesday, May 22, 2018 / martes 22 de mayo del 2018 / 6:00 p.m. – 8:00 p.m. / Palmetto Golf Course, Community Room / 9300 SW 152nd Street / Miami, FL 33157
- ☐ Wednesday, May 23, 2018 / miércoles 24 de mayo del 2018 / 6:00 p.m. - 8:00 p.m. / City of Florida City, Council Chambers / 404 W Palm Drive / Florida City, FL 33034
- ☒ Thursday, May 24, 2018 / jueves 23 de mayo del 2018 / 6:00 p.m. - 8:00 p.m. / Southland Mall Fountain Area / 20505 S Dixie Highway Cutler Bay, FL 33189

Do you have any preferences/ comments/ suggestions on our Station Designs?
¿Tiene alguna preferencia / comentario / sugerencia en nuestros diseños de estación?

Enclosed Center Platform Design/ Diseño de plataforma central _____
Honeycomb Vault Design/Diseño de bóveda de panal _____

Do you have any preferences/ comments/ suggestions on the alternatives?
¿Tiene alguna preferencia / comentario / sugerencia en nuestros diseños de estación?

Bus Rapid Transit/ Autobuses de tránsito rápido _____ Metrorail Extension/ Extensión de Metrorail ✓ Connected/ Autonomous/ Conectado / Autónomo _____

This would be the most convenient to me.

Other Comments/ Otros comentarios:

I would prefer Elevated Rail System to expedite traffic. So the closing intersection wouldn't be affected.

Name / Nombre: Raul Martinez

Address / Dirección: 8222 Tilden, #C Cutler Bay, FL 33189

Phone / Teléfono:

Email / Correo Electrónico: Ramirezmartin@aol.com

MIAMI-DADE COUNTY

---

**Department of Transportation and Public Works (DTPW)**
**South Corridor Rapid Transit Project**
**ALTERNATIVES PUBLIC WORKSHOPS/**
**TALLERES PÚBLICOS DE ALTERNATIVAS**

**COMMENT SHEET / HOJA DE COMENTARIOS**

Please select (using boxes below) which meeting you are attending / *Por favor, seleccione (usando las casillas a continuación) a cuál reunión asistió:*

- ☐ Tuesday, May 22, 2018 / martes 22 de mayo del 2018 / 6:00 p.m. – 8:00 p.m. / Palmetto Golf Course, Community Room / 9300 SW 152nd Street / Miami, FL 33157
- ☐ Wednesday, May 23, 2018 / miércoles 24 de mayo del 2018 / 6:00 p.m. - 8:00 p.m. / City of Florida City, Council Chambers / 404 W Palm Drive / Florida City, FL 33034
- ☒ Thursday, May 24, 2018 / jueves 23 de mayo del 2018 / 6:00 p.m. - 8:00 p.m. / Southland Mall Fountain Area / 20505 S Dixie Highway Cutler Bay, FL 33189

Do you have any preferences/ comments/ suggestions on our Station Designs?
¿Tiene alguna preferencia / comentario / sugerencia en nuestros diseños de estación?

Enclosed Center Platform Design/ Diseño de plataforma central _____
Honeycomb Vault Design/Diseño de bóveda de panal _____

Do you have any preferences/ comments/ suggestions on the alternatives?
¿Tiene alguna preferencia / comentario / sugerencia en nuestros diseños de estación?

Bus Rapid Transit/ Autobuses de tránsito rápido _____ Metrorail Extension/ Extensión de Metrorail ✓ Connected/ Autonomous/ Conectado / Autónomo _____

Other Comments/ Otros comentarios:

Name / Nombre: Marcela Sanchez

Address / Dirección: 219 SW 15th Rd

Phone / Teléfono: (305) 257-9335

Email / Correo Electrónico: Ridethemetrorail@Mayor.Gyhoo.Com

MIAMI-DADE COUNTY

**Department of Transportation and Public Works (DTPW)**
**South Corridor Rapid Transit Project**
**ALTERNATIVES PUBLIC WORKSHOPS/**
**TALLERES PÚBLICOS DE ALTERNATIVAS**

**COMMENT SHEET / HOJA DE COMENTARIOS**

Please select (using boxes below) which meeting you are attending / *Por favor, seleccione (usando las casillas a continuación) a cuál reunión asistió:*

- ☐ Tuesday, May 22, 2018 / martes 22 de mayo del 2018 / 6:00 p.m. – 8:00 p.m. / Palmetto Golf Course, Community Room / 9300 SW 152nd Street / Miami, FL 33157
- ☐ Wednesday, May 23, 2018 / miércoles 24 de mayo del 2018 / 6:00 p.m. - 8:00 p.m. / City of Florida City, Council Chambers / 404 W Palm Drive / Florida City, FL 33034
- ☒ Thursday, May 24, 2018 / jueves 23 de mayo del 2018 / 6:00 p.m. - 8:00 p.m. / Southland Mall Fountain Area / 20505 S Dixie Highway Cutler Bay, FL 33189

Do you have any preferences/ comments/ suggestions on our Station Designs?
¿Tiene alguna preferencia / comentario / sugerencia en nuestros diseños de estación?

Enclosed Center Platform Design/ Diseño de plataforma central _____
Honeycomb Vault Design/Diseño de bóveda de panal _____

Do you have any preferences/ comments/ suggestions on the alternatives?
¿Tiene alguna preferencia / comentario / sugerencia en nuestros diseños de estación?

Bus Rapid Transit/ Autobuses de tránsito rápido _____ Metrorail Extension/ Extensión de Metrorail ✓ Connected/ Autonomous/ Conectado / Autónomo _____

I prefair the Extention of the Metrorail is going to be more yeilds Not less expensive.

Other Comments/ Otros comentarios:

MIAMI-DADE COUNTY

Name / Nombre: Enrique Mora
Address / Dirección: 15035 GRANT CT Homestead
Phone / Teléfono: 786 357 4673
Email / Correo Electrónico: MORAENRIQUE@Yahoo.com

---

**Department of Transportation and Public Works (DTPW)**
**South Corridor Rapid Transit Project**
**ALTERNATIVES PUBLIC WORKSHOPS/**
**TALLERES PÚBLICOS DE ALTERNATIVAS**

**COMMENT SHEET / HOJA DE COMENTARIOS**

Please select (using boxes below) which meeting you are attending / *Por favor, seleccione (usando las casillas a continuación) a cuál reunión asistió:*

- ☐ Tuesday, May 22, 2018 / martes 22 de mayo del 2018 / 6:00 p.m. – 8:00 p.m. / Palmetto Golf Course, Community Room / 9300 SW 152nd Street / Miami, FL 33157
- ☐ Wednesday, May 23, 2018 / miércoles 24 de mayo del 2018 / 6:00 p.m. - 8:00 p.m. / City of Florida City, Council Chambers / 404 W Palm Drive / Florida City, FL 33034
- ☒ Thursday, May 24, 2018 / jueves 23 de mayo del 2018 / 6:00 p.m. - 8:00 p.m. / Southland Mall Fountain Area / 20505 S Dixie Highway Cutler Bay, FL 33189

Do you have any preferences/ comments/ suggestions on our Station Designs?
¿Tiene alguna preferencia / comentario / sugerencia en nuestros diseños de estación?

Enclosed Center Platform Design/ Diseño de plataforma central _____
Honeycomb Vault Design/Diseño de bóveda de panal _____

N/a

Do you have any preferences/ comments/ suggestions on the alternatives?
¿Tiene alguna preferencia / comentario / sugerencia en nuestros diseños de estación?

Bus Rapid Transit/ Autobuses de tránsito rápido _____ Metrorail Extension/ Extensión de Metrorail _____ Connected/ Autonomous/ Conectado / Autónomo _____

I prefer elevated rail metro rail from Florida City.

Other Comments/ Otros comentarios:

MIAMI-DADE COUNTY

Name / Nombre: Christian
Address / Dirección: 2431 SW 9 A Ave
Phone / Teléfono: 305-235-9779
Email / Correo Electrónico: Chrisdav@AOL.com

---

**Department of Transportation and Public Works (DTPW)**
**South Corridor Rapid Transit Project**
**ALTERNATIVES PUBLIC WORKSHOPS/**
**TALLERES PÚBLICOS DE ALTERNATIVAS**

**COMMENT SHEET / HOJA DE COMENTARIOS**

Please select (using boxes below) which meeting you are attending / *Por favor, seleccione (usando las casillas a continuación) a cuál reunión asistió:*

- ☐ Tuesday, May 22, 2018 / martes 22 de mayo del 2018 / 6:00 p.m. – 8:00 p.m. / Palmetto Golf Course, Community Room / 9300 SW 152nd Street / Miami, FL 33157
- ☐ Wednesday, May 23, 2018 / miércoles 24 de mayo del 2018 / 6:00 p.m. - 8:00 p.m. / City of Florida City, Council Chambers / 404 W Palm Drive / Florida City, FL 33034
- ☒ Thursday, May 24, 2018 / jueves 23 de mayo del 2018 / 6:00 p.m. - 8:00 p.m. / Southland Mall Fountain Area / 20505 S Dixie Highway Cutler Bay, FL 33189

Do you have any preferences/ comments/ suggestions on our Station Designs?
¿Tiene alguna preferencia / comentario / sugerencia en nuestros diseños de estación?

Enclosed Center Platform Design/ Diseño de plataforma central _____
Honeycomb Vault Design/Diseño de bóveda de panal _____

Very Nice Presentation. I am undecided between the Metrorail & Busway. I want the most Reliable & Functional Alternative.

Do you have any preferences/ comments/ suggestions on the alternatives?
¿Tiene alguna preferencia / comentario / sugerencia en nuestros diseños de estación?

Bus Rapid Transit/ Autobuses de tránsito rápido ✓ Metrorail Extension/ Extensión de Metrorail ✓ Connected/ Autonomous/ Conectado / Autónomo _____

I think the Metro Rail Extension sounds great. But my Problem is that I live in Homestead and work downtown. I am concerned about getting to and from work on time. Because there will only 2 tracks, so there may be several delays. Once We Lose, later going downtown could be. Right now the Metro Rail isn't very Reliable because we experience many delays.

Other Comments/ Otros comentarios:

MIAMI-DADE COUNTY

Name / Nombre: STERLING T. Rayford
Address / Dirección: 4101 NE 24th Drive
Phone / Teléfono: 305-877-2000
Email / Correo Electrónico: Sterlingrayford@me.com

---

**Department of Transportation and Public Works (DTPW)**
**South Corridor Rapid Transit Project**
**ALTERNATIVES PUBLIC WORKSHOPS/**
**TALLERES PÚBLICOS DE ALTERNATIVAS**

**COMMENT SHEET / HOJA DE COMENTARIOS**

Please select (using boxes below) which meeting you are attending / *Por favor, seleccione (usando las casillas a continuación) a cuál reunión asistió:*

- ☐ Tuesday, May 22, 2018 / martes 22 de mayo del 2018 / 6:00 p.m. – 8:00 p.m. / Palmetto Golf Course, Community Room / 9300 SW 152nd Street / Miami, FL 33157
- ☐ Wednesday, May 23, 2018 / miércoles 24 de mayo del 2018 / 6:00 p.m. - 8:00 p.m. / City of Florida City, Council Chambers / 404 W Palm Drive / Florida City, FL 33034
- ☒ Thursday, May 24, 2018 / jueves 23 de mayo del 2018 / 6:00 p.m. - 8:00 p.m. / Southland Mall Fountain Area / 20505 S Dixie Highway Cutler Bay, FL 33189

Do you have any preferences/ comments/ suggestions on our Station Designs?
¿Tiene alguna preferencia / comentario / sugerencia en nuestros diseños de estación?

Enclosed Center Platform Design/ Diseño de plataforma central ✓
Honeycomb Vault Design/Diseño de bóveda de panal _____

Do you have any preferences/ comments/ suggestions on the alternatives?
¿Tiene alguna preferencia / comentario / sugerencia en nuestros diseños de estación?

Bus Rapid Transit/ Autobuses de tránsito rápido ✓ Metrorail Extension/ Extensión de Metrorail _____ Connected/ Autonomous/ Conectado / Autónomo _____

Other Comments/ Otros comentarios:

MIAMI-DADE COUNTY

Name / Nombre: Keith Buchanan
Address / Dirección: 11040 SW 196th St Unit 182
Phone / Teléfono: 305-744-6415
Email / Correo Electrónico: Keith_Buchanan@Yahoo.com

**Department of Transportation and Public Works (DTPW)**
**South Corridor Rapid Transit Project**
**ALTERNATIVES PUBLIC WORKSHOPS/**
**TALLERES PÚBLICOS DE ALTERNATIVAS**

**COMMENT SHEET / HOJA DE COMENTARIOS**

Please select (using boxes below) which meeting you are attending / *Por favor, seleccione (usando las casillas a continuación) a cuál reunión asistió:*

- ☐ Tuesday, May 22, 2018 / martes 22 de mayo del 2018 / 6:00 p.m. – 8:00 p.m. / Palmetto Golf Course, Community Room / 9300 SW 152nd Street / Miami, FL 33157
- ☐ Wednesday, May 23, 2018 / miércoles 24 de mayo del 2018 / 6:00 p.m. - 8:00 p.m. / City of Florida City, Council Chambers / 404 W Palm Drive / Florida City, FL 33034
- ☒ Thursday, May 24, 2018 / jueves 23 de mayo del 2018 / 6:00 p.m. - 8:00 p.m. / Southland Mall Fountain Area / 20505 S Dixie Highway Cutler Bay, FL 33189

Do you have any preferences/ comments/ suggestions on our Station Designs?
¿Tiene alguna preferencia / comentario / sugerencia en nuestros diseños de estación?

Enclosed Center Platform Design/ Diseño de plataforma central _____
Honeycomb Vault Design/Diseño de bóveda de panal _____

El diseño no es de de mayor importancia lo que necesitamos que comiencen a dar el servicio ya que estamos sobre poblados y el trafico esta fatal esta peor

Do you have any preferences/ comments/ suggestions on the alternatives?
¿Tiene alguna preferencia / comentario / sugerencia en nuestros diseños de estación?

Bus Rapid Transit/ Autobuses de tránsito rápido X Metrorail Extension/ Extensión de Metrorail _____ Connected/ Autonomous/ Conectado / Autónomo _____

Aunque me gustaria el metrorail extension es mucho tiempo y eso propongo los autobuses de transito rapido ya que estamos sobre poblados y necesitamos algo rapido en el trafico y la Costa esta muy Cara

Other Comments/ Otros comentarios:

Espero que este Proyecto no se vaya atrasando en Preguntas porque no necesitamos;

Name / Nombre: Ana C. Braz.
Address / Dirección: 24400 S Dixie Hwy Princeton 33032
Phone / Teléfono: (786) 712 5368
Email / Correo Electrónico: Ana.C.Braz.E@gmail.com

MIAMI-DADE COUNTY

---

**Department of Transportation and Public Works (DTPW)**
**South Corridor Rapid Transit Project**
**ALTERNATIVES PUBLIC WORKSHOPS/**
**TALLERES PÚBLICOS DE ALTERNATIVAS**

**COMMENT SHEET / HOJA DE COMENTARIOS**

Please select (using boxes below) which meeting you are attending / *Por favor, seleccione (usando las casillas a continuación) a cuál reunión asistió:*

- ☐ Tuesday, May 22, 2018 / martes 22 de mayo del 2018 / 6:00 p.m. – 8:00 p.m. / Palmetto Golf Course, Community Room / 9300 SW 152nd Street / Miami, FL 33157
- ☐ Wednesday, May 23, 2018 / miércoles 24 de mayo del 2018 / 6:00 p.m. - 8:00 p.m. / City of Florida City, Council Chambers / 404 W Palm Drive / Florida City, FL 33034
- ☒ Thursday, May 24, 2018 / jueves 23 de mayo del 2018 / 6:00 p.m. - 8:00 p.m. / Southland Mall Fountain Area / 20505 S Dixie Highway Cutler Bay, FL 33189

Do you have any preferences/ comments/ suggestions on our Station Designs?
¿Tiene alguna preferencia / comentario / sugerencia en nuestros diseños de estación?

Enclosed Center Platform Design/ Diseño de plataforma central _____
Honeycomb Vault Design/Diseño de bóveda de panal ✓

Do you have any preferences/ comments/ suggestions on the alternatives?
¿Tiene alguna preferencia / comentario / sugerencia en nuestros diseños de estación?

Bus Rapid Transit/ Autobuses de tránsito rápido _____ Metrorail Extension/ Extensión de Metrorail ✓ Connected/ Autonomous/ Conectado / Autónomo _____

Other Comments/ Otros comentarios:

Name / Nombre: Antonio Miller
Address / Dirección: Assistant Teacher
Phone / Teléfono:
Email / Correo Electrónico:

MIAMI-DADE COUNTY

---

**Department of Transportation and Public Works (DTPW)**
**South Corridor Rapid Transit Project**
**ALTERNATIVES PUBLIC WORKSHOPS/**
**TALLERES PÚBLICOS DE ALTERNATIVAS**

**COMMENT SHEET / HOJA DE COMENTARIOS**

Please select (using boxes below) which meeting you are attending / *Por favor, seleccione (usando las casillas a continuación) a cuál reunión asistió:*

- ☐ Tuesday, May 22, 2018 / martes 22 de mayo del 2018 / 6:00 p.m. – 8:00 p.m. / Palmetto Golf Course, Community Room / 9300 SW 152nd Street / Miami, FL 33157
- ☐ Wednesday, May 23, 2018 / miércoles 24 de mayo del 2018 / 6:00 p.m. - 8:00 p.m. / City of Florida City, Council Chambers / 404 W Palm Drive / Florida City, FL 33034
- ☒ Thursday, May 24, 2018 / jueves 23 de mayo del 2018 / 6:00 p.m. - 8:00 p.m. / Southland Mall Fountain Area / 20505 S Dixie Highway Cutler Bay, FL 33189

Do you have any preferences/ comments/ suggestions on our Station Designs?
¿Tiene alguna preferencia / comentario / sugerencia en nuestros diseños de estación?

Enclosed Center Platform Design/ Diseño de plataforma central _____
Honeycomb Vault Design/Diseño de bóveda de panal _____

Do you have any preferences/ comments/ suggestions on the alternatives?
¿Tiene alguna preferencia / comentario / sugerencia en nuestros diseños de estación?

Bus Rapid Transit/ Autobuses de tránsito rápido _____ Metrorail Extension/ Extensión de Metrorail X Connected/ Autonomous/ Conectado / Autónomo _____

Other Comments/ Otros comentarios:

Name / Nombre: Maria Jose Block
Address / Dirección: 22245 SW 94 Ave, Cutler Bay
Phone / Teléfono: 305 252 1384
Email / Correo Electrónico: mjbloom@yahoo.com

MIAMI-DADE COUNTY

---

**Department of Transportation and Public Works (DTPW)**
**South Corridor Rapid Transit Project**
**ALTERNATIVES PUBLIC WORKSHOPS/**
**TALLERES PÚBLICOS DE ALTERNATIVAS**

**COMMENT SHEET / HOJA DE COMENTARIOS**

Please select (using boxes below) which meeting you are attending / *Por favor, seleccione (usando las casillas a continuación) a cuál reunión asistió:*

- ☐ Tuesday, May 22, 2018 / martes 22 de mayo del 2018 / 6:00 p.m. – 8:00 p.m. / Palmetto Golf Course, Community Room / 9300 SW 152nd Street / Miami, FL 33157
- ☐ Wednesday, May 23, 2018 / miércoles 24 de mayo del 2018 / 6:00 p.m. - 8:00 p.m. / City of Florida City, Council Chambers / 404 W Palm Drive / Florida City, FL 33034
- ☒ Thursday, May 24, 2018 / jueves 23 de mayo del 2018 / 6:00 p.m. - 8:00 p.m. / Southland Mall Fountain Area / 20505 S Dixie Highway Cutler Bay, FL 33189

Do you have any preferences/ comments/ suggestions on our Station Designs?
¿Tiene alguna preferencia / comentario / sugerencia en nuestros diseños de estación?

Enclosed Center Platform Design/ Diseño de plataforma central _____
Honeycomb Vault Design/Diseño de bóveda de panal _____

I Guess like a Good Idea
How would My Taxes increase

Do you have any preferences/ comments/ suggestions on the alternatives?
¿Tiene alguna preferencia / comentario / sugerencia en nuestros diseños de estación?

Bus Rapid Transit/ Autobuses de tránsito rápido _____ Metrorail Extension/ Extensión de Metrorail _____ Connected/ Autonomous/ Conectado / Autónomo _____

Other Comments/ Otros comentarios:

I am still Trying to Find out How can we get BRT to Get to Town Right Away I still don't understand The Point A to Point B

Name / Nombre: Pauline Velasquez
Address / Dirección: 25[illegible] Terr Apt 102 Homestead FL 33032
Phone / Teléfono: 786-[illegible]
Email / Correo Electrónico: [illegible]

MIAMI-DADE COUNTY

**Department of Transportation and Public Works (DTPW)**
**South Corridor Rapid Transit Project**
**ALTERNATIVES PUBLIC WORKSHOPS/**
**TALLERES PÚBLICOS DE ALTERNATIVAS**

**COMMENT SHEET / HOJA DE COMENTARIOS**

Please select (using boxes below) which meeting you are attending / *Por favor, seleccione (usando las casillas a continuación) a cuál reunión asistió:*

- ☐ **Tuesday, May 22, 2018** martes 22 de mayo del 2018 6:00 p.m. – 8:00 p.m. Palmetto Golf Course, Community Room 9300 SW 152nd Street Miami, FL 33157
- ☐ **Wednesday, May 23, 2018** miércoles 24 de mayo del 2018 6:00 p.m. - 8:00 p.m. City of Florida City, Council Chambers 404 W Palm Drive Florida City, FL 33034
- ☒ **Thursday, May 24, 2018** jueves 23 de mayo del 2018 6:00 p.m. - 8:00 p.m. Southland Mall Fountain Area 20505 S Dixie Highway Cutler Bay, FL 33189

Do you have any preferences/ comments/ suggestions on our Station Designs?
¿Tiene alguna preferencia / comentario / sugerencia en nuestros diseños de estación?

Enclosed Center Platform Design/ Diseño de plataforma central _____
Honeycomb Vault Design/Diseño de bóveda de panal _____

Do you have any preferences/ comments/ suggestions on the alternatives?
¿Tiene alguna preferencia / comentario / sugerencia en nuestros diseños de estación?

Bus Rapid Transit/ Autobuses de tránsito rápido ✓ Metrorail Extension/ Extensión de Metrorail _____ Connected/ Autonomous/ Conectado / Autónomo _____

Train will be too costly time consuming and not provide enough advantage over the other options. To expand the bus service would be the most best efficient option to me.

Other Comments/ Otros comentarios:

MIAMI-DADE COUNTY

Name / Nombre: Michael Searles
Address / Dirección: 14435 SW 278th St. Homestead
Phone / Teléfono: 786 585 5424
Email / Correo Electrónico: moscarles@dadeschools.net

**Department of Transportation and Public Works (DTPW)**
**South Corridor Rapid Transit Project**
**ALTERNATIVES PUBLIC WORKSHOPS/**
**TALLERES PÚBLICOS DE ALTERNATIVAS**

**COMMENT SHEET / HOJA DE COMENTARIOS**

Please select (using boxes below) which meeting you are attending / *Por favor, seleccione (usando las casillas a continuación) a cuál reunión asistió:*

- ☐ **Tuesday, May 22, 2018** martes 22 de mayo del 2018 6:00 p.m. – 8:00 p.m. Palmetto Golf Course, Community Room 9300 SW 152nd Street Miami, FL 33157
- ☐ **Wednesday, May 23, 2018** miércoles 24 de mayo del 2018 6:00 p.m. - 8:00 p.m. City of Florida City, Council Chambers 404 W Palm Drive Florida City, FL 33034
- ☒ **Thursday, May 24, 2018** jueves 23 de mayo del 2018 6:00 p.m. - 8:00 p.m. Southland Mall Fountain Area 20505 S Dixie Highway Cutler Bay, FL 33189

Do you have any preferences/ comments/ suggestions on our Station Designs?
¿Tiene alguna preferencia / comentario / sugerencia en nuestros diseños de estación?

Enclosed Center Platform Design/ Diseño de plataforma central _____
Honeycomb Vault Design/Diseño de bóveda de panal _____

Faster Buses, More Buses

Do you have any preferences/ comments/ suggestions on the alternatives?
¿Tiene alguna preferencia / comentario / sugerencia en nuestros diseños de estación?

Bus Rapid Transit/ Autobuses de tránsito rápido _____ Metrorail Extension/ Extensión de Metrorail _____ Connected/ Autonomous/ Conectado / Autónomo _____

Other Comments/ Otros comentarios:

MIAMI-DADE COUNTY

Name / Nombre: Miranda Pajares
Address / Dirección: 19920 Gulfstream RD
Phone / Teléfono: 786-583-7080
Email / Correo Electrónico: mirandapajares@gmail.com

**Department of Transportation and Public Works (DTPW)**
**South Corridor Rapid Transit Project**
**ALTERNATIVES PUBLIC WORKSHOPS/**
**TALLERES PÚBLICOS DE ALTERNATIVAS**

**COMMENT SHEET / HOJA DE COMENTARIOS**

Please select (using boxes below) which meeting you are attending / *Por favor, seleccione (usando las casillas a continuación) a cuál reunión asistió:*

- ☐ Tuesday, May 22, 2018 / martes 22 de mayo del 2018 — 6:00 p.m. – 8:00 p.m. — Palmetto Golf Course, Community Room — 9300 SW 152nd Street — Miami, FL 33157
- ☐ Wednesday, May 23, 2018 / miércoles 24 de mayo del 2018 — 6:00 p.m. – 8:00 p.m. — City of Florida City, Council Chambers — 404 W Palm Drive — Florida City, FL 33034
- ☑ Thursday, May 24, 2018 / jueves 23 de mayo del 2018 — 6:00 p.m. - 8:00 p.m. — Southland Mall Fountain Area — 20505 S Dixie Highway Cutler Bay, FL 33189

Do you have any preferences/ comments/ suggestions on our Station Designs?
¿Tiene alguna preferencia / comentario / sugerencia en nuestros diseños de estación?

Enclosed Center Platform Design/ Diseño de plataforma central _____
Honeycomb Vault Design/Diseño de bóveda de panal _____

I think it is good that ~~the~~ Public transportation is increasing to locate Miami Traffic, and it can make the economy and Environment better.

Do you have any preferences/ comments/ suggestions on the alternatives?
¿Tiene alguna preferencia / comentario / sugerencia en nuestros diseños de estación?

Bus Rapid Transit/ Autobuses de tránsito rápido _____ Metrorail Extension/ Extensión de Metrorail _____ Connected/ Autonomous/ Conectado / Autónomo _____

Other Comments/ Otros comentarios:

Name / Nombre: John Pangilinan
Address / Dirección: 13495 SW 291 Lane
Phone / Teléfono: 786-650-9392
Email / Correo Electrónico: Jayehris1220@gmail.com

MIAMI-DADE COUNTY

---

**Department of Transportation and Public Works (DTPW)**
**South Corridor Rapid Transit Project**
**ALTERNATIVES PUBLIC WORKSHOPS/**
**TALLERES PÚBLICOS DE ALTERNATIVAS**

**COMMENT SHEET / HOJA DE COMENTARIOS**

Please select (using boxes below) which meeting you are attending / *Por favor, seleccione (usando las casillas a continuación) a cuál reunión asistió:*

- ☐ Tuesday, May 22, 2018 / martes 22 de mayo del 2018 — 6:00 p.m. – 8:00 p.m. — Palmetto Golf Course, Community Room — 9300 SW 152nd Street — Miami, FL 33157
- ☐ Wednesday, May 23, 2018 / miércoles 24 de mayo del 2018 — 6:00 p.m. – 8:00 p.m. — City of Florida City, Council Chambers — 404 W Palm Drive — Florida City, FL 33034
- ☑ Thursday, May 24, 2018 / jueves 23 de mayo del 2018 — 6:00 p.m. - 8:00 p.m. — Southland Mall Fountain Area — 20505 S Dixie Highway Cutler Bay, FL 33189

Do you have any preferences/ comments/ suggestions on our Station Designs?
¿Tiene alguna preferencia / comentario / sugerencia en nuestros diseños de estación?

Enclosed Center Platform Design/ Diseño de plataforma central ✓
Honeycomb Vault Design/Diseño de bóveda de panal _____

GREAT IDEA FOR THOSE WAITING, probably INCREASE the Number of PASSENGERS, SPECIALLY with FLORIDA WEATHER

Do you have any preferences/ comments/ suggestions on the alternatives?
¿Tiene alguna preferencia / comentario / sugerencia en nuestros diseños de estación?

Bus Rapid Transit/ Autobuses de tránsito rápido _____ Metrorail Extension/ Extensión de Metrorail ✓ Connected/ Autonomous/ Conectado / Autónomo _____

THE EXTENSION WOULD BE IDEAL MAKING IT RAPID LESS TIME FOR PASSENGERS TO GET TO POINT A TO B, HOWEVER IF ONLY IT WOULD BE COMBINED WITH BUS RAPID TRANSIT WE WOULD BE IN A "PERFECT" CITY..

Other Comments/ Otros comentarios: NOW THE TIME FRAME IS TOO MUCH..
My SECOND Option WOULD BE BRT RAPID T

Name / Nombre: Ellie Reyes
Address / Dirección: 7345 SW 124th Ct 33183
Phone / Teléfono: 786 [illegible]
Email / Correo Electrónico: [illegible]

MIAMI-DADE COUNTY

---

**Department of Transportation and Public Works (DTPW)**
**South Corridor Rapid Transit Project**
**ALTERNATIVES PUBLIC WORKSHOPS/**
**TALLERES PÚBLICOS DE ALTERNATIVAS**

**COMMENT SHEET / HOJA DE COMENTARIOS**

Please select (using boxes below) which meeting you are attending / *Por favor, seleccione (usando las casillas a continuación) a cuál reunión asistió:*

- ☐ Tuesday, May 22, 2018 / martes 22 de mayo del 2018 — 6:00 p.m. – 8:00 p.m. — Palmetto Golf Course, Community Room — 9300 SW 152nd Street — Miami, FL 33157
- ☐ Wednesday, May 23, 2018 / miércoles 24 de mayo del 2018 — 6:00 p.m. – 8:00 p.m. — City of Florida City, Council Chambers — 404 W Palm Drive — Florida City, FL 33034
- ☑ Thursday, May 24, 2018 / jueves 23 de mayo del 2018 — 6:00 p.m. - 8:00 p.m. — Southland Mall Fountain Area — 20505 S Dixie Highway Cutler Bay, FL 33189

Do you have any preferences/ comments/ suggestions on our Station Designs?
¿Tiene alguna preferencia / comentario / sugerencia en nuestros diseños de estación?

Enclosed Center Platform Design/ Diseño de plataforma central _____
Honeycomb Vault Design/Diseño de bóveda de panal _____

Yes a Monorail + Subway Lines and elevate Longer Distance Rail for commuter express + NO Street Level, Street Level Noise + Pollution

Do you have any preferences/ comments/ suggestions on the alternatives?
¿Tiene alguna preferencia / comentario / sugerencia en nuestros diseños de estación?

Bus Rapid Transit/ Autobuses de tránsito rápido _____ Metrorail Extension/ Extensión de Metrorail _____ Connected/ Autonomous/ Conectado / Autónomo _____

Bus Rapid Transit upgrades since they can get better than what they are now because modern technology

Other Comments/ Otros comentarios: 3) Bus Ave, not rail to have additional work rails and can be ready for Metro faster

Name / Nombre: ANN Sowey
Address / Dirección: 9896 SW 193 ST (33157)
Phone / Teléfono: 786 205 0273 Cell
Email / Correo Electrónico: ANNSOWEY1958@GMAIL.COM

I AM NOT SO GOOD WITH COMPUTERS SORRY

MIAMI-DADE COUNTY

---

**Department of Transportation and Public Works (DTPW)**
**South Corridor Rapid Transit Project**
**ALTERNATIVES PUBLIC WORKSHOPS/**
**TALLERES PÚBLICOS DE ALTERNATIVAS**

**COMMENT SHEET / HOJA DE COMENTARIOS**

Please select (using boxes below) which meeting you are attending / *Por favor, seleccione (usando las casillas a continuación) a cuál reunión asistió:*

- ☐ Tuesday, May 22, 2018 / martes 22 de mayo del 2018 — 6:00 p.m. – 8:00 p.m. — Palmetto Golf Course, Community Room — 9300 SW 152nd Street — Miami, FL 33157
- ☐ Wednesday, May 23, 2018 / miércoles 24 de mayo del 2018 — 6:00 p.m. – 8:00 p.m. — City of Florida City, Council Chambers — 404 W Palm Drive — Florida City, FL 33034
- ☑ Thursday, May 24, 2018 / jueves 23 de mayo del 2018 — 6:00 p.m. - 8:00 p.m. — Southland Mall Fountain Area — 20505 S Dixie Highway Cutler Bay, FL 33189

Do you have any preferences/ comments/ suggestions on our Station Designs?
¿Tiene alguna preferencia / comentario / sugerencia en nuestros diseños de estación?

Enclosed Center Platform Design/ Diseño de plataforma central ✓
Honeycomb Vault Design/Diseño de bóveda de panal _____

Yo quisiera que si lo van a hacer lo hagan Rapido el trafico y dias este horrible y los gastos de la gasolina (caro) altos Yo lo tomaria a la ligera los Monorieles Por Favor

Do you have any preferences/ comments/ suggestions on the alternatives?
¿Tiene alguna preferencia / comentario / sugerencia en nuestros diseños de estación?

Bus Rapid Transit/ Autobuses de tránsito rápido _____ Metrorail Extension/ Extensión de Metrorail _____ Connected/ Autonomous/ Conectado / Autónomo _____

Yo quisiera que el Metrorail lo construyeran hacia Homestead. Seria bueno para las personas que no queremos manejar en tan pesado trafico. Que no se vaya al Dadeland Porfavor

Other Comments/ Otros comentarios:

Name / Nombre: Bethania Urrutia
Address / Dirección: 6865 W 7 Ave Hialeah, FL 33014
Phone / Teléfono: (305) 364 0933
Email / Correo Electrónico: [illegible]

MIAMI-DADE COUNTY

**Department of Transportation and Public Works (DTPW)**
**South Corridor Rapid Transit Project**
**ALTERNATIVES PUBLIC WORKSHOPS/**
**TALLERES PÚBLICOS DE ALTERNATIVAS**

**COMMENT SHEET / HOJA DE COMENTARIOS**

Please select (using boxes below) which meeting you are attending / *Por favor, seleccione (usando las casillas a continuación) a cuál reunión asistió:*

- ☐ Tuesday, May 22, 2018 / martes 22 de mayo del 2018 — 6:00 p.m. – 8:00 p.m. — Palmetto Golf Course, Community Room — 9300 SW 152nd Street — Miami, FL 33157
- ☐ Wednesday, May 23, 2018 / miércoles 24 de mayo del 2018 — 6:00 p.m. - 8:00 p.m. — City of Florida City, Council Chambers — 404 W Palm Drive — Florida City, FL 33034
- ☑ Thursday, May 24, 2018 / jueves 25 de mayo del 2018 — 6:00 p.m. - 8:00 p.m. — Southland Mall Fountain Area — 20505 S Dixie Highway Cutler Bay, FL 33189

Do you have any preferences/ comments/ suggestions on our Station Designs?
¿Tiene alguna preferencia / comentario / sugerencia en nuestros diseños de estación?

Enclosed Center Platform Design/ Diseño de plataforma central _____
Honeycomb Vault Design/Diseño de bóveda de panal _____

Do you have any preferences/ comments/ suggestions on the alternatives?
¿Tiene alguna preferencia / comentario / sugerencia en nuestros diseños de estación?

Bus Rapid Transit/ Autobuses de tránsito rápido _____ Metrorail Extension/ Extensión de Metrorail ✓ Connected/ Autonomous/ Conectado / Autónomo _____

Other Comments/ Otros comentarios:

Name / Nombre: Antoine Ha Wallace
Address / Dirección: 0250 SW 115 Ave
Phone / Teléfono: 786 [illegible] 5621
Email / Correo Electrónico: N/A

MIAMI-DADE COUNTY

---

**Department of Transportation and Public Works (DTPW)**
**South Corridor Rapid Transit Project**
**ALTERNATIVES PUBLIC WORKSHOPS/**
**TALLERES PÚBLICOS DE ALTERNATIVAS**

**COMMENT SHEET / HOJA DE COMENTARIOS**

Please select (using boxes below) which meeting you are attending / *Por favor, seleccione (usando las casillas a continuación) a cuál reunión asistió:*

- ☐ Tuesday, May 22, 2018 / martes 22 de mayo del 2018 — 6:00 p.m. – 8:00 p.m. — Palmetto Golf Course, Community Room — 9300 SW 152nd Street — Miami, FL 33157
- ☐ Wednesday, May 23, 2018 / miércoles 24 de mayo del 2018 — 6:00 p.m. - 8:00 p.m. — City of Florida City, Council Chambers — 404 W Palm Drive — Florida City, FL 33034
- ☒ Thursday, May 24, 2018 / jueves 25 de mayo del 2018 — 6:00 p.m. - 8:00 p.m. — Southland Mall Fountain Area — 20505 S Dixie Highway Cutler Bay, FL 33189

Do you have any preferences/ comments/ suggestions on our Station Designs?
¿Tiene alguna preferencia / comentario / sugerencia en nuestros diseños de estación?

Enclosed Center Platform Design/ Diseño de plataforma central _____
Honeycomb Vault Design/Diseño de bóveda de panal _____

Enclosed center platforms are nice but are they safer? Does it increase foot traffic across ROW? Are they well controlled during the AM commute hours? I'm sure all are ADA compliant but is the design better?

Do you have any preferences/ comments/ suggestions on the alternatives?
¿Tiene alguna preferencia / comentario / sugerencia en nuestros diseños de estación?

Bus Rapid Transit/ Autobuses de tránsito rápido _____ Metrorail Extension/ Extensión de Metrorail _____ Connected/ Autonomous/ Conectado / Autónomo _____

Dependence from BRT to Metrorail must be seamless. What happens when you plan for people keep coming via BRT & they options to take BRT downtown? Are Feed these changes are really competent and can reduce demand for cross Miami-Dade distances? Connection spread bigger with the last mile & the role to of planning & these devices.

Other Comments/ Otros comentarios:

My preference is a single-seat ride; however, not at the expense of at-grade travel.
Are electrified rails I worry about lengthy after hurricanes and other disruptive events?

Name / Nombre: Michele Machuca
Address / Dirección: 20190 SW 100 Ave Miami 33190
Phone / Teléfono:
Email / Correo Electrónico: mmachuca@bellsouth.net

MIAMI-DADE COUNTY

---

**Department of Transportation and Public Works (DTPW)**
**South Corridor Rapid Transit Project**
**ALTERNATIVES PUBLIC WORKSHOPS/**
**TALLERES PÚBLICOS DE ALTERNATIVAS**

**COMMENT SHEET / HOJA DE COMENTARIOS**

Please select (using boxes below) which meeting you are attending / *Por favor, seleccione (usando las casillas a continuación) a cuál reunión asistió:*

- ☐ Tuesday, May 22, 2018 / martes 22 de mayo del 2018 — 6:00 p.m. – 8:00 p.m. — Palmetto Golf Course, Community Room — 9300 SW 152nd Street — Miami, FL 33157
- ☐ Wednesday, May 23, 2018 / miércoles 24 de mayo del 2018 — 6:00 p.m. - 8:00 p.m. — City of Florida City, Council Chambers — 404 W Palm Drive — Florida City, FL 33034
- ☑ Thursday, May 24, 2018 / jueves 23 de mayo del 2018 — 6:00 p.m. - 8:00 p.m. — Southland Mall Fountain Area — 20505 S Dixie Highway Cutler Bay, FL 33189

Do you have any preferences/ comments/ suggestions on our Station Designs?
¿Tiene alguna preferencia / comentario / sugerencia en nuestros diseños de estación?

Enclosed Center Platform Design/ Diseño de plataforma central _____
Honeycomb Vault Design/Diseño de bóveda de panal _____

The extension needs to be completed. Traffic is damaging cars for construction is never finished. The price for traffic is too much. We need alternatives in order to see that the extension design look good. Get it approved.

Do you have any preferences/ comments/ suggestions on the alternatives?
¿Tiene alguna preferencia / comentario / sugerencia en nuestros diseños de estación?

Bus Rapid Transit/ Autobuses de tránsito rápido ✓ Metrorail Extension/ Extensión de Metrorail _____ Connected/ Autonomous/ Conectado / Autónomo _____

Metro rail extension and connected autonomous cars will be better

Other Comments/ Otros comentarios:

Name / Nombre: Jairo Suarez
Address / Dirección: 4124 NE 21 CT 33033
Phone / Teléfono:
Email / Correo Electrónico: Jairos5@hotmail

MIAMI-DADE COUNTY

---

**Department of Transportation and Public Works (DTPW)**
**South Corridor Rapid Transit Project**
**ALTERNATIVES PUBLIC WORKSHOPS/**
**TALLERES PÚBLICOS DE ALTERNATIVAS**

**COMMENT SHEET / HOJA DE COMENTARIOS**

Please select (using boxes below) which meeting you are attending / *Por favor, seleccione (usando las casillas a continuación) a cuál reunión asistió:*

- ☐ Tuesday, May 22, 2018 / martes 22 de mayo del 2018 — 6:00 p.m. – 8:00 p.m. — Palmetto Golf Course, Community Room — 9300 SW 152nd Street — Miami, FL 33157
- ☐ Wednesday, May 23, 2018 / miércoles 24 de mayo del 2018 — 6:00 p.m. - 8:00 p.m. — City of Florida City, Council Chambers — 404 W Palm Drive — Florida City, FL 33034
- ☑ Thursday, May 24, 2018 / jueves 23 de mayo del 2018 — 6:00 p.m. - 8:00 p.m. — Southland Mall Fountain Area — 20505 S Dixie Highway Cutler Bay, FL 33189

Do you have any preferences/ comments/ suggestions on our Station Designs?
¿Tiene alguna preferencia / comentario / sugerencia en nuestros diseños de estación?

Enclosed Center Platform Design/ Diseño de plataforma central ✓
Honeycomb Vault Design/Diseño de bóveda de panal _____

Do you have any preferences/ comments/ suggestions on the alternatives?
¿Tiene alguna preferencia / comentario / sugerencia en nuestros diseños de estación?

Bus Rapid Transit/ Autobuses de tránsito rápido ✓ Metrorail Extension/ Extensión de Metrorail _____ Connected/ Autonomous/ Conectado / Autónomo _____

Other Comments/ Otros comentarios:

Name / Nombre: BOB LEACH
Address / Dirección: [illegible] MIAMI 33157
Phone / Teléfono: 305 453 0091
Email / Correo Electrónico: OHSTANTONE@AOL.COM

MIAMI-DADE COUNTY

**Department of Transportation and Public Works (DTPW)**
**South Corridor Rapid Transit Project**
**ALTERNATIVES PUBLIC WORKSHOPS/**
**TALLERES PÚBLICOS DE ALTERNATIVAS**

**COMMENT SHEET / HOJA DE COMENTARIOS**

Please select (using boxes below) which meeting you are attending / *Por favor, seleccione (usando las casillas a continuación) a cuál reunión asistió:*

- ☐ Tuesday, May 22, 2018 / martes 22 de mayo del 2018 / 6:00 p.m. – 8:00 p.m. / Palmetto Golf Course, Community Room / 9300 SW 152nd Street / Miami, FL 33157
- ☐ Wednesday, May 23, 2018 / miércoles 24 de mayo del 2018 / 6:00 p.m. - 8:00 p.m. / City of Florida City, Council Chambers / 404 W Palm Drive / Florida City, FL 33034
- ☒ Thursday, May 24, 2018 / jueves 23 de mayo del 2018 / 6:00 p.m. - 8:00 p.m. / Southland Mall Fountain Area / 20505 S Dixie Highway Cutler Bay, FL 33189

Do you have any preferences/ comments/ suggestions on our Station Designs?
¿Tiene alguna preferencia / comentario / sugerencia en nuestros diseños de estación?

Enclosed Center Platform Design/ Diseño de plataforma central _____
Honeycomb Vault Design/Diseño de bóveda de panal _____

Do you have any preferences/ comments/ suggestions on the alternatives?
¿Tiene alguna preferencia / comentario / sugerencia en nuestros diseños de estación?

Bus Rapid Transit/ Autobuses de tránsito rápido ✓ Metrorail Extension/ Extensión de Metrorail _____ Connected/ Autonomous/ Conectado / Autónomo _____

Other Comments/ Otros comentarios: SINCE YOU WANT TO PROMOTE NEW DEVELOPMENT (TOD) PLEASE CONSIDER AN ACCELERATED PERMIT PROCESS. ALSO, CONSIDER INCENTIVES TO DEVELOP WORKFORCE HOUSING (MARKET RATE). WHEN IT BECOMES FINANCIALLY FEASIBLE & ATTRACTIVE, DEVELOPMENT WILL TAKE PLACE. - TRANSIT CREATED

Name / Nombre: LEONARDO AMBARD

Address / Dirección:

Phone / Teléfono: 305 903 5447

Email / Correo Electrónico: LAMBARD@CARPENTRY CONSULTING.COM

MIAMI-DADE COUNTY

---

**Department of Transportation and Public Works (DTPW)**
**South Corridor Rapid Transit Project**
**ALTERNATIVES PUBLIC WORKSHOPS/**
**TALLERES PÚBLICOS DE ALTERNATIVAS**

**COMMENT SHEET / HOJA DE COMENTARIOS**

Please select (using boxes below) which meeting you are attending / *Por favor, seleccione (usando las casillas a continuación) a cuál reunión asistió:*

- ☐ Tuesday, May 22, 2018 / martes 22 de mayo del 2018 / 6:00 p.m. – 8:00 p.m. / Palmetto Golf Course, Community Room / 9300 SW 152nd Street / Miami, FL 33157
- ☐ Wednesday, May 23, 2018 / miércoles 24 de mayo del 2018 / 6:00 p.m. - 8:00 p.m. / City of Florida City, Council Chambers / 404 W Palm Drive / Florida City, FL 33034
- ☒ Thursday, May 24, 2018 / jueves 23 de mayo del 2018 / 6:00 p.m. - 8:00 p.m. / Southland Mall Fountain Area / 20505 S Dixie Highway Cutler Bay, FL 33189

Do you have any preferences/ comments/ suggestions on our Station Designs?
¿Tiene alguna preferencia / comentario / sugerencia en nuestros diseños de estación?

Enclosed Center Platform Design/ Diseño de plataforma central _____
Honeycomb Vault Design/Diseño de bóveda de panal X

Do you have any preferences/ comments/ suggestions on the alternatives?
¿Tiene alguna preferencia / comentario / sugerencia en nuestros diseños de estación?

Bus Rapid Transit/ Autobuses de tránsito rápido _____ Metrorail Extension/ Extensión de Metrorail X Connected/ Autonomous/ Conectado / Autónomo _____

Other Comments/ Otros comentarios:

Name / Nombre: Brandy Plaza

Address / Dirección: 20716 SW 105th CRT, Cutler Bay, 33189

Phone / Teléfono: 850-321-7871

Email / Correo Electrónico: Missbrandy68@yahoo.com

MIAMI-DADE COUNTY

---

**Department of Transportation and Public Works (DTPW)**
**South Corridor Rapid Transit Project**
**ALTERNATIVES PUBLIC WORKSHOPS/**
**TALLERES PÚBLICOS DE ALTERNATIVAS**

**COMMENT SHEET / HOJA DE COMENTARIOS**

Please select (using boxes below) which meeting you are attending / *Por favor, seleccione (usando las casillas a continuación) a cuál reunión asistió:*

- ☐ Tuesday, May 22, 2018 / martes 22 de mayo del 2018 / 6:00 p.m. – 8:00 p.m. / Palmetto Golf Course, Community Room / 9300 SW 152nd Street / Miami, FL 33157
- ☐ Wednesday, May 23, 2018 / miércoles 24 de mayo del 2018 / 6:00 p.m. - 8:00 p.m. / City of Florida City, Council Chambers / 404 W Palm Drive / Florida City, FL 33034
- ☒ Thursday, May 24, 2018 / jueves 23 de mayo del 2018 / 6:00 p.m. - 8:00 p.m. / Southland Mall Fountain Area / 20505 S Dixie Highway Cutler Bay, FL 33189

Do you have any preferences/ comments/ suggestions on our Station Designs?
¿Tiene alguna preferencia / comentario / sugerencia en nuestros diseños de estación?

Enclosed Center Platform Design/ Diseño de plataforma central ✓
Honeycomb Vault Design/Diseño de bóveda de panal _____

Do you have any preferences/ comments/ suggestions on the alternatives?
¿Tiene alguna preferencia / comentario / sugerencia en nuestros diseños de estación?

Bus Rapid Transit/ Autobuses de tránsito rápido _____ Metrorail Extension/ Extensión de Metrorail ✓ Connected/ Autonomous/ Conectado / Autónomo _____

Other Comments/ Otros comentarios:

Name / Nombre: Angel Ybarra

Address / Dirección: 20774 SW 125 ct 33177

Phone / Teléfono: 786 362 1042

Email / Correo Electrónico: Ybarra598@yahoo.com

MIAMI-DADE COUNTY

---

**Department of Transportation and Public Works (DTPW)**
**South Corridor Rapid Transit Project**
**ALTERNATIVES PUBLIC WORKSHOPS/**
**TALLERES PÚBLICOS DE ALTERNATIVAS**

**COMMENT SHEET / HOJA DE COMENTARIOS**

Please select (using boxes below) which meeting you are attending / *Por favor, seleccione (usando las casillas a continuación) a cuál reunión asistió:*

- ☐ Tuesday, May 22, 2018 / martes 22 de mayo del 2018 / 6:00 p.m. – 8:00 p.m. / Palmetto Golf Course, Community Room / 9300 SW 152nd Street / Miami, FL 33157
- ☐ Wednesday, May 23, 2018 / miércoles 24 de mayo del 2018 / 6:00 p.m. - 8:00 p.m. / City of Florida City, Council Chambers / 404 W Palm Drive / Florida City, FL 33034
- ☒ Thursday, May 24, 2018 / jueves 23 de mayo del 2018 / 6:00 p.m. - 8:00 p.m. / Southland Mall Fountain Area / 20505 S Dixie Highway Cutler Bay, FL 33189

Do you have any preferences/ comments/ suggestions on our Station Designs?
¿Tiene alguna preferencia / comentario / sugerencia en nuestros diseños de estación?

Enclosed Center Platform Design/ Diseño de plataforma central _____
Honeycomb Vault Design/Diseño de bóveda de panal X

Do you have any preferences/ comments/ suggestions on the alternatives?
¿Tiene alguna preferencia / comentario / sugerencia en nuestros diseños de estación?

Bus Rapid Transit/ Autobuses de tránsito rápido _____ Metrorail Extension/ Extensión de Metrorail X Connected/ Autonomous/ Conectado / Autónomo _____

Other Comments/ Otros comentarios:

Name / Nombre: Ivette Jimenez

Address / Dirección: 10430 SW 207St

Phone / Teléfono: 305 498 9725

Email / Correo Electrónico: Ivette3jimenez@gmail.com

MIAMI-DADE COUNTY

**Department of Transportation and Public Works (DTPW)**
**South Corridor Rapid Transit Project**
**ALTERNATIVES PUBLIC WORKSHOPS/**
**TALLERES PÚBLICOS DE ALTERNATIVAS**
**COMMENT SHEET / HOJA DE COMENTARIOS**

Please select (using boxes below) which meeting you are attending / *Por favor, seleccione (usando las casillas a continuación) a cuál reunión asistió:*

- ☐ Tuesday, May 22, 2018 / martes 22 de mayo del 2018 / 6:00 p.m. – 8:00 p.m. / Palmetto Golf Course, Community Room / 9300 SW 152nd Street / Miami, FL 33157
- ☐ Wednesday, May 23, 2018 / miércoles 24 de mayo del 2018 / 6:00 p.m. - 8:00 p.m. / City of Florida City, Council Chambers / 404 W Palm Drive / Florida City, FL 33034
- ☒ Thursday, May 24, 2018 / jueves 23 de mayo del 2018 / 6:00 p.m. - 8:00 p.m. / Southland Mall Fountain Area / 20505 S Dixie Highway Cutler Bay, FL 33189

Do you have any preferences/ comments/ suggestions on our Station Designs?
¿Tiene alguna preferencia / comentario / sugerencia en nuestros diseños de estación?

Enclosed Center Platform Design/ Diseño de plataforma central ____
Honeycomb Vault Design/Diseño de bóveda de panal ✓

Do you have any preferences/ comments/ suggestions on the alternatives?
¿Tiene alguna preferencia / comentario / sugerencia en nuestros diseños de estación?

Bus Rapid Transit/ Autobuses de tránsito rápido ____ Metrorail Extension/ Extensión de Metrorail ____ Connected/ Autonomous/ Conectado / Autónomo ____

Other Comments/ Otros comentarios:

Name / Nombre: Albert R Cuff
Address / Dirección: 542 NW 34 Ave
Phone / Teléfono: 305 345 9620
Email / Correo Electrónico: Cadle 82@Hotmail.com

MIAMI-DADE COUNTY

---

**Department of Transportation and Public Works (DTPW)**
**South Corridor Rapid Transit Project**
**ALTERNATIVES PUBLIC WORKSHOPS/**
**TALLERES PÚBLICOS DE ALTERNATIVAS**
**COMMENT SHEET / HOJA DE COMENTARIOS**

Please select (using boxes below) which meeting you are attending / *Por favor, seleccione (usando las casillas a continuación) a cuál reunión asistió:*

- ☐ Tuesday, May 22, 2018 / martes 22 de mayo del 2018 / 6:00 p.m. – 8:00 p.m. / Palmetto Golf Course, Community Room / 9300 SW 152nd Street / Miami, FL 33157
- ☐ Wednesday, May 23, 2018 / miércoles 24 de mayo del 2018 / 6:00 p.m. - 8:00 p.m. / City of Florida City, Council Chambers / 404 W Palm Drive / Florida City, FL 33034
- ☒ Thursday, May 24, 2018 / jueves 23 de mayo del 2018 / 6:00 p.m. - 8:00 p.m. / Southland Mall Fountain Area / 20505 S Dixie Highway Cutler Bay, FL 33189

Do you have any preferences/ comments/ suggestions on our Station Designs?
¿Tiene alguna preferencia / comentario / sugerencia en nuestros diseños de estación?

Enclosed Center Platform Design/ Diseño de plataforma central ____
Honeycomb Vault Design/Diseño de bóveda de panal ✓

Do you have any preferences/ comments/ suggestions on the alternatives?
¿Tiene alguna preferencia / comentario / sugerencia en nuestros diseños de estación?

Bus Rapid Transit/ Autobuses de tránsito rápido ____ Metrorail Extension/ Extensión de Metrorail ✓ Connected/ Autonomous/ Conectado / Autónomo ____

Other Comments/ Otros comentarios:

MORE EFFECTIVE, EASIER ON HANDICAPPED (METRO-RAIL)

Name / Nombre: CHRIS J FERNANDEZ
Address / Dirección: 10341 SW 207 ST 33189
Phone / Teléfono:
Email / Correo Electrónico:

MIAMI-DADE COUNTY

---

**Department of Transportation and Public Works (DTPW)**
**South Corridor Rapid Transit Project**
**ALTERNATIVES PUBLIC WORKSHOPS/**
**TALLERES PÚBLICOS DE ALTERNATIVAS**
**COMMENT SHEET / HOJA DE COMENTARIOS**

Please select (using boxes below) which meeting you are attending / *Por favor, seleccione (usando las casillas a continuación) a cuál reunión asistió:*

- ☐ Tuesday, May 22, 2018 / martes 22 de mayo del 2018 / 6:00 p.m. – 8:00 p.m. / Palmetto Golf Course, Community Room / 9300 SW 152nd Street / Miami, FL 33157
- ☐ Wednesday, May 23, 2018 / miércoles 24 de mayo del 2018 / 6:00 p.m. - 8:00 p.m. / City of Florida City, Council Chambers / 404 W Palm Drive / Florida City, FL 33034
- ☒ Thursday, May 24, 2018 / jueves 23 de mayo del 2018 / 6:00 p.m. - 8:00 p.m. / Southland Mall Fountain Area / 20505 S Dixie Highway Cutler Bay, FL 33189

Do you have any preferences/ comments/ suggestions on our Station Designs?
¿Tiene alguna preferencia / comentario / sugerencia en nuestros diseños de estación?

Enclosed Center Platform Design/ Diseño de plataforma central ____
Honeycomb Vault Design/Diseño de bóveda de panal ✓

Do you have any preferences/ comments/ suggestions on the alternatives?
¿Tiene alguna preferencia / comentario / sugerencia en nuestros diseños de estación?

Bus Rapid Transit/ Autobuses de tránsito rápido ____ Metrorail Extension/ Extensión de Metrorail ✓ Connected/ Autonomous/ Conectado / Autónomo ____

Easier for handicap people

Other Comments/ Otros comentarios:

Name / Nombre: Manuel E. Borda
Address / Dirección: 10420 S.W. 207 Street
Phone / Teléfono: 305 332-1823
Email / Correo Electrónico: yumi14@bellsouth.net

MIAMI-DADE COUNTY

---

**Department of Transportation and Public Works (DTPW)**
**South Corridor Rapid Transit Project**
**ALTERNATIVES PUBLIC WORKSHOPS/**
**TALLERES PÚBLICOS DE ALTERNATIVAS**
**COMMENT SHEET / HOJA DE COMENTARIOS**

Please select (using boxes below) which meeting you are attending / *Por favor, seleccione (usando las casillas a continuación) a cuál reunión asistió:*

- ☐ Tuesday, May 22, 2018 / martes 22 de mayo del 2018 / 6:00 p.m. – 8:00 p.m. / Palmetto Golf Course, Community Room / 9300 SW 152nd Street / Miami, FL 33157
- ☐ Wednesday, May 23, 2018 / miércoles 24 de mayo del 2018 / 6:00 p.m. - 8:00 p.m. / City of Florida City, Council Chambers / 404 W Palm Drive / Florida City, FL 33034
- ☒ Thursday, May 24, 2018 / jueves 23 de mayo del 2018 / 6:00 p.m. - 8:00 p.m. / Southland Mall Fountain Area / 20505 S Dixie Highway Cutler Bay, FL 33189

Do you have any preferences/ comments/ suggestions on our Station Designs?
¿Tiene alguna preferencia / comentario / sugerencia en nuestros diseños de estación?

Enclosed Center Platform Design/ Diseño de plataforma central ____
Honeycomb Vault Design/Diseño de bóveda de panal ____

ORADIN - FASTER SERVICES
E/TRAIN CONNECTION

Do you have any preferences/ comments/ suggestions on the alternatives?
¿Tiene alguna preferencia / comentario / sugerencia en nuestros diseños de estación?

Bus Rapid Transit/ Autobuses de tránsito rápido ____ Metrorail Extension/ Extensión de Metrorail ____ Connected/ Autonomous/ Conectado / Autónomo ____

Other Comments/ Otros comentarios:

Name / Nombre: Luz D Rodriguez
Address / Dirección: 1661 SE 29th Ct
Phone / Teléfono: 786-205-8304
Email / Correo Electrónico: mlrodr18@aol.com

MIAMI-DADE COUNTY

**Department of Transportation and Public Works (DTPW)**
**South Corridor Rapid Transit Project**
**ALTERNATIVES PUBLIC WORKSHOPS/**
**TALLERES PÚBLICOS DE ALTERNATIVAS**

**COMMENT SHEET / HOJA DE COMENTARIOS**

Please select (using boxes below) which meeting you are attending / *Por favor, seleccione (usando las casillas a continuación) a cuál reunión asistió:*

- ☐ Tuesday, May 22, 2018 / martes 22 de mayo del 2018 / 6:00 p.m. – 8:00 p.m. / Palmetto Golf Course, Community Room / 9300 SW 152nd Street / Miami, FL 33157
- ☐ Wednesday, May 23, 2018 / miércoles 24 de mayo del 2018 / 6:00 p.m. - 8:00 p.m. / City of Florida City, Council Chambers / 404 W Palm Drive / Florida City, FL 33034
- ☐ Thursday, May 24, 2018 / jueves 23 de mayo del 2018 / 6:00 p.m. - 8:00 p.m. / Southland Mall Fountain Area / 20505 S Dixie Highway Cutler Bay, FL 33189

Do you have any preferences/ comments/ suggestions on our Station Designs?
¿Tiene alguna preferencia / comentario / sugerencia en nuestros diseños de estación?

Enclosed Center Platform Design/ Diseño de plataforma central _____
Honeycomb Vault Design/Diseño de bóveda de panal _____

Do you have any preferences/ comments/ suggestions on the alternatives?
¿Tiene alguna preferencia / comentario / sugerencia en nuestros diseños de estación?

Bus Rapid Transit/ Autobuses de tránsito rápido _____ Metrorail Extension/ Extensión de Metrorail X Connected/ Autonomous/ Conectado / Autónomo _____

Other Comments/ Otros comentarios:

No even heard of.

MIAMI-DADE COUNTY

Name / Nombre: Deanna Martinez

Address / Dirección: 18331 SW 119 CT

Phone / Teléfono: 305-234-7796

Email / Correo Electrónico: [illegible]

---

**Department of Transportation and Public Works (DTPW)**
**South Corridor Rapid Transit Project**
**ALTERNATIVES PUBLIC WORKSHOPS/**
**TALLERES PÚBLICOS DE ALTERNATIVAS**

**COMMENT SHEET / HOJA DE COMENTARIOS**

Please select (using boxes below) which meeting you are attending / *Por favor, seleccione (usando las casillas a continuación) a cuál reunión asistió:*

- ☐ Tuesday, May 22, 2018 / martes 22 de mayo del 2018 / 6:00 p.m. – 8:00 p.m. / Palmetto Golf Course, Community Room / 9300 SW 152nd Street / Miami, FL 33157
- ☐ Wednesday, May 23, 2018 / miércoles 24 de mayo del 2018 / 6:00 p.m. - 8:00 p.m. / City of Florida City, Council Chambers / 404 W Palm Drive / Florida City, FL 33034
- ☑ Thursday, May 24, 2018 / jueves 23 de mayo del 2018 / 6:00 p.m. - 8:00 p.m. / Southland Mall Fountain Area / 20505 S Dixie Highway Cutler Bay, FL 33189

Do you have any preferences/ comments/ suggestions on our Station Designs?
¿Tiene alguna preferencia / comentario / sugerencia en nuestros diseños de estación?

Enclosed Center Platform Design/ Diseño de plataforma central _____
Honeycomb Vault Design/Diseño de bóveda de panal _____

Train Parking Services

Do you have any preferences/ comments/ suggestions on the alternatives?
¿Tiene alguna preferencia / comentario / sugerencia en nuestros diseños de estación?

✓

Bus Rapid Transit/ Autobuses de tránsito rápido _____ Metrorail Extension/ Extensión de Metrorail _____ Connected/ Autonomous/ Conectado / Autónomo _____

Other Comments/ Otros comentarios:

MIAMI-DADE COUNTY

Name / Nombre: Nesi

Address / Dirección:

Phone / Teléfono:

Email / Correo Electrónico:

---

**Department of Transportation and Public Works (DTPW)**
**South Corridor Rapid Transit Project**
**ALTERNATIVES PUBLIC WORKSHOPS/**
**TALLERES PÚBLICOS DE ALTERNATIVAS**

**COMMENT SHEET / HOJA DE COMENTARIOS**

Please select (using boxes below) which meeting you are attending / *Por favor, seleccione (usando las casillas a continuación) a cuál reunión asistió:*

- ☐ Tuesday, May 22, 2018 / martes 22 de mayo del 2018 / 6:00 p.m. – 8:00 p.m. / Palmetto Golf Course, Community Room / 9300 SW 152nd Street / Miami, FL 33157
- ☐ Wednesday, May 23, 2018 / miércoles 24 de mayo del 2018 / 6:00 p.m. - 8:00 p.m. / City of Florida City, Council Chambers / 404 W Palm Drive / Florida City, FL 33034
- ☑ Thursday, May 24, 2018 / jueves 23 de mayo del 2018 / 6:00 p.m. - 8:00 p.m. / Southland Mall Fountain Area / 20505 S Dixie Highway Cutler Bay, FL 33189

Do you have any preferences/ comments/ suggestions on our Station Designs?
¿Tiene alguna preferencia / comentario / sugerencia en nuestros diseños de estación?

Enclosed Center Platform Design/ Diseño de plataforma central _____
Honeycomb Vault Design/Diseño de bóveda de panal _____

Elimate traffic limits since #35 stop running.

Do you have any preferences/ comments/ suggestions on the alternatives?
¿Tiene alguna preferencia / comentario / sugerencia en nuestros diseños de estación?

Bus Rapid Transit/ Autobuses de tránsito rápido ___ Metrorail Extension/ Extensión de Metrorail ___ Connected/ Autonomous/ Conectado / Autónomo _____

Other Comments/ Otros comentarios:

MIAMI-DADE COUNTY

Name / Nombre: Lorraine Russ

Address / Dirección: 10290 SW 173 Terr

Phone / Teléfono: 786-712-8941

Email / Correo Electrónico: larusse@gmail.com

---

**Department of Transportation and Public Works (DTPW)**
**South Corridor Rapid Transit Project**
**ALTERNATIVES PUBLIC WORKSHOPS/**
**TALLERES PÚBLICOS DE ALTERNATIVAS**

**COMMENT SHEET / HOJA DE COMENTARIOS**

Please select (using boxes below) which meeting you are attending / *Por favor, seleccione (usando las casillas a continuación) a cuál reunión asistió:*

- ☐ Tuesday, May 22, 2018 / martes 22 de mayo del 2018 / 6:00 p.m. – 8:00 p.m. / Palmetto Golf Course, Community Room / 9300 SW 152nd Street / Miami, FL 33157
- ☐ Wednesday, May 23, 2018 / miércoles 24 de mayo del 2018 / 6:00 p.m. - 8:00 p.m. / City of Florida City, Council Chambers / 404 W Palm Drive / Florida City, FL 33034
- ☑ Thursday, May 24, 2018 / jueves 23 de mayo del 2018 / 6:00 p.m. - 8:00 p.m. / Southland Mall Fountain Area / 20505 S Dixie Highway Cutler Bay, FL 33189

Do you have any preferences/ comments/ suggestions on our Station Designs?
¿Tiene alguna preferencia / comentario / sugerencia en nuestros diseños de estación?

Enclosed Center Platform Design/ Diseño de plataforma central _____
Honeycomb Vault Design/Diseño de bóveda de panal _____

Do you have any preferences/ comments/ suggestions on the alternatives?
¿Tiene alguna preferencia / comentario / sugerencia en nuestros diseños de estación?

Bus Rapid Transit/ Autobuses de tránsito rápido ✓ Metrorail Extension/ Extensión de Metrorail ✓ Connected/ Autonomous/ Conectado / Autónomo ✓

Other Comments/ Otros comentarios:

Why talk about new things when older things are always out of service, Why Service Cutback now?

MIAMI-DADE COUNTY

Name / Nombre: Frederic C Peel

Address / Dirección: [illegible] S Dixie Hwy Suwanee FL 33143

Phone / Teléfono: 305 495 9652

Email / Correo Electrónico: _____

**Department of Transportation and Public Works (DTPW)**
**South Corridor Rapid Transit Project**
**ALTERNATIVES PUBLIC WORKSHOPS/**
**TALLERES PÚBLICOS DE ALTERNATIVAS**

## COMMENT SHEET / HOJA DE COMENTARIOS

Please select (using boxes below) which meeting you are attending / *Por favor, seleccione (usando las casillas a continuación) a cuál reunión asistió:*

- [ ] **Tuesday, May 22, 2018**
  martes 22 de mayo del 2018
  **6:00 p.m. – 8:00 p.m.**
  **Palmetto Golf Course, Community Room**
  **9300 SW 152nd Street**
  **Miami, FL 33157**
- [ ] **Wednesday, May 23, 2018**
  miércoles 24 de mayo del 2018
  **6:00 p.m. - 8:00 p.m.**
  **City of Florida City, Council Chambers**
  **404 W Palm Drive**
  **Florida City, FL 33034**
- [x] **Thursday, May 24, 2018**
  jueves 23 de mayo del 2018
  **6:00 p.m. - 8:00 p.m.**
  **Southland Mall Fountain Area**
  **20505 S Dixie Highway Cutler Bay, FL 33189**

**Do you have any preferences/ comments/ suggestions on our Station Designs?**
**¿Tiene alguna preferencia / comentario / sugerencia en nuestros diseños de estación?**

**Enclosed Center Platform Design/ Diseño de plataforma central** _____
**Honeycomb Vault Design/Diseño de bóveda de panal** ✓

**Do you have any preferences/ comments/ suggestions on the alternatives?**
**¿Tiene alguna preferencia / comentario / sugerencia en nuestros diseños de estación?**

**Bus Rapid Transit/ Autobuses de tránsito rápido**_____ **Metrorail Extension/ Extensión de Metrorail** ✓ **Connected/ Autonomous/ Conectado / Autónomo** _____

I would be very much in favor of Metrorail extension, with an I-sit ride to work considering so trains are much larger, and based on very crowded with people, even at SAM

**Other Comments/ Otros comentarios:**

**Name / Nombre:** Alexander Rios
**Address / Dirección:** 27004 SW 138 Ct. Homestead FL 33032
**Phone / Teléfono:** 786-597-8423
**Email / Correo Electrónico:** Redshirt434@Gmail.com

MIAMI-DADE COUNTY

# Alternatives Public Workshops Comment Cards Survey Results

| | |  |  | |
|---|---|---|---|---|
| 1 | **Do you have preferences/comments suggestions on our Station Designs ?** | Enclosed Center Platform Design | Honeycomb Vault Design | No Response |
| Palmetto Bay Golf Course (05-22-18) | | *6* | *7* | *9* |
| | | ***27%*** | ***32%*** | ***41%*** |
| Florida City Council Chamber (05-23-18) | | 4 | 5 | 1 |
| | | **40%** | **50%** | **10%** |
| Southland Mall (05-24-18) | | 7 | 16 | 26 |
| | | **14%** | **33%** | **53%** |
| **Total Results** | | 17 | 28 | 36 |
| | | **21%** | **35%** | ***44%*** |

| | |  |  |  | |
|---|---|---|---|---|---|
| 2 | **Do you have preferences/comments suggestions on alternatives ?** | Bus Rapid Transit Service (BRT) | Heavy Rail Transit (HRT) / Metrorail | Connected Autonomous Vehicles (CAV) | No Response |
| Palmetto Bay Golf Course (05-22-18) | | 8 | 7 | 0 | 6 |
| | | **38%** | **33%** | **0%** | **29%** |
| Florida City Council Chamber (05-23-18) | | 4 | 4 | 1 | 1 |
| | | **40%** | **40%** | **10%** | **10%** |
| Southland Mall (05-24-18) | | 11 | 30 | 0 | 3 |
| | | **25%** | **68%** | **0%** | **7%** |
| **Total Results** | | 23 | 41 | 1 | 10 |
| | | **31%** | **55%** | **1%** | **13%** |

# Project Advisory Group

# Project Advisory Group Members

## South Corridor Rapid Transit Project

## Project Advisory Group Members

| Name | Representing |
|---|---|
| Barry White | Resident |
| Curtis Lawrence | Redland Community Council |
| Daniel Yglesias | Citizens Transportation Advisory Committee (CTAC), Representative |
| David Singer | Village of Palmetto Bay, Councilmember |
| Dr. Jeanne Jacob | Miami Dade College- Homestead Campus, President |
| Ed Silva | Village of Palmetto Bay, Manager |
| Hal Feldman | Palmetto Bay Business Association, Chairman |
| James McDonald | Village of Pinecrest, Councilmember |
| Johnny Farias | Councilman, District 15 |
| Keith Kulynych | Resident |
| Ken Forbes | District 9 Appointee |
| Linda Taylor | Richmond Heights Alliance, Inc., Representative |
| Melisa Floyd | Resident |
| Mickey McGuire | Executive Director Seminole Theater |
| Paul Schweip | Citizen's Independent Transportation Trust |
| Rene Infante | Redland Village Market, President |
| Richard Stauts | Florida City Community Redevelopment Agency (CRA), Director |
| Stefano Fanfani | Old Cutler Glen Homeowners Association |
| Stephen Zarzecki | Concerned Citizens of Cutler Bay, President |
| Suzanne Bonner | Village of Palmetto Bay, Resident |
| Yunior Santana | Town of Cutler Bay, Resident |

MIAMI-DADE COUNTY

# Department of Transportation and Public Works (DTPW)

# PROJECT ADVISORY GROUP MEETING #1

**OCTOBER 2ND , 2017**




SOUTH CORRIDOR www.miamismartplan.com #MiamiSMARTPlan

# Meeting Overview

- Miami-Dade County SMART Plan
- South Corridor
  - PD&E (DTPW)
  - Land Use (TPO)
- Project History and Timeline
- Study Elements
- Project Scope and Purpose
- Study Objectives: Evaluate Transit Alternatives
- Public Engagement
- Selecting the Locally Preferred Alternative
- Project Schedule

#MiamiSMARTPlan www.miamismartplan.com MIAMI-DADE COUNTY

# Miami-Dade County SMART Plan

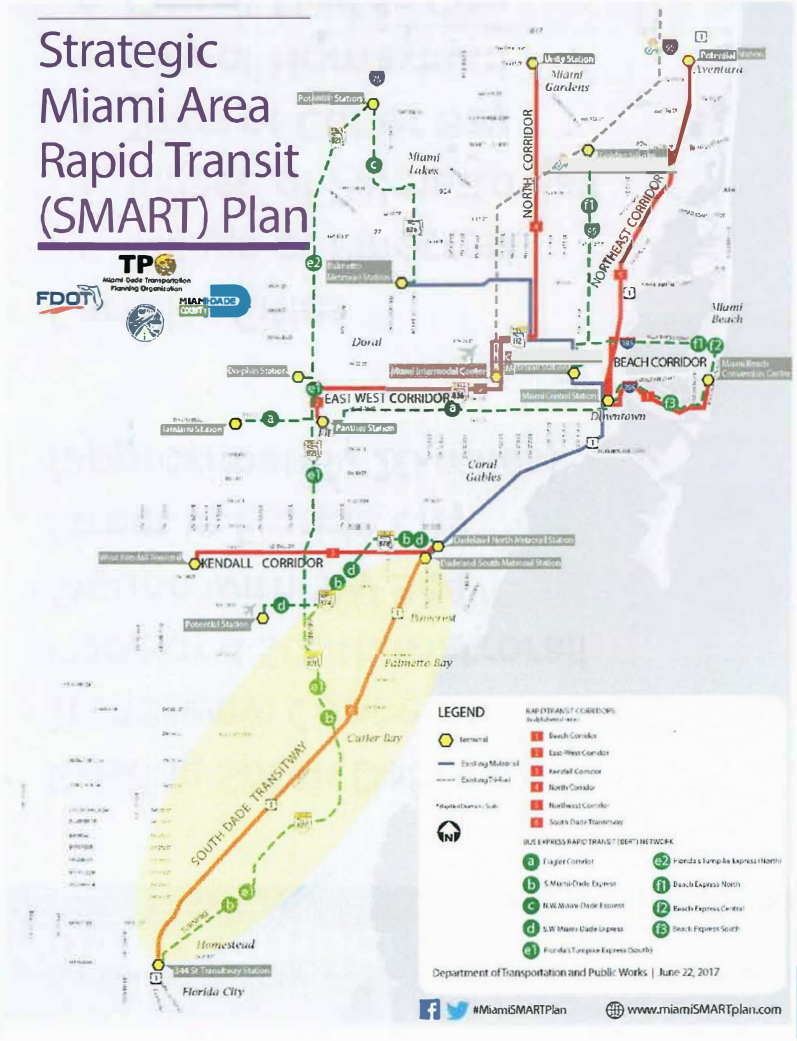


## Six Corridors:

- Beach Corridor
- East-West Corridor
- Kendall Corridor
- North Corridor
- Northeast Corridor
- **South Corridor**

MIAMI-DADE COUNTY

# South Corridor - Description

- Existing South Dade Transitway: Connects Dadeland South Metrorail Station with SW 344th Street in Florida City (approximately 20 miles)

- Corridor Cities
  - Village of Pinecrest
  - Village of Palmetto Bay
  - Town of Cutler Bay
  - City of Homestead
  - City of Florida City

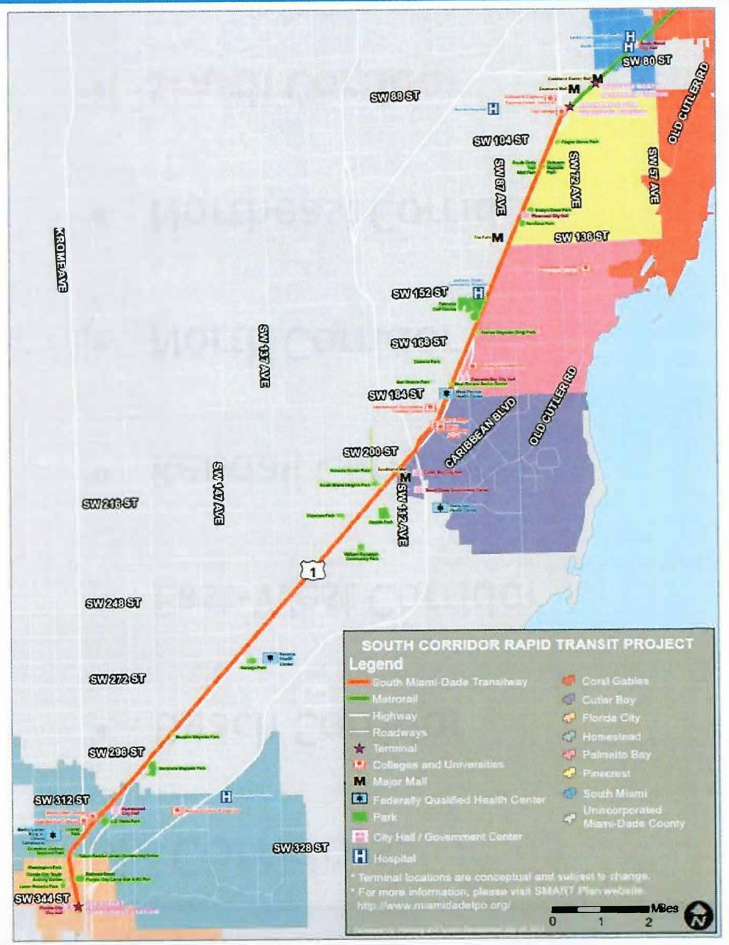


#MiamiSMARTPlan www.miamismartplan.com

MIAMI-DADE COUNTY

# Project History & Timeline

2003
TOD Master Plans for Exclusive T-Way Corridors Study

2007
South Dade Managed Lanes

2016
South Link Study Update

**2000** **2005** **2010** **2015**

2006
South Link Study / AA Report

2013
US 1 Express Lanes PD&E Study

2017
South Corridor Rapid Transit Project commences

#MiamiSMARTPlan www.miamismartplan.com

MIAMI-DADE COUNTY

# Study Elements



**Public Involvement**

Continuous outreach and coordination with community and stakeholders



**Data Collection**

Review of existing conditions



**Engineering Analysis**

Develop and evaluate alternatives that meet the goals of the project



**Environmental Evaluations**

Identify potential impacts to social, natural, and physical environments

#MiamiSMARTPlan www.miamismartplan.com

MIAMI-DADE COUNTY

# Project Scope and Purpose

## Project Scope

- Document Existing Conditions
- Develop Transit Mode Alternatives using Existing Transitway Alignment
- Station Locations and Transit Terminals
- Multimodal Connections

## Project Purpose

- Improve Mobility
- Promote Connectivity
- Enhance Accessibility
- Stimulate Economic Development

#MiamiSMARTPlan www.miamismartplan.com

MIAMI-DADE COUNTY

# Study Objectives: Evaluate Transit Alternatives

- At-Grade Metrorail Extension
- At-Grade Rapid Transit Service (RTS) using the existing Transitway
- At-Grade Light Rail Transit
- Connected and Autonomous Vehicle (CAV) alternative

All alternatives will consider grade separations at major intersections



#MiamiSMARTPlan www.miamismartplan.com

MIAMI-DADE COUNTY

# Public Engagement

- Elected Officials and Agency Kick-Off Meeting
- Public Kick-Off Meeting
  - Outreach
    - Property Owner Notices
    - Advertisements (Miami Herald and El Nuevo Herald)
    - Meeting Notice Distribution
      - Metrorail Station
      - Park-and-Ride Lots
      - Public Facilities (18 locations)
- DTPW Social Media and Municipal Networks
- Unscheduled Meetings
- Fact Sheets (English and Spanish)
- Corridor Workshops - Fall 2017
- Project Website: www.miamismartplan.com

#MiamiSMARTPlan

#MiamiSMARTPlan www.miamismartplan.com

MIAMI-DADE COUNTY

# Selecting the Locally Preferred Alternative (LPA)



## Purpose and Need

- Identify the need for transit investment
- Determine project goals and objectives
- Define evaluation criteria

## Tier 1 Definition and Evaluation: Qualitative

- Identify the universe of alternatives
- Qualitative evaluation to determine feasibility

## Tier 2 Definition and Evaluation: Quantitative

- Define the remaining alternatives in detail:
  - Develop operating plan
  - Generate ridership forecast
  - Estimate capital and O&M costs
- Evaluate the alternatives in detail

## Selection of Locally Preferred Alternative (LPA)

#MiamiSMARTPlan www.miamismartplan.com

MIAMI-DADE COUNTY

# Project Schedule

We are here!

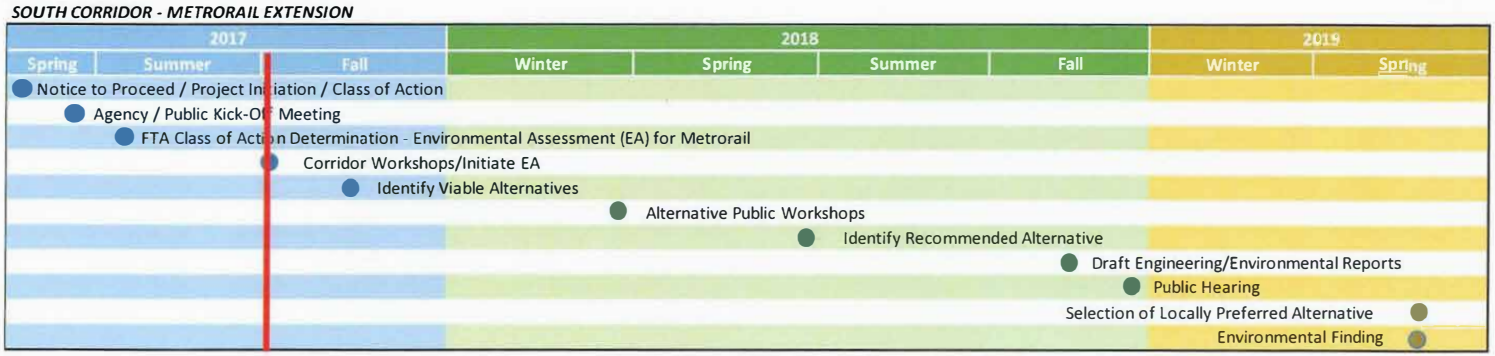


#MiamiSMARTPlan www.miamismartplan.com

MIAMI-DADE COUNTY

MIAMI-DADE COUNTY

# Department of Transportation and Public Works (DTPW)

# *PROJECT ADVISORY GROUP MEETING #2*

January 30, 2018

SOUTH CORRIDOR www.miamismartplan.com #MiamiSMARTPlan

# Agenda

I. Welcome & Introductions

II. PAG Roles and Responsibilities

III. Workshop Results

IV. Project Purpose and Need

V. Preliminary Traffic Analysis

VI. Preliminary Travel Time Analysis

VIII. Preliminary Benefits Cost Analysis

IX. Next Steps

X. Meeting Summary and Wrap-up

# Roles and Responsibilities

## PAG Purpose

- Provide a broad set of perspectives on the project;
- Make recommendations that assist DTPW in building project consensus and community awareness;
- Identify potential community issues
- Attend four (4) PAG meetings to address specific study topics and offer input on public meeting content;
- Review and offer input on the final recommendations.

## PAG Membership (up to 20 representatives)

- Municipalities
- Business owners and/or property managers
- Business association and/or organizations
- Community associations and/or organizations
- Property owners/homeowner associations
- Educational facilities
- Economic development organizations

# Roles and Responsibilities cont.

## PAG Rules of Decorum

- Follow the meeting agenda
- Maintain balanced input to allow opportunities for all to participate; Identify potential community issues
- Listen carefully and ask questions to allow for informed input and educated decisions;
- Express individual opinions and be respectful of other PAG members and the project team
- Maintain focus on goals/objectives of the group and the South Corridor Rapid Transit Project
- Review and comment on work products in a timely manner;
- Include the DTPW and consultant Project Managers on emails and any other means of correspondence between PAG members.

# Corridor Workshop Results

## End of Station Questions

1. Land Use Question
   - Overall Results
     - 31 – 29 % in favor of 3 – 4 stories and 6 – 8 stories
2. Alternative Mode Question
   - Overall Results
     - 40 % in favor of Rapid Transit Service (RTS)
     - 53 % in favor of some form of rail transit (HRT & LRT)






| 1 | Which land use type along the corridor ? | 1 - 2 Stories | 3 - 4 Stories | 6 - 8 Stories | 20 + Stories |
|---|---|---|---|---|---|
| The Falls (10-23-17) | | 6 | 6 | 2 | 2 |
| | | 38% | 38% | 13% | 13% |
| Southland Mall (10-25-17) | | 15 | 21 | 18 | 7 |
| | | 25% | 34% | 30% | 11% |
| MDC Homestead Campus (12-12-17) | | 2 | 2 | 8 | 6 |
| | | 11% | 11% | 44% | 33% |
| Public Engagement Total Results | | 23 | 29 | 28 | 15 |
| | | 24% | 31% | 29% | 16% |
| PAG Meeting #1 (10-04-17) | | 0 | 4 | 7 | 1 |
| | | 0% | 33% | 58% | 8% |






| 2 | Which mode alternative do you prefer ? | Rapid Transit Service (RTS) | Light Rail Transit (LRT) | Heavy Rail Transit (HRT) / Metrorail | Connected Autonomous Vehicles (CAV) |
|---|---|---|---|---|---|
| The Falls (10-23-17) | | 6 | 7 | 5 | 2 |
| | | 30% | 35% | 25% | 10% |
| Southland Mall (10-25-17) | | 28 | 15 | 15 | 2 |
| | | 47% | 25% | 25% | 3% |
| MDC Homestead Campus (12-12-17) | | 11 | 13 | 5 | 3 |
| | | 34% | 41% | 16% | 9% |
| Public Engagement Total Results | | 45 | 35 | 25 | 7 |
| | | 40% | 31% | 22% | 6% |
| PAG Meeting #1 (10-04-17) | | 3 | 0 | 7 | 1 |
| | | 27% | 0% | 64% | 9% |

# Corridor Workshop Results cont.

## Wrap up Survey

| 1. Speed and frequency of service (One hour to Downtown Miami from Homestead) | 1-Not Important | 2-Semi Important | 3-Important | 4-Very Important | 5-Most Important |
|---|---|---|---|---|---|
| The Falls (10-23-17) | 0 | 2 | 1 | 2 | 26 |
| | 0% | 6% | 3% | 6% | 84% |
| Southland Mall (10-25-17) | 1 | 0 | 4 | 4 | 65 |
| | 1% | 0% | 5% | 5% | 88% |
| MDC Homestead Campus (12-12-17) | 0 | 1 | 0 | 2 | 23 |
| | 0% | 4% | 0% | 8% | 88% |
| Public Engagement Total Results | 1 | 3 | 5 | 8 | 114 |
| | 1% | 2% | 4% | 6% | 87% |
| PAG Meeting #1 (10-04-17) | 0 | 1 | 1 | 4 | 6 |
| | 0% | 8% | 8% | 33% | 50% |

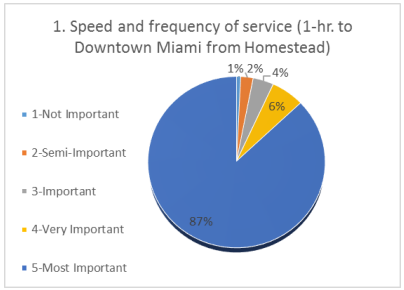


| 2. Avoiding noise and vibration impacts | 1-Not Important | 2-Semi Important | 3-Important | 4-Very Important | 5-Most Important |
|---|---|---|---|---|---|
| The Falls (10-23-17) | 1 | 3 | 6 | 5 | 19 |
| | 3% | 9% | 18% | 15% | 56% |
| Southland Mall (10-25-17) | 2 | 6 | 13 | 18 | 34 |
| | 3% | 8% | 18% | 25% | 47% |
| MDC Homestead Campus (12-12-17) | 1 | 2 | 5 | 11 | 7 |
| | 4% | 8% | 19% | 42% | 27% |
| Public Engagement Total Results | 4 | 11 | 24 | 34 | 60 |
| | 3% | 8% | 18% | 26% | 45% |
| PAG Meeting #1 (10-04-17) | 0 | 3 | 4 | 2 | 3 |
| | 0% | 25% | 33% | 17% | 25% |

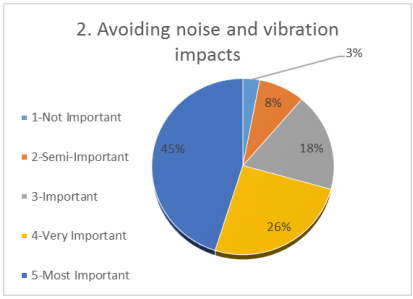

# Corridor Workshop Results cont.

## Wrap up Survey

| 3. Comfortable and smooth ride | 1-Not Important | 2-Semi Important | 3-Important | 4-Very Important | 5-Most Important |
|---|---|---|---|---|---|
| The Falls (10-23-17) | 0 | 2 | 2 | 8 | 19 |
| | 0% | 6% | 6% | 26% | 61% |
| Southland Mall (10-25-17) | 0 | 2 | 3 | 23 | 46 |
| | 0% | 3% | 4% | 31% | 62% |
| MDC Homestead Campus (12-12-17) | 0 | 1 | 1 | 13 | 11 |
| | 0% | 4% | 4% | 50% | 42% |
| Public Engagement Total Results | 0 | 5 | 6 | 44 | 76 |
| | 0% | 4% | 5% | 34% | 58% |
| PAG Meeting #1 (10-04-17) | 0 | 3 | 4 | 2 | 3 |
| | 0% | 25% | 33% | 17% | 25% |

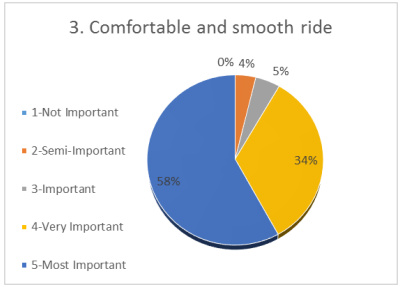


| 4. Attractive station amenities (seating, air conditioning, informational kiosks, real-time vehicle arrival signs, covered walkways) | 1-Not Important | 2-Semi Important | 3-Important | 4-Very Important | 5-Most Important |
|---|---|---|---|---|---|
| The Falls (10-23-17) | 0 | 1 | 5 | 8 | 17 |
| | 0% | 3% | 16% | 26% | 55% |
| Southland Mall (10-25-17) | 0 | 1 | 7 | 20 | 47 |
| | 0% | 1% | 9% | 27% | 63% |
| MDC Homestead Campus (12-12-17) | 0 | 2 | 3 | 12 | 9 |
| | 0% | 8% | 12% | 46% | 35% |
| Public Engagement Total Results | 0 | 4 | 15 | 40 | 73 |
| | 0% | 3% | 11% | 30% | 55% |
| PAG Meeting #1 (10-04-17) | 0 | 1 | 2 | 5 | 4 |
| | 0% | 8% | 17% | 42% | 33% |

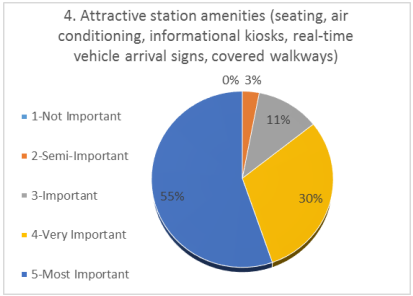

# Corridor Workshop Results cont.

## Wrap up Survey

| 5. Convenient park-and-ride opportunities | 1-Not Important | 2-Semi Important | 3-Important | 4-Very Important | 5-Most Important |
|---|---|---|---|---|---|
| The Falls (10-23-17) | 2 | 0 | 3 | 5 | 22 |
| | 6% | 0% | 9% | 16% | 69% |
| Southland Mall (10-25-17) | 4 | 1 | 1 | 15 | 53 |
| | 5% | 1% | 1% | 20% | 72% |
| MDC Homestead Campus (12-12-17) | 1 | 1 | 1 | 9 | 14 |
| | 4% | 4% | 4% | 35% | 54% |
| Public Engagement Total Results | 7 | 2 | 5 | 29 | 89 |
| | 5% | 2% | 4% | 22% | 67% |
| PAG Meeting #1 (10-04-17) | 0 | 0 | 1 | 3 | 8 |
| | 0% | 0% | 8% | 25% | 67% |

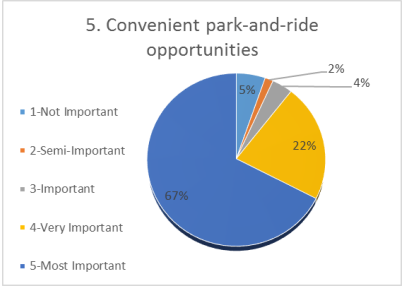


| 6. No transfer at Dadeland South (One seat ride) | 1-Not Important | 2-Semi Important | 3-Important | 4-Very Important | 5-Most Important |
|---|---|---|---|---|---|
| The Falls (10-23-17) | 3 | 1 | 2 | 11 | 15 |
| | 9% | 3% | 6% | 34% | 47% |
| Southland Mall (10-25-17) | 4 | 1 | 15 | 12 | 42 |
| | 5% | 1% | 20% | 16% | 57% |
| MDC Homestead Campus (12-12-17) | 2 | 2 | 6 | 6 | 9 |
| | 8% | 8% | 24% | 24% | 36% |
| Public Engagement Total Results | 9 | 4 | 23 | 29 | 66 |
| | 7% | 3% | 18% | 22% | 50% |
| PAG Meeting #1 (10-04-17) | 0 | 0 | 1 | 3 | 8 |
| | 0% | 0% | 8% | 25% | 67% |

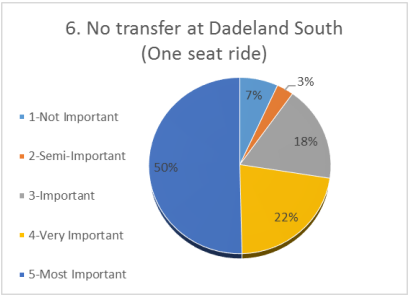

# Corridor Workshop Results cont.

## Wrap up Survey

| 7. Access to local attractions, schools, malls, parks and recreation | 1-Not Important | 2-Semi Important | 3-Important | 4-Very Important | 5-Most Important |
|---|---|---|---|---|---|
| The Falls (10-23-17) | 2 | 0 | 1 | 10 | 19 |
| | 6% | 0% | 3% | 31% | 59% |
| Southland Mall (10-25-17) | 1 | 0 | 7 | 16 | 50 |
| | 1% | 0% | 9% | 22% | 68% |
| MDC Homestead Campus (12-12-17) | 2 | 0 | 1 | 6 | 17 |
| | 8% | 0% | 4% | 23% | 65% |
| Public Engagement Total Results | 5 | 0 | 9 | 32 | 86 |
| | 4% | 0% | 7% | 24% | 65% |
| PAG Meeting #1 (10-04-17) | 0 | 2 | 0 | 5 | 5 |
| | 0% | 17% | 0% | 42% | 42% |

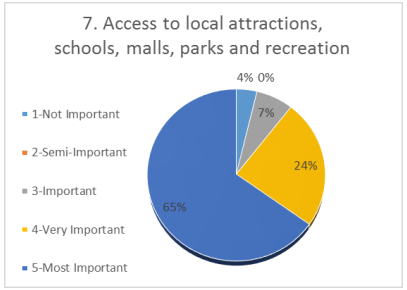


| 8. Avoid making traffic worse on US-1 and cross streets (136th ST 152nd ST etc.) | 1-Not Important | 2-Semi Important | 3-Important | 4-Very Important | 5-Most Important |
|---|---|---|---|---|---|
| The Falls (10-23-17) | 1 | 1 | 1 | 1 | 29 |
| | 3% | 3% | 3% | 3% | 88% |
| Southland Mall (10-25-17) | 0 | 0 | 1 | 6 | 67 |
| | 0% | 0% | 1% | 8% | 91% |
| MDC Homestead Campus (12-12-17) | 0 | 0 | 1 | 3 | 22 |
| | 0% | 0% | 4% | 12% | 85% |
| Public Engagement Total Results | 1 | 1 | 3 | 10 | 118 |
| | 1% | 1% | 2% | 8% | 89% |
| PAG Meeting #1 (10-04-17) | 0 | 0 | 1 | 3 | 8 |
| | 0% | 0% | 8% | 25% | 67% |

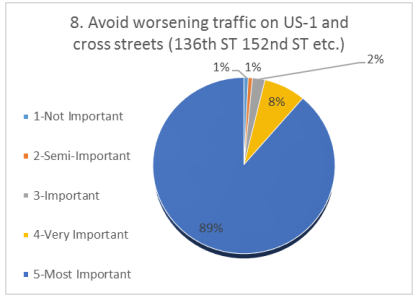

# Project Purpose and Need

| Initial Project Goals | Initial Project Objectives |
|---|---|
| **Maximize Mobility to Improve Corridor Carrying Capacity and Regional Service Enhancements** | • Enhance regional mobility choices by offering alternate transportation option with competitive travel times<br>• Enhance transit service and better connections with existing regional transit system<br>• Provide better transit access to major activity centers, including but not limited to transit centers, educational facilities, hospitals, major malls, recreational attractions, and major employment centers<br>• Provide safe, multi-modal access to the transit system<br>• Reduce the growth in automobile trips |
| **Enhance connectivity with local and other regional transit systems that improves transportation efficiency** | • Maximize the use of existing transportation corridors and infrastructure<br>• Provide a transportation improvement that is cost efficient<br>• Increase regional transit trips<br>• Develop transit infrastructure improvements that will facilitate transit usage<br>• Ability to implement enhanced transit stations<br>• Support multi-modal connectivity |
| **Realize economic opportunities within the project corridor through Transit-Oriented Development** | • Promote Transit-Oriented Development<br>• Maximize economic benefits<br>• Increase amount of affordable housing in the corridor |
| **Contribute to regional equity, sustainability and quality of life** | • Preserve and enhance the built environment<br>• Preserve and enhance the natural environment |
| **Develop and select an implementable and community-supported project** | • Work within funding constraints to meet community objectives and maximize transit benefits in the corridor |

# Preliminary Traffic Analysis

## Initial Traffic Analysis

- 136th Street and the Transitway/US 1
- 152nd Street and the Transitway/US 1

## Methodology

- SYNCHRO capacity analysis
- Headway – one transit vehicle every 3 minutes

## Findings:

- **75% of corridor traffic is along US1**
- **Introduction of Transit Preemption will increase delay by 5-10 seconds per vehicle at each intersection**
- **Full VISSIM analysis is needed to verify findings at all locations**

# Preliminary Travel Time Analysis

## Length of Corridor

- 20 Miles from Dadeland South to SW 344th Street

## Existing Transit Travel times

- 60 - 65 minutes

## Future Target Travel

- Approximately 40 - 45 minutes with a 60 minute target to Downtown Miami
- Approximately 60 - 65 minutes from SW 344th St to Downtown Miami

## Transitway Operations

- Local service will be maintained for RTS alternative (31 stations)
- 14 stations identified for Rail and RTS
    - Operations
        - Metrorail/Heavy Rail Transit and RTS: 3 minute peak/5 minute off-peak headway (SW 344th St to Dadeland South)
        - Metrorail/Heavy Rail Transit: 9 minute headway (one-seat ride) to Downtown
        - Zonal Express service considered (South, Central, North)

# Potential Station Locations

- Dadeland South (existing Metrorail Station)
- SW 104th St.
- *SW 112th St. - optional station*
- SW 136th St. (Howard Dr. / The Falls Mall)
- SW152nd St. (Richmond Dr.)
- SW 168th St.
- *West Perrine/Franjo Triangle - optional station*
- SW 184th St. (Eureka Dr.)
- Marlin Road
- SW 200th St. (Caribbean Blvd.)
- SW 112th Ave. (Target)
- *SW 224th St. / Miami Ave. - optional station*
- SW 244th St.
- *SW 260th St. - optional station*
- SW 264 St. (Bauer Dr.)
- SW 296th St.
- *NE 15th St. - optional station*
- SW 312th St.
- NE 2nd St. (Homestead City Hall)
- SW 344th St.

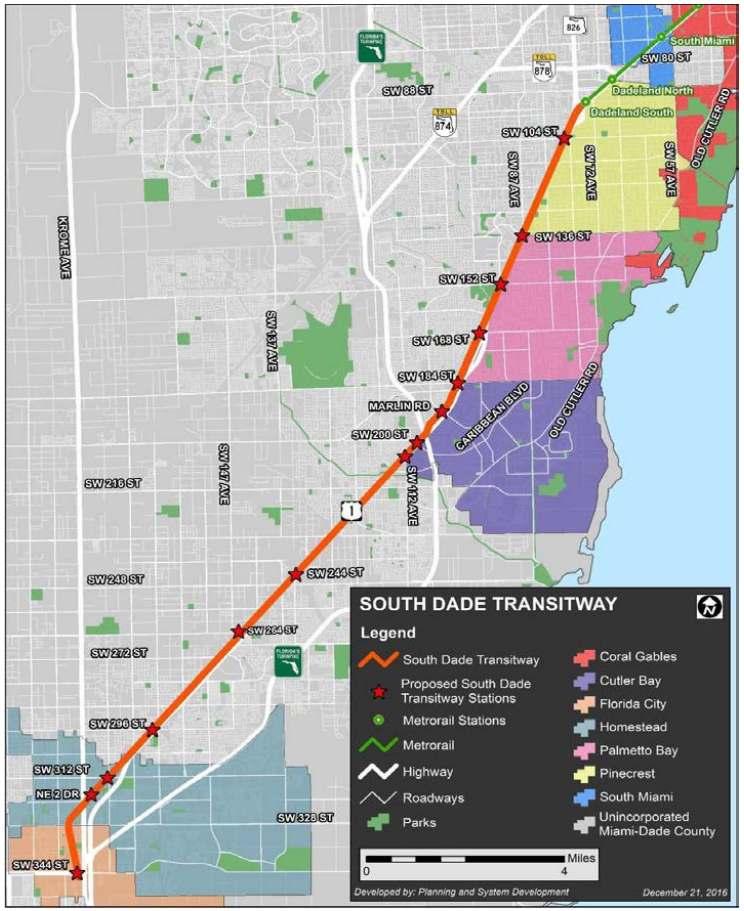

# Preliminary Benefit Cost Analysis

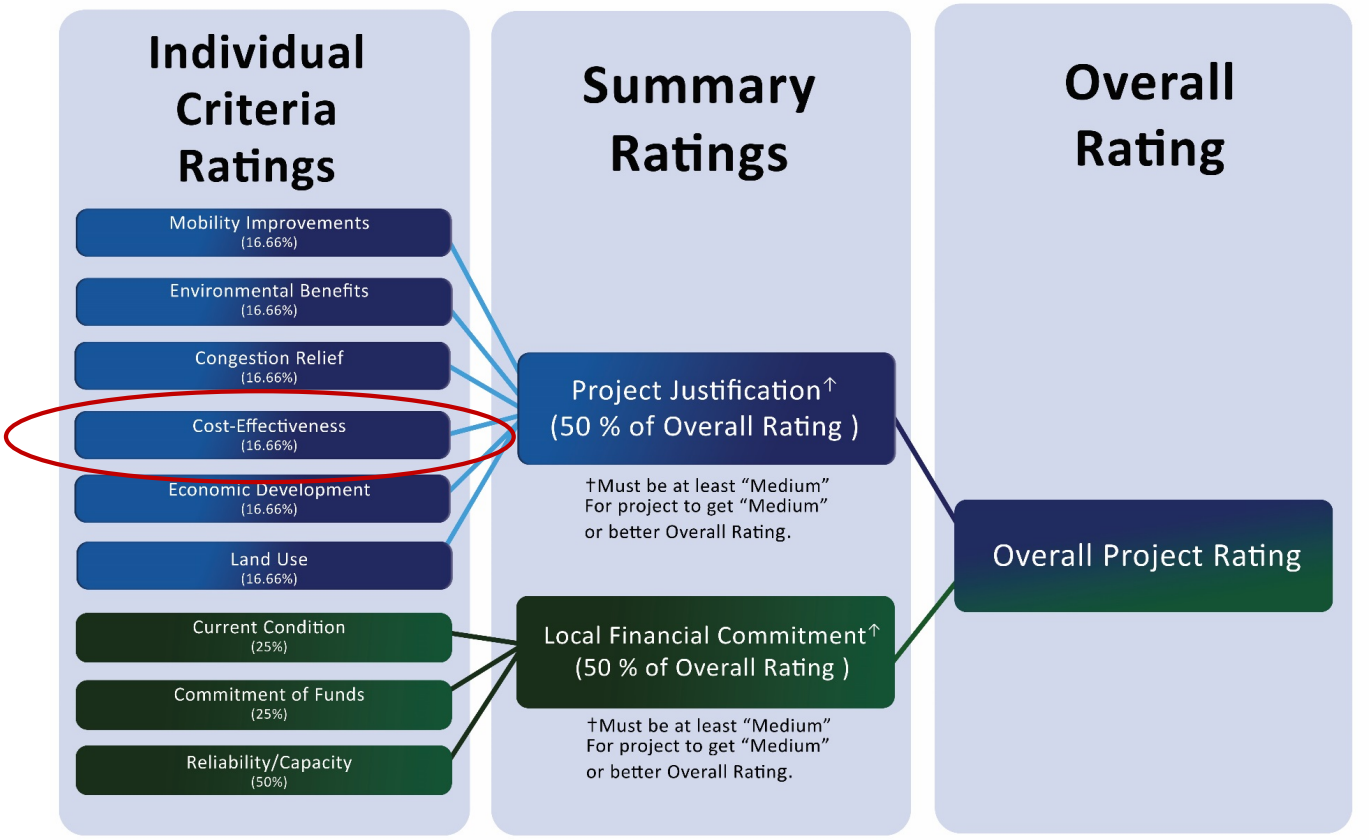

# Preliminary Benefit Cost Analysis cont.

- ***Cost Effectiveness (criteria for this is a maximum of $9.99 per rider to achieve a medium rating)***

| RIDERSHIP (per day) | CAPITAL COST RANGE (millions) | | | | |
|---|---|---|---|---|---|
| | $250 | $500 | $1,000 | $2,000 | $3,000 |
| *16,000* | $5.90 | $20.14 | $23.61 | $29.51 | $36.46 |
| 24,000 | $3.94 | $13.43 | $15.05 | $19.68 | $24.31 |
| 32,000 | $2.95 | $10.07 | $11.28 | $14.76 | $18.23 |
| 35,000 | $2.70 | $9.21 | $10.32 | $13.49 | $16.67 |
| 40,000 | $2.36 | $8.06 | $9.03 | $11.81 | $14.58 |
| 50,000 | $1.89 | $6.44 | $7.22 | $9.44 | $11.67 |
| 58,500 | $1.61 | $5.51 | $6.17 | $8.07 | $9.97 |
| 75,000 | $1.26 | $4.30 | $4.81 | $6.30 | $7.78 |
| 100,000 | $0.94 | $3.22 | $3.61 | $4.72 | $5.83 |

| COST EFFECTIVE | RATINGS LEGEND | | THRESHOLD | |
|---|---|---|---|---|
| **√ - Yes** | **High** | | **<** | **$ 4.00** |
| **√ - Yes** | **Medium High** | | **$ 4.00** | **$ 5.99** |
| **√ - Yes** | **Medium** | | **$ 6.00** | **$ 9.99** |
| X - No | Medium Low | | $ 10.00 | $ 14.99 |
| X - No | Low | | > | $ 15.00 |

- Costs are based on Capital plus O&M prorated over 30 years
- Ridership assumes an annualization factor of 300
- Operations and Maintenance (O&M) BRT/RTS assumes $20 million per year/Rail $80 million per year
- Existing 23 mile rail system today costs ~$97 million/year per 2017 TDD (NTD)

- Demonstration of FTA Cost effectiveness analysis

# Next Steps

1. **Tier 2 Analysis**
   - **Based on Tier 1 analysis Light Rail Transit will not be carried forward.**

2. **Environmental Assessment or Environmental Impact Statement (if a rail mode is selected to move forward)**

3. **Cost Refinement**

4. **Ridership Estimation**

# Meeting Summary and Wrap-up

# Next PAG Meeting

**April/May, 2018**

# Preliminary Benefit Cost Analysis cont.

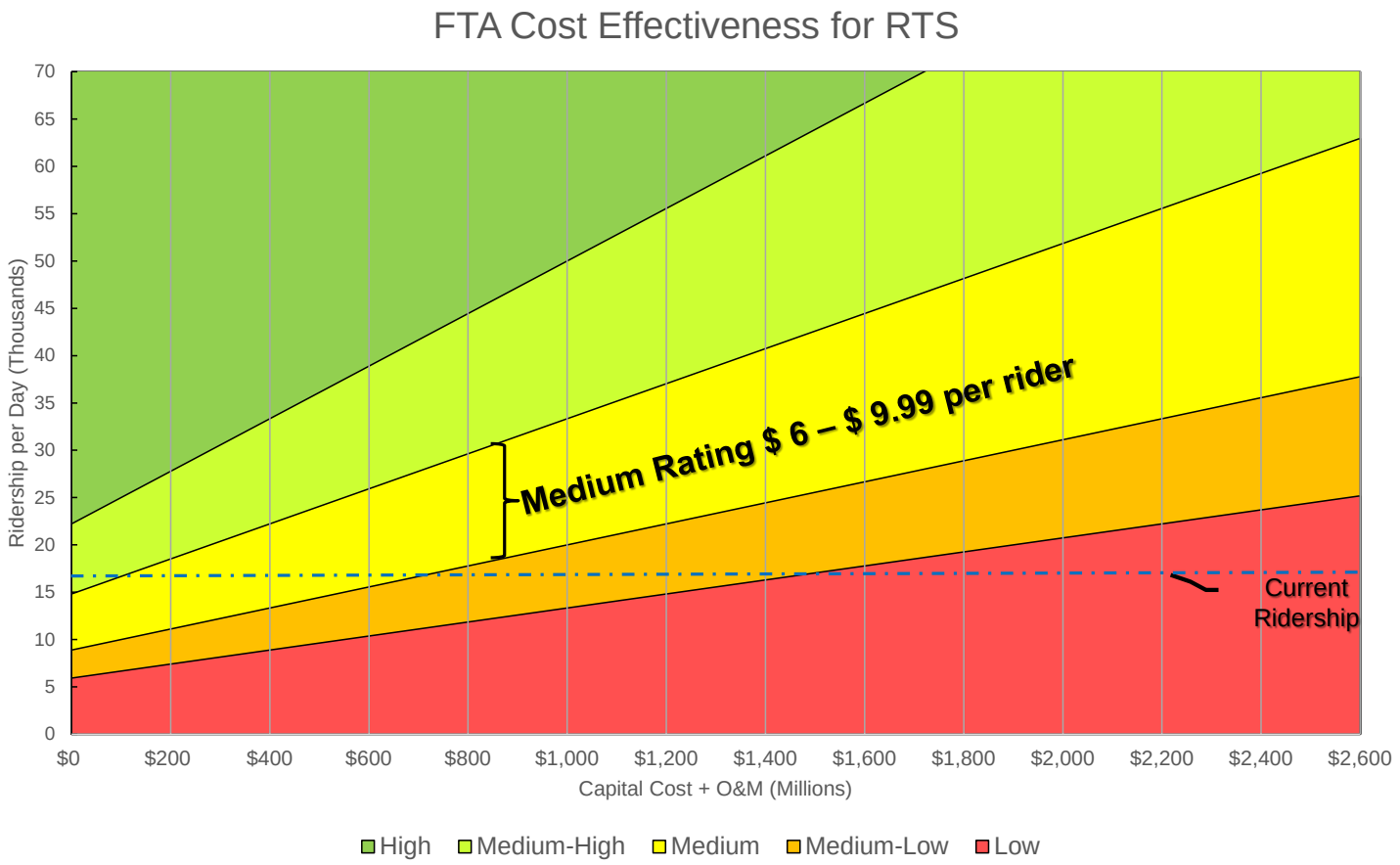


- Demonstration of FTA Cost effectiveness analysis

# Preliminary Benefit Cost Analysis cont.

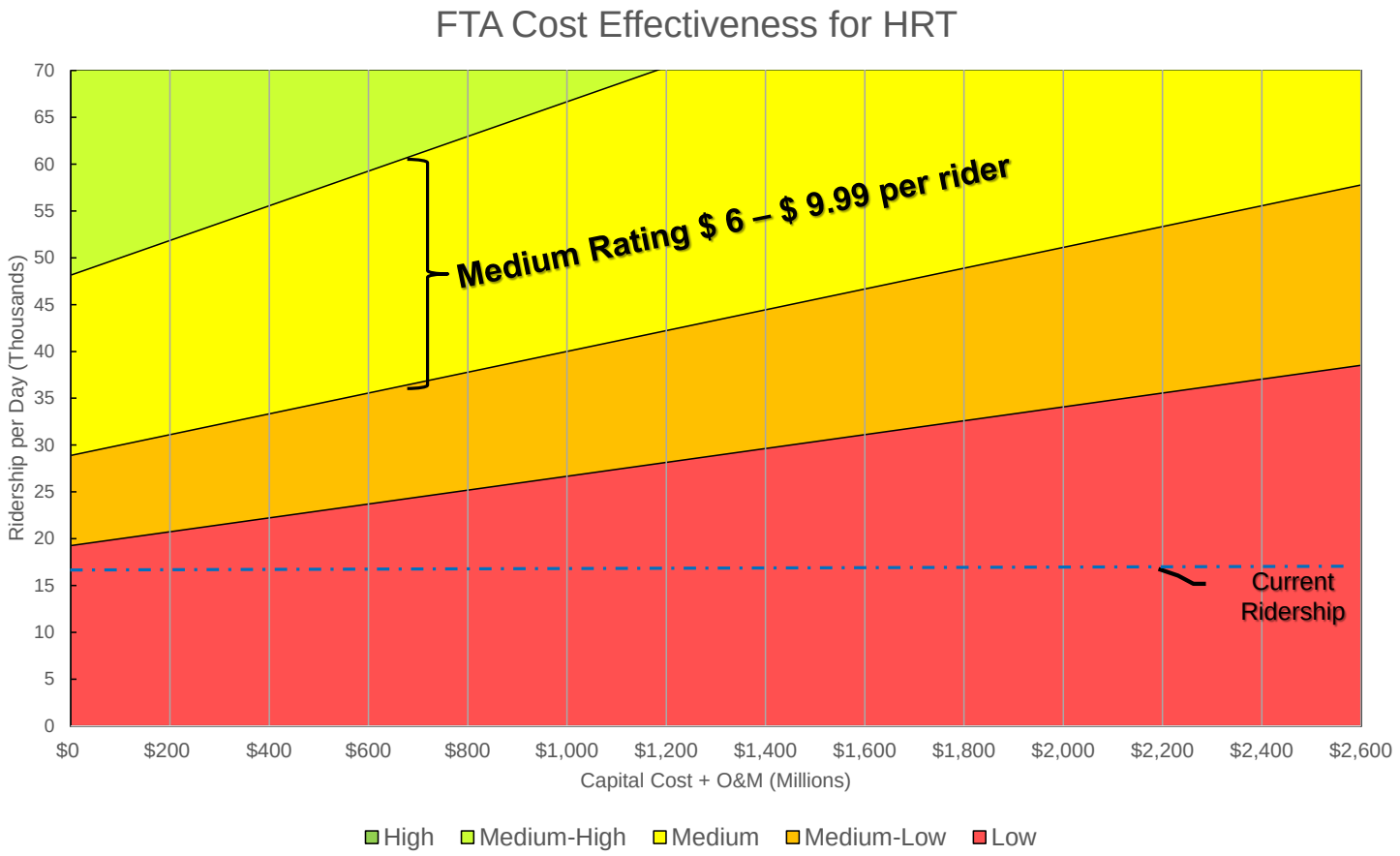


- Demonstration of FTA Cost effectiveness analysis

# Department of Transportation and Public Works (DTPW)

# *PROJECT ADVISORY GROUP MEETING #3*

May 14, 2018

SOUTH CORRIDOR | www.miamismartplan.com | #MiamiSMARTPlan

# Meeting Overview

- Miami-Dade County SMART Plan
- South Corridor Description
- Project History and Timeline
- Study Objectives: Evaluate Transit Alternatives
- Public Engagement
- Selecting the Locally Preferred Alternative (LPA)
- Project Schedule
- Station Locations
- Updated Transit Modes Comparison (Tier II)
- Current Federal Small Starts Opportunity
- Proposed Operation Plans
- Preliminary Station Renderings
- Preliminary Alternative Evaluation Matrix (Tier II)
- Next Steps
- Questions

# Miami-Dade County SMART Plan

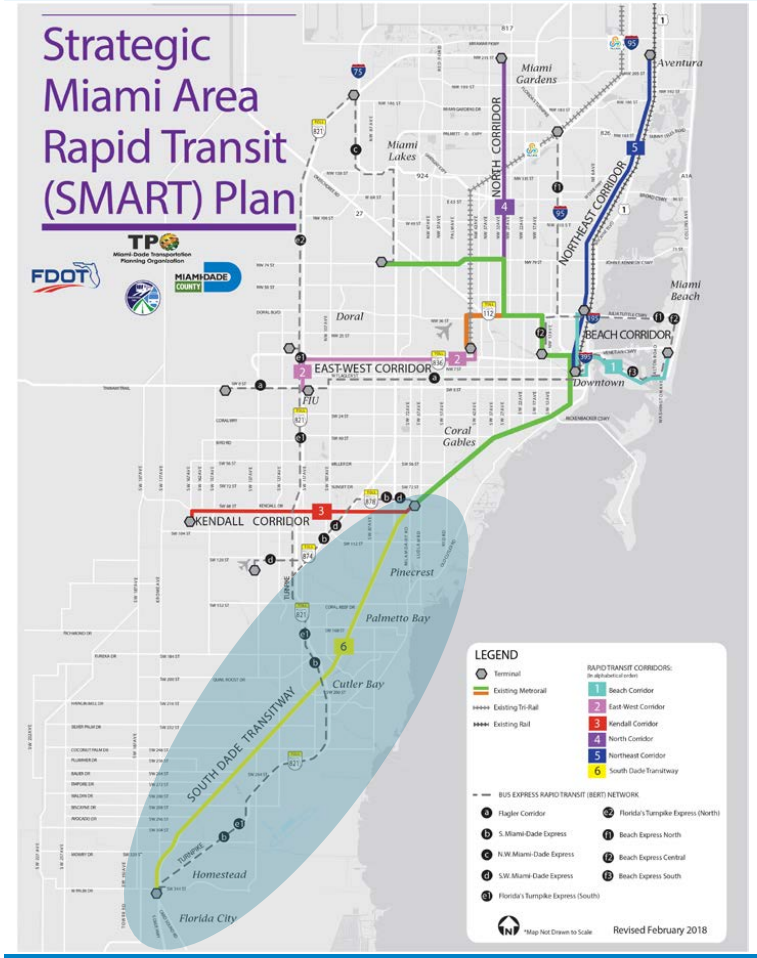


## Six Corridors:

- Beach Corridor
- East-West Corridor
- Kendall Corridor
- North Corridor
- Northeast Corridor
- **South Corridor**

SOUTH CORRIDOR www.miamismartplan.com #MiamiSMARTPlan

# South Corridor Description

- Existing South Dade Transitway: Connects Dadeland South Metrorail Station with SW 344th Street in Florida City (approximately 20 miles)

- Corridor Cities
  - Village of Pinecrest
  - Village of Palmetto Bay
  - Town of Cutler Bay
  - City of Homestead
  - City of Florida City

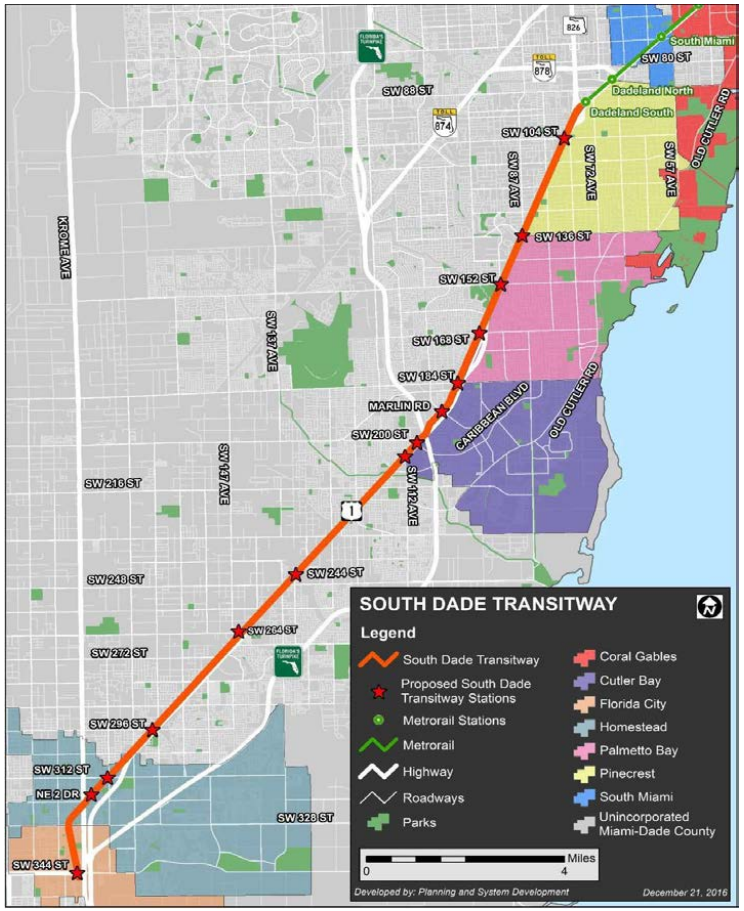

# Project History and Timeline

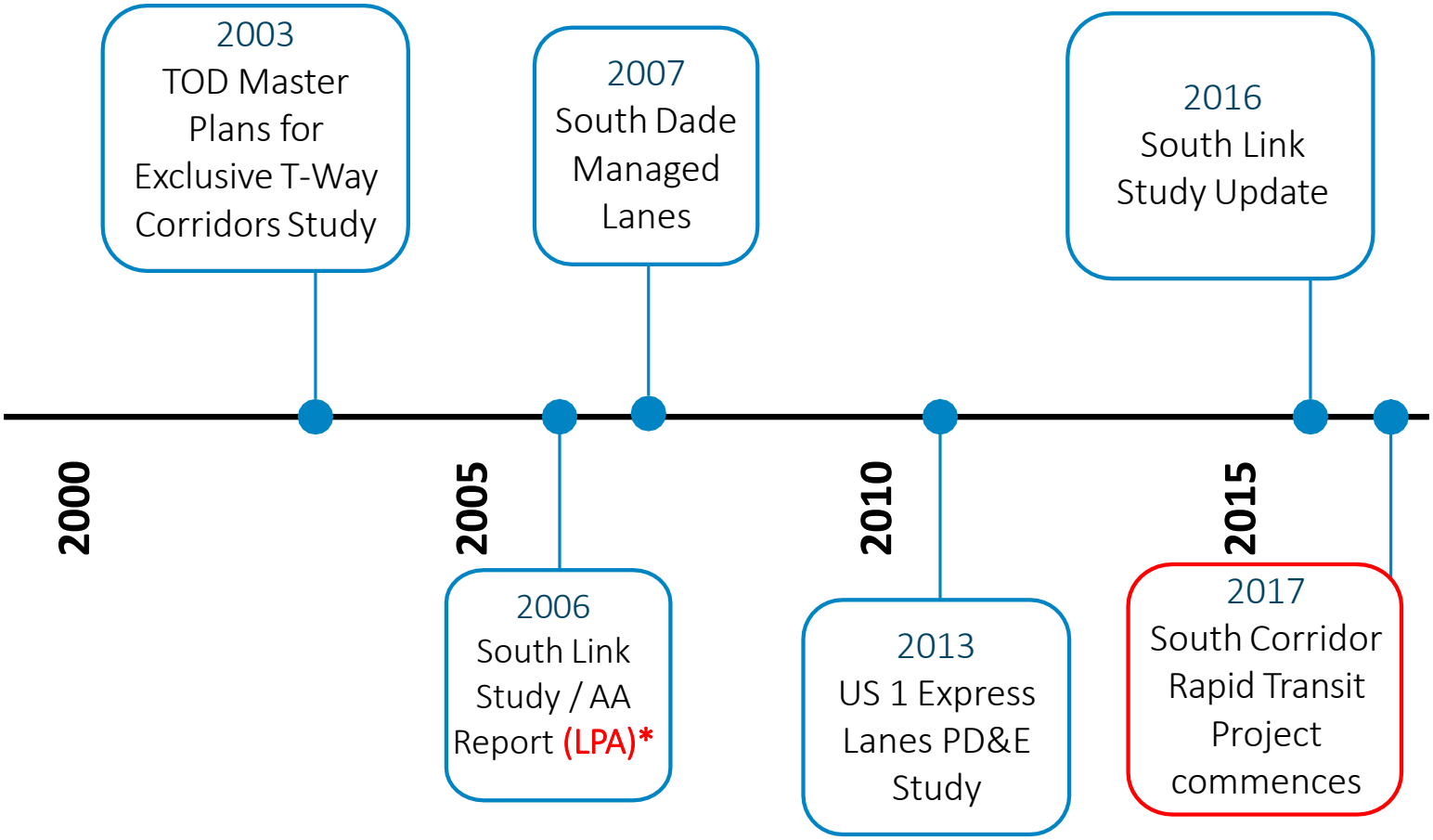


SOUTH CORRIDOR www.miamismartplan.com #MiamiSMARTPlan

# Study Objectives: Evaluate Transit Alternatives

- At-Grade Metrorail Extension
- At-Grade Rapid Transit Service (RTS)
- At-Grade Light Rail Transit
- Connected and Autonomous Vehicle (CAV) alternative

All alternatives will consider grade separations at major intersections



# Public Engagement

- Agency Kick-Off Meeting held on May 5th, 2017
- Public Kick-Off Meeting held on May 31st, 2017
- Corridor Workshops
  - #1 The Falls Mall (10-23-17),
  - #2 Southland Mall (10-25-17)
  - #3 Miami-Dade College – Homestead Campus (12-12-17)
- Meetings with stakeholders
- Project Advisory Group (PAG) – 2 meetings
  - #1 South Dade Regional Library (10-02-17)
  - #2 Naranja Branch Library (01-30-18)
- One-on-One Meetings
  - Florida City Mayor-Manager / Homestead City Manager (05-07-18)
  - County Commissioner Levine Cava (05-08-18)
  - Pinecrest Village Manager / Palmetto Bay Village Manager (05-09-18)
  - County Commissioner Moss (05-10-18)
  - Cutler Bay Town Manager (05-11-18)
- Project website and social media listed below

SOUTH CORRIDOR www.miamismartplan.com #MiamiSMARTPlan

# Selecting the Locally Preferred Alternative (LPA)

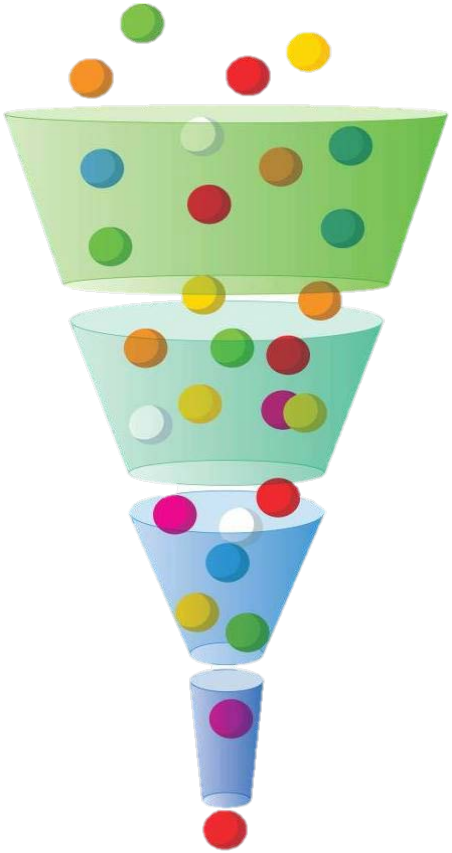

## Purpose and Need

- Identify the need for transit investment
- Determine project goals and objectives
- Define evaluation criteria

## Tier 1 Definition and Evaluation: Qualitative

- Identify the universe of alternatives
- Qualitative evaluation to determine feasibility

## Tier 2 Definition and Evaluation: Quantitative

- Define the remaining alternatives in detail:
  - Develop operating plan
  - Generate ridership forecast
  - Estimate capital and O&M costs
- Evaluate the alternatives in detail

## Selection of Locally Preferred Alternative (LPA)

# Project Schedule

## Typical schedule (Rail[1])

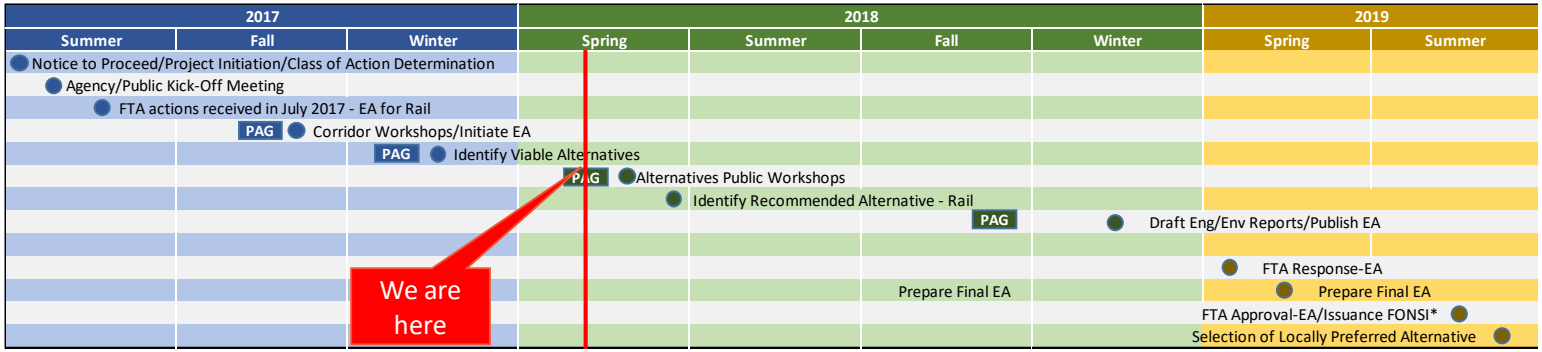


[1]DTPW has received EA Class of Action determination for Rail

## Typical Schedule (BRT[2])

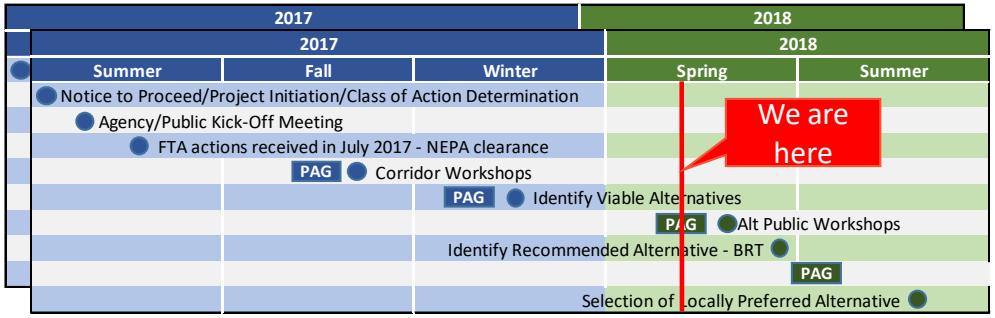


[2]DTPW has received NEPA clearance from FTA for BRT

# Basic Facts

## Length of Corridor

- 20 Miles

## Population

- 89,040 (1/2-mile radius)
- 326,000 (2-mile radius)
  - Source: American Community Survey 2015

## Employment

- 55,229 (1/2-mile radius)
- 87,000 (2-mile radius)
  - Source: LEHD Origin-Destination Employment Statistics 2015

## Daily Traffic on US-1 (AADT)

- 95,000 vehicles at SR-826
  - Source: FDOT (2016)

## Transitway Usage Today

- About 16,000 riders per day

Source: Miami-Dade DTPW (May, 2016)

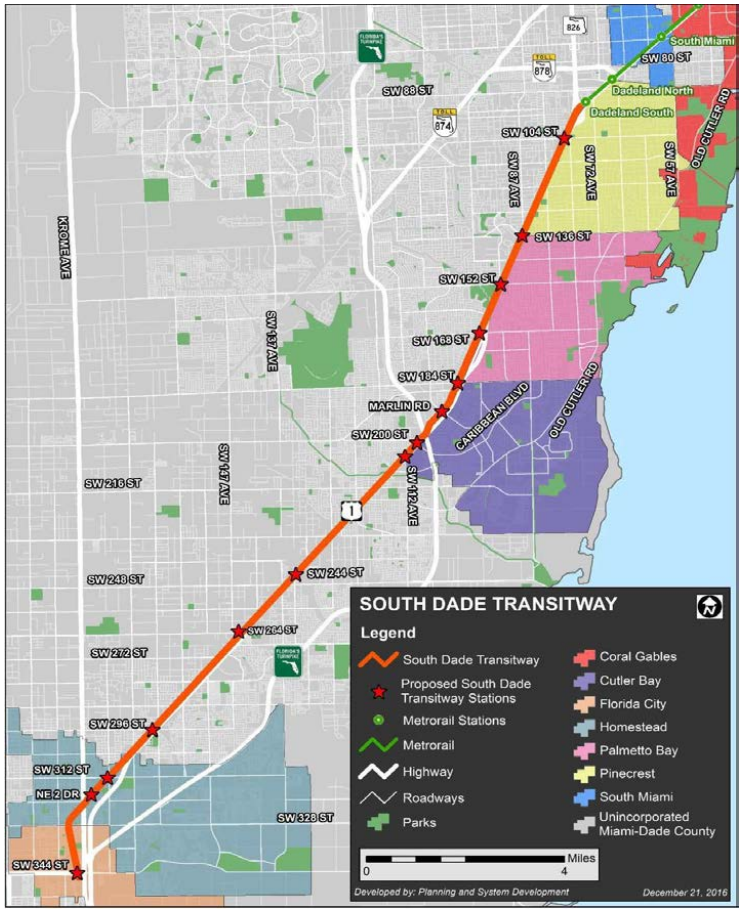

# Station Locations – Original 14 Stations

- Dadeland South (existing Metrorail Station)
- SW 104th St.
- SW 136th St. (Howard Dr. / The Falls Mall)
- SW152nd St. (Coral Reef Dr.)
- SW 168th St. (Richmond Dr.)
- SW 184th St. (Eureka Dr.)
- Marlin Road
- SW 200th St. (Caribbean Blvd.)
- SW 112th Ave. (Target)
- SW 244th St.
- SW 264 St. (Bauer Dr.)
- SW 296th St.
- SW 312th St.
- NE 2nd St. (Homestead City Hall)
- SW 344th St.

- *SW 112th St. – SW 117th St. Requested by Pinecrest*
- *Hibiscus St. / Franjo Triangle Requested by Palmetto Bay*
- *SW 177th Ave. / Krome Ave. Requested by Homestead*

# Transit Modes Comparison







| Alternative | 1 | 2 | 3 | 4 | 5 |
|---|---|---|---|---|---|
| **Name** | Rapid Transit Service (RTS ) | Connected Autonomous Vehicles (CAV) | Light Rail Transit (LRT) | Heavy Rail Transit (HRT / Metrorail) At Grade* | No Build |
| **Project Development Duration (Years)** | 2 - 3 | 3 - 4 | 4 - 6 | 8 - 10 | NA |
| **Service Frequency** | 5 - 10 Minute Peak / 15 Minute Off-Peak | On Demand | 10 Minute Peak / 15 Minute Off-Peak | 9 Minute Peak / 12 - 15 Minute Off-Peak | 5 - 10 Minute Peak / 15 Minute Off-Peak |
| **Line Length (Miles)** | 20 | 20 | 20 | 20 | 20 |
| **Speed Range (MPH)** | 20 - 45 | 30 - 65 | 30 - 45 | 30 - 45 | 20 - 45 |
| **Right-of-Way** | Semi-Exclusive | Shared Lanes | Semi-Exclusive | Semi-Exclusive | Semi-Exclusive |
| **Stop Spacing (Miles)** | 0.5 - 2 | On Demand with Express Service | 0.5 - 2 | 0.5 - 2 | 0.5 - 2 |
| **Guideway Infrastructure** | Dedicated Lanes | Smart Roadway and Infrastructure | At-Grade with Overhead Power Line | At-Grade with Overhead Power Line | Dedicated Lanes |
| **Other Infrastructure** | Stations, Level Boarding, Durable Roadway Paving | High Number of Vehicles, ITS, Boarding Zones | Stations, Power Generation and Maintenance Facility | Stations, Power Supply | Existing |
| **Preliminary Total Capital Cost (Millions)** | $ 250 - 275 | $ 500 – 600 | $ 1,300 – 1,430 | $ 1,200 - 1,350 | NA |
| **Operating Cost (per Revenue Hour)** | $ 100 - 150 | Variable | $ 180 - 230 | $ 230 - 270 | $ 100 - 150 |
| **Passenger Capacity (per train)** | 100 - 300 | Variable | 250 - 300 | 450 - 600 | 60 - 100 |

* Elevated Heavy Rail Transit (HRT / Metrorail) was not reevaluated due to the cost feasibility of the alternative.

# Alternative Comparison Cost Estimate

*used for Preliminary Estimate*

| FTA CATEGORY No. | DESCRIPTION | ESTIMATE WITH CONTINGENCY 2017 Rapid Transit Service (RTS) | 2017 Connected Autonimous Vehicle (CAV) | 2017 Light Rail Tranist (LRT) | 2017 Heavy Rail Tranist / Metrorail at Grade (HRT) | 2018 Heavy Rail Tranist / Metrorail Elevated (HRT) |
|---|---|---|---|---|---|---|
| 10 | GUIDEWAY AND TRACK ELEMENTS | $ - | $ 11,653,200 | $ 152,410,135 | $ 150,927,823 | $ 1,050,375,121 |
| 20 | STATIONS, STOPS, TERMINALS, INTERMODALS | $ 82,577,300 | $ 60,698,300 | $ 62,127,000 | $ 92,092,000 | $ 146,510,000 |
| 30 | SUPPORT FACILITIES: YARDS, SHOPS, ADMIN BLDGS | $ - | $ 18,200,000 | $ 78,795,184 | $ 3,883,022 | $ 79,127,422 |
| 40 | SITEWORK & SPECIAL CONDITIONS | $ 65,432,226 | $ 262,685,756 | $ 314,884,172 | $ 269,462,847 | $ 384,540,847 |
| 50 | SYSTEMS | $ 43,443,907 | $ 59,166,075 | $ 278,008,564 | $ 278,944,449 | $ 319,377,512 |
| | **CONSTRUCTION SUBTOTAL (10-50)** | **$ 191,453,433** | **$ 412,403,330** | **$ 886,225,054** | **$ 795,310,140** | **$ 1,979,930,902** |
| 60 | RIGHT-OF-WAY, LAND, EXISTING IMPROVEMENTS | $ 2,000,000 | $ 10,000,000 | $ 10,000,000 | $ 10,000,000 | $ 10,000,000 |
| 70 | VEHICLES | $ - | $ 715,000 | $ 118,170,000 | $ 146,379,200 | $ 136,875,200 |
| 80 | PROFESSIONAL SERVICES | $ 41,599,765 | $ 93,556,400 | $ 214,816,580 | $ 192,892,099 | $ 478,567,952 |
| | **SUBTOTAL (SUM CATEGORIES 10-80)** | **$ 235,053,198** | **$ 516,674,730** | **$ 1,229,211,635** | **$ 1,144,581,440** | **$ 2,605,374,054** |
| 90 | UNALLOCATED CONTINGENCY (% of Construction Base Cost) | $ 14,727,187 | $ 31,723,333 | $ 68,171,158 | $ 61,177,703 | $ 152,302,377 |
| | **SUBTOTAL (SUM CATEGORIES 10-90)** | **$ 249,780,385** | **$ 548,398,063** | **$ 1,297,382,793** | **$ 1,205,759,143** | **$ 2,757,676,431** |
| 100 | FINANCE CHARGES | $ - | | $ - | $ - | $ - |
| | **TOTAL** | **$ 249,780,385** | **$ 548,398,063** | **$ 1,297,382,793** | **$ 1,205,759,143** | **$ 2,757,676,431** |
| | Cost per Mile Including Vehicles: | - | - | $ 64,869,140 | $ 52,237,101 | $ 137,883,822 |
| | Cost per Mile Excluding Vehicles: | $ 12,489,019 | $ 27,419,903 | $ 58,369,790 | - | - |

PAG Request

# Why did we drop Light Rail Transit ?

- Need to buy land and build a new Vehicle Maintenance Facility
- LRT is not a mode currently in use by Miami Dade County
- Completely new fleet of vehicles required
- Cannot operate on the existing Metrorail system – transfer still required
- Transit Operating and Maintenance staff retraining required

# Why not Elevated Metrorail ? (PAG Request)

- Cost would be almost double at-grade rail extension
- Likelihood of achieving a medium project rating from the FTA is low
- County and State would need to finance the entire project without Federal assistance
- Time to implement would likely be 10-15 years based on financing availability

# Current Federal Small Starts Opportunity

- Small Starts program is geared toward faster delivery
- Does not overload the annual national funding availability of about $2.2 Billion
- Project Cost under $250 million yields automatic Medium rating in 3 categories
- Opportunity to apply for federal funding in the coming Fiscal Year
- Project delivery/start of operations as early as 2021

# Proposed Operation Plan HRT



| Operation Types | Headway Peak / Off-Peak (Min) | Station Locations | Dadeland South | SW 104 St (Target) | SW 112 St (Killian Dr) | SW 120 St (Montgomery Dr) | SW 124 St (Champman Field Dr) | SW 128 St | SW 136 St (Howard Dr / The Falls Mall) | SW 144 St (Mitchell Dr) | SW 152 St (Coral Reef Dr) | SW 160 St (Colonial Dr) | SW 168 St (Richmond Dr) | SW 173 St (Banyan St) | W Indigo St | SW 184 St (Eureka Dr) | Marlin Rd | SW 200 St (Caribbean Blvd) | SW 112 Ave (Allapattah Rd / Southland Mall) | SW 216 St (Hainlin Mill Dr) | SW 220 St (W Old Cutler Rd) | SW 232 St (Silver Palm Dr) / SW 127 Ave | SW 244 St (Coconut Palm Dr) | SW 264 St (Bauer Dr) | SW 272 St (Epmore Dr) | SW 280 St (Waldin Dr) | SW 296 St | SW 312 St (Campbell Dr) | NE 2 Dr (Homestead City Hall) | SW 324 St / SW 4 St | SW 328 St / SW 8 St (Lucy St) | SW 344 St (Palm Dr / Florida City) |
|---|---|---|---|---|---|---|---|---|---|---|---|---|---|---|---|---|---|---|---|---|---|---|---|---|---|---|---|---|---|---|---|---|
| | | | Ⓟ | Ⓕ | | | | | Ⓕ | | Ⓟ | | Ⓟ | | | Ⓟ | | Ⓕ | Ⓕ | Ⓟ | | | Ⓟ | | | | Ⓟ | Ⓕ | | | | Ⓟ |
| Ridership | *Aug-17* | | 3,788 | 100 | 75 | 89 | 75 | 91 | 298 | 154 | 492 | 220 | 371 | 197 | 206 | 347 | 277 | 543 | 464 | 116 | 96 | 39 | 316 | 308 | 127 | 144 | 224 | 501 | 293 | 158 | 149 | 329 |
| Ridership Ranking | *Aug-17* | | 1 | - | - | - | - | - | - | - | 4 | - | 6 | - | - | 7 | - | 2 | 5 | - | - | - | 9 | 10 | - | - | - | 3 | - | - | - | 8 |
| **Heavy Rail Transit (HRT)** | 9 / 15 | | ● | ● | | | | | ● | | ● | | ● | | | ● | ● | ● | ● | | | | ● | ● | | | ● | ● | ● | | | ● |

Locations that provide condition for potential overpass

Locations with potential above-grade station

Ⓟ Existing Park and Ride

Ⓕ Future Park and Ride

# Proposed Operation Plan BRT



MIAMI-DADE COUNTY

| Operation Types | Headway Peak / Off-Peak (Min) | Station Locations | Dadeland North | Dadeland South | SW 104 St (Target) | SW 112 St (Killian Dr) | SW 120 St (Montgomery Dr) | SW 124 St (Champman Field Dr) | SW 128 St | SW 136 St (Howard Dr / The Falls Mall) | SW 144 St (Mitchell Dr) | SW 152 St (Coral Reef Dr) | SW 160 St (Colonial Dr) | SW 168 St (Richmond Dr) | SW 173 St (Banyan St) | W Indigo St | SW 184 St (Eureka Dr) | Marlin Rd | SW 200 St (Caribbean Blvd) | SW 112 Ave (Target) | Southland Mall | SW 216 St (Hainlin Mill Dr) | SW 220 St (W Old Cutler Rd) | SW 232 St (Silver Palm Dr) / SW 127 Ave | SW 244 St (Coconut Palm Dr) | SW 264 St (Bauer Dr) | SW 272 St (Epmore Dr) | SW 280 St (Waldin Dr) | SW 296 St | SW 312 St (Campbell Dr) | NE 2 Dr (Homestead City Hall) | SW 324 St / SW 4 St | SW 328 St / SW 8 St (Lucy St) | SW 344 St (Palm Dr / Florida City) | Walmart (US-1 & SW 336 St/Davis Pkwy) |
|---|---|---|---|---|---|---|---|---|---|---|---|---|---|---|---|---|---|---|---|---|---|---|---|---|---|---|---|---|---|---|---|---|---|---|---|
| RTS Zonal Express Alt. | | | Ⓟ | Ⓟ | ⒻⓅ | | | | | ⒻⓅ | | Ⓟ | | Ⓟ | | | Ⓟ | | ⒻⓅ | ⒻⓅ | | Ⓟ | | | Ⓟ | | | | Ⓟ | ⒻⓅ | | | | Ⓟ | |
| Ridership | *Aug-17* | | | 3,788 | 100 | 75 | 89 | 75 | 91 | 298 | 154 | 492 | 220 | 371 | 197 | 206 | 347 | 277 | 543 | 464 | 269 | 116 | 96 | 39 | 316 | 308 | 127 | 144 | 224 | 501 | 293 | 158 | 149 | 329 | *128* |
| Ridership Ranking | *Aug-17* | | | 1 | - | - | - | - | - | - | - | 4 | - | 6 | - | - | 7 | - | 2 | 5 | - | - | - | - | 9 | 10 | - | - | - | 3 | - | - | - | 8 | - |
| **Local Service** (All-Stops) | 10 / 15 | | ● | ● | ● | ● | ● | ● | ● | ● | ● | ● | ● | ● | ● | ● | ● | ● | ● | ● | | ● | ● | ● | ● | ● | ● | ● | ● | ● | ● | ● | ● | ● |
| **Rapid Transit Service (RTS** - Limited Stops) | 10 / 15 | | | ● | ● | | | | | ● | | ● | | ● | | | ● | ● | ● | ● | | | | | ● | ● | | | ● | ● | ● | | | ● | |
| **RTS- North Xpress** | 10 / 20 | | | ● | ● | | | | | ● | | ● | | ● | | | | | | | | | | | | | | | | | | | | | |
| **RTS- Coral Reef** | 10 / 20 | | | ● | ● | | | | | ● | | ● | | | | | | | | | | | | | | | | | | | | | | | |
| **RTS- Mid Xpress** | 10 / 20 | | | ● | | | | | | | | | | | | | ● | ● | ● | ● | ● | | | | | | | | | | | | | | |
| **RTS- South Xpress** | 10 / 20 | | | ● | | | | | | | | | | | | | | | | | | | | | ● | ● | | | | ● | ● | | | ● | |

Ⓟ Existing Park and Ride

ⒻⓅ Future Park and Ride

Locations that provide condition for potential overpass

Locations with potential above-grade station

● RT 52 will be a feeder (will not run on Transitway). It will stop at the SW 152nd St Station located on north side of SW 152 St. Need to accommodate a U-turn after platform.

● Place station on north side of cross-streets to allow future branched (Zonal Express) or trunk and feeder connections.

● RT 252, will be a Zonal Express with limited stops along SW 152nd St and stopping only at the following Transitway Stations: SW 136 St, SW 104 St and Dadeland South.

SOUTH CORRIDOR www.miamismartplan.com #MiamiSMARTPlan

# Station Renderings

## Station Rending PDF to be used

# Preliminary Alternative Evaluation Matrix

| Build Alternative | | | Ridership (STOPS) | Travel Time (minutes) | Environmental Impact: Traffic | Noise Vibration | Contamination | Bridge Replacement | Right of Way [1] | COST: Capital Cost (in millions) | Operations & Maintenance (in millions) | Life Cycle Costs | Non Federal Funding Required (in millions)[2] | Time needed to build and begin service in years | Is a transfer required to Downtown Miami ? |
|---|---|---|---|---|---|---|---|---|---|---|---|---|---|---|---|
| | **NO BUILD** Make no improvements | **Dadeland South to Florida City** | TBD | **Bus: 45 to 50 Car: 60 to 90** | ○ | ○ | ○ | ○ | ○ | $0 | $0 | TBD | N/A | 0 years | Yes |
|  | **Dual Mode - Metrorail Extension (HRT)** Extend existing Metrorail running at ground level | **Dadeland South to Florida City** | TBD | **40 to 45** | ◕ | ◕ | ◑ | ◑ | ◑ | $ 1,200 to $ 1,350 | $ 100 to $ 120 | TBD | $ 648 to $ 792 | 8 to 10 years | No |
|  | **Bus Rapid Transit (BRT)** running on the existing Transitway at ground level | **Dadeland South to Florida City** | TBD | **40 to 45** | ◑ | ◔ | ◔ | ○ | ○ | $ 250 to $ 275 | $ 20 to $25 | TBD | $ 125 to $175 | 2 to 3 years | Yes |
|  | **Connected and Autonomous Vehicles (CAV)** running on the existing Transitway at ground level | **Dadeland South to Florida City** | TBD, same as No Build | **30 to 45** | ◑ | ◔ | ◑ | ● | ○ | $ 500 to $ 600 | TBD | TBD | $ 500 to $ 600 | 3 to 4 years | TBD |

1. HRT Needs Light Maintenance Facility South oft 344th Street

2. HRT assumes 40% Federal Share. BRT assumes $100 M Federal Share. CAV assumes $ 0 Federal Share.

***Legend***

| | |
|---|---|
| None | ○ |
| Low | ◔ |
| Moderate | ◑ |
| Moderate to High | ◕ |
| High | ● |

# Next Steps

1. **Finalize Technical Reports**
2. **Identify Recommended Alternative**
3. **Present to TPO Committees & PAG Meeting #4**
4. **Present to TPO Board**
    - **LPA Selection**

# Questions

# Project Team

DTPW Project Manager Jie Bian
(786) 469-5245
jie.bian@miamidade.gov

John Kulpa
Consultant Project Manager
AECOM
(786) 682-4965
john.kulpa@aecom.com

DTPW Public Information Officer Karla Damian
(786) 469-5420
kdamian@miamidade.gov

Department of Transportation and Public Works
(DTPW)

# SOUTH CORRIDOR RAPID TRANSIT PROJECT

## *PROJECT ADVISORY GROUP MEETING #4*

June 25, 2018

SMARTSouth@miamidade.gov www.miamismartplan.com #MiamiSMARTPlan

1. **Welcome and Introductions**

2. **Alternative Workshop Results**

3. **Alternative Evaluation Matrix Update**
   - STOPS Ridership Estimates
   - Traffic Impact Analysis
   - Noise & Vibration Analysis
   - Cost Estimate
   - Bus Feeder Network

4. **Preliminary Federal Transit Administration Project Justification Criteria**

5. **Recommended Alternative/Next Steps**

6. **Discussion**

# Alternative Workshop Results

## Survey Questions

1. Station Design
   - Overall Results
     - 44% in no response
     - 35% in favor of Honeycomb Vault Design
2. Alternative Mode
   - Overall Results
     - 55 % in favor of Heavy Rail Transit / Metrorail at-grade (HRT)

| | |  |  | |
|---|---|---|---|---|
| 1 | **Do you have preferences/comments suggestions on our Station Designs ?** | Enclosed Center Platform Design | Honeycomb Vault Design | No Response |
| Palmetto Bay Golf Course (05-22-18) | | *6* | *7* | *9* |
| | | ***27%*** | ***32%*** | ***41%*** |
| Florida City Council Chamber (05-23-18) | | 4 | 5 | 1 |
| | | **40%** | **50%** | **10%** |
| Southland Mall (05-24-18) | | 7 | 16 | 26 |
| | | **14%** | **33%** | **53%** |
| **Total Results** | | 17 | 28 | 36 |
| | | **21%** | **35%** | ***44%*** |

| | |  |  |  | |
|---|---|---|---|---|---|
| 2 | **Do you have preferences/comments suggestions on alternatives ?** | Bus Rapid Transit Service (BRT) | Heavy Rail Transit (HRT) / Metrorail | Connected Autonomous Vehicles (CAV) | No Response |
| Palmetto Bay Golf Course (05-22-18) | | 8 | 7 | 0 | 6 |
| | | **38%** | **33%** | **0%** | **29%** |
| Florida City Council Chamber (05-23-18) | | 4 | 4 | 1 | 1 |
| | | **40%** | **40%** | **10%** | **10%** |
| Southland Mall (05-24-18) | | 11 | 30 | 0 | 3 |
| | | **25%** | **68%** | **0%** | **7%** |
| **Total Results** | | 23 | 41 | 1 | 10 |
| | | **31%** | **55%** | **1%** | **13%** |

SMARTSouth@miamidade.gov www.miamismartplan.com #MiamiSMARTPlan

# Stations – Original/Proposed Relocations

- Dadeland South (existing Metrorail Station)
- SW 104th St. → *SW 112th St. – SW 117th St. Requested by Pinecrest*
- SW 136th St. (Howard Dr. / The Falls Mall)
- SW 152nd St. (Coral Reef Dr.)
- SW 168th St. (Richmond Dr.) → *Hibiscus St. / Franjo Triangle Requested by Palmetto Bay*
- SW 184th St. (Eureka Dr.)
- Marlin Road
- SW 200th St. (Caribbean Blvd.)
- SW 112th Ave. (Allapattah Rd. / Target Lot)
- SW 244th St.
- SW 264th St. (Bauer Dr.)
- SW 296th St.
- SW 312th St. (Campbell Dr.)
- NE 2nd St. (Homestead City Hall) → *SW 177th Ave. / Krome Ave. Requested by Homestead*
- SW 344th St. (Palm Dr.)

# Updated Transit Modes Comparison

MIAMI-DADE COUNTY







| Alternative | 1 | 2 | 3 | 4 | 5 |
|---|---|---|---|---|---|
| **Name** | Rapid Transit Service (RTS ) | Connected Autonomous Vehicles (CAV) | Light Rail Transit (LRT) | Heavy Rail Transit (HRT / Metrorail) At Grade* | No Build |
| **Project Development Duration (Years)** | 2 - 3 | 3 - 4 | 4 - 6 | 8 - 10 | NA |
| **Service Frequency** | 5 - 10 Minute Peak / 15 Minute Off-Peak | On Demand | 10 Minute Peak / 15 Minute Off-Peak | 9 Minute Peak / 12 - 15 Minute Off-Peak | 5 - 10 Minute Peak / 15 Minute Off-Peak |
| **Line Length (Miles)** | 20 | 20 | 20 | 20 | 20 |
| **Speed Range (MPH)** | 20 - 45 | 30 | 30 - 55 | 30 - 45 | 20 - 55 |
| **Right-of-Way** | Semi-Exclusive | Shared Lanes | Semi-Exclusive | Semi-Exclusive | Semi-Exclusive |
| **Stop Spacing (Miles)** | 0.5 - 2 | On Demand with Express Service | 0.5 - 2 | 0.5 - 2 | 0.5 - 2 |
| **Guideway Infrastructure** | Dedicated Lanes | Smart Roadway and Infrastructure | At-Grade with Overhead Power Line | At-Grade with Overhead Power Line | Dedicated Lanes |
| **Other Infrastructure** | Stations, Level Boarding, Durable Roadway Paving | High Number of Vehicles, ITS, Boarding Zones | Stations, Power Generation and Maintenance Facility | Stations, Power Supply | Existing |
| **Preliminary Total Capital Cost (Millions)** | $ 250 - 300 | $ 500 – 600 | $ 1,200 – 1,430 | $ 1,300 - 1,500 | NA |
| **Operating Cost (per Revenue Hour)** | $ 100 - 150 | Variable | $ 180 - 210 | $ 230 - 270 | $ 100 - 150 |
| **Passenger Capacity (per train)** | 100 - 300 | Variable | 250 - 300 | 450 - 600 | 50 - 100 |

* Elevated Heavy Rail Transit (HRT / Metrorail) was not reevaluated due to the cost feasibility of the alternative.

SMARTSouth@miamidade.gov www.miamismartplan.com #MiamiSMARTPlan

# Project Schedule HRT vs. BRT

## Typical Schedule Rail[1]




[1]DTPW has received EA Class of Action determination for Rail

## Typical Schedule BRT[2]

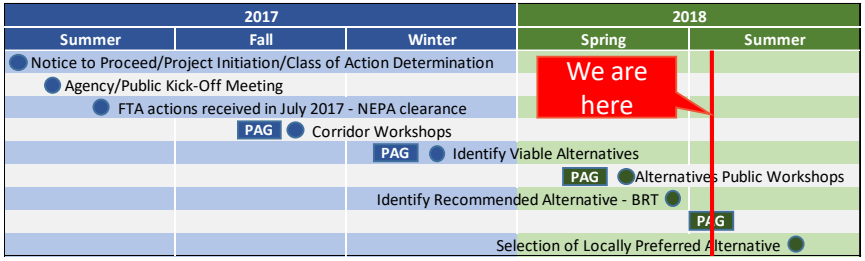


[2]DTPW has received NEPA clearance from FTA for BRT

SMARTSouth@miamidade.gov www.miamismartplan.com #MiamiSMARTPlan

# Ridership Results

| New/Small Start Metrics | BRT | HRT |
|---|---|---|
| **Horizon Year 2040 Forecasts** | | |
| Total Project Trips | 23-25,000 | 36-40,000 |
| New Transit Trips | 7-11,000 | 16-22,000 |
| Vehicle Miles Traveled (VMT) Reduction | 160-175,000 | 260-290,000 |

# Ridership Results

- **HRT does perform better than BRT**
- **This is primarily due to  no transfer at Dadeland South, better visibility and higher capacity vehicles**
- **BRT has a more robust operating plan that provides better headways than HRT in segments**
- **Investment needed for Heavy Rail vs. Bus Rapid Transit is not justified by the ridership gains**

# Traffic Impact Analysis

- HRT gate closures could create up to 12 interruptions to cross street traffic per hour
- Each interruption could be up to 30 to 40 seconds
- BRT gate closures could create up to 24 interruptions per hour
- Each interruption could be 15 to 20 seconds
- ***Both alternatives will impact cross street traffic***
- Significant coordination will be necessary to identify the appropriate balance between preserving cross street flows and providing transit priority regardless of the alternative chosen
- Implementation of Adaptive Signal Control would potentially minimize the cross street impacts

# Noise Analysis

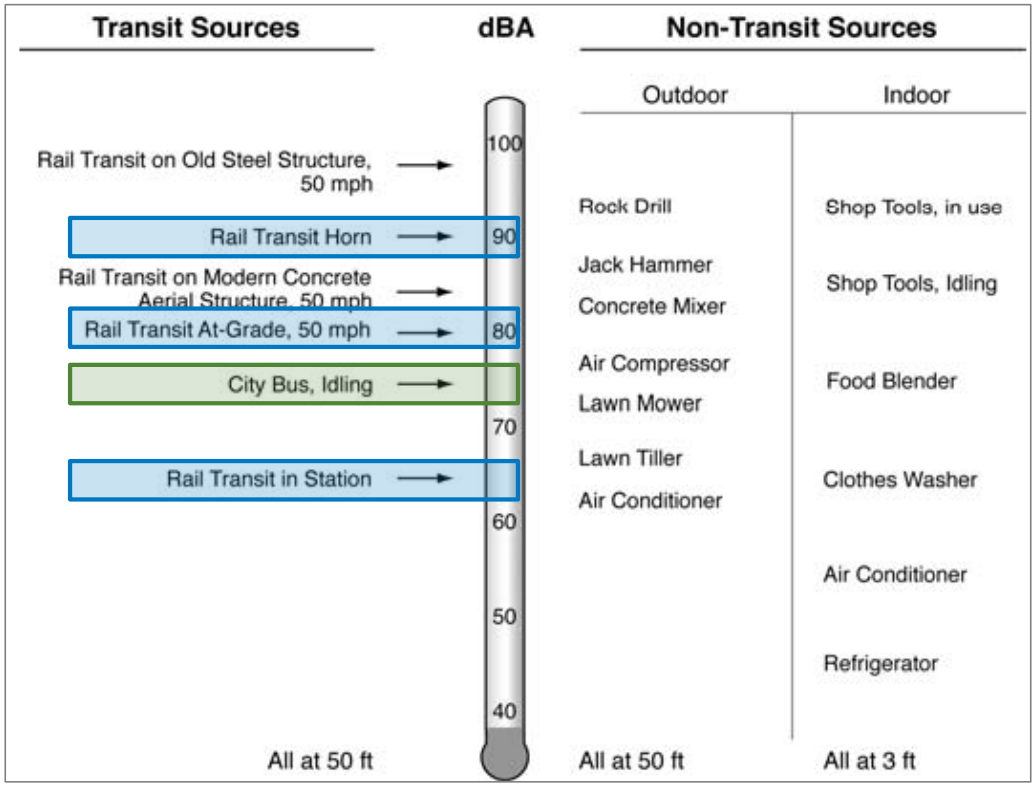


Source: Federal Transit Administration, *Transit Noise and Vibration Impact Assessment, FTA-VA-90-1003-06* [May 2006]

# Vibration Analysis

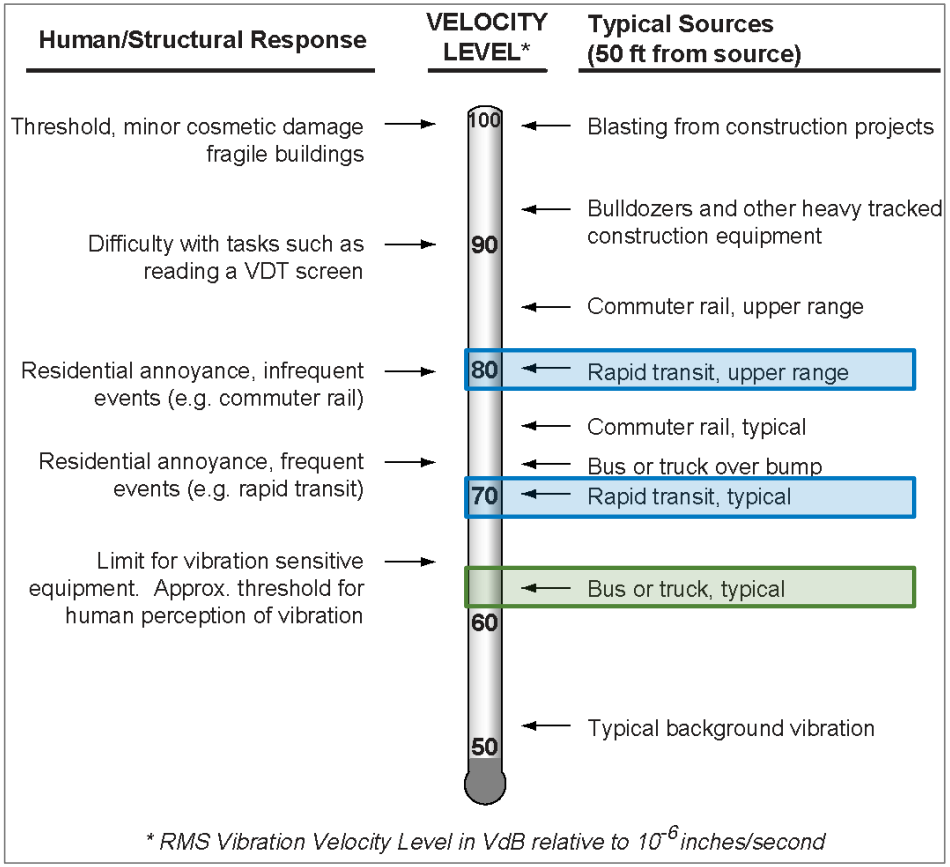


Source: Federal Transit Administration, *Transit Noise and Vibration Impact Assessment, FTA-VA-90-1003-06* [May 2006]

# Updated Transit Modes Cost Estimates

*Preliminary Estimate*

| FTA CATEGORY No. | DESCRIPTION | 2017 Rapid Transit Service (RTS) | 2017 Connected Autonomous Vehicle (CAV) | 2017 Light Rail Transit (LRT) | 2017 Heavy Rail Transit / Metrorail at Grade (HRT) | 2018 Heavy Rail Transit / Metrorail Elevated (HRT) |
|---|---|---|---|---|---|---|
| 10 | GUIDEWAY AND TRACK ELEMENTS | $ - | $ 11,653,200 | $ 152,410,135 | $ 146,006,667 | $ 1,050,375,121 |
| 20 | STATIONS, STOPS, TERMINALS, INTERMODALS | $ 85,112,300 | $ 60,698,300 | $ 62,127,000 | $ 192,192,000 | $ 146,510,000 |
| 30 | SUPPORT FACILITIES: YARDS, SHOPS, ADMIN BLDGS | $ - | $ 18,200,000 | $ 78,795,184 | $ 3,883,022 | $ 79,127,422 |
| 40 | SITEWORK & SPECIAL CONDITIONS | $ 57,704,719 | $ 262,685,756 | $ 314,884,172 | $ 269,883,206 | $ 384,540,847 |
| 50 | SYSTEMS | $ 43,061,707 | $ 59,166,075 | $ 278,008,564 | $ 278,944,449 | $ 319,377,512 |
| | **CONSTRUCTION SUBTOTAL (10-50)** | **$ 185,878,726** | **$ 412,403,330** | **$ 886,225,054** | **$ 890,909,344** | **$ 1,979,930,902** |
| 60 | RIGHT-OF-WAY, LAND, EXISTING IMPROVEMENTS | $ 2,000,000 | $ 10,000,000 | $ 10,000,000 | $ 10,000,000 | $ 10,000,000 |
| 70 | VEHICLES | $ - | $ 715,000 | $ 118,170,000 | $ 146,379,200 | $ 136,875,200 |
| 80 | PROFESSIONAL SERVICES | $ 40,420,500 | $ 93,556,400 | $ 214,816,580 | $ 215,946,215 | $ 478,567,952 |
| | **SUBTOTAL (SUM CATEGORIES 10-80)** | **$ 228,299,226** | **$ 516,674,730** | **$ 1,229,211,635** | **$ 1,263,234,759** | **$ 2,605,374,054** |
| 90 | UNALLOCATED CONTINGENCY (% of Construction Base Cost) | $ 14,298,364 | $ 31,723,333 | $ 68,171,158 | $ 68,531,488 | $ 152,302,377 |
| | **SUBTOTAL (SUM CATEGORIES 10-90)** | **$ 242,597,589** | **$ 548,398,063** | **$ 1,297,382,793** | **$ 1,331,766,247** | **$ 2,757,676,431** |
| 100 | FINANCE CHARGES | $ - | | $ - | $ - | $ - |
| | **TOTAL** | **$ 242,597,589** | **$ 548,398,063** | **$ 1,297,382,793** | **$ 1,331,766,247** | **$ 2,757,676,431** |
| | Cost per Mile Including Vehicles: | | **-** | **$ 64,869,140** | **$ 58,537,456** | **$ 137,883,822** |
| | Cost per Mile Excluding Vehicles: | **$ 12,129,879** | **$ 27,419,903** | **$ 58,369,790** | **$ 52,237,101** | **-** |

PAG Request

# Preliminary Feeder Bus Network

| Transitway Stations | Local Service (All-Stops) | BRT - Limited Stops | BRT- North Xpress | BRT- Mid Xpress | BRT- South Xpress | Circulator Service Area |
|---|---|---|---|---|---|---|
| Dadeland South | Stop | Stop | Stop | Stop | Stop | |
| SW 104 St | Stop | Stop | Stop | | | Circulator #1 - Killian |
| SW 112 St (Killian Dr) | Stop | | | | | |
| SW 120 St (Montgomery Dr) | Stop | | | | | Circulator #2 - The Falls |
| SW 124 St (Champman Field Dr) | Stop | | | | | |
| SW 128 St | Stop | | | | | |
| SW 136 St (Howard Dr / The Falls Mall) | Stop | Stop | Stop | | | |
| SW 144 St (Mitchell Dr) | Stop | | | | | Circulator #3 - Coral Reef |
| SW 152 St (Coral Reef Dr) | Stop | Stop | Stop | | | |
| SW 160 St (Colonial Dr) | Stop | | | | | |
| SW 168 St (Richmond Dr) | Stop | Stop | Stop | | | Circulator #4 - Perrine/Palmetto Bay |
| SW 173 St (Banyan St) | Stop | | | | | |
| W Indigo St | Stop | | | | | |
| SW 184 St (Eureka Dr) | Stop | Stop | | Stop | | Circulator #5 - Eureka/Marlin |
| Marlin Rd | Stop | Stop | | Stop | | |
| SW 200 St (Caribbean Blvd) | Stop | Stop | | Stop | | Circulator #6 - Southland Mall |
| SW 112 Ave (Allapattah Rd / Southland Mall | Stop | Stop | | Stop | | |
| SW 216 St | Stop | | | | | Circulator #7 - Goulds |
| SW 220 St (W Old Cutler Rd) | Stop | | | | | |
| SW 232 St (Silver Palm Dr) / SW 127 Ave | Stop | | | | | Circulator #8 - Princeton |
| SW 244 St (Coconut Palm Dr) | Stop | Stop | | | Stop | |
| SW 264 St (Bauer Dr) | Stop | Stop | | | Stop | Circulator #9 - Naranja |
| SW 272 St (Epmore Dr) | Stop | | | | | |
| SW 280 St (Waldin Dr) | Stop | | | | | Circulator #10 - Modello |
| SW 296 St | Stop | Stop | | | | |
| SW 312 St (Campbell Dr) | Stop | Stop | | | Stop | Circulator #11 - Homestead |
| NE 2 Dr (Homestead City Hall) | Stop | Stop | | | Stop | |
| SW 324 St / SW 4 St | Stop | | | | | |
| SW 328 St / SW 8 St (Lucy St) | Stop | | | | | |
| SW 344 St (Palm Dr / Florida City) | Stop | Stop | | | Stop | Circulator #12 - Florida City |

- Proposed 12 circulators feeding all 14 Transitway BRT Stations
- Headways / Wait-times: 10 min. Peak and 15 min. Off-Peak
- Span of Service: 6 AM to 9 PM
- Service Area: 2-mile radius of each Transitway BRT station served
- To work in conjunction with Municipal Circulators.

SMARTSouth@miamidade.gov www.miamismartplan.com #MiamiSMARTPlan

# Preliminary Feeder Bus Network Map

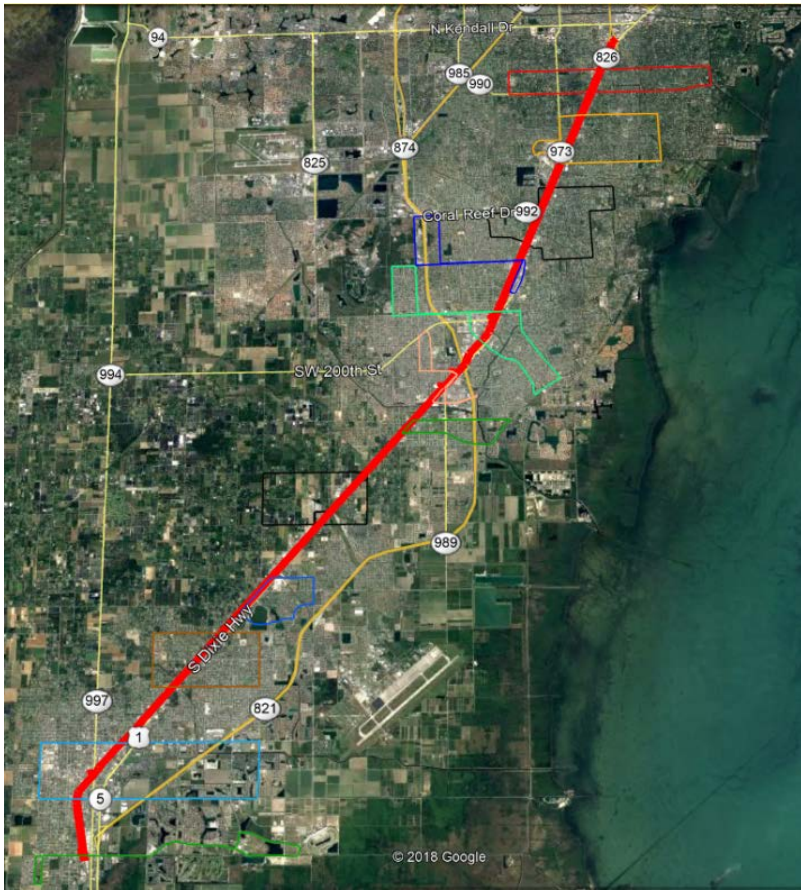


SMARTSouth@miamidade.gov www.miamismartplan.com #MiamiSMARTPlan

# Final Alternative Evaluation Matrix

| Build Alternative | | | Ridership (STOPS) | Travel Time (minutes) | Environmental Impact | | | | | COST | | | Non-Federal Funding Required (in millions)[2] | Time needed to build and begin service in years | Is a transfer required to Downtown Miami ? |
|---|---|---|---|---|---|---|---|---|---|---|---|---|---|---|---|
| | | | | | Traffic | Noise Vibration | Contamination | Bridge Replacement | Right of Way[1] | Capital Cost (in millions) | Operations & Maintenance (in millions) | Life Cycle Costs | | | |
| | **NO BUILD** Make no improvements | **Dadeland South to Florida City** | ○ | ○ Bus: 45 to 50 Car: 60 to 90 | ○ | ○ | ○ | ○ | ○ | $0 | $0 | TBD | N/A | 0 years | Yes |
|  | **Dual Mode - Metrorail Extension (HRT)** Extend existing Metrorail running at ground level | **Dadeland South to Florida City** | ● | ◑ 40 to 45 | ◕ | ◕ | ◑ | ● | ◑ | $1,300 to $1,500 | $80 to $100 | TBD | $780 to $900 | 8 to 10 years | No |
|  | **Bus Rapid Transit (BRT)** running on the existing Transitway at ground level | **Dadeland South to Florida City** | ◕ | ◑ 40 to 45 | ◕ | ◔ | ◔ | ○ | ○ | $250 to $300 | $20 to $25 | TBD | $150 to $200 | 2 to 3 years | Yes |
|  | **Connected and Autonomous Vehicles (CAV)** running on the existing Transitway at ground level | **Dadeland South to Florida City** | ○ | ◑ 30 to 45 | ◑ | ◔ | ◑ | ● | ○ | $500 to $600 | TBD | TBD | $500 to $600 | 3 to 4 years | TBD |

1. HRT Needs Light Maintenance Facility South of 344th Street
2. HRT assumes 40% Federal Share. BRT assumes $100 M Federal Share. CAV assumes $ 0 Federal Share.

Updated: 25-Jun-18

| *Legend* | Positive Impacts | Negative Impacts |
|---|---|---|
| None | ○ | ○ |
| Low | ◔ | ◔ |
| Moderate | ◑ | ◑ |
| Moderate to High | ◕ | ◕ |
| High | ● | ● |

SMARTSouth@miamidade.gov www.miamismartplan.com #MiamiSMARTPlan

# Current Federal Small Starts Opportunity

- **Small Starts program is geared toward faster delivery**
- **Project Cost under $300 million, lower federal funding support.**
- **Opportunity to apply for federal funding in the coming Fiscal Year 2019/2020**
- **Project delivery/start of operations as early as 2 to 3 years**

# FTA Criteria Components SMALL STARTS

- **Project Justification**
- **Local Financial Commitment**

**Project *must score a Medium or better* for both Project Justification and Local Financial Commitment**

# Project Justification Ratings

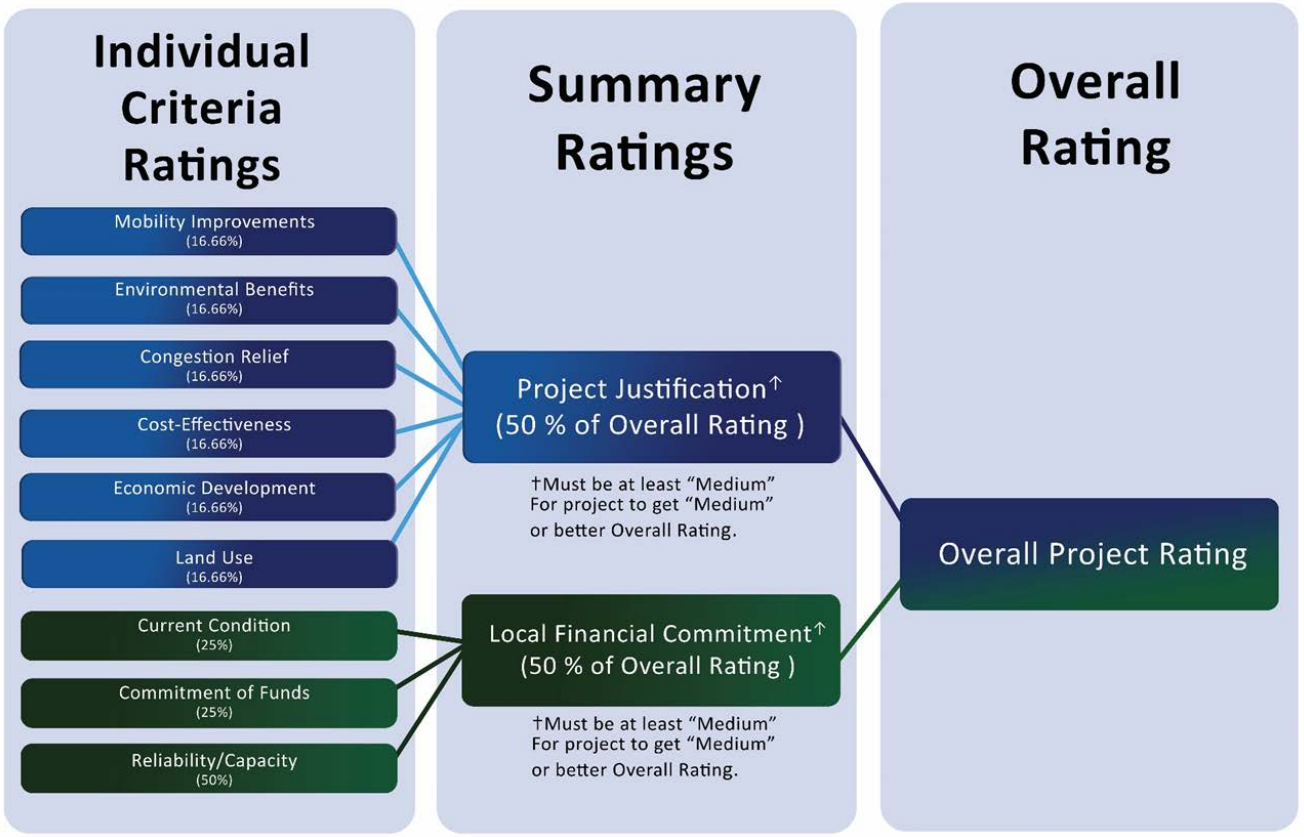


SMARTSouth@miamidade.gov www.miamismartplan.com #MiamiSMARTPlan

# Project Justification: Small Starts Criteria

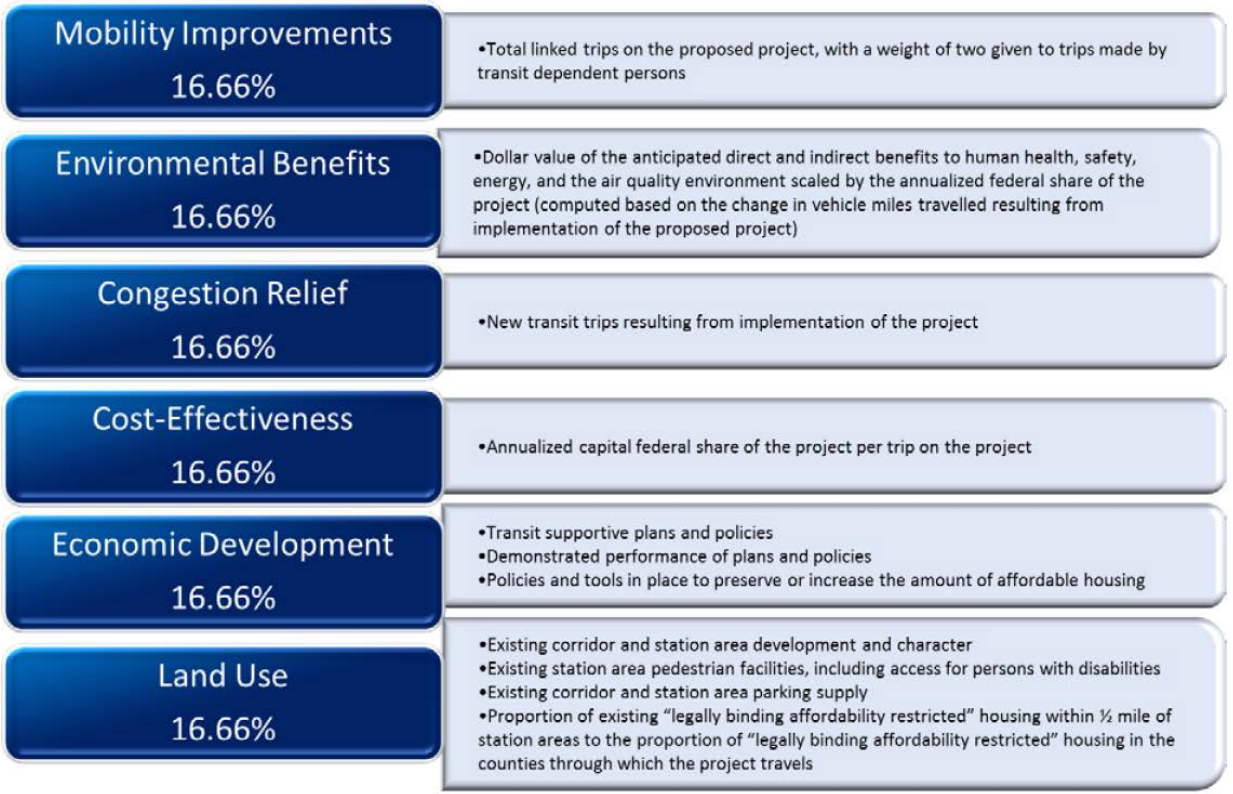

# Project Justification: Local Financial Commitment

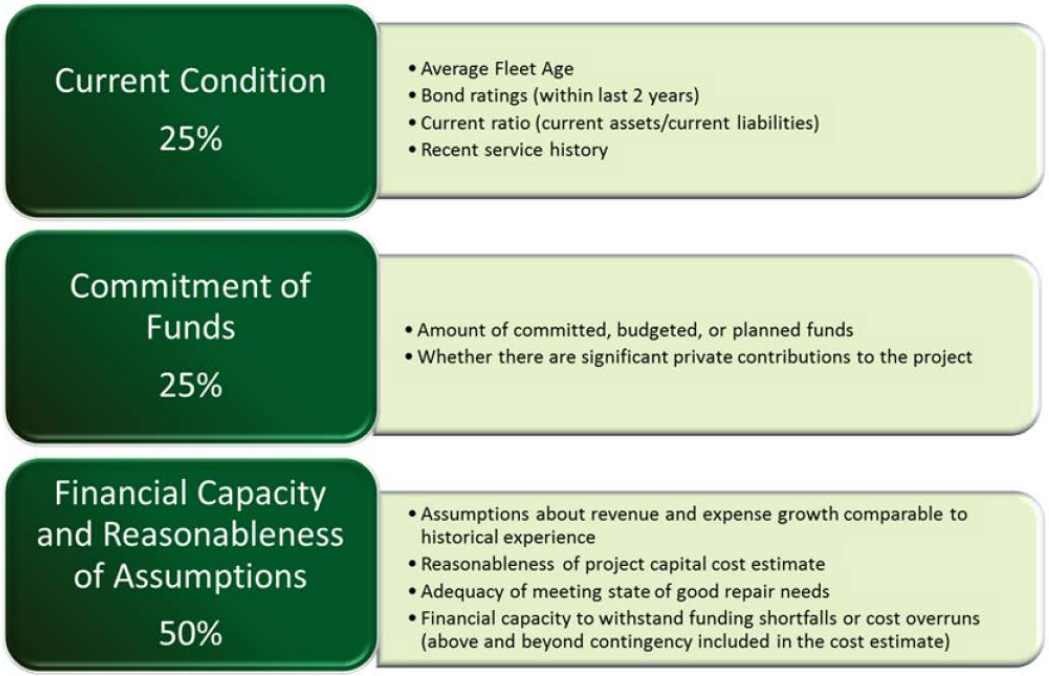

# Project Justification Ratings

- The project justification criteria are weighted equally. Each criterion is rated on a five-point scale from Low (1)to High (5).
- Projects must score a minimum of 15 (out of 30 maximum) points to achieve a Medium rating.

**Project Justification Criteria**

- Mobility Improvements
- Cost Effectiveness
- Congestion Relief
- Environmental Benefits
- Economic Development
- Land Use

# Preliminary FTA Criteria Ratings SMALL STARTS

| BRT Project Justification Criteria | Value | Preliminary Rating | Score | |
|---|---|---|---|---|
| Mobility Improvements | 8,250,000 | Medium | 3 | |
| Congestion relief | 9,300 | Medium | 3 | |
| Cost effectiveness | Less than $1 | High | 5 | |
| Land Use | See below | Medium or Medium-Low | 2 | 3 |
| Subtotal | | | 13 | 14 |

Mobility Improvement: estimated annual trips
Congestion Relief: New weekday linked transit trips
Cost Effectiveness: (Capital + O&M Costs) / (Annual trips on project)
Land Use: Various

# Preliminary FTA Criteria Ratings SMALL STARTS

| BRT Land Use Criteria | Value | Preliminary Rating |
|---|---|---|
| Population Density | 4,400 | Medium-Low |
| Employment Served | 39,500 | Low |
| Affordable housing | 3.18 | High |
| Parking supply | Professional Judgement | Low |
| Pedestrian environment | Professional Judgement/review of aerial photos | Medium-Low |

# Preliminary FTA Small Starts Project Justification Ratings

**Preliminary Small Starts Ratings for 4 of 6 Project Justification criteria (15 points need to qualify for funding):**

- Mobility Improvements 3
- Cost Effectiveness 5
- Congestion Relief 3
- Land Use 2 or 3

**Subtotal available data 13 or 14**

**Remaining Criteria (minimum possible score 1):**

- Environmental Benefits 1 (assumes minimum)
- Economic Development 1 (assumes minimum)

## Project Justification Rating 15 or 16 = Medium

BRT Project - Project Justification rating qualifies for Small Starts funding, if Project capital cost can be kept below $300 million

# Preliminary FTA Criteria Ratings NEW STARTS

| HRT Project Justification Criteria | Value | Preliminary Rating | Score |
|---|---|---|---|
| Mobility Improvements | 13,000,000 | Medium | 3 |
| Congestion relief | 15,100 | Medium-High | 4 |
| Cost effectiveness | $12-$14 | Medium-Low | 2 |
| Land Use | See below | Medium-High | 4 |
| Subtotal | | | 13 |

Mobility Improvement: estimated annual trips
Congestion Relief: New weekday linked transit trips
Cost Effectiveness: (Capital + O&M Costs) / (Annual trips on project)
Land Use: Various

# Preliminary FTA New Starts Project Justification Ratings HRT

**Preliminary Small Starts Ratings for 4 of 6 Project Justification criteria (15 points need to qualify for funding):**

- Mobility Improvements 3
- Cost Effectiveness 2
- Congestion Relief 4
- Land Use 4

**Subtotal available data 13**

**Remaining Criteria (minimum possible score 1):**

- Environmental Benefits 1 (assumes minimum)
- Economic Development 1 (assumes minimum)

## Project Justification Rating 15 = Medium

# Updated Station Designs




SMARTSouth@miamidade.gov www.miamismartplan.com #MiamiSMARTPlan

# Updated Station Designs cont.



SMARTSouth@miamidade.gov www.miamismartplan.com #MiamiSMARTPlan

# Updated Station Designs cont.



SMARTSouth@miamidade.gov www.miamismartplan.com #MiamiSMARTPlan

# Updated Station Designs cont.



SMARTSouth@miamidade.gov www.miamismartplan.com #MiamiSMARTPlan

# Recommended Alternative

## BUS RAPID TRANSIT

- BRT projects are promoted nationally by the FTA giving the BRT alternative a better chance at federal funding
- Project justification results point toward a moderate level of investment as being appropriate given the County's limited ability to pay for O&M long term
- BRT allows for a significant operational improvement benefiting the riding public in the least amount of time
- BRT can help the corridor develop increased ridership while preserving a rail option for the future
- Iconic stations would support economic development to further bolster ridership and justify future expansion

# Selecting the Locally Preferred Alternative (LPA)

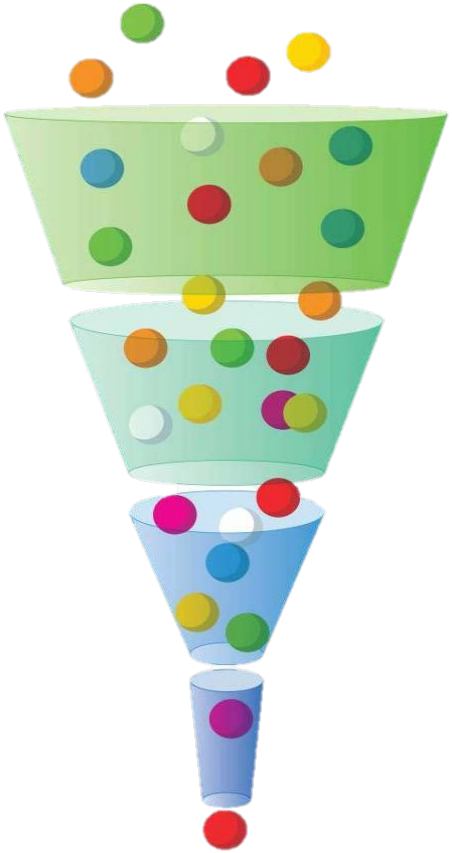

## Purpose and Need

- Identify the need for transit investment
- Determine project goals and objectives
- Define evaluation criteria

## Tier 1 Definition and Evaluation: Qualitative

- Identify the universe of alternatives
- Qualitative evaluation to determine feasibility

## Tier 2 Definition and Evaluation: Quantitative

- Define the remaining alternatives in detail:
  - Develop operating plan
  - Generate ridership forecast
  - Estimate capital and O&M costs
- Evaluate the alternatives in detail

## Selection of Locally Preferred Alternative (LPA) July 19, 2018

SMARTSouth@miamidade.gov www.miamismartplan.com #MiamiSMARTPlan

# Next Steps

1. **Finalize Technical Reports and Complete Presentations**
2. **Present Recommendation to TPO Board on *July 19, 2018***
3. **If LPA is BRT then submit Project Development Application:**

   ***September 2018***
4. **If LPA is HRT then complete Environmental Assessment:**

   ***September 2019***

# Project Team

DTPW Project Manager Jie Bian
(786) 469-5245
jie.bian@miamidade.gov

John Kulpa
Consultant Project Manager
AECOM
(786) 682-4965
john.kulpa@aecom.com

DTPW Public Information Officer Karla Damian
(786) 469-5420
kdamian@miamidade.gov

# Project Advisory Group

# Final Votes

## South Corridor Rapid Transit Project

## Project Advisory Group (PAG) Members

## Final Votes- BRT versus HRT

| No. | Name | BRT/ HRT | Comments |
|---|---|---|---|
| 1 | Barry White | Elevated HRT | We need to be able to compete with these other countries. |
| 2 | Daniel Yglesias | HRT | No Comment. |
| 3 | Dr. Jeanne Jacobs | Elevated HRT | I'm more concerned for the safety of my students with Heavy Rail but also I'm looking at what's best for them in terms of transportation. |
| 4 | Ed Silva | HRT | If it doesn't happen now it won't happen at all. |
| 5 | James E. McDonald | BRT | No Comment. |
| 6 | Johnny Farias | Elevated HRT | No Comment. |
| 7 | Keith Kulynych | BRT | Neither option is the best option. |
| 8 | Ken Forbes | HRT | No Comment. |
| 9 | Linda Taylor | Elevated BRT | These other countries are eating us for lunch. We need to see what they are doing to improve transportation. |
| 10 | Paul J. Schwiep | HRT | I would prefer heavy rail at grade as far south as Southland Mall as the population density supports it with BRT south of there. |
| 11 | Rene Infante | HRT | No Comment. |
| 12 | Stefano Fanfani | HRT | No Comment. |
| 13 | Suzanne Bonner | HRT | HRT at grade, since the option of high speed elevated, was not an option and would have been my choice. |
| 14 | Yunior Santana | HRT | I'm here on behalf of the Mayor and he wants rail. |

# Transportation Planning Organization Briefings

# Transportation Planning Organization Briefings Meetings

## South Corridor Rapid Transit Project

## Transportation Planning Organization (TPO) Briefings

| No. | Transportation Planning Organization Briefings | Date | Time |
|---|---|---|---|
| 1 | Freight Transportation Advisory Committee (FTAC) | June 13, 2018 | 2:00 p.m. |
| 2 | Goulds Community Action Committee (CAC) | June 13, 2018 | 6:00 p.m. |
| 3 | TPO Governing Board Vice- Chairman- Mayor Francis Suarez, City of Miami. Met with Chief of Staff, Joe Ruiz | June 18, 2018 | 2:00 p.m. |
| 4 | City of Florida City Commissioner Eugene Berry | June 19, 2018 | 2:00 p.m. |
| 5 | City of Florida City- Vice Mayor Roy Shiver | June 19, 2018 | 3:00 p.m. |
| 6 | Councilmember Mary Ann Mixon, Town of Cutler Bay | June 19, 2018 | 4:30 p.m. |
| 7 | Citizens' Independent Transportation Trust (CITT) Joint Strategic & Financial Planning and Project & Financial Review Committee Meeting | June 20, 2018 | 4:00 p.m. |
| 8 | City of Homestead- Council Meeting | June 20, 2018 | 6:00 p.m. |
| 9 | Town of Cutler Bay- Council Meeting | June 20, 2018 | 7:00 p.m. |
| 10 | Tri- City Presentation with Maria, Office of Commissioner Daniella Levine Cava | June 22, 2018 | 9:00 a.m. |
| 11 | City of Florida City- Council Meeting | June 26, 2018 | 7:30 p.m. |
| 12 | Bicycle Pedestrian Advisory Committee (BPAC) | June 26, 2018 | 5:30 p.m. |
| 13 | Citizen's Transportation Advisory Committee (CTAC) | June 27, 2018 | 5:30 p.m. |
| 14 | Richmond Heights Alliance | June 28, 2018 | 11:00 a.m. |
| 15 | Municipal Representative Mayor Roberto Martell, Town of Medley | June 28, 2018 | 3:00 p.m. |
| 16 | Councilwoman Sue Ellen Loyzelle, Town of Cutler Bay | June 29, 2018 | 12:30 p.m. |
| 17 | Councilmember Karen Cunningham, Village of Palmetto Bay | July 2, 2018 | 11:00 a.m. |
| 18 | Commissioner Audrey Edmonson, District 3 | July 2, 2018 | 2:30 p.m. |
| 19 | Transportation Planning Technical Advisory Committee (TPTAC) | July 3, 2018 | 10:00 a.m. |
| 20 | MDX Representative Shelly Smith Fano | July 9, 2018 | 8:30 a.m. |
| 21 | TPO Fiscal Priories Committee Meeting | July 9, 2018 | 10: 00 a.m. |
| 22 | Commissioner Jean Monestime, District 2 | July 9, 2018 | 1:30 p.m. |
| 23 | Mayor Oliver G. Gilbert, City of Miami Gardens | July 10, 2018 | 12:00 p.m. |
| 24 | Mayor Smith Joseph, City of North Miami | July 10, 2018 | 4:30 p.m. |
| 25 | Commissioner Vince Lago, City of Coral Gables | July 13, 2018 | 4:00 p.m. |
| 26 | M-DCPS Board Member Perla Tabares Hantman, met w/ Scarlett Hammonds, The Corradino Group | July 13, 2018 | 11:00 a.m. |
| 27 | Commissioner Xavier L. Suarez, District 7. Meeting w/ Melissa Dynan, Transportation Aide | July 13, 2018 | 1:00 p.m. |
| 28 | Mayor Carlos Hernandez, City of Hialeah | July 16, 2018 | 12:15 p.m. |

| | | | |
|---|---|---|---|
| 29 | Transportation and Mobility Committee (TMC) | July 16, 2018 | Cancelled |
| 30 | Commissioner Jose “Pepe” Diaz, District 12 | July 16, 2018 | 1:00 p.m. |
| 31 | Mayor Dan Gelber, City of Miami Beach | July 16, 2018 | 10:00 a.m. |
| 32 | Commissioner Sally A. Heyman. Meeting w/ Danielle Meija, TPO Aide | July 16, 2018 | 2:00 p.m. |
| 33 | Special- Village of Palmetto Bay- Council Meeting | July 16, 2018 | 6:00 p.m. |
| 34 | Sunshine Meeting | July 17, 2018 | 9:30 a.m. |
| 35 | Commissioner Rebeca Sosa, District 6 | July 17, 2018 | 11:00 a.m. |
| 36 | Commissioner Javier D. Souto, Distrct 10 | July 17, 2018 | 12:30 p.m. |
| 37 | Commissioner Eileen Higgins, District 5 | July 17, 2018 | 2:00 p.m. |
| 38 | Village of Pinecrest- Council Meeting | July 17, 2018 | 6:00 p.m. |
| 39 | Commissioner Joe A. Martinez, District 11 (Conference Call) | July 18, 2018 | 10:00 a.m. |
| 40 | TPO Governing Board Meeting | July 19, 2018 | 2:00 p.m. |

# Transportation Planning Organization

# Committee Meetings Agendas

FTAC

Freight Transportation Advisory Committee
of the
Miami-Dade
Transportation Planning
Organization

***Chairperson***
Barbara Pimentel

***Vice Chair***
Juan J. Flores

***Members***
William "Bill" Arata
Jorge E. Corzo
John Dohm
Ryan McFarland
Donard St. Jean
Michael Silver

Miami-Dade Transportation Planning Organization

**FTAC Coordinator**
Kevin C. Walford
Miami-Dade TPO
111 NW First Street, Suite 920
Miami, Florida 33128
(305) 375-2642 T
(305) 375-4950 F
Kevin.Walford@mdtpo.org

#MiamiSMARTPlan
Mobility Today & Tomorrow
www.miamidadetpo.org

# MIAMI-DADE TPO
# FREIGHT TRANSPORTATION ADVISORY COMMITTEE

## WEDNESDAY, JUNE 13, 2018 AT 2:00 PM

**FLORIDA CUSTOMS BROKERS & FORWARDERS ASSOCIATION, INC.**
**8228 NW 14TH STREET, DORAL, FL 33126**

## AGENDA

**I.** **CALL THE MEETING TO ORDER**

**II.** **APPROVAL OF AGENDA**

**III.** **APPROVAL OF MINUTES** – *April 11, 2018*

**IV.** **PUBLIC COMMENTS & ANNOUNCEMENTS**

**V.** **INTRO TO SOUTH FLORIDA MANUFACTURERS ASSOCIATION**
*Matthew Rocco, SFMA*

**VI.** **SMART PLAN SOUTH CORRIOR LPA SELECTION**
*Jie Bian, DTPW*

**VII.** **MIAMI GARDENS FREIGHT IMPROVEMENT PLAN (FM # 439483-1-12-01)**
*Carlos Castro, FDOT D6 District Freight Coordinator*

**VIII.** **US TRUCKLOAD MARKET INSIGHTS**
*Ryan McFarland, Costa Farms*

**IX.** **NEW/OLD BUSINESS**

**A.** Attendance Report through May 2018

**X.** **NEXT MEETING DATE** – *July 11, 2018*

**XI.** **ADJOURNMENT**

**Bicycle/Pedestrian Advisory Committee**
of the
Miami-Dade
**T**ransportation **P**lanning
**O**rganization

***Chairperson***
Collin Worth

***Vice-Chairperson***
Sabine Delouche

***Members***
John William Bailly
Brett Bibeau
Bernardo Bieler
Rose Grand-Pierre
Ken Groce
Hank Sanchez-Resnik
Mary Y. Taylor
Eric Tullberg

Miami-Dade Transportation Planning Organization

**BPAC Coordinator**
Kevin C. Walford
Miami-Dade TPO
111 NW First Street, Suite 920
Miami, Florida 33128
(305) 375-2642 T
(305) 375-4950 F
Kevin.Walford@mdtpo.org

**#MiamiSMARTPlan**
**Mobility Today & Tomorrow**
**www.miamidadetpo.org**

# MIAMI-DADE TPO
## BICYCLE/PEDESTRIAN ADVISORY COMMITTEE

**TUESDAY, JUNE 26, 2018 AT 5:30 P.M.**
STEPHEN P CLARK GOVERNMENT CENTER
111 NORTHWEST FIRST STREET, MIAMI, FL 33128
CONFERENCE ROOM 18-4 (18TH FLOOR)

## A G E N D A

**I. CALL THE MEETING TO ORDER**

**II. APPROVAL OF AGENDA**

**III. APPROVAL OF MINUTES** – *May 22, 2018*

**IV. CITIZEN COMMENTS**

**V. PRESENTATIONS**

1. **SMART PLAN SOUTH CORRIDOR RAPID TRANSIT PROJECT UPDATE**
   *Jie Bian, DTPW*

2. **TOWN OF MIAMI LAKES COMPLETE STREETS**
   *Michelle Gonzalez, Town of Miami Lakes*

3. **FDOT DISTRICT 6 - PROJECT UPDATES REPORT (JUNE)**
   *Raj Shanmugam, Trident Engineering*

**VI. INFORMATION**

1. BPAC Attendance Report

**VII. MEMBER COMMENTS**

**VIII. NEXT MEETING DATE** – *August 28, 2018 (No meeting in July)*

**IX. ADJOURNMENT**

CTAC
Citizens' Transportation Advisory Committee
of the Miami-Dade Transportation Planning Organization

Chairperson
Alan B. Fishman

Vice Chairperson
Dr. Claudius A. Carnegie

Members
Maria Cecilia Chael
Hudson Gaulman, Jr.
Susana Guasch
Jasmine Johnson
Marlon Kelly, Sr.
Anson Jean Pierre
Antonio Reyes
Lee Swerdlin
Naomi L. Wright
Daniel Yglesias

CTAC Coordinator
Paul Chance
Miami-Dade TPO
111 NW First St. #920
Miami, Florida 33128
(305) 375-1888
Paul.Chance@mdtpo.org

#MiamiSMARTPlan
Mobility Today & Tomorrow
www.miamidadetpo.org

**MEETING OF WEDNESDAY, JUNE 27, 2018**

**IMMEDIATELY FOLLOWING MIAMI-DADE COUNTY DEPT. OF TRANSPORTATION AND PUBLIC WORKS (DTPW) CONTROL ROOM TOUR AT 4:00 PM**

# CITIZENS' TRANSPORTATION ADVISORY COMMITTEE

**STEPHEN P. CLARK CENTER**
**111 NW FIRST STREET**
**MIAMI, FLORIDA 33128**
**18TH FLOOR, CONFERENCE ROOM 4 (18-4)**

## AGENDA

**I. CALL TO ORDER**

**II. APPROVAL OF AGENDA**

**III. APPROVAL OF MINUTES** - *Meeting of May 30, 2018*

**IV. PUBLIC COMMENT** - *3 Minutes Each Speaker*

**V. TRANSIT DEVELOPMENT PLAN (TDP) UPDATE** - *Matthew Vinke, Miami-Dade County DTPW Transit Planner II*

**VI. SOUTH DADE TRANSITWAY PD&E STUDY** - *Jie Bian, Miami-Dade County DTPW Principal Planner*

**VII. PUBLIC COMMENT** - *3 Minutes Each Speaker*

**VIII. CHAIR'S REPORT**

**IX. ADJOURNMENT**

Miami-Dade Transportation Planning Organization

***Transportation and Mobility Committee***

**Chairman**
Francis Suarez

**Vice Chairman**
Vacant

**Voting Members**
Audrey M. Edmonson
Oliver G. Gilbert, III
Smith Joseph
Daniella Levine Cava
Jeff Porter

**Executive Director**
Aileen Bouclé, AICP

**Contact Information**

*Ms. Zainab Salim*
*Board Administrator*
Miami-Dade TPO
111 NW First Street
Suite 920
Miami, Florida 33128
305.375.4507
305.375.4950 (fax)
zainab.salim@mdtpo.org
www.miamidadetpo.org

SMART Plan
Mobility Today & Tomorrow
www.miamidadetpo.org

**MEETING OF MONDAY, JULY 16, 2018, AT 2:00 PM**

# TPO TRANSPORTATION AND MOBILITY COMMITTEE

STEPHEN P. CLARK CENTER
111 NW FIRST STREET
MIAMI, FLORIDA 33128
18TH FLOOR CONFERENCE ROOM 4

## A G E N D A

**A. ROLL CALL**

**B. APPROVAL OF AGENDA**

**C. REASONABLE OPPORTUNITY FOR PUBLIC TO BE HEARD**

**D. TPO AGENDA ITEMS**

1. **REQUEST BY TPO VICE CHAIRMAN FRANCIS SUAREZ**
   *RESOLUTION APPROVING THE SCOPE OF SERVICES AND BUDGET FOR THE STRATEGIC MIAMI AREA RAPID TRANSIT (SMART) TRAILS PROGRAM TO CONNECT SHARED-USE PATHS AND OTHER NON-MOTORIZED FACILITIES TO THE SMART PLAN STATIONS AND ASSOCIATED TRANSIT-ORIENTED DEVELOPMENTS*

**E. INFORMATION ITEM(S)**

1. FLORIDA DEPARTMENT OF TRANSPORTATION (FDOT) ANTI-LITTER CAMPAIGN

2. SOUTH DADE TRANSITWAY CORRIDOR OF THE STRATEGIC MIAMI AREA RAPID TRANSIT (SMART) PLAN UPDATE

**F. APPROVAL OF MINUTES**

- Meeting of May 22, 2018

**G. ADJOURNMENT**

**MEETING OF THURSDAY, JULY 19, 2018, AT 2:00 PM**

# TPO GOVERNING BOARD

STEPHEN P. CLARK CENTER
111 NW FIRST STREET
MIAMI, FLORIDA 33128
COUNTY COMMISSION CHAMBERS

## AGENDA

1. **ROLL CALL**
2. **PLEDGE OF ALLEGIANCE**
3. **APPROVAL OF AGENDA**
4. **REASONABLE OPPORTUNITY FOR THE PUBLIC TO BE HEARD**
5. **ACTION ITEMS**

**A. PUBLIC HEARING ITEM(S)**

1. **REQUEST BY TPO BOARD MEMBER JEAN MONESTIME**
*RESOLUTION APPROVING AN AMENDMENT TO THE FISCAL YEAR 2019 TRANSPORTATION IMPROVEMENT PROGRAM (TIP) TO INCLUDE A ROAD WIDENING PROJECT ON WEST DIXIE HIGHWAY FROM NE 163RD STREET TO NE 175TH STREET FROM TWO TO FOUR LANES; PROJECT NUMBER PW000764* **(ROLL CALL REQUIRED)**

7-9-18 Recommended favorably by the Fiscal Priorities Committee

**B. NON-PUBLIC HEARING ITEM(S)**

1. **REQUEST BY TPO VICE CHAIRMAN FRANCIS SUAREZ**
*RESOLUTION APPROVING THE SCOPE OF WORK AND BUDGET FOR THE STRATEGIC MIAMI AREA RAPID TRANSIT (SMART) TRAILS PROGRAM TO CONNECT SHARED-USE PATHS AND OTHER NON-MOTORIZED FACILITIES TO THE SMART PLAN STATIONS AND ASSOCIATED TRANSIT-ORIENTED DEVELOPMENTS*

7-16-18 Item scheduled on the Transportation and Mobility Committee meeting agenda

2. **SOUTH DADE TRANSITWAY CORRIDOR LOCALLY PREFERRED ALTERNATIVE**
*RESOLUTION SELECTING THE LOCALLY PREFERRED ALTERNATIVE (LPA) FOR SOUTH DADE TRANSITWAY CORRIDOR OF THE STRATEGIC MIAMI AREA RAPID TRANSIT (SMART) PLAN*

C. **COMMITTEE APPOINTMENTS**
1. VACANCY REPORT

D. **APPROVAL OF MINUTES**
1. Meeting of June 21, 2018


TPO
Miami-Dade Transportation Planning Organization

*Governing Board*

**Chairman**
Esteban L. Bovo, Jr.

**Vice Chairman**
Francis Suarez

**Voting Members**
Juan Carlos Bermudez
Jose "Pepe" Diaz
Audrey M. Edmonson
Dan Gelber
Oliver G. Gilbert, III
Perla T. Hantman
Carlos Hernandez
Sally A. Heyman
Eileen Higgins
Barbara J. Jordan
Smith Joseph
Vince Lago
Daniella Levine Cava
Roberto Martell
Joe A. Martinez
Jean Monestime
Dennis C. Moss
Jeff Porter
Shelly Smith Fano
Rebeca Sosa
Javier D. Souto
Xavier L. Suarez

**Executive Director**
Aileen Bouclé, AICP



**Contact Information**

*Ms. Zainab Salim*
*Clerk of the TPO Board*
Miami-Dade TPO
111 NW First Street
Suite 920
Miami, Florida 33128
305.375.4507
305.375.4950 (fax)
zainab.salim@mdtpo.org



**SMART Plan**
Mobility Today & Tomorrow
www.miamidadetpo.org

**6. REPORTS**

A. BOARD MEMBERS
   1. Request by TPO Board Member Xavier L. Suarez: Discussion of municipal circulator connecting the Village of Key Biscayne to the Vizcaya Metrorail Station

B. MIAMI-DADE PUBLIC SCHOOLS

C. MIAMI-DADE COUNTY
   1. Department of Transportation and Public Works (DTPW) 2018 Transportation Asset Management (TAM) Plan

D. MUNICIPALITIES

E. COUNTY ATTORNEY

F. MIAMI-DADE EXPRESSWAY AUTHORITY
   1. Status Report

G. FLORIDA DEPARTMENT OF TRANSPORTATION (DISTRICT 6)
   1. Response to TPO Resolution #25-18

H. EXECUTIVE DIRECTOR
   1. TPO June Meeting Follow-up Report

**7. COMMITTEES AND SPECIAL REPORTS**

A. CITIZENS' COMMITTEES
   1. FREIGHT TRANSPORTATION ADVISORY COMMITTEE (FTAC)
   2. TRANSPORTATION AESTHETIC ADVISORY COMMITTEE (TARC)
   3. BICYCLE PEDESTRIAN ADVISORY COMMITTEE (BPAC)
   4. CITIZENS' TRANSPORTATION ADVISORY COMMITTEE (CTAC)

B. SPECIAL REPORTS

**8. CORRESPONDENCE**

**9. ADJOURNMENT**

*It is the policy of the Miami-Dade TPO to comply with all of the requirements of the Americans with Disabilities Act (ADA). The facility is accessible. For sign languoge interpreters, assistive listening devices, or materials in accessible format, please call 305-375-4507 at least five business days in advance of the meeting.*

# Fact Sheets

# FACT SHEET

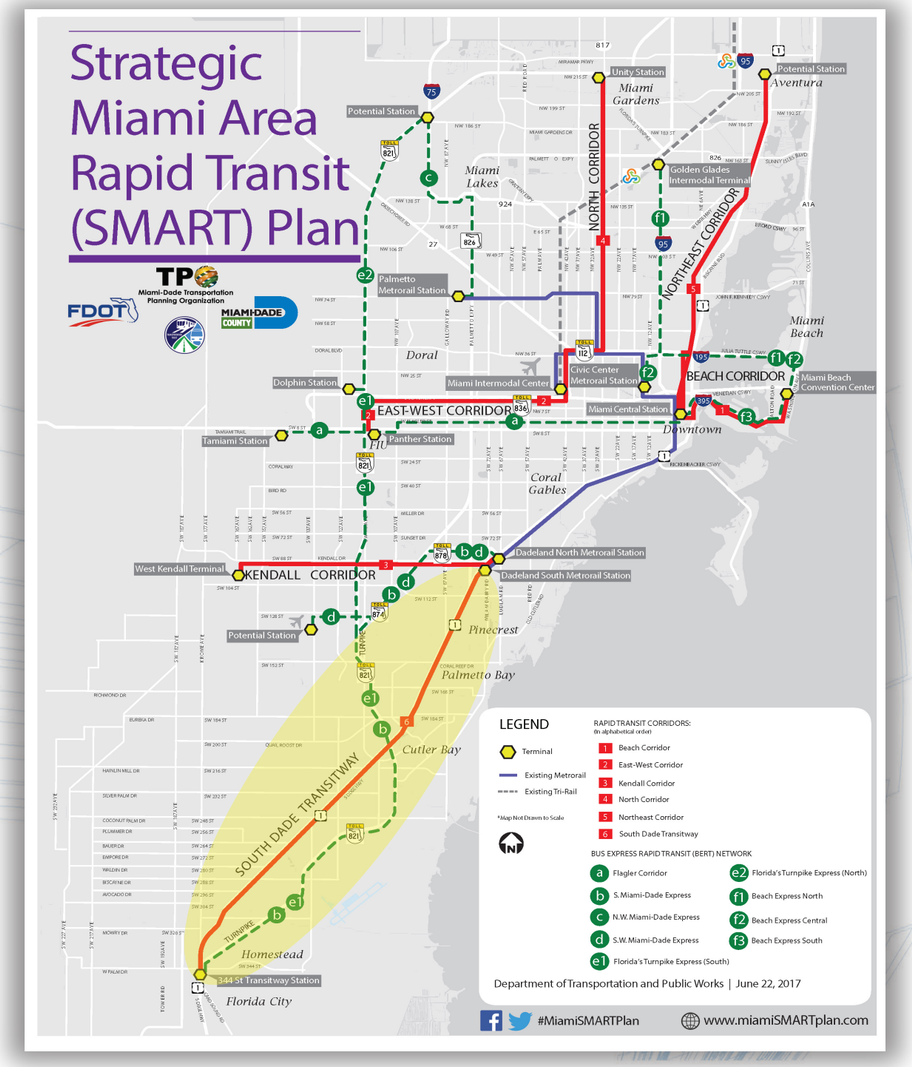


MIAMI-DADE COUNTY

Department of Transportation and Public Works

## SOUTH CORRIDOR Rapid Transit Project







- Project Description
- Project Characteristics
- Project Status/Schedule
- Study Objective
- What is Rapid Transit?
- Public Involvement
- Project Map

**GET INVOLVED:** Contact DTPW Public Information Officer Charesse Chester
telephone: (305) 944-7564, or by email at SMARTSouth@miamidade.gov
For more information visit: www.miamismartplan.com #MiamiSMARTPlan

# SOUTH CORRIDOR RAPID TRANSIT PROJECT

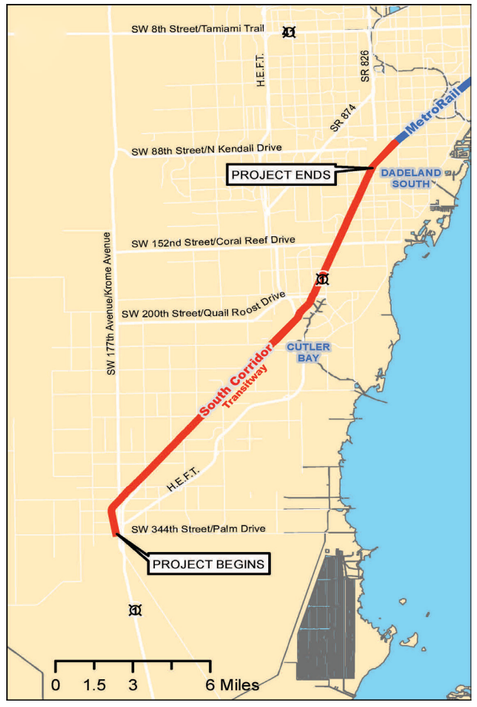


## PROJECT DESCRIPTION

The Miami-Dade County Department of Public Works (DTPW) has initiated this study in order to determine and document the feasibility of improving the existing South Dade Transitway (formerly known as busway). This Transitway currently operates as the only dedicated busway in Miami-Dade County. The study will look at upgrading transit services along this highly travelled corridor, improving safety and mobility, while being sensitive to the needs and concerns of the surrounding communities and preserving the character of the various cities and unincorporated County areas. This corridor is also critical in terms of hurricane evacuation and as a post-disaster recovery route. The study is part of an integrated effort involving engineering analysis and environmental evaluation, and this is one of the six rapid transit corridors identified in the Strategic Miami Area Rapid Transit (SMART) plan adopted by the Miami-Dade County Transportation Planning Organization (TPO) in April, 2016.

## PROJECT CHARACTERISTICS

The project extends from SW 344th Street on the south to the Dadeland South Metrorail station for a distance of approximately 20 miles. The approach to this project will be to thoroughly assess the safety, mobility and community needs of the corridor, develop alternatives to address those needs, and evaluate them according to regulatory agency requirements and community values. As part of this study and of the alternative selection process, a comprehensive public involvement program is being conducted. It consists of numerous informal and formal meetings with the general public as well as with governmental agencies, elected officials and other interested parties.

## PROJECT STATUS/SCHEDULE

This study is in the planning and development stages. During this phase, the preliminary engineering as well as the preparation of all necessary environmental documentation required for state and potentially federal approval and subsequent funding is completed. An approximate 1-year timeframe is projected for this effort. This study is scheduled to be completed in March, 2018.

## STUDY OBJECTIVE

This study will evaluate the implementation of a cost-effective, rapid transit system and infrastructure improvements along the Transitway as part of an overall interconnected rapid transit network. A focus on multimodal improvements to accommodate rapid transit service will be determined through an evaluation of transit options including mode, alignment, station locations and service frequency.

## WHAT IS RAPID TRANSIT?

Characteristics of rapid transit include faster speeds, more frequent service, operating along an exclusive guideway and various passenger amenities at stations and in the vehicles. Examples of rapid transit modes include Bus Rapid Transit (BRT), Light Rail Transit (LRT) and Heavy Rail Transit (HRT/Metrorail).



## PUBLIC INVOLVEMENT

As a member of this community, your involvement and input are vital to the success of this project. A comprehensive Public Involvement Plan is therefore a key component of this study. Public involvement will consist of formal and informal meetings with the general public, elected officials, and representatives of government agencies, municipalities, transportation providers, and other interested stakeholders throughout the duration of the study.

## SCHEDULE

**Kick-off**
**May 2017**

**Corridor Workshops**
**Summer 2017**

**Alternatives Workshops**
**Fall 2017**

**Locally Preferred Alternative**
**Spring 2018**

MIAMI-DADE COUNTY

# HOJA INFORMATIVA

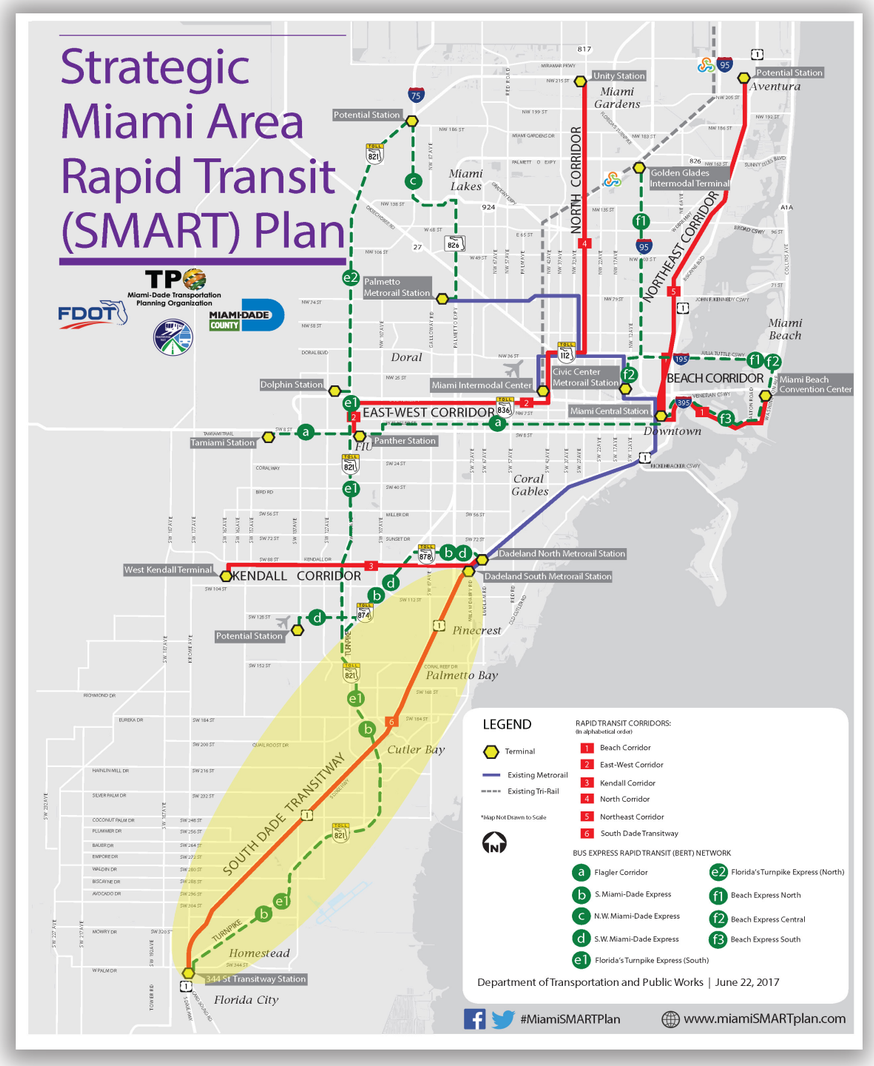


MIAMI-DADE COUNTY

## Departamento de Transporte y Obras Públicas

# CORREDOR DEL SUR

## Proyecto de tránsito rápido







- ▶ Descripción del proyecto
- ▶ Características del proyecto
- ▶ Estado/Programación del proyecto
- ▶ Objetivo del estudio
- ▶ ¿Qué es el tránsito rápido?
- ▶ Participación del público
- ▶ Mapa del proyecto

**PARTICIPE:** comuníquese con Charesse Chester, Representante de Información Pública del DTPW (por sus siglas en inglés), al teléfono: (305) 944-7564 o por correo electrónico a SMARTSouth@miamidade.gov
Para obtener mayor información, visite: www.miamismartplan.com #MiamiSMARTPlan

# PROYECTO DE TRÁNSITO RÁPIDO DEL CORREDOR DEL SUR

# HOJA INFORMATIVA

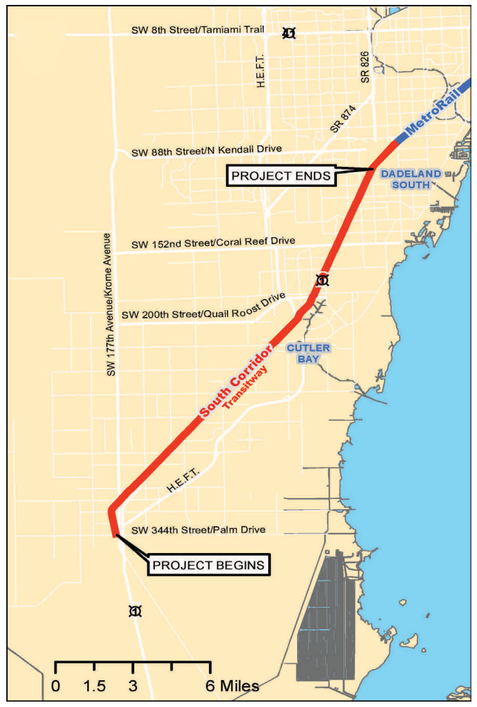


## DESCRIPCIÓN DEL PROYECTO

El Departamento de Transporte y Obras Públicas (DTPW) del Condado de Miami-Dade ha iniciado este estudio para determinar y documentar la viabilidad de mejorar los Carriles de Tránsito de South Dade. Estos carriles de tránsito operan actualmente como el único carril de autobuses en el Condado de Miami-Dade. El estudio analizará la actualización de los servicios de tránsito a lo largo de este corredor altamente transitado, el mejoramiento de la seguridad y la movilidad, teniendo en cuenta las necesidades y las inquietudes de las comunidades aledañas y manteniendo el carácter de las diversas ciudades y áreas del condado no incorporadas. Este corredor también es fundamental para evacuación durante huracanes y como vía de recuperación después de un desastre. El estudio es parte de un esfuerzo integrado que incluye análisis de ingeniería y evaluación ambiental, y este es uno de los seis corredores de tránsito rápido en el Plan de Tránsito Rápido en Áreas Estratégicas de Miami (SMART Plan) que la Organización para la Planificación del Transporte (Transportation Planning Organization, TPO por sus siglas en inglés) del Condado de Miami-Dade adoptó en abril de 2016.

## CARACTERÍSTICAS DEL PROYECTO

El proyecto inicia en la calle 344 del suroeste al sur, hasta la estación Dadeland South del Metrorail y se extiende una distancia de aproximadamente 20 millas. El enfoque de este proyecto consistirá en la valoración a fondo de la seguridad, la movilidad y las necesidades de la comunidad a lo largo del corredor, el desarrollo de alternativas para atender dichas necesidades y su evaluación de acuerdo con los requisitos de organismos normativos y los valores comunitarios. Como parte de este estudio y del proceso de selección alternativa, se está realizando un programa integral para la participación del público. Consiste de numerosas reuniones formales e informales con el público en general y con organismos gubernamentales, oficiales elegidos y otras partes interesadas.

## ESTADO/PROGRAMACIÓN DEL PROYECTO

Este estudio está en las etapas de planificación y desarrollo. Durante esta fase, se completarán los estudios preliminares de ingeniería y se preparará toda la documentación ambiental necesaria que se requiere para la aprobación estatal y, posiblemente, la federal, al igual que para la financiación. Se prevé un periodo de tiempo de aproximadamente un año para este esfuerzo. Este estudio está programado para completarse en marzo de 2018.

## OBJETIVO DEL ESTUDIO

Este estudio evaluará la implementación de un sistema de tránsito rentable y rápido y las mejoras a la infraestructura a lo largo de los carriles de tránsito como parte de una red de tránsito rápido global e interconectada. Para determinar un enfoque en mejoras multimodales para acomodar el servicio de tránsito rápido, se realizará una evaluación de las opciones de tránsito que incluyen modo, alineación, ubicación de las estaciones y frecuencia del servicio.

## ¿QUÉ ES EL TRÁNSITO RÁPIDO?

Las características del tránsito rápido incluyen velocidades más altas, un servicio más frecuente, operación a lo largo de una vía exclusiva, y diversos servicios para pasajeros en las estaciones y en los vehículos. Algunos ejemplos de modos de tránsito rápido son el Tránsito Rápido de Autobuses (Bus Rapid Transit, BRT por sus siglas en inglés), el Tránsito de Trenes Ligeros (Light Rail Transit, LRT por sus siglas en inglés) y el Tránsito de Trenes Pesados (HRT (por sus siglas en inglés)/Metrorail).



## PARTICIPACIÓN DEL PÚBLICO

Por ser parte de esta comunidad, la participación y la retroalimentación del público son vitales para el éxito de este proyecto. Por este motivo, uno de los componentes más importante de este estudio es la elaboración de un Programa Integral para la Participación del Público. Esta participación constará de reuniones formales e informales con el público en general, oficiales elegidos y representantes de organismos gubernamentales, municipios, proveedores de transporte y otros actores seleccionados, las cuales se llevarán a cabo mientras dure el estudio.

**Lanzamiento mayo de 2017**

**Talleres sobre el corredor verano de 2017**

**Talleres Alternativas otoño de 2017**

**Alternativa localmente preferida Primavera de 2018**

MIAMI-DADE COUNTY

# Strategic Miami Area Rapid Transit (SMART) Plan

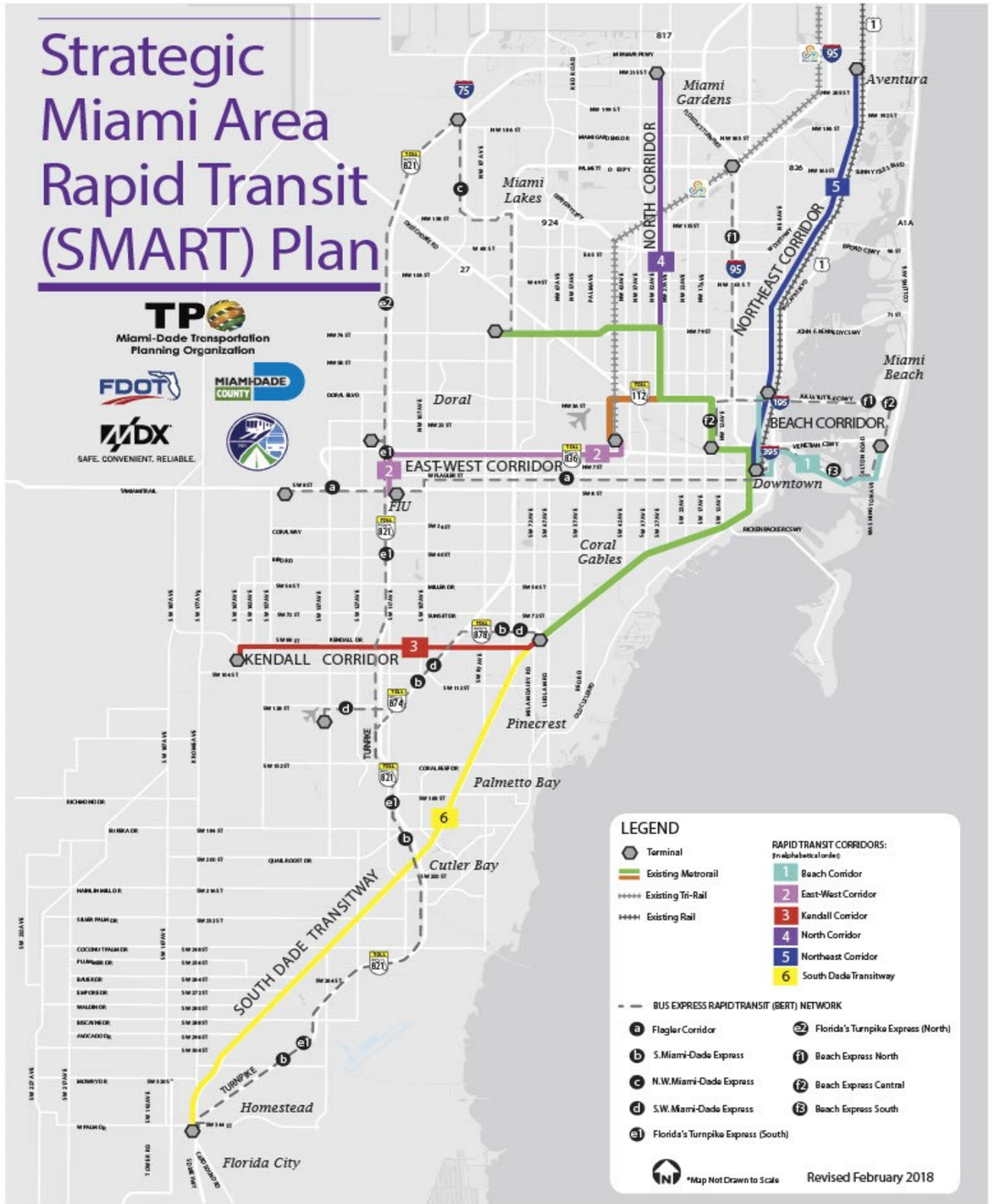


#MiamiSMARTplan
www.miamismartplan.com

MIAMI-DADE COUNTY

**Department of Transportation and Public Works**






# South Corridor Rapid Transit Project
# FACT SHEET

## Spring 2018






#MiamiSMARTplan

www.miamismartplan.com

SMARTSouth@miamidade.gov

# SOUTH CORRIDOR RAPID TRANSIT PROJECT

# FACT SHEET

## Project Overview and Limits

In the spring of 2017, the Miami–Dade County Department of Transportation & Public Works (DTPW) initiated the South Corridor Rapid Transit Project Development & Environment (PD&E) Study. The South Corridor is one of the six Strategic Miami Area Rapid Transit (SMART) Plan corridors being evaluated to assess and meet the safety and mobility needs of Miami-Dade County. The South Dade Transitway currently operates as the only dedicated busway in Miami–Dade County. The study area starts at SW 344th Street on the south and ends at the Dadeland South Metrorail station on the north. The study aims to identify the best alternative to upgrade the existing transit system. This corridor is also critical in terms of hurricane evacuation and as a post–disaster recovery route. DTPW is evaluating the implementation of a cost–effective, rapid transit system and infrastructure improvements along the Transitway as part of an overall interconnected rapid transit network.

## Tier 1 Alternatives Evaluation

At the beginning of the study, four (4) transit mode alternatives were being considered as rapid transit options for the Transitway. After a Tier 1 analysis, the alternatives were refined to three options that would work best with the existing Metrorail system. The alternatives moving forward as a part of the Tier II analysis are as follows: 1) At-Grade Metrorail Extension; 2) At-Grade Bus Rapid Transit (BRT);(3) the Connected Autonomous Vehicle (CAV); and a No-Build option. The viable transit alternatives at this phase of the study are as follows:

## PROJECT LOCATION MAP

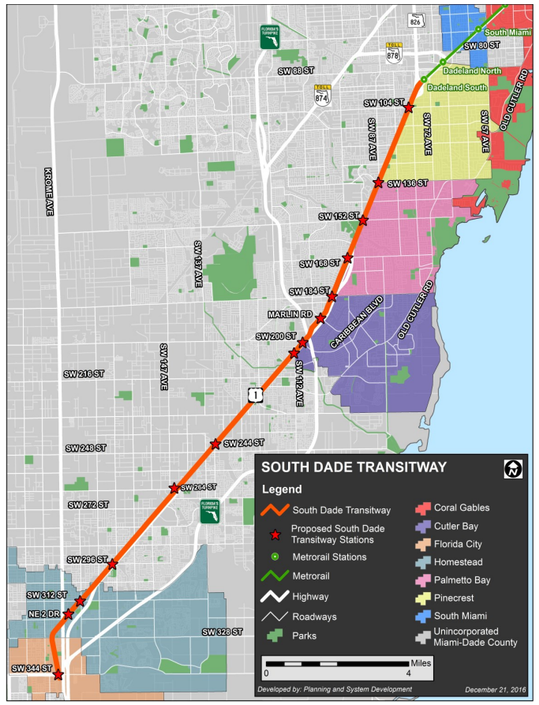


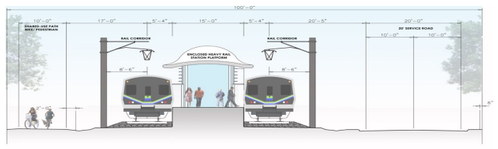

### At-Grade Metrorail Extension

At-Grade Metrorail Extension is an extension of the existing Metrorail technology to the end of the South Dade Transitway using overhead electric power (catenary).

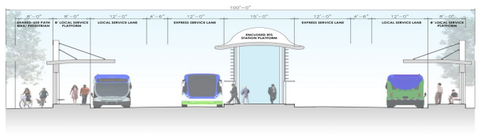

### At-Grade Bus Rapid Transit (BRT)

At–Grade Bus Rapid Transit (BRT) Services provides a high–quality bus–based transit service operating with the same transit signal pre-emption as rail.

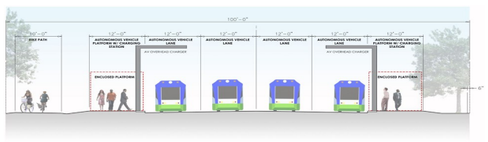

### Connected Autonomous Vehicle (CAV)

Connected Autonomous Vehicle (CAV), a driverless vehicle, aims to prepare the Transitway for the new technology. CAV is considered the solution for the short trips to and from transit stops.

## Project Schedule




**Stay Informed/Be Involved**

For more information, contact Public Information Officer Charesse Chester at 305-944-7564 or by email at **SMARTSouth@miamidade.gov.**

**www.Miamismartplan.com**

**#MiamiSMARTPlan**

## What does No-Build Mean?

The No–Build option means minor transit improvements will be implemented using existing transit funding. The Transitway would continue to carry transit vehicles and emergency service vehicles only.

## Why was the Light Rail (LRT) Alternative Eliminated?

The Light Rail Transit (LRT) option was eliminated as an option for the following reasons:1) it would require a completely new fleet of vehicles; 2) it would not be able to operate on the existing Metrorail system; 3) it would require retraining of all existing operator and maintenance staff; and 4) the cost to buy land and build a new Vehicle Maintenance Facility.

## Public Engagement

In the spring of 2017, DTPW conducted a kick–off public meeting. At the meeting, DTPW explained the purpose of the project, project schedule, and various opportunities for public input during the one year study process. A website (www.miamismartplan.com) was created to make meeting materials such as presentations, fact sheets, and survey information readily available to the public and interested parties. Meeting invitations were mailed to property owners and distributed at public facilities and Park & Ride lots along the corridor. Print and social media advertising as well as press releases were utilized to encourage public participation in meetings and workshops.

The study team has appeared before municipal councils and briefed the elected Miami–Dade County Commissioners representing the unincorporated areas. Additionally, a Project Advisory Group (PAG) was established to obtain input from representatives of municipalities, homeowners associations, business groups, unincorporated Miami–Dade Community Councils, churches, and educational facilities at key phases in the study. The PAG is scheduled to meet four times during the study process.

In May 2018, the public has another opportunity to give input at the Alternatives Public Workshops. At the workshops, the public will have an opportunity to review the alternatives still being considered and offer input on the station concepts. The public may submit written comments as well as speak with DTPW representatives in attendance. All meeting materials are available for review at: **www.miamismartplan.com**.

The Miami-Dade Transportation Planning Organization (TPO) is expected to select a Locally Preferred Alternative (LPA) for the Transitway in July 2018.







# Strategic Miami Area Rapid Transit (SMART) Plan

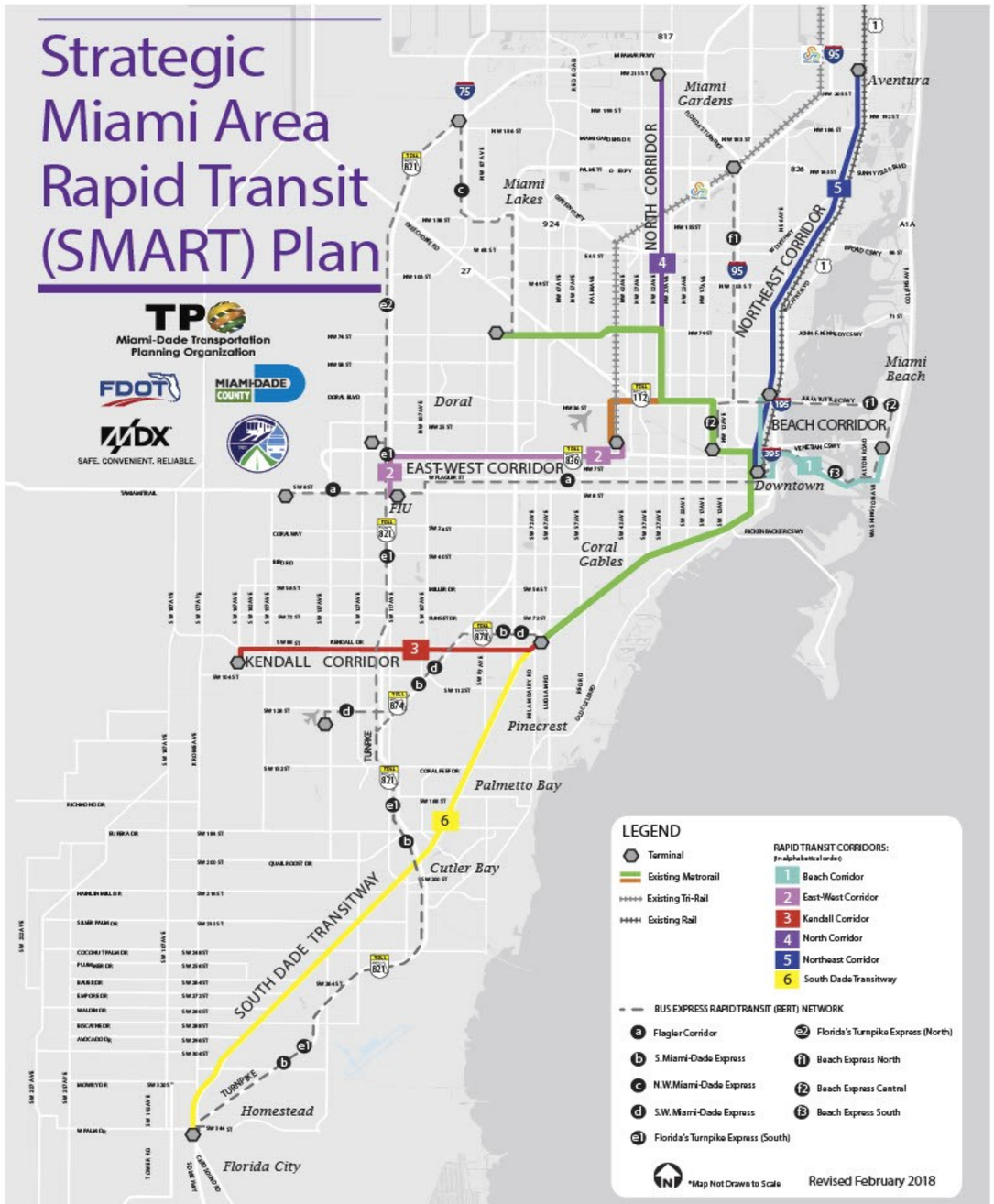


#MiamiSMARTplan
www.miamismartplan.com

MIAMI-DADE COUNTY

El Departamento de Transporte y Obras Públicas (DTPW) del Condado de Miami-Dade






# Proyecto del Corredor Sur de Tránsporte Rápido
# HOJA INFORMATIVA

## Primavera 2018






#MiamiSMARTplan

www.miamismartplan.com
SMARTSouth@miamidade.gov

# Proyecto del Corredor Sur de Tránsporte Rápido

# HOJA INFORMATIVA

## Visión General y Limites del Proyecto

En la primavera de 2017, el Departamento de Transporte y Obras Públicas del Condado de Miami-Dade (DTPW) inició el Estudio del Desarrollo e Impacto Ambiental del Proyecto de Transporte Rápido del Corredor Sur (PD&E). El Corredor Sur es uno de los seis corredores del Plan Estratégico de Transporte Rápido de Miami (SMART) que se evalúan para determinar y satisfacer las necesidades de seguridad y movilidad del Condado de Miami-Dade. Esta arteria vial opera actualmente como la única vía exclusiva de autobuses en el Condado de Miami-Dade. El área de estudio comienza en La Calle SW 344th Street en el sur y termina en la estación Dadeland South del Metrorail en el norte.  El estudio tiene como objetivo identificar la mejor alternativa para actualizar el sistema de tránsito existente. Este corredor también es crítico en términos de evacuación en caso de huracanes y como ruta de recuperación luego de desastres. El DTPW está evaluando la implementación de un sistema de tránsito rápido y de mejoras en el sistema y la infraestructura a lo largo de la arteria vial como parte de una red global e interconectada de tránsito rápido.

## Evaluación de Alternativas del Nivel 1

Al comienzo del estudio, se consideraron cuatro (4) posibles opciones de Transporte rápido para la arteria vial. Después de un análisis del Nivel 1, las alternativas se depuraron y quedaron tres opciones que funcionarían mejor con el sistema de Metrorail existente. Las alternativas que avanzan como parte del análisis del Nivel II son las siguientes: 1) Extensión de Metrorail a nivel; 2) Servicio de Transporte Rápido de Autobuses a nivel (BRT: Bus Rapid Transit); (3) el Vehículo Autónomo Conectado (CAV), y una opción de No-Construcción. Las alternativas de tránsito viables en esta fase del estudio son las siguientes:

## Mapa de Ubicacion del Proyecto

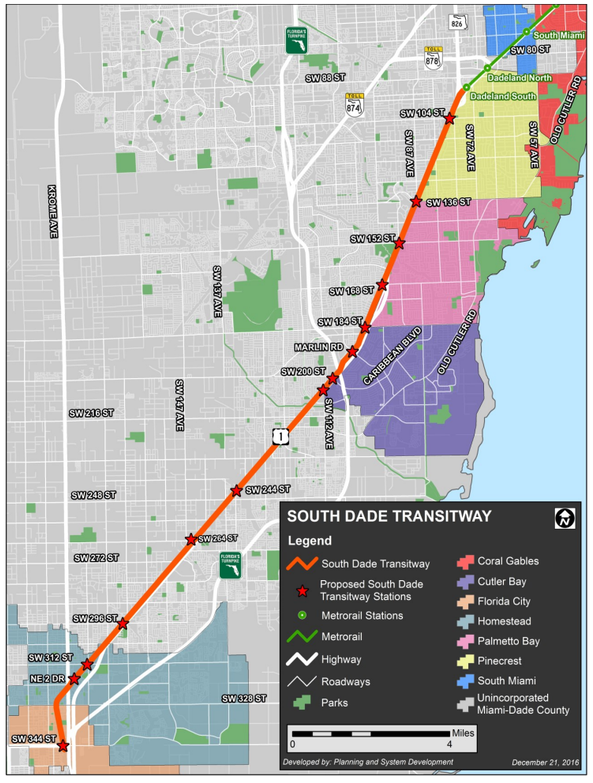


## Calendario del Proyecto




**Esté Informado/Participe**

Para obtener información, contactar a Charesse Chester, Of icial de información pública, al 305-944-7564 o por email a **SMARTSouth@miamidade.gov.**

**www.Miamismartplan.com**

**#MiamiSMARTPlan**

## ¿Qué significa No-Construccion?

La opción No-Construccion significa que se implementarán mejoras menores de Transporte usando los tondos existentes del Transporte. El Transitway solamente continuaría transportando vehículos de Transporte y vehículos de servicio de emergencia.

## ¿Por qué se eliminó la alternative de Trenes Ligeros (LRT)?

La alternativa de Trenes Ligeros (LRT) fue eliminada como opción por los siguientes motivos: 1) requeriría una flota de vehículos completamente nueva; 2) no podría operar en el sistema existente de Metrorail; 3) requeriría volver a capacitar a todo el personal existente; y 4) implicaría comprar terrenos y construir nuevas instalaciones para el mantenimiento de los vehículos.

## Compromiso del Público

En la primavera de 2017, el DTPW realizó una reunión pública inicial. En la reunión, el DTPW explicó el propósito del proyecto, el cronograma del mismo y varias oportunidades para la participación del público durante el proceso de estudio de un año. Se creó un sitio web (www.miamismartplan.com) para poner a disposición del público y de las partes interesadas materiales para las reuniones, como presentaciones, infografías e información de encuestas. Las invitaciones a las reuniones se enviaron por correo a los dueños de propiedades y se distribuyeron en instalaciones públicas y en sitios de estacionamiento a lo largo del corredor. Mediante comunicados de prensa, se distribuyó al público información impresa y de publicidad en las redes sociales sobre las reuniones.

El equipo de estudio se ha presentado ante los consejos municipales y ha suministrado información a los comisionados electos del Condado de Miami-Dade que representan a las áreas no incorporadas. Además, se estableció un Grupo Asesor de Proyectos (PAG) para conocer los puntos de vista de los representantes de municipalidades, asociaciones de propietarios de vivienda, grupos empresariales, consejos comunitarios no incorporados de Miami-Dade, iglesias e instalaciones educativas en las fases clave del estudio. El PAG ha programado cuatro reuniones durante el proceso de estudio.

En mayo de 2018, el público tendrá otra oportunidad de dar su opinión en los Talleres Públicos sobre Alternativas. En los talleres, el público tendrá la oportunidad de revisar las alternativas que aún se estén considerando y opinar sobre los conceptos de la estación. El público puede enviar comentarios por escrito y hablar con representantes del DTPW que estén presentes. Todos los materiales de la reunión están disponibles para su revisión en: www.miamismartplan.com.

La Organización de Planificación de Transporte de Miami-Dade (TPO) seleccionará una Alternativa Preferida Localmente (LPA) para la arteria vial en julio de 2018.

### Extensión del Metrorail a Nivel (At-Grade)

La extensión del Metrorail a Nivel es una extensión de la tecnología existente de Metrorail hasta el final del South Dade Transitway.



### Bus de Transporte Rápido a Nivel (BRT)

Los servicios de Bus de Transporte Rápido a Nivel (BRT) brindan un servicio de transporte basado en autobuses de alta calidad
que operan con los mismos derechos preferenciales de los ser-

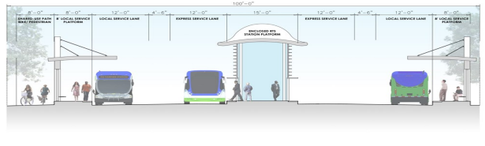

### Vehículo Autónomo Conectado (CAV)

El Vehículo Autónomo Conectado (CAV, por sus siglas en inglés) es un vehículo sin conductor, cuyo objetivo es preparar el Transitway para la nueva tecnología. El CAV se considera la solución para los viajes cortos hacia y desde las paradas de tránsito.

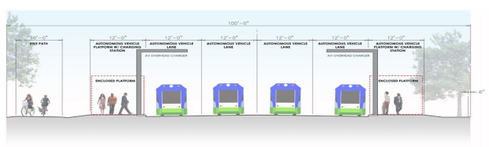







# Project Team

Jie Bian- DTPW Project Manager

(786) 469-5245

Jie.bian@miamidade.gov

John Kulpa- Consultant Project Manager

AECOM

(786) 682-4965

john.kulpa@aecom.com

Karla Damien- DTPW Public Information Officer

(786) 469-5420

kdamian@miamidade.gov

Charesse Chester- Public Information Officer

Creativision MEDIA

(305) 944-7564

SMARTSouth@miamidade.gov

# APPENDIX H: O&M COSTS

AECOM
7650 Corporate Center Drive (N.W. 19th Street)
Miami
FL, 33126
USA
aecom.com

**Project name:**
CIP-155 South Corridor

**Project ref:**

**To:**
Jie Bian, Project Manager, DTPW

**From:**
John Mason

**CC:**
File

**Date:**
June 23, 2017

# Memo

## Operations and Maintenance Methodology Memorandum

## Introduction

The existing South Dade Transitway consists of a dual lane busway extending from the southern terminus of the Metrorail system at the Dadeland South station to SW 344 Street in Florida City, a distance of approximately 20 miles. The current facility operates as an at-grade transitway running along what was historically a railroad alignment. The current Miami-Dade County SMART plan includes the South Corridor as one of the six premium transit corridors to be developed in the future. The South Corridor project features four (4) Build Alternatives in addition to No-Build and Transportation System Management (TSM) alternatives as follows:

- At-grade Bus Rapid Transit (BRT) using the existing transitway with grade separations at 7 major intersections
- At-grade Light Rail Transit (LRT) along the transitway with grade separations at 7 major intersections
- At-grade Metrorail extension along the transitway with grade separations at 7 major intersections
- Connected Autonomous Vehicle (CAV) operating on a widened transitway with grade separations at 7 major intersections as a standalone alternative

This report describes the operating and maintenance (O&M) cost methodologies for the South Corridor project. Unique O&M cost models were developed for each transit technology -- Metrobus, BRT, LRT, Metrorail and CAV – using Microsoft Excel spreadsheets.

- DTPW's recent motor bus (MB) financial and operations data was used to develop the Metrobus cost model. The Metrobus cost model will be used to estimate costs for the No-Build and TSM alternatives (fixed route operations), as well as O&M costs for changes in feeder bus operations for each of the four Build alternatives. In addition, the Metrobus cost model will be adapted to estimate O&M costs for the BRT and CAV alternatives.
- DPTW's recent Metrorail financial and operations data was used to develop the Metrorail cost model. The Metrorail cost model will be used to estimate costs for the No-Build and TSM alternatives, as well as O&M costs for the Metrorail extension alternative.
- Since DPTW does not presently operate the LRT technology, a generic LRT cost model was developed using recent operations and financial data for 16 peer modern LRT systems that are similar in size to the South Corridor project. The LRT cost model will be used to estimate O&M costs for the LRT alternative.
- At present, there are no Autonomous Vehicle systems in operation that are comparable to the South Corridor CAV alternative. The CAV alternative is expected to be comprised of both private and public transit CAVs. Private CAV O&M costs will not be estimated for the South Corridor project. Public CAV O&M costs are expected to be comprised of lane and station/stop maintenance, signal maintenance, driverless bus operations, and equipment maintenance and servicing of Public CAVs. The Public CAVs are expected to be similar to existing Metrobus vehicles, albeit without a driver. Therefore, the Public CAV O&M cost model is expected to be adapted from DPTW's Metrobus cost model.

Each O&M cost model is a fully allocated model developed in accordance with FTA's previous guidance on O&M cost model development for fixed guideway projects. In other words, each model will capture all costs associated with the administration, operations, vehicle maintenance and facilities maintenance functions, including an allocation of on-going costs for support functions such as administration, finance, payroll, legal, planning, etc.

Recent fiscal year 2015 (FY 2015) National Transit Database reports were used to develop each cost model. FY 2015 cost data is typically reported by FTA function (e.g., Administration, Vehicle Operations, Vehicle Maintenance, Non-Vehicle Maintenance) and object class (e.g., Operator Salaries and Wages, Other Salaries and Wages, Fringe Benefits, Service, Fuel and Lube, Tires and Tubes, Other Materials and Supplies, Utilities, Casualty and Liability Costs, Taxes, Miscellaneous, and Purchased Transportation).

Typical driving variables include Vehicles Operated in Maximum Service (a.k.a. Peak Vehicles), Actual Revenue Vehicle-Miles, Actual Revenue Bus or Train-Hours, BRT Stations (BRT alternative only), Directional Miles of Rail Trackway (LRT and Metrorail alternatives only), and Maintenance Facilities (Metrobus garages or rail yards).

Each cost item (e.g., bus operator wages and salaries) will be assigned to a specific driving variable (e.g., annual revenue bus-hours). Unit costs for each line item will be calculated by dividing the FY 2015 cost by the value of the appropriate driving variable (e.g., $97,593,767 MB Operator Salaries and Wages / 2,392,090 annual revenue Metrobus bus-hours = $40.80 per revenue bus-hour). Unit costs will then be summed for all cost items having like driving variables. The annual O&M cost is represented by the general equation below:

$$\text{Annual O\&M Cost} = \sum_{i \ldots n} (\text{Unit Cost } \boldsymbol{i} * \text{Driving Variable } \boldsymbol{i}) + \ldots (\text{Unit Cost } \boldsymbol{n} * \text{Driving Variable } \boldsymbol{n})$$

where:

- Unit Cost ***i***: The sum of unit costs for all cost items assigned to driving variable ***i***.
- Driving Variable ***i***: The value of driving variable ***i*** for the calibration year (2015) or for a project alternative.

These development and validation testing of each cost model is described below.

## METROBUS O&M COST MODEL

The DPTW Metrobus O&M cost model uses the following four driving variables to define its fixed route bus system. These driving variables will be calculated as part of the operating plans for all South Corridor project alternatives. All line item costs are assigned to one driving variable.

*Peak Buses*
*Annual Revenue Bus-Miles*
*Annual Revenue Bus-Hours*
*Maintenance Facilities*

This model was calibrated based on FY 2015 actual expenses and will be used along with operational and financial data inputs developed by the South Corridor project team to estimate fixed route bus O&M costs for the project alternatives. The following tables show the development and calibration of the DPTW Metrobus cost model.

The equation for calculating annual Metrobus O&M costs is as follows:

$$\text{Annual MB O\&M Cost} = \sum \$48{,}029 * \text{Peak Buses} + \$3.43 * \text{Annual Revenue Bus-Miles} + \$78.63 * \text{Annual Revenue Bus-Hours} + \$6{,}632{,}698 * \text{Bus Garages}$$

Metrobus O&M costs are estimated in 2015 dollars. Metrobus costs can be inflated to current year dollars using an assumed annual inflation rate.

### Metrobus O&M Cost Model Validation Tests

A series of validation tests were conducted to determine if the Metrobus O&M cost model can reliably forecast future year O&M costs. These validation tests focused on comparing the FY 2015 and FY 2014 Metrobus operations and financial data to determine if there were any anomalies in the FY 2015 unit costs or driving variables that could skew the estimation of future service scenarios.

The first validation test, shown in the table below, compared the FY 2014 and FY 2015 expenses by Object Class. This table shows that the total Metrobus O&M cost increased by about 4.1 percent from FY 2014 to FY 2015. However, there were several Object Classes that experienced wide fluctuations in costs between the two years:

- Fuel and Lube costs decreased by nearly 35% in response to decreasing diesel fuel costs across the U.S.
- Tire and Tube costs increased by 84% during this period. It is not clear whether this large variance reflects a change in maintenance practices (i.e., changing tires more often) or is a normal year-to-year fluctuation in tire procurement.
- Casualty and Liability costs increased by more than 50%.
- No Purchased Transportation costs were incurred in FY 2015.

| STEP 1. REPORT DPTW FY 2015 MB OPERATING EXPENSES BY FUNCTION AND OBJECT CLASS | | | | | | | | | | | | |
|---|---|---|---|---|---|---|---|---|---|---|---|---|
| **NTD Reported Operating Expense Type** | **Operator Salaries and Wages** | **Other Salaries and Wages** | **Fringe Benefits** | **Service Costs** | **Fuel and Lube** | **Tires and Tubes** | **Other Materials and Supplies** | **Utilities** | **Casualty and Liability Costs** | **Taxes** | **Purchased Transportation** | **Total Operating Expenses** |
| Vehicle Operations | $97,593,767 | $35,356,773 | $39,926,358 | $12,011,095 | $21,114,613 | $4,510,563 | $3,184,880 | -- | -- | $7,034 | -- | $213,705,083 |
| Vehicle Maintenance | -- | $30,718,281 | $9,225,002 | $10,271,328 | $1,332,301 | $284,610 | $10,201,456 | -- | $4,602,373 | $3,972,803 | -- | $70,608,154 |
| Non-Vehicle Maintenanc | -- | $4,536,369 | $1,362,316 | $10,462,750 | -- | -- | $3,536,658 | -- | -- | -- | -- | $19,898,093 |
| General Administration | -- | $19,208,172 | $5,768,403 | $4,787,088 | -- | -- | $1,705,730 | $805,940 | -- | -- | -- | $32,275,333 |
| Total | $97,593,767 | $89,819,595 | $56,282,079 | $37,532,261 | $22,446,914 | $4,795,173 | $18,628,724 | $805,940 | $4,602,373 | $3,979,837 | $0 | $336,486,663 |

| STEP 2. DPTW FY 2015 MB DRIVING VARIABLES BY FUNCTION AND OBJECT CLASS | | | | | | | | | | | |
|---|---|---|---|---|---|---|---|---|---|---|---|
| **Cost Function** | **Operator Salaries and Wages** | **Other Salaries and Wages** | **Fringe Benefits** | **Service Costs** | **Fuel and Lube** | **Tires and Tubes** | **Other Materials and Supplies** | **Utilities** | **Casualty and Liability Costs** | **Taxes** | **Purchased Transportation** |
| Vehicle Operations | Bus-Hour | Bus-Hour | Bus-Hour | Bus-Hour | Bus-Mile | Bus-Mile | Bus-Hour | -- | -- | Bus-Hour | -- |
| Vehicle Maintenance | -- | Bus-Mile | Bus-Mile | Bus-Mile | Bus-Mile | Bus-Mile | Bus-Mile | -- | Bus-Mile | Bus-Mile | -- |
| Non-Vehicle Maintenanc | -- | Garage | Garage | Garage | -- | -- | Garage | -- | -- | -- | -- |
| General Administration | -- | Peak Bus | Peak Bus | Peak Bus | -- | -- | Peak Bus | Peak Bus | -- | -- | -- |

| STEP 3. CALCULATION OF DPTW FY 2015 MB UNIT COSTS | | | | | |
|---|---|---|---|---|---|
| **Driving Variables** | **Units** | **Variable Cost** | **'15 MB Unit $** | | |
| Vehicles Operated In Maximum Service | 672 | $32,275,333 | **$48,029** | per Peak Bus | |
| Total Actual Revenue Bus-Miles | 28,096,442 | $96,233,330 | **$3.43** | per Revenue Bus-Mile | |
| Total Actual Revenue Bus-Hours | 2,392,090 | $188,079,907 | **$78.63** | per Revenue Bus-Hour | |
| O&M Garages | 3 | $19,898,093 | **$6,632,698** | per Garage | |
| | | $336,486,663 | | | |

| VALIDATION TEST #1 | | | | |
|---|---|---|---|---|
| Compare DPTW FY 2015 to FY 2014 Total MB Operating Expenses | | | | |
| **Object Class** | **FY 15 Expense** | **FY 14 Expense** | **Change** | **% Change** |
| Operator Salaries and Wages | $97,593,767 | $89,189,418 | $8,404,349 | 9.4% |
| Other Salaries and Wages | $89,819,595 | $82,132,131 | $7,687,464 | 9.4% |
| Fringe Benefits | $56,282,079 | $52,226,475 | $4,055,604 | 7.8% |
| Service Costs | $37,532,261 | $36,088,947 | $1,443,314 | 4.0% |
| Fuel and Lube | $22,446,914 | $34,411,802 | -$11,964,888 | -34.8% |
| Tires and Tubes | $4,795,173 | $2,603,801 | $2,191,372 | 84.2% |
| Other Materials and Supplies | $18,628,724 | $16,889,887 | $1,738,837 | 10.3% |
| Utilities | $805,940 | $761,284 | $44,656 | 5.9% |
| Casualty and Liability Costs | $4,602,373 | $3,062,344 | $1,540,029 | 50.3% |
| Taxes | $3,979,837 | $4,299,301 | -$319,464 | -7.4% |
| Purchased Transportation | $0 | $1,610,259 | -$1,610,259 | -100.0% |
| Total Operating Expenses | $336,486,663 | $323,275,649 | $13,211,014 | 4.1% |

The second validation test, shown below, compared the FY 2014 and FY 2015 operating characteristics. This test shows if there were any major service increases or decreases that may affect operating expenses and unit costs. Overall, operating characteristics were very stable between the two years, with 1.0% to 3.0% reductions in most service parameters (e.g., peak buses, bus-miles and bus-hours). Only two characteristics showed any significant changes between the two years:

- Annual Metrobus ridership decreased by 6.4% -- about two to three times the rate of service reductions. Decreased ridership was likely a result of lower fuel prices in 2015.
- As DPTW cancelled its purchased transportation contract, the number of Metrobus garages decreased from 4 to 3.

| VALIDATION TEST #2 | | | |
|---|---|---|---|
| *Compare FY 15 to FY 14 MB Units* | | | |
| | **FY 15 Units** | **FY 14 Units** | **% Change** |
| Peak Bus | 672 | 679 | -1.0% |
| Fleet Bus | 813 | 833 | -2.4% |
| Average Age of Fleet | 10.9 | 11.5 | -5.2% |
| Annual Rev. Bus-Miles | 28,096,442 | 28,953,282 | -3.0% |
| Annual Rev. Bus-Hours | 2,392,090 | 2,432,923 | -1.7% |
| Annual Passenger Trips | 72,386,524 | 77,356,941 | -6.4% |
| MB Garages(1) | 3 | 4 | -25.0% |
| BRT Stations(2) | 0 | 0 | N/A |
| (1) FY 2014 NTD report includes 1 PT Garage. | | | |
| (2) South Busway BRT stations not reported in NTD. | | | |

Finally, a third validation test was performed that compared unit costs for FY 2014 and FY 2015. Unit costs for FY 2014 were calculated in the same manner as for FY 2015. The change in unit costs, then, reflects both the change in operating expenses (Validation Test #1) as well as the change in operating characteristics (Validation Test #2). Overall, the average total Metrobus O&M cost per bus-hour increased by 5.9% which resulted from the 4.1% increase in expenses and the 1.0% to 3.0% reduction in service levels. Interestingly, the bus-mile unit cost decreased by 1.3%, largely a result of reduced fuel costs, while the peak bus unit cost (mostly Administration costs) increased by 7.6% and the bus-hour unit cost (mostly Vehicle Operations costs) increased by 10.1%. The largest variation is the unit cost per garage, which increased by almost 42% due to the termination of the purchased transportation contract and the subsequent reduction in MB garages from 4 to 3.

| VALIDATION TEST #3 | | | |
|---|---|---|---|
| *Compare FY 15 to FY 14 MB Total Unit Costs* | | | |
| | FY 15 Unit $ | FY 14 Unit $ | % Change |
| Peak Bus | **$48,029** | **$44,640** | 7.6% |
| Bus-Mile | **$3.43** | **$3.47** | -1.3% |
| Bus-Hour | **$78.63** | **$71.44** | 10.1% |
| Garage[(1)] | **$6,632,698** | **$4,682,605** | 41.6% |
| Avg Cost per Bus-Hr | $140.67 | $132.88 | 5.9% |
| | *2015 unit costs are 6% > 2014* | | |
| (1) FY 2014 NTD report includes 1 PT Garage. | | | |

## Metrobus O&M Cost Model Adjustments

First, the validation tests indicated that there were several significant changes in operations and financial data from FY 2014 to FY 2015 including lower fuel costs, rising insurance costs and the cancellation of the purchased transportation contract (and subsequent reduction in garages from 4 to 3). In addition, the Metrobus average fleet age is 10.9 years (in FY 2015), which may contribute to increased vehicle maintenance and fuel costs. These factors may affect the ability of the Metrobus O&M cost model to accurately forecast future changes in Metrobus O&M costs. Therefore, the South Corridor project team should meet with DPTW operations and finance staff to ascertain the causes of these anomalies and determine if any adjustments to FY 2015 unit costs are warranted.

Second, the Metrobus cost model will also be used to estimate annual O&M costs associated with the BRT alternative. Since the BRT alternative will function similarly to existing local and express buses, the model unit costs, with a few exceptions, should be accurate to forecast BRT costs. The South Corridor project team should meet with DPTW staff to identify differences in BRT operations that may result in higher or lower unit costs.

- If the BRT is operated with articulated buses, vehicle maintenance and fuel costs will be slightly higher than for standard 40' buses.

- The ongoing maintenance of BRT lanes and BRT stations may need to be added to the Metrobus O&M cost model. This can be accomplished by adding a fifth driving variable, BRT Stations, and unit cost to the model. Prior research of other BRT systems indicates that annual BRT station maintenance costs are about $10,000 to $30,000 per station per year, depending on the size and functionality of the BRT stations.
- The provision of Smart Card ticket vending machines (TVM) and ticket validators (TV) to the BRT stations will require additional servicing and maintenance costs for those units.

## METRORAIL O&M COST MODEL

The DPTW Metrorail O&M cost model uses the following four driving variables to define the Metrorail system. These driving variables will be calculated as part of the operating plans for all South Corridor project alternatives. All line item costs are assigned to one driving variable.

1. *Peak Vehicles*
2. *Annual Revenue Car-Miles*
3. *Annual Revenue Train-Hours*
4. *Directional Track-Miles*

This model was calibrated based on FY 2015 actual expenses and will be used along with operational and financial data inputs developed by the South Corridor project team to estimate Metrorail O&M costs for the project alternatives. The following tables show the development and calibration of the DPTW Metrorail cost model.

The equation for calculating annual Metrorail O&M costs is as follows:

$$\text{Annual Metrorail O\&M Cost} = \sum \$142{,}211 * \text{Peak Vehicles} + \$3.44 * \text{Annual Revenue Car-Miles} + \$368.13 * \text{Annual Revenue Train-Hours} + \$430{,}579 * \text{Dir. Track Miles}$$

Metrorail O&M costs are estimated in 2015 dollars. Metrorail costs can be inflated to current year dollars using an assumed annual inflation rate.

### Metrorail O&M Cost Model Validation Tests

A series of validation tests were conducted to determine if the Metrorail O&M cost model can reliably forecast future year O&M costs. These validation tests focused on comparing the FY 2015 and FY 2014 Metrorail operations and financial data to determine if there were any anomalies in the FY 2015 unit costs or driving variables that could skew the estimation of future service scenarios.

The first validation test, shown in the table below, compared the FY 2014 and FY 2015 expenses by Object Class. This table shows that the total Metrorail O&M cost

increased by about 7.3 percent from FY 2014 to FY 2015. However, there were several Object Classes that experienced wide fluctuations in costs between the two years:

- Fuel and Lube costs decreased by nearly 35% in response to decreasing diesel fuel costs across the U.S.
- Tire and Tube costs increased by 84% during this period.
- Casualty and Liability costs increased by more than 50%.

| STEP 1. REPORT DPTW FY 2015 HRT OPERATING EXPENSES BY FUNCTION AND OBJECT CLASS | | | | | | | | | | | | |
|---|---|---|---|---|---|---|---|---|---|---|---|---|
| **NTD Reported Operating Expense Type - FY 2015** | **Operator Salaries and Wages** | **Other Salaries and Wages** | **Fringe Benefits** | **Service Costs** | **Fuel and Lube** | **Tires and Tubes** | **Other Materials and Supplies** | **Utilities** | **Casualty and Liability Costs** | **Taxes** | **Miscellaneous Expenses** | **Total Operating Expenses** |
| Vehicle Operations | $5,353,245 | $8,211,875 | $4,073,739 | $9,582,248 | -- | -- | $4,683,182 | $8,536,317 | -- | -- | -- | $40,440,606 |
| Vehicle Maintenance | -- | $7,955,509 | $2,389,118 | $1,031,158 | $1,363,103 | $155,489 | $7,164,127 | -- | -- | -- | -- | $20,058,504 |
| Non-Vehicle Maintenanc | -- | $8,722,209 | $2,619,365 | $8,947,855 | -- | -- | $4,813,312 | -- | -- | -- | -- | $25,102,741 |
| General Administration | -- | $4,614,164 | $1,385,679 | $1,976,843 | -- | -- | $1,334,868 | $750,400 | $1,314,964 | -- | -- | $11,376,918 |
| Total | $5,353,245 | $29,503,757 | $10,467,901 | $21,538,104 | $1,363,103 | $155,489 | $17,995,489 | $9,286,717 | $1,314,964 | $0 | $0 | $96,978,769 |

| STEP 2. DPTW FY 2015 HRT DRIVING VARIABLES BY FUNCTION AND OBJECT CLASS | | | | | | | | | | | |
|---|---|---|---|---|---|---|---|---|---|---|---|
| **Cost Function** | **Operator Salaries and Wages** | **Other Salaries and Wages** | **Fringe Benefits** | **Service Costs** | **Fuel and Lube** | **Tires and Tubes** | **Other Materials and Supplies** | **Utilities** | **Casualty and Liability Costs** | **Taxes** | **Miscellaneous Expenses** |
| Vehicle Operations | Tr-Hour | Tr-Hour | Tr-Hour | Tr-Hour | -- | -- | Tr-Hour | Car-Mile | -- | -- | -- |
| Vehicle Maintenance | -- | Car-Mile | Car-Mile | Car-Mile | Car-Mile | Car-Mile | Car-Mile | -- | -- | -- | -- |
| Non-Vehicle Maintenanc | -- | DRMiles | DRMiles | DRMiles | -- | -- | DRMiles | -- | -- | -- | -- |
| General Administration | -- | Peak Veh | Peak Veh | Peak Veh | -- | -- | Peak Veh | Peak Veh | Peak Veh | -- | -- |

| STEP 3. CALCULATION OF DPTW FY 2015 HRT UNIT COSTS | | | | |
|---|---|---|---|---|
| **Driving Variables** | **'15 Units** | **Variable Cost** | **'15 HRT Unit $** | |
| Vehicles Operated In Maximum Service | 80 | $11,376,918 | **$142,211** | per Peak Car |
| Total Actual Revenue Car-Miles | 8,306,783 | $28,594,821 | **$3.44** | per Rev. Car-Mile |
| Total Actual Revenue Train-Hours | 86,666 | $31,904,289 | **$368.13** | per Rev. Train-Hour |
| Directional Miles of Rail Trackway | 58.3 | $25,102,741 | **$430,579** | per Dir. Route-Mile |
| | | $96,978,769 | | |
| | Average: | $1,118.99 | per Train-Hr | |
| | Average: 4-Car Trains | | | |

| VALIDATION TEST #1 | | | | |
|---|---|---|---|---|
| **Compare DPTW FY 2015 to FY 2014 Total Metrorail Operating Expenses** | | | | |
| **Object Class** | **FY 15 Expense** | **FY 14 Expense** | **Change** | **% Change** |
| Operator Salaries and Wages | $5,353,245 | $4,892,247 | $460,998 | 9.4% |
| Other Salaries and Wages | $29,503,757 | $26,963,022 | $2,540,735 | 9.4% |
| Fringe Benefits | $10,467,901 | $9,710,911 | $756,990 | 7.8% |
| Service Costs | $21,538,104 | $20,709,850 | $828,254 | 4.0% |
| Fuel and Lube | $1,363,103 | $2,089,679 | -$726,576 | -34.8% |
| Tires and Tubes | $155,489 | $84,431 | $71,058 | 84.2% |
| Other Materials and Supplies | $17,995,489 | $16,315,758 | $1,679,731 | 10.3% |
| Utilities | $9,286,717 | $8,772,160 | $514,557 | 5.9% |
| Casualty and Liability Costs | $1,314,964 | $874,955 | $440,009 | 50.3% |
| Taxes | $0 | $0 | $0 | N/A |
| Miscellaneous Expenses | $0 | $0 | $0 | N/A |
| Total Operating Expenses | $96,978,769 | $90,413,013 | $6,565,756 | 7.3% |
| Source: FY 2014 and FY 2015 National Transit Database reports. | | | | |

The second validation test, shown below, compared the FY 2014 and FY 2015 operating characteristics. This test shows if there were any major service increases or decreases that may affect operating expenses and unit costs. Overall, operating characteristics were very stable between the two years. Only one characteristic showed any significant changes between the two years -- Annual Revenue Car-Miles increased by 4.1%.

| VALIDATION TEST #2 | | | |
|---|---|---|---|
| ***Compare FY 15 to FY 14 Metrorail Units*** | | | |
| | **FY 15 Units** | **FY 14 Units** | **% Change** |
| Peak Vehicles | **80** | **80** | 0.0% |
| Fleet Vehicles | **136** | **136** | 0.0% |
| Average Age of Fleet | **33** | **32** | 3.1% |
| Annual Rev. Car-Miles | **8,306,783** | **7,976,759** | 4.1% |
| Annaul Rev. Tr-Hours | **86,666** | **87,411** | -0.9% |
| Annual Passenger Trips | **21,910,609** | **21,751,409** | 0.7% |
| Metrorail Stations | **23** | **23** | 0.0% |
| Dir. Trackway Miles | **58.3** | **58.3** | 0.0% |
| Source: FY 2014 and FY 2015 National Transit Database reports. | | | |

A third validation test was performed that compared unit costs for FY 2014 and FY 2015. Unit costs for FY 2014 were calculated in the same manner as for FY 2015. The change in unit costs, then, reflects both the change in operating expenses (Validation Test #1) as well as the change in operating characteristics (Validation Test #2). Overall, the average total Metrorail O&M cost per bus-hour increased by 8.2%.

| VALIDATION TEST #3 | | | |
|---|---|---|---|
| *Compare FY 15 to FY 14 Metrorail Total Unit Costs* | | | |
| | FY 15 Unit $ | FY 14 Unit $ | % Change |
| Peak Vehicles | **$142,211** | **$127,464** | 11.6% |
| Annual Rev. Car-Miles | **$3.44** | **$3.41** | 0.9% |
| Annaul Rev. Tr-Hours | **$368.13** | **$339.04** | 8.6% |
| Dir. Trackway Miles | **$430,579** | **$400,837** | 7.4% |
| Avg. Cost per Train-Hour | $1,119 | $1,034 | 8.2% |
| | *2015 unit costs are 8% > 2014* | | |

## Metrorail O&M Cost Model Adjustments

First, the validation tests indicated that the only significant change in financial data from FY 2014 to FY 2015 was increasing insurance costs. However, the average age of DPTW's Budd cars is 35 years (in FY 2015). As new cars replace the aging Budd cars, vehicle maintenance costs and staffing will be affected. The South Corridor project team will meet with DPTW operations and finance staff to determine if any adjustments to FY 2015 unit costs are warranted.

Second, the Metrorail cost model will also be used to estimate annual O&M costs associated with the Metrorail extension alternative. The Metrorail extension is expected to operate similarly to existing Metrorail operations, except that the extension will have some at-grade intersections. This will necessitate the use of an overhead power collection system rather than a third rail. Also, the at-grade operations are expected to result in lower maximum and average speeds on the extension. The South Corridor project team should meet with DPTW staff to identify differences in Metrorail extension operations that may result in higher or lower unit costs.

- Will existing Metrorail trains continue on to the South Corridor extension or will passengers have to transfer between trains at the Dadeland South station? If Metrorail trains continue operation on the extension, many passengers will experience a one-seat ride to their final destination. However, the four-car trains currently in operation on the Orange and Green lines may provide more capacity on the South Corridor extension than is needed. If South Corridor trains terminate at Dadeland South station, many passengers will experience a two-seat ride to their final destination but the South corridor trains can be better sized to meet the ridership demand (e.g., two-car trains may suffice). These operating plan options may affect some model unit costs (e.g., traction power and station maintenance costs may be reduced if smaller trains and stations are used) and the values of some driving variables will change. Forecasts of O&M costs will be affected by the operating plan assumptions.
- Maintenance of an overhead catenary system (poles and wires) will have different inspection and preventive maintenance requirements than a third rail system. The Metrorail unit cost for Directional Track Miles will need to be adjusted to reflect these different maintenance requirements.

- The conversion of Metrorail cars to accommodate both third rail and overhead catenary power collection systems may also affect ongoing vehicle maintenance costs. It is expected that vehicle maintenance costs may increase as maintainers would have to make sure that both power collection systems are operational. The Metrorail unit cost for Annual Revenue Car-Miles may need to be adjusted to reflect these different maintenance requirements.

## LRT O&M COST MODEL

Since Light Rail Transit (LRT) does not currently operate in the South Florida region, an O&M cost model was developed based on actual financial and operating data for comparable modern LRT systems. Recent operations and financial data were collected for U.S. peer LRT systems. Potential peer LRT systems were first screened to eliminate the very large (and aging) LRT systems in New York, Boston, Philadelphia, San Francisco and Chicago. The 16 peer LRT systems include:

- Portland, OR
- Seattle, WA
- Baltimore, MD
- Norfolk, VA
- Charlotte, NC
- Minneapolis, MN
- Houston, TX
- Dallas, TX
- St. Louis, MO
- Salt Lake City, UT
- Denver, CO
- Santa Clara, CA
- Sacramento, CA
- San Diego, CA
- Los Angeles, CA
- Phoenix, AZ

### LRT O&M Cost Model Description

The LRT O&M cost model uses comparable data, FY 2015 National Transit Database financial and operations data, and a similar approach in assigning operating expenses to one of the following four driving variables. These driving variables will be calculated as part of the operating plans for the South Corridor project LRT alternative. All line item costs are assigned to one driving variable.

1. *Peak Vehicles*
2. *Annual Revenue Car-Miles*
3. *Annual Revenue Train-Hours*
4. *Directional Track-Miles*

The primary differences between the Metrorail and LRT cost models are that: (1) the LRT cost model is based on the aggregate operations and financial data of 16 LRT systems instead of just one (Metrorail) and (2) the LRT cost model assigned operating expense data by function to one of four driving variables since more detailed cost data by function and object class was not reported by every peer LRT system. General Administration costs were assigned to peak vehicles, Vehicle Operations costs were assigned to annual revenue train-hours, Vehicle Maintenance costs were assigned to annual revenue car-miles, and Non-Vehicle Maintenance costs were assigned to directional track miles. While this is very similar to the approach used to assign

Metrorail costs, some individual cost items, such as traction power costs, may have been assigned to peak vehicles or train-hours instead of car-miles. The following tables show the source data and calculation of the LRT unit costs.

The equation for calculating annual LRT O&M costs is as follows:

$$\text{Annual LRT O\&M Cost} = \sum \$273{,}748 * \text{Peak Vehicles} + \$2.77 * \text{Annual Revenue Car-Miles} + \$214.67 * \text{Annual Revenue Train-Hours} + \$181{,}748 * \text{Dir. Track Miles}$$

LRT O&M costs are estimated in 2015 dollars. LRT costs can be inflated to current year dollars using an assumed annual inflation rate.

**Miami South Corridor**

**FY 2015 Peer Light Rail Transit System Costs**

| | 0008 | 0040 | 3034 | 3083 | 4008 | 5027 | 6008 | 6056 | 7006 | 8001 | 8006 | 9013 | 9019 | 9026 | 9154 | 9209 | All Systems |
|---|---|---|---|---|---|---|---|---|---|---|---|---|---|---|---|---|---|
| **Parameter** | **Portland** | **Seattle** | **Baltimore** | **Norfolk** | **Charlotte** | **Minneapolis** | **Houston** | **Dallas** | **St. Louis** | **Salt Lake** | **Denver** | **Santa Clara** | **Sacramento** | **San Diego** | **Los Angeles** | **Phoenix** | **Average** |
| **Operating Statistics** | | | | | | | | | | | | | | | | | |
| Peak Cars | 104 | 34 | 38 | 6 | 14 | 72 | 61 | 105 | 58 | 91 | 137 | 59 | 61 | 97 | 144 | 28 | 69.3 |
| Fleet Cars | 133 | 62 | 53 | 9 | 20 | 86 | 70 | 163 | 87 | 117 | 172 | 99 | 76 | 130 | 171 | 50 | 93.6 |
| Rev. Car-Miles | 7,836,651 | 2,719,160 | 2,982,965 | 392,671 | 1,018,935 | 5,139,496 | 2,350,774 | 9,721,956 | 6,247,433 | 6,613,633 | 11,101,915 | 3,519,186 | 3,936,282 | 8,596,143 | 13,702,192 | 2,482,556 | 5,522,622 |
| Rev. Car-Hours | 535,005 | 145,847 | 153,579 | 29,881 | 66,612 | 426,349 | 197,970 | 468,421 | 264,701 | 351,727 | 628,459 | 221,778 | 218,118 | 495,684 | 680,077 | 168,556 | 315,798 |
| Rev. Train-Hours | 267,528 | 73,124 | 85,649 | 29,881 | 33,311 | 156,295 | 132,321 | 257,915 | 132,106 | 155,356 | 229,024 | 140,784 | 83,001 | 171,842 | 290,617 | 73,544 | 144,519 |
| Annual Passengers Trips | 37,747,855 | 11,520,411 | 7,657,256 | 1,554,115 | 5,018,421 | 23,003,457 | 15,251,432 | 29,840,704 | 16,637,447 | 19,704,366 | 25,518,578 | 11,341,207 | 12,061,741 | 40,082,461 | 62,775,109 | 14,276,884 | 20,874,465 |
| Directional Route Miles | 104.1 | 38.5 | 57.6 | 7.4 | 9.3 | 51.3 | 58.8 | 202.6 | 96.3 | 108.1 | 94 | 79.6 | 75.1 | 102.6 | 135.8 | 43.0 | 79.0 |
| Rail Stations | 37 | 13 | 33 | 11 | 15 | 37 | 39 | 62 | 37 | 56 | 46 | 64 | 38 | 53 | 66 | 33 | 40.0 |
| Maint. Facilities | 3 | 1 | 2 | 1 | 1 | 2 | 2 | 2 | 2 | 2 | 2 | 1 | 2 | 1 | 3 | 1 | 1.8 |
| **Performance Characteristics** | | | | | | | | | | | | | | | | | |
| Spare Ratio | 28% | 82% | 39% | 50% | 43% | 19% | 15% | 55% | 50% | 29% | 26% | 68% | 25% | 34% | 19% | 79% | 35% |
| Average Speed (mph) | 14.6 | 18.6 | 19.4 | 13.1 | 15.3 | 12.1 | 11.9 | 20.8 | 23.6 | 18.8 | 17.7 | 15.9 | 18.0 | 17.3 | 20.1 | 14.7 | 17.5 |
| Average Train Consist | 2.0 | 2.0 | 1.8 | 1.0 | 2.0 | 2.7 | 1.5 | 1.8 | 2.0 | 2.3 | 2.7 | 1.6 | 2.6 | 2.9 | 2.3 | 2.3 | 2.2 |
| Average Station Spacing | 1.4 | 1.5 | 0.9 | 0.3 | 0.3 | 0.7 | 0.8 | 1.6 | 1.3 | 1.0 | 1.0 | 0.6 | 1.0 | 1.0 | 1.0 | 0.7 | 1.0 |
| **Summarize O&M Costs by Function** | | | | | | | | | | | | | | | | | |
| Vehicle Operations | $41,848,530 | $23,631,422 | $14,645,260 | $6,191,509 | $4,315,160 | $19,099,507 | $18,492,438 | $71,274,796 | $24,417,736 | $14,388,270 | $29,173,681 | $31,911,641 | $23,865,056 | $25,034,145 | $134,616,338 | $13,477,979 | $31,023,967 |
| Vehicle Maintenance | $25,523,789 | $6,504,379 | $9,064,940 | $2,312,541 | $2,079,887 | $10,637,125 | $9,135,247 | $33,338,894 | $11,780,020 | $14,889,975 | $20,096,897 | $23,652,131 | $12,296,360 | $15,347,405 | $42,616,431 | $5,756,196 | $15,314,514 |
| Non-Vehicle Maintenance | $19,978,688 | $14,328,309 | $14,294,289 | $957,638 | $1,504,279 | $9,509,956 | $10,181,317 | $34,426,447 | $20,579,590 | $9,246,106 | $16,668,915 | $16,942,430 | $7,535,438 | $9,679,134 | $37,982,769 | $5,931,889 | $14,359,200 |
| General Administration | $24,121,024 | $17,220,857 | $6,753,013 | $2,564,481 | $6,138,149 | $25,458,405 | $13,008,371 | $29,190,765 | $16,504,971 | $15,853,637 | $45,105,629 | $8,810,684 | $13,206,043 | $23,041,267 | $50,486,696 | $6,122,651 | $18,974,165 |
| FY 2015 Total O&M Cost | $111,472,031 | $61,684,967 | $44,757,502 | $12,026,169 | $14,037,475 | $64,704,993 | $50,817,373 | $168,230,902 | $73,282,317 | $54,377,988 | $111,045,122 | $81,316,886 | $56,902,897 | $73,101,951 | $265,702,234 | $31,288,715 | $79,671,845 |
| FY 2014 Total O&M Cost | $108,121,769 | $61,355,520 | $42,822,159 | $10,973,209 | $13,779,301 | $48,918,097 | $37,852,111 | $164,950,363 | $71,613,113 | $51,621,346 | $102,187,772 | $74,694,030 | $54,799,614 | $71,592,168 | $257,979,356 | $31,260,365 | $75,282,518 |
| **Calculation of Unit Costs** | | | | | | | | | | | | | | | | | |
| V.O./Train-Hour | $156.43 | $323.17 | $170.99 | $207.21 | $129.54 | $122.20 | $139.75 | $276.35 | $184.83 | $92.61 | $127.38 | $226.67 | $287.53 | $145.68 | $463.21 | $183.26 | **$214.67** |
| V.M./Car-Mile | $3.26 | $2.39 | $3.04 | $5.89 | $2.04 | $2.07 | $3.89 | $3.43 | $1.89 | $2.25 | $1.81 | $6.72 | $3.12 | $1.79 | $3.11 | $2.32 | **$2.77** |
| N.V.M./DRM | $191,918 | $372,164 | $248,165 | $129,411 | $161,750 | $185,379 | $173,152 | $169,923 | $213,703 | $85,533 | $177,329 | $212,845 | $100,339 | $94,339 | $279,696 | $137,951 | **$181,748** |
| G&A/Peak Car | $231,933 | $506,496 | $177,711 | $427,414 | $438,439 | $353,589 | $213,252 | $278,007 | $284,568 | $174,216 | $329,238 | $149,334 | $216,493 | $237,539 | $350,602 | $218,666 | **$273,748** |
| Source: National Transit Database reports for FY 2015. | | | | | | | | | | | | | | | FY 15 Average | $551.29 per Train-Hr | |

Since the LRT technology is not currently operated in South Florida, the following general operating assumptions were made for the South Corridor project LRT alternative.

1. **Operating Entity**

   It is assumed that the LRT system would be directly operated by DPTW since that agency already has expertise in operating and maintaining its Metrorail and Metromover systems.

2. **Fare Collection and Structure**

   Almost all peer modern LRT systems use a proof-of-payment (POP) fare collection system. The POP fare collection system assumed for the LRT model uses ticket vending machines (TVMs) and ticket validators (TVs) located onboard LRT station platforms. Roving Fare Inspectors ride LRT trains and perform proof of payment inspection duties.

3. **Contract Philosophy**

   Since the South Corridor LRT line would be limited in size and would not be directly connected to other possible LRT lines, it may be more cost-effective for DPTW to contract certain functions to private contractors. Contracted tasks could include major campaigns to replace or repair major components (e.g., engine rebuilding, axle and wheel work, seat repair, HVAC equipment), major corrective repair of vehicles (e.g., body and paint work following an accident) and repair and servicing of fare collection equipment.

4. **Yards**

   Since the LRT vehicles would not be able to operate on Metrorail lines, the O&M cost model assumes the South Corridor LRT alternative will have a maintenance yard dedicated for LRT administration, operations and vehicle maintenance, servicing and storage.

## LRT O&M Cost Model Validation Tests

A series of validation tests were conducted to determine if the LRT O&M cost model can reliably forecast future year O&M costs. These validation tests focused on comparing the FY 2015 and FY 2014 LRT operations and financial data to determine if there were any anomalies in the FY 2015 unit costs or driving variables that could skew the estimation of future service scenarios.

The first validation test, shown in the table below, compared the FY 2014 and FY 2015 expenses by Function. This table shows that the total LRT O&M cost increased by about 5.8 percent from FY 2014 to FY 2015. Generally, LRT costs were fairly stable between the two years; only the General Administration function experienced a significant fluctuation in costs between the two years. Overall, the LRT General Administration function accounts for about 24% of total LRT costs; the Metrorail General

Administration function accounts for only about 12% of total Metrorail costs. This difference in General Administration costs suggests that DPTW has been able to use economies of scale in spreading administration costs to its large MB and Metrorail systems.

| VALIDATION TEST #1 | | | | | |
|---|---|---|---|---|---|
| **Compare FY 15 to FY 14 Peer LRT Operating Expenses** | | | | | |
| **Function** | | **FY 15 Expense** | **FY 14 Expense** | **Change** | **% Change** |
| Vehicle Operations | | $31,023,967 | $29,744,009 | $1,279,958 | 4.3% |
| Vehicle Maintenance | | $15,314,514 | $14,628,245 | $686,269 | 4.7% |
| Non-Vehicle Maintenance | | $14,359,200 | $14,063,359 | $295,840 | 2.1% |
| General Administration | | $18,974,165 | $16,846,905 | $2,127,260 | 12.6% |
| Total Operating Expense | | $79,671,845 | $75,282,518 | $4,389,327 | 5.8% |
| | | *Average LRT costs increased by 6% from FY 14 to FY 15* | | | |

The second validation test, shown below, compared the FY 2014 and FY 2015 LRT unit costs for the 16 peer systems. Overall, the average total O&M cost per train-hour increased by just 1.4% from 2014 to 2015. Only the General Administration function had a significant increase in its unit cost.

| VALIDATION TEST #2 | | | |
|---|---|---|---|
| **Compare FY 15 to FY 14 Peer LRT Unit Costs** | | | |
| **Function & Driving Variable** | **FY 15 Unit $** | **FY 14 Unit $** | **% Change** |
| Vehicle Operations/Train-Hour | $214.67 | $214.82 | -0.1% |
| Vehicle Maintenance/Car-Mile | $2.77 | $2.73 | 1.5% |
| Non-Vehicle Maintenance/DRM | $181,748 | $182,360 | -0.3% |
| General Administration/Peak Car | $273,748 | $253,099 | 8.2% |
| Average LRT Cost per Train-Hour | $551.29 | $543.70 | 1.4% |
| *Average LRT unit costs increased by 1.4% from FY 14 to FY 15* | | | |

A third validation test was performed that compared the size of average peer LRT system to the approximate size of the South Corridor LRT alternative. (South Corridor LRT operating statistics were derived from the SMART Vision Plan, Fall 2016.) Generally, the South Corridor LRT alternative would be about one-half the size of the average peer LRT system. Even though it would be smaller in size than most of the peer LRT systems, the South Corridor would be comparable to several of the smaller systems including Seattle, Baltimore, Norfolk, Charlotte and Phoenix.

| VALIDATION TEST #3 | | | | |
|---|---|---|---|---|
| Compare LRT Peer Average to South Corridor | | | | |
| | | Peer Average | South Corridor | |
| Peak Cars | | 69 | 32 | (1),(2) |
| Fleet Cars | | 94 | 40 | (1),(2) |
| Annual Revenue Car-Miles | | 5,522,622 | 3,021,500 | (1),(2) |
| Annual Revenue Train-Hours | | 144,519 | 68,840 | (1) |
| Directional Route Miles | | 79 | 42 | (1) |
| Rail Stations | | 40 | 13 | (1) |
| Maint. Facilities | | 1.8 | 1 | (1) |
| (1) South Corridor operatings statistics based on SMART Vision Plan (Fall 2016). | | | | |
| (2) Assumes 2-car LRT trains on South Corridor. | | | | |

Finally, the LRT unit costs were compared to similar unit costs for the Metrorail O&M cost model (described in the previous section). Metrorail, which is a "Heavy Rail Transit" technology, is expected to have higher unit costs than LRT systems since HRT systems are typically more complex to operate and maintain. Nonetheless, a comparison between the two models provides valuable insight into cost differences among the modes. As shown in the table below, if the peer LRT unit costs were applied to Metrorail system characteristics, the LRT technology would be about 31% less expensive to operate than Metrorail's HRT technology. (However, the LRT technology would be slower, have less seat capacity than Metrorail and would likely carry fewer riders.) LRT costs would be expected to be less than Metrorail or HRT costs due to several factors:

- The Metrorail system is entirely grade separated, which results in much faster speeds than LRT, but is also more costly to maintain.
- Metrorail stations, which are also grade separated, are significantly larger and more complex (requiring escalators and elevators for vertical circulation) than typical at-grade LRT stations. The larger stations result in much higher station maintenance costs.
- The Metrorail system requires more advanced signal, communications and train control systems than almost all LRT systems. These Metrorail systems result in higher Vehicle Operations and Non-Vehicle Maintenance unit costs than comparable LRT systems, but result in safer, more reliable operations.
- Most LRT systems use 1, 2 or 3-car trains (the peer LRT average train consist is 2.2 cars per train); Metrorail typically uses 4-car trains. As a result, LRT systems typically operate fewer car-miles than comparable HRT systems.

| VALIDATION TEST #4 | | | |
|---|---|---|---|
| *Compare FY 2015 Metrorail to LRT Unit Costs* | | | |
| | **HRT Unit $** | **LRT Unit $** | **% Compare** |
| Peak Vehicles | **$142,211** | **$273,748** | -48.1% |
| Annual Rev. Car-Miles | **$3.44** | **$2.77** | 24.1% |
| Annual Rev. Tr-Hours | **$368.13** | **$214.67** | 71.5% |
| Dir. Trackway Miles | **$430,579** | **$181,748** | 136.9% |
| Est. Annual O&M Cost | $96,978,769 | $74,135,553 | 30.8% |
| | *Metrorail unit costs are 31% > LRT* | | |

## LRT O&M Cost Model Adjustments

The LRT validation tests indicated that the only significant change in financial data from FY 2014 to FY 2015 was increased General Administration costs. Similarly, when comparing Metrorail and LRT unit costs, the Metrorail cost model had a lower unit cost for Peak Vehicles (General Administration). The South Corridor project team should meet with DPTW operations and finance staff to determine if there is a basis for applying a reduced General Administration / Peak Vehicle unit cost to LRT operations in recognition of DPTW's economies of scale.

## CONNECTED AND AUTONOMOUS VEHICLE O&M COST MODEL

As an emerging technology, there are no Autonomous Vehicle systems in operation that are comparable to the South Corridor CAV alternative. The AV alternative is expected to be comprised of both private and public transit CAVs. Private CAV O&M costs will not be estimated for the South Corridor project. Public CAV O&M costs are expected to be comprised of lane and station/stop maintenance, signal maintenance, driverless bus operations, and equipment maintenance and servicing of Public CAVs. The Public CAVs are expected to be similar to existing Metrobus vehicles, potentially without a driver. Therefore, the Public CAV O&M cost model is expected to be adapted from DPTW's Metrobus cost model.

The general equation for calculating annual Metrobus / CAV O&M costs is as follows:

$$\text{Annual MB / CAV O\&M Cost} = \sum \$48{,}029 * \text{Peak Buses} + \$3.43 * \text{Annual Revenue Bus-Miles} + \$78.63 * \text{Annual Revenue Bus-Hours} + \$6{,}632{,}698 * \text{Bus Garages}$$

CAV O&M costs are estimated in 2015 dollars. CAV costs can be inflated to current year dollars using an assumed annual inflation rate.

## CAV O&M Cost Model Adjustments

CAV public bus operations practices and maintenance requirements are expected to differ from Metrobus operations in a number of ways. The South Corridor project team should meet with DPTW operations and finance staff to further define the CAV

alternative, how it will differ from Metrobus operations, and what adjustments need to be made to the MB O&M model to accurately reflect the CAV alternative. The following are some of the expected operations changes that may require adjustments to the Metrobus model:

- CAV public transit vehicles may differ in size and seat capacity from standard 40' city buses. The different vehicles may affect the CAV operating plans (e.g., number of peak vehicles required, revenue bus-hours) as well as vehicle maintenance unit costs.
- The CAV alternative is expected to require additional lane and station maintenance costs, possibly similar to costs for BRT systems. Like the BRT model adjustments, a fifth unit cost and driving variable (e.g., CAV stations or CAV lane miles) may be added to the Metrobus model.
- The CAV alternative may also require a more sophisticated signal system and enforcement of CAV lane regulations. As the CAV alternative is further defined, these additional costs may be reflected in adjustments to the Metrobus / CAV cost model.
- The CAV alternative may also require advanced data analytics and cybersecurity requirements that allow for the system to operate. As the alternative is further defined, these additional costs may be able to be estimated and be reflected in the Metrobus CAV cost model.

# APPENDIX I: ENGINEERING

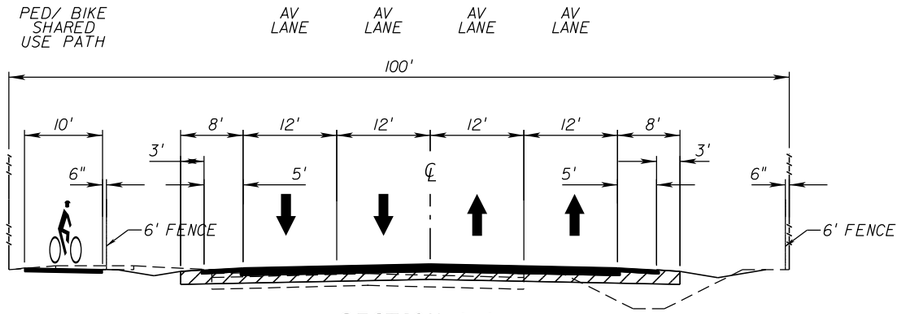


SECTION A-A
TYPICAL SECTION AT
AV TANGENT SECTIONS

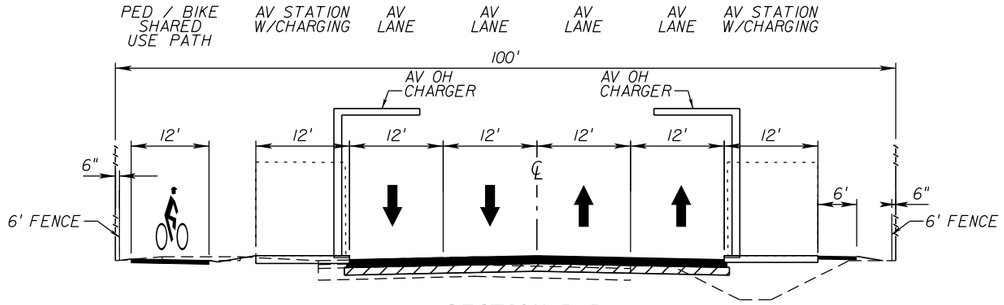


SECTION B-B
TYPICAL SECTION AT
AV SIDE PLATFORM STATIONS

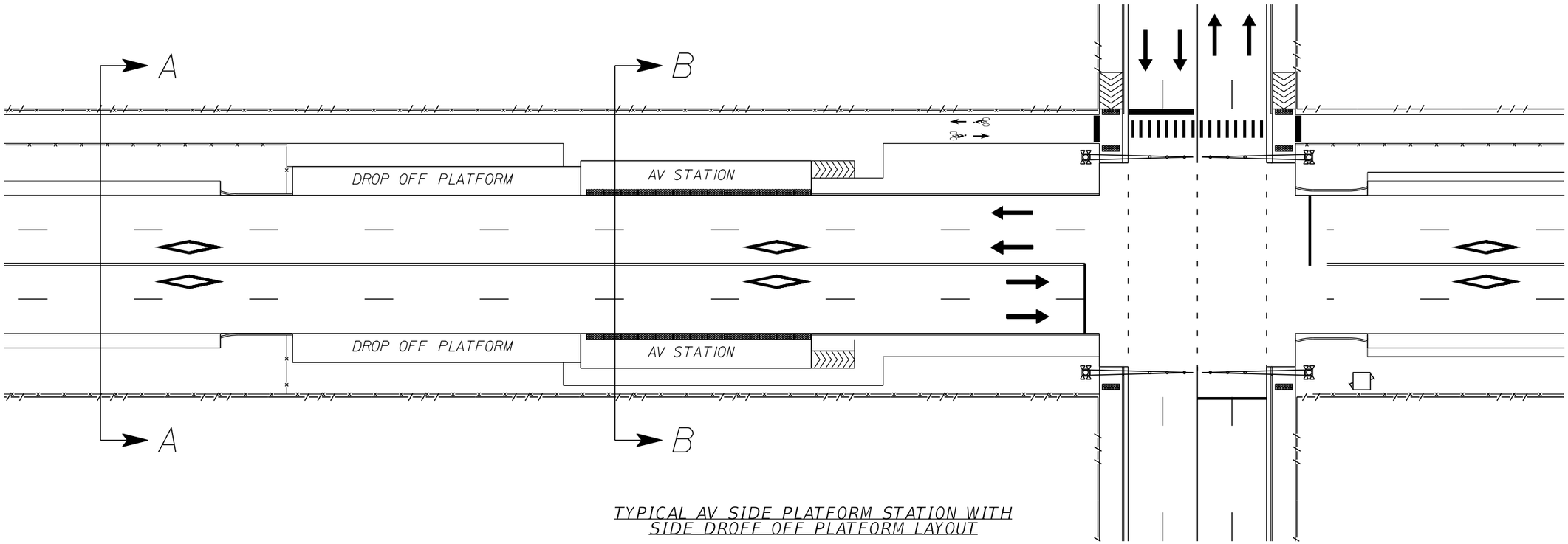


TYPICAL AV SIDE PLATFORM STATION WITH
SIDE DROFF OFF PLATFORM LAYOUT

NOT FOR CONSTRUCTION PRELIMINARY AND SUBJECT TO CHANGE

| REVISIONS | | | | | |
|---|---|---|---|---|---|
| DATE | BY | DESCRIPTION | DATE | BY | DESCRIPTION |
| | | | | | |


TRANSPORTATION
AECOM TECHNICAL SERVICES, Inc.
315 East Robinson Street
Suite 245
Orlando, FL 32801-1949, USA
T +1-407-422-0353
Certificate of Authorization No. 8115
www.aecom.com


STATE OF FLORIDA
DEPARTMENT OF TRANSPORTATION

| ROAD NO. | COUNTY | FINANCIAL PROJECT ID |
|---|---|---|
| DTPW | | |

MIAMI-DADE DEPARTMENT OF TRANSPORTATION AND PUBLIC WORKS

# AUTONOMOUS VEHICLE TYPICAL SECTIONS AND TYPICAL STATION LAYOUT

SHEET NO.

martinc2 10/5/2017 5:05:18 PM \\uslmrlfp001\uslmrlfp001_data\Transportation\6054226I-DTPW South Corridor\900_CAD_GIS\910_C

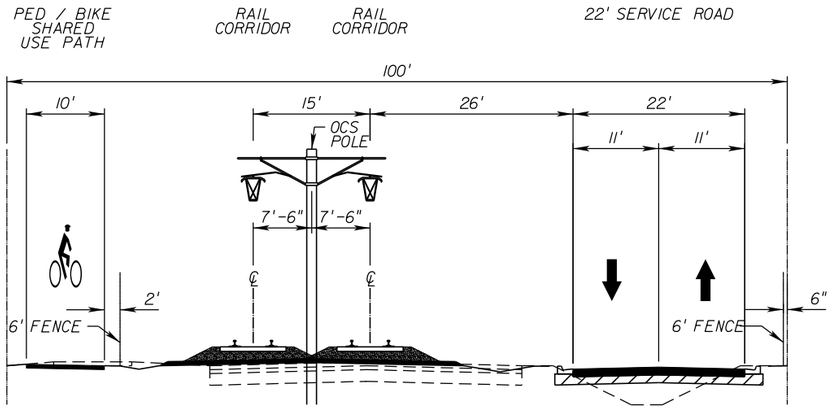


SECTION A-A
TYPICAL SECTION
AT HRT TANGENT TRACKS

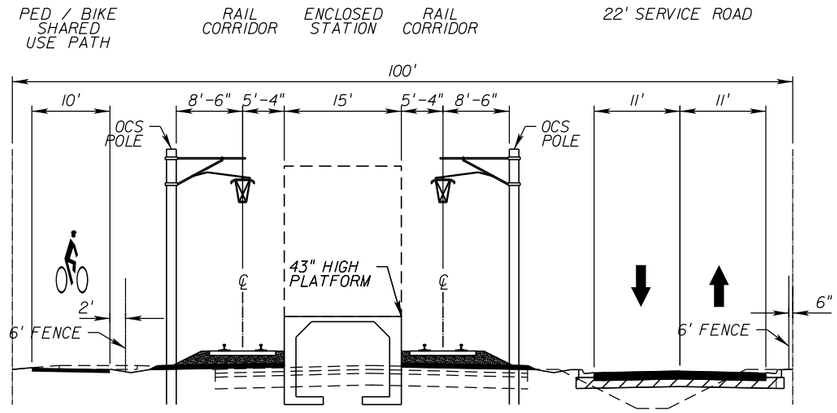


SECTION B-B
TYPICAL SECTION
AT HRT CENTER PLATFORM STATION

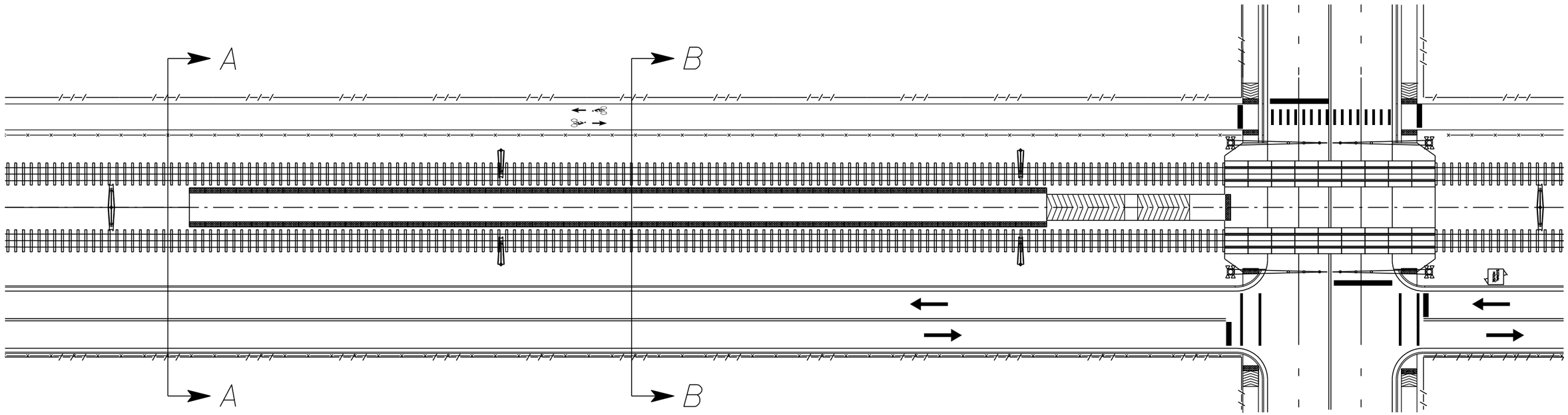


TYPICAL HRT CENTER PLATFORM STATION LAYOUT

NOT FOR CONSTRUCTION PRELIMINARY AND SUBJECT TO CHANGE

| REVISIONS | | | | | |
|---|---|---|---|---|---|
| DATE | BY | DESCRIPTION | DATE | BY | DESCRIPTION |
| | | | | | |


TRANSPORTATION
AECOM TECHNICAL SERVICES, Inc.
315 East Robinson Street
Suite 245
Orlando, FL 32801-1949, USA
T +1-407-422-0353
Certificate of Authorization No. 8115
www.aecom.com


STATE OF FLORIDA
DEPARTMENT OF TRANSPORTATION

| ROAD NO. | COUNTY | FINANCIAL PROJECT ID |
|---|---|---|
| DTPW | | |

MIAMI-DADE DEPARTMENT OF TRANSPORTATION AND PUBLIC WORKS

# HRT
# TYPICAL SECTIONS AND TYPICAL STATION LAYOUT

SHEET NO.

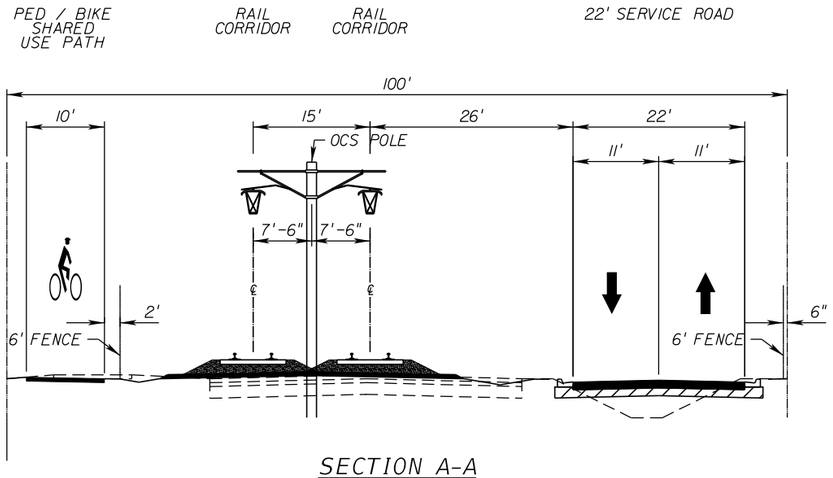


SECTION A-A
TYPICAL SECTION
AT LRT TANGENT TRACKS

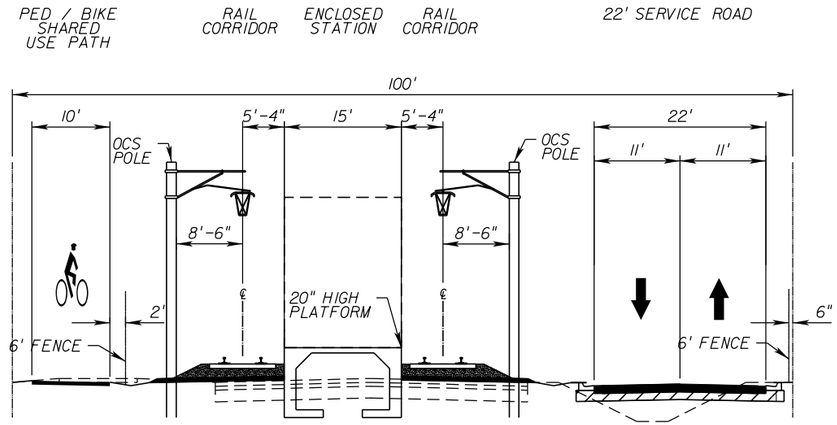


SECTION B-B
TYPICAL SECTION
AT LRT CENTER PLATFORM STATION

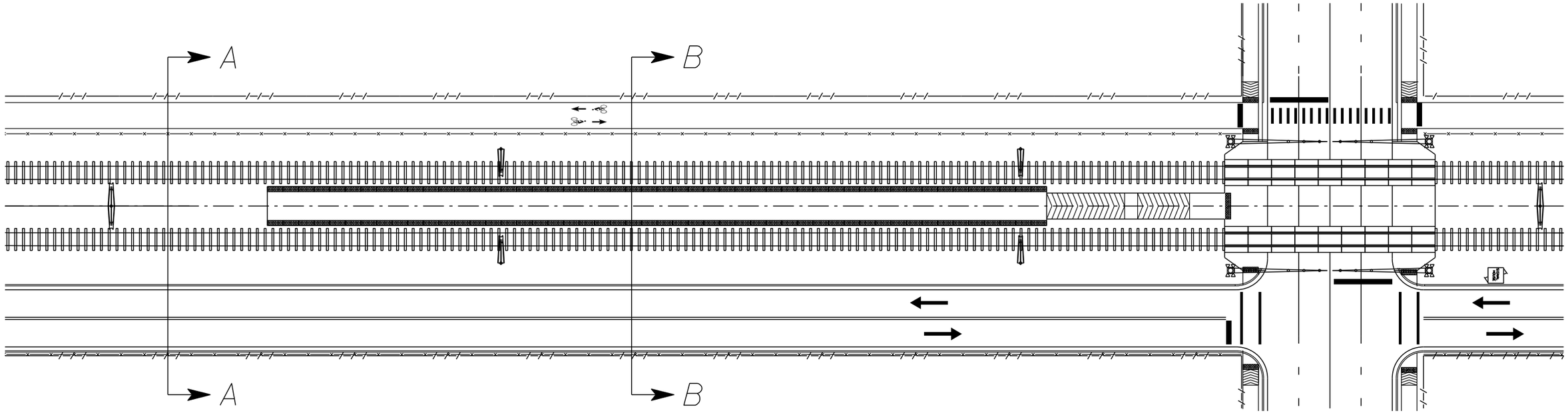


TYPICAL LRT CENTER PLATFORM STATION LAYOUT

NOT FOR CONSTRUCTION PRELIMINARY AND SUBJECT TO CHANGE

| REVISIONS | | | | | |
|---|---|---|---|---|---|
| DATE | BY | DESCRIPTION | DATE | BY | DESCRIPTION |
| | | | | | |


TRANSPORTATION
AECOM TECHNICAL SERVICES, Inc.
315 East Robinson Street
Suite 245
Orlando, FL 32801-1949, USA
T +1-407-422-0353
Certificate of Authorization No. 8115
www.aecom.com


STATE OF FLORIDA
DEPARTMENT OF TRANSPORTATION

| ROAD NO. | COUNTY | FINANCIAL PROJECT ID |
|---|---|---|
| DTPW | | |

MIAMI-DADE DEPARTMENT OF TRANSPORTATION AND PUBLIC WORKS

# LRT
# TYPICAL SECTIONS AND TYPICAL STATION LAYOUT

SHEET NO.

martinc2 10/5/2017 5:05:19 PM \\usmrlfp001\usmrlfp001_data\Transportation\60542261-DTPW South Corridor\900_CAD_GIS\910_C

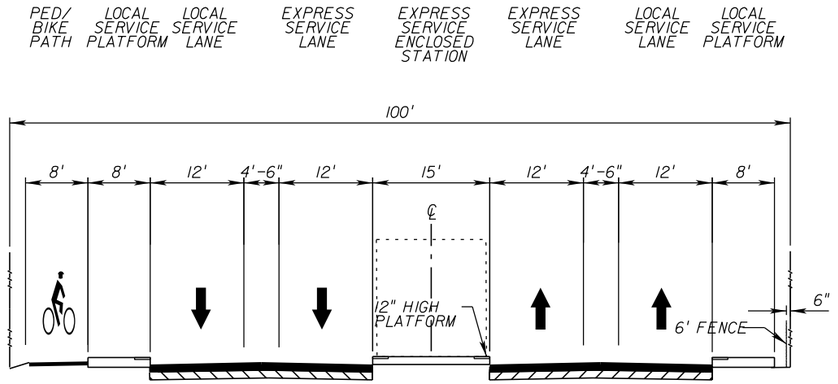


SECTION A-A
TYPICAL SECTION
AT RTS CENTER PLATFORM STATION

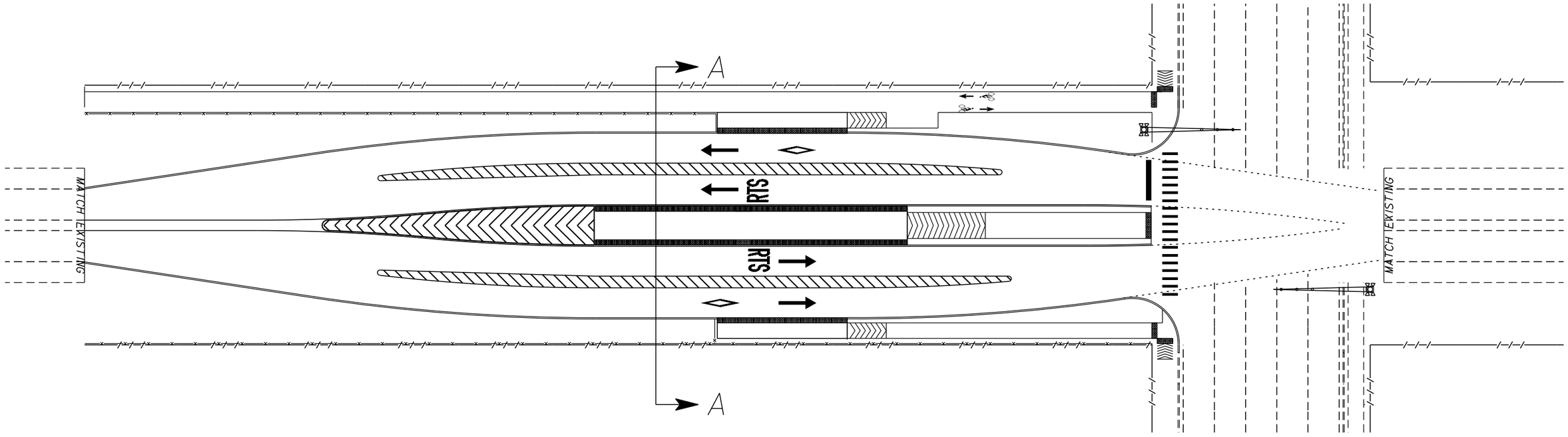


TYPICAL EXPRESS SERVICE CENTER PLATFORM STATION
WITH LOCAL SERVICE SIDE PLATFORM STATIONS

NOT FOR CONSTRUCTION PRELIMINARY AND SUBJECT TO CHANGE

| REVISIONS | | | | | |
|---|---|---|---|---|---|
| DATE | BY | DESCRIPTION | DATE | BY | DESCRIPTION |
| | | | | | |


TRANSPORTATION
AECOM TECHNICAL SERVICES, Inc.
315 East Robinson Street
Suite 245
Orlando, FL 32801-1949, USA
T +1-407-422-0353
Certificate of Authorization No. 8115
www.aecom.com


STATE OF FLORIDA
DEPARTMENT OF TRANSPORTATION

| ROAD NO. | COUNTY | FINANCIAL PROJECT ID |
|---|---|---|
| DTPW | | |

MIAMI-DADE DEPARTMENT OF TRANSPORTATION AND PUBLIC WORKS

RTS

TYPICAL SECTIONS AND
TYPICAL STATION LAYOUT

SHEET NO.

martinc2 10/5/2017 5:05:19 PM \\uslmrlfp001\uslmrlfp001_data\Transportation\60542261-DTPW South Corridor\900_CAD_GIS\910_C




CONCEPTUAL DESIGN FOR COST ESTIMATING PURPOSES. NOT FOR CONSTRUCTION.




6156+72.62
SW 328 STREET

6162+70.84
SW 324 STREET

6165+69.55
SW 177 AVENUE

6170+41.61
SW 320 STREET

6179+86.89
NE 42ND DRIVE

NE 2 DR/CIVIC CT AV EXPRESS STATION

6130+00 6135+00 6140+00 6145+00 6150+00 6155+00 6160+00 6165+00 6170+00 6175+00 6180+00 6185+00 6190+00 6195+00

CONCEPTUAL DESIGN FOR COST ESTIMATING PURPOSES. NOT FOR CONSTRUCTION.







CONCEPTUAL DESIGN FOR COST ESTIMATING PURPOSES. NOT FOR CONSTRUCTION.







CONCEPTUAL DESIGN FOR COST ESTIMATING PURPOSES. NOT FOR CONSTRUCTION.

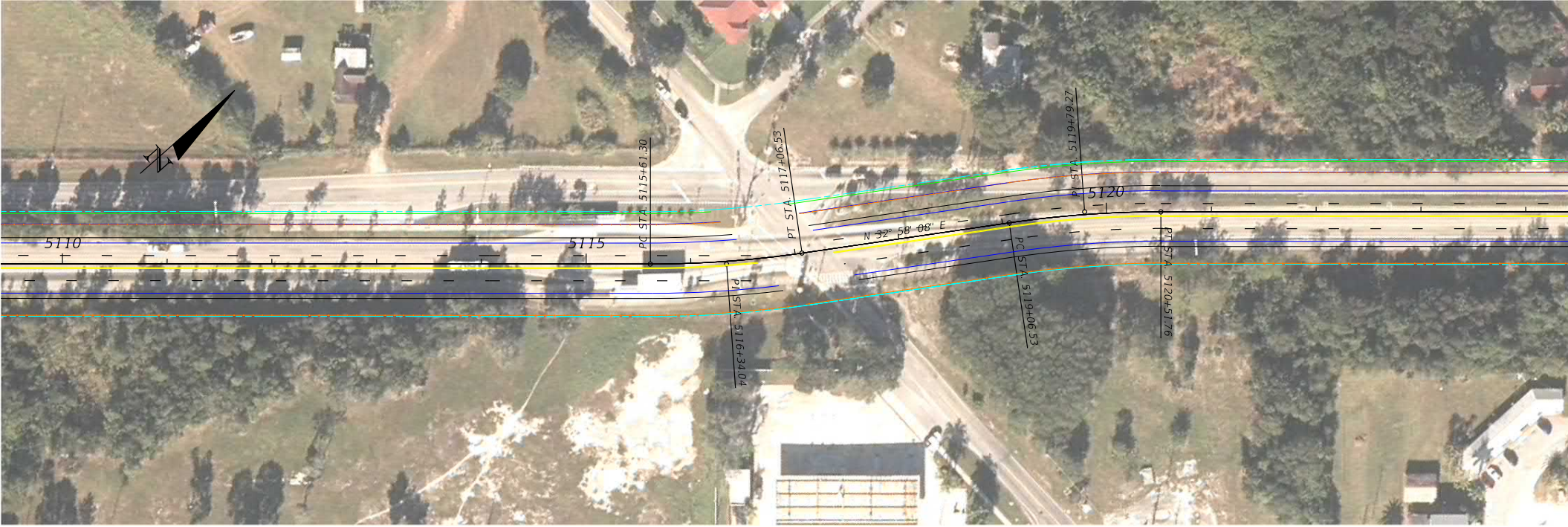
5110
5115
PC STA. 5115+61.30
PI STA. 5116+34.04
PT STA. 5117+06.53
N 32° 58' 08" E
PC STA. 5119+06.53
PI STA. 5119+79.27
5120
PT STA. 5120+51.76

5117+18.37
SW 280 STREET

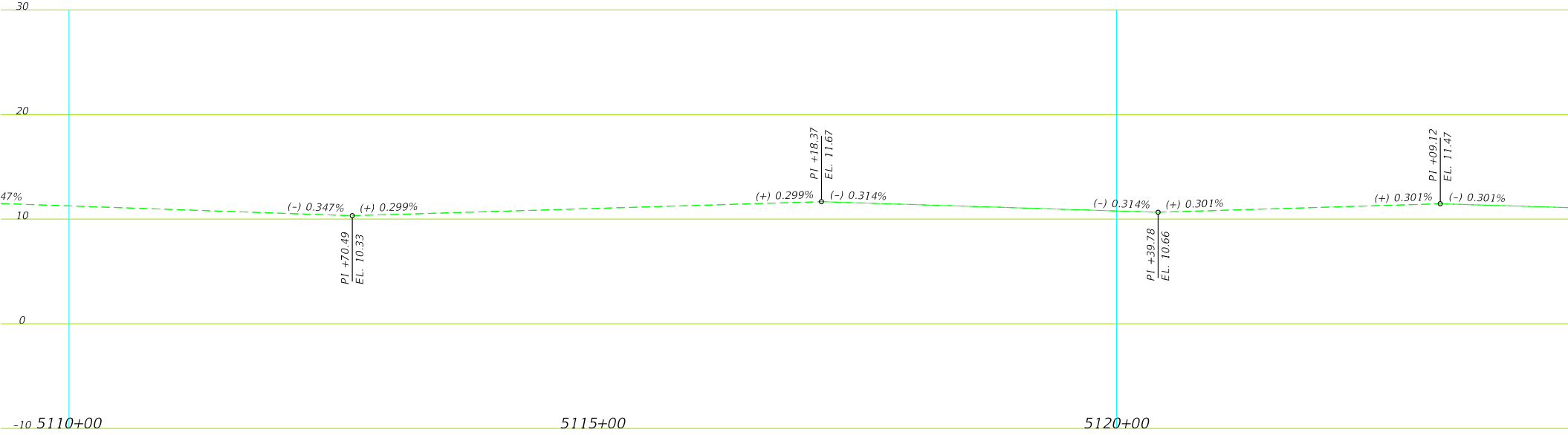

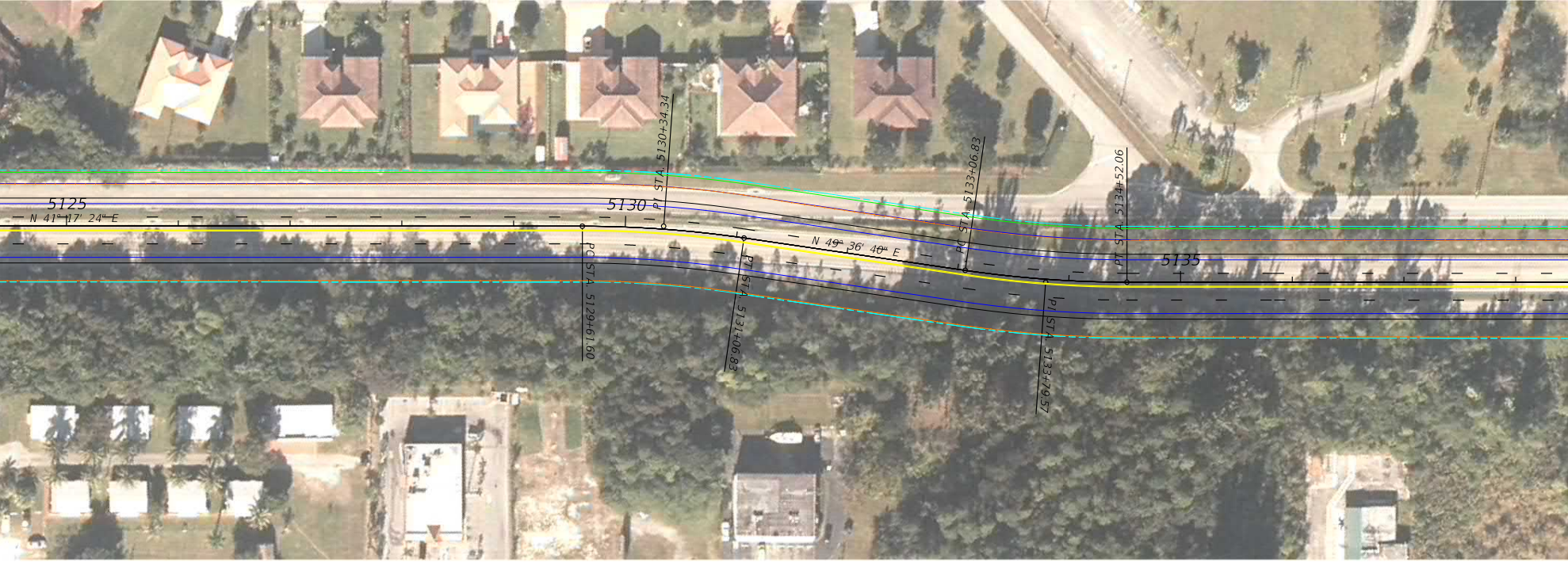
5125
N 41° 17' 24" E
5130
PI STA. 5130+34.34
PC STA. 5129+61.60
PT STA. 5131+06.83
N 49° 36' 40" E
PC STA. 5133+06.83
PI STA. 5133+79.57
PT STA. 5134+52.06
5135

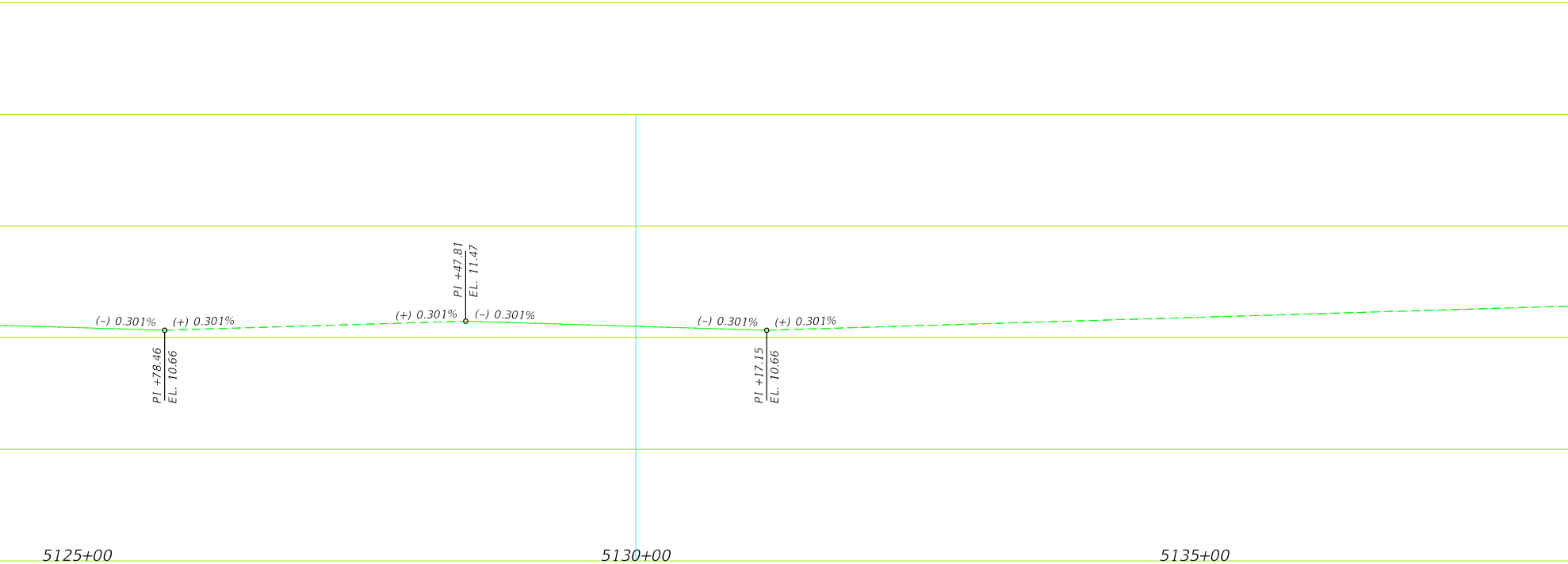
(–) 0.301%
(+) 0.301%
PI +78.46
EL. 10.66
(+) 0.301%
(–) 0.301%
PI +47.81
EL. 11.47
(–) 0.301%
(+) 0.301%
PI +17.15
EL. 10.66
5125+00
5130+00
5135+00

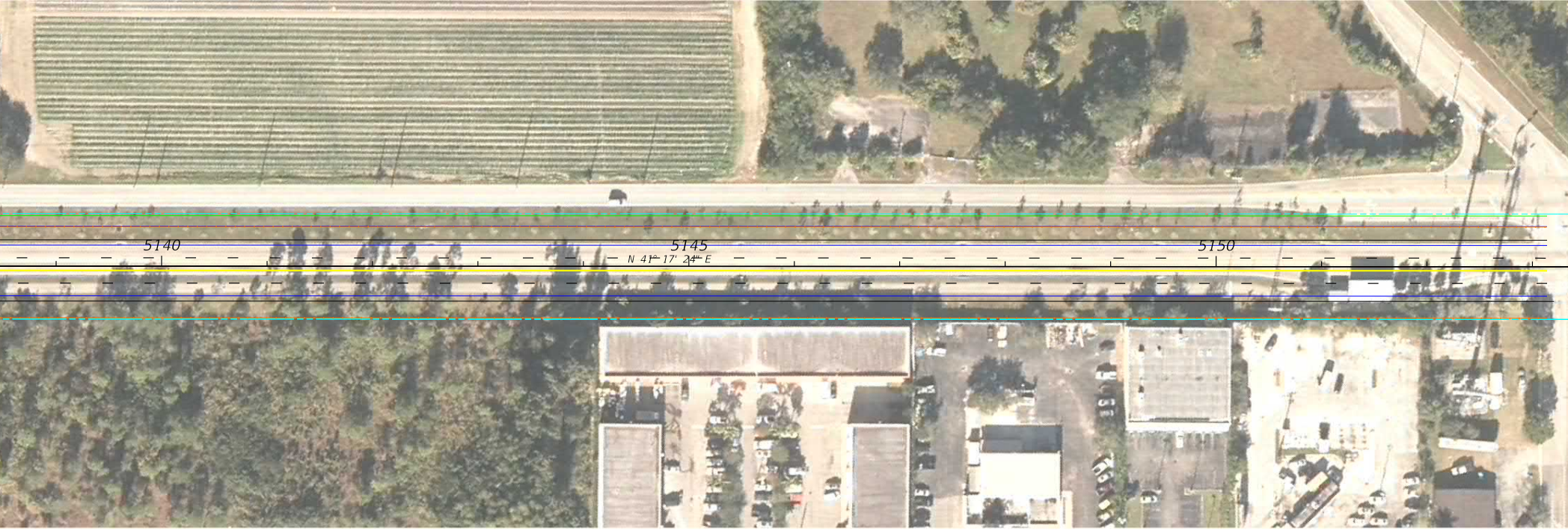
5140
5145
5150
N 41° 17' 24" E

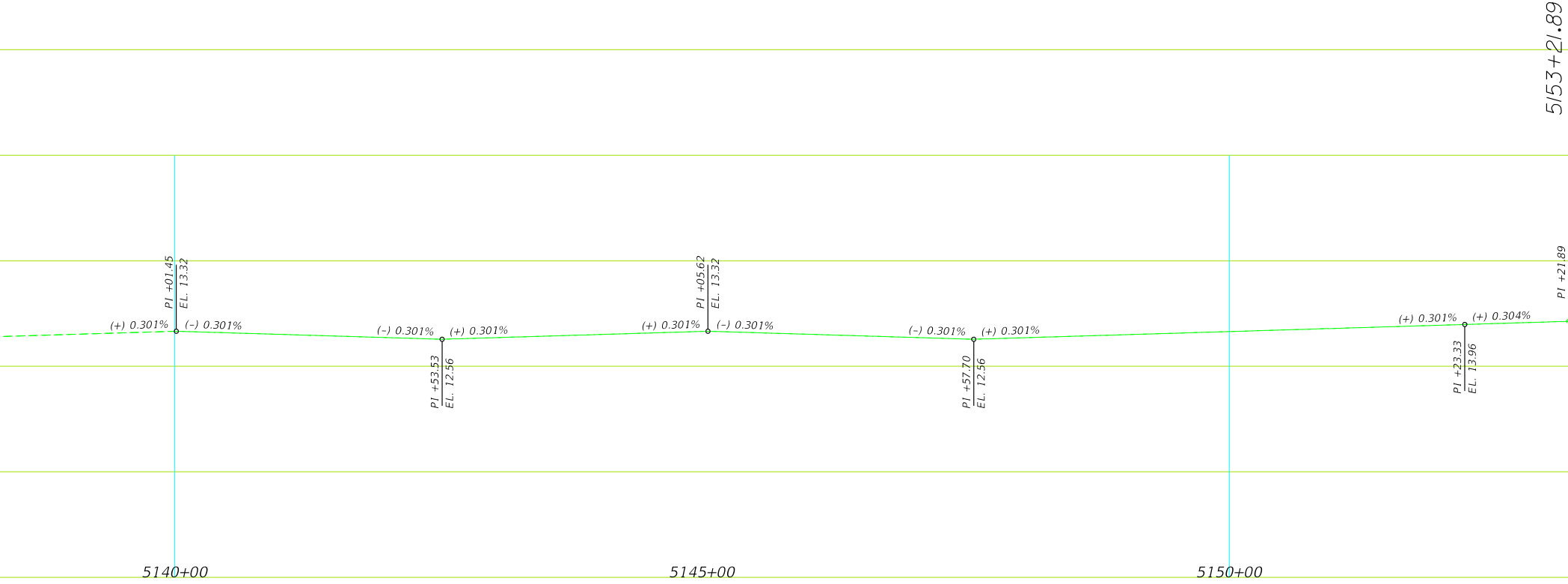
5153+21.89
PI +01.45
EL. 13.32
(+) 0.301%
(−) 0.301%
(−) 0.301%
(+) 0.301%
PI +53.53
EL. 12.56
PI +05.62
EL. 13.32
(+) 0.301%
(−) 0.301%
(−) 0.301%
(+) 0.301%
PI +57.70
EL. 12.56
(+) 0.301%
(+) 0.304%
PI +23.33
EL. 13.96
PI +21.89
5140+00
5145+00
5150+00

CONCEPTUAL DESIGN FOR COST ESTIMATING PURPOSES. NOT FOR CONSTRUCTION.


STA. 5155+11.21
5155
5160
5165
N 41° 16' 57" E

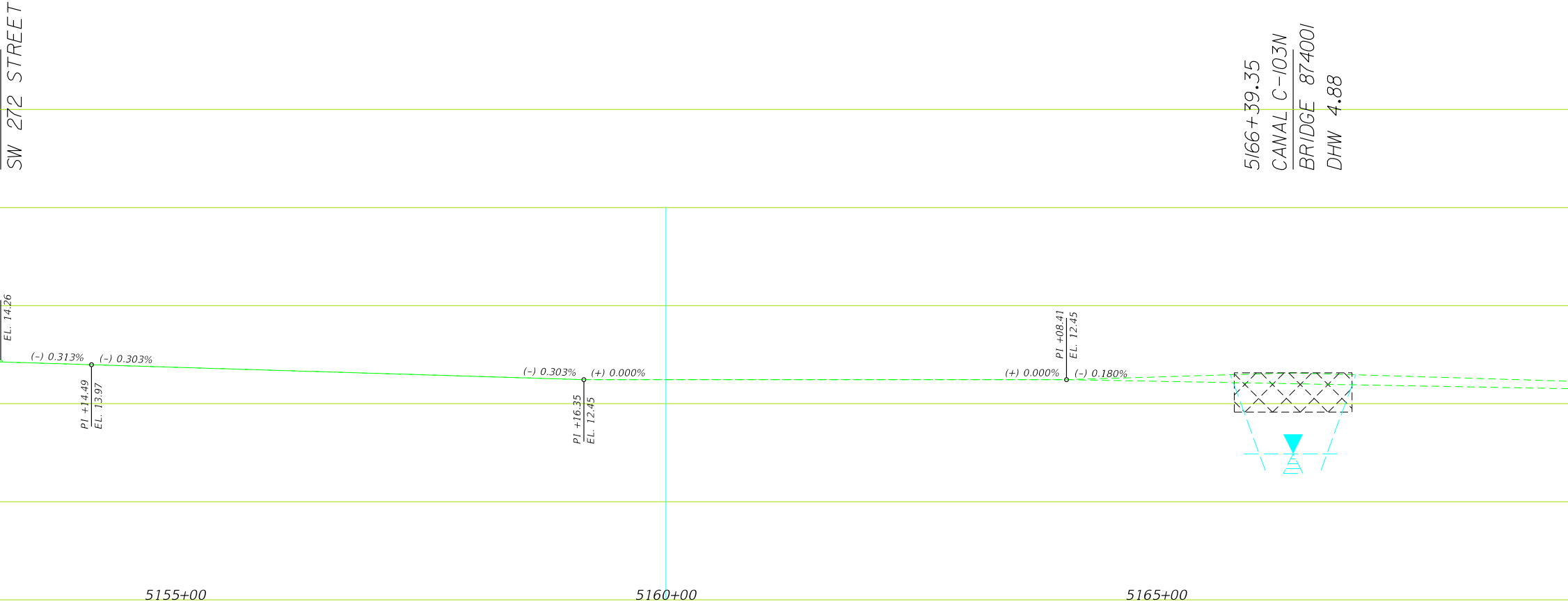
SW 272 STREET
5166+39.35
CANAL C-103N
BRIDGE 874001
DHW 4.88
EL. 14.26
(–) 0.313%
(–) 0.303%
PI +14.49
EL. 13.97
(–) 0.303%
(+) 0.000%
PI +16.35
EL. 12.45
PI +08.41
EL. 12.45
(+) 0.000%
(–) 0.180%
5155+00
5160+00
5165+00

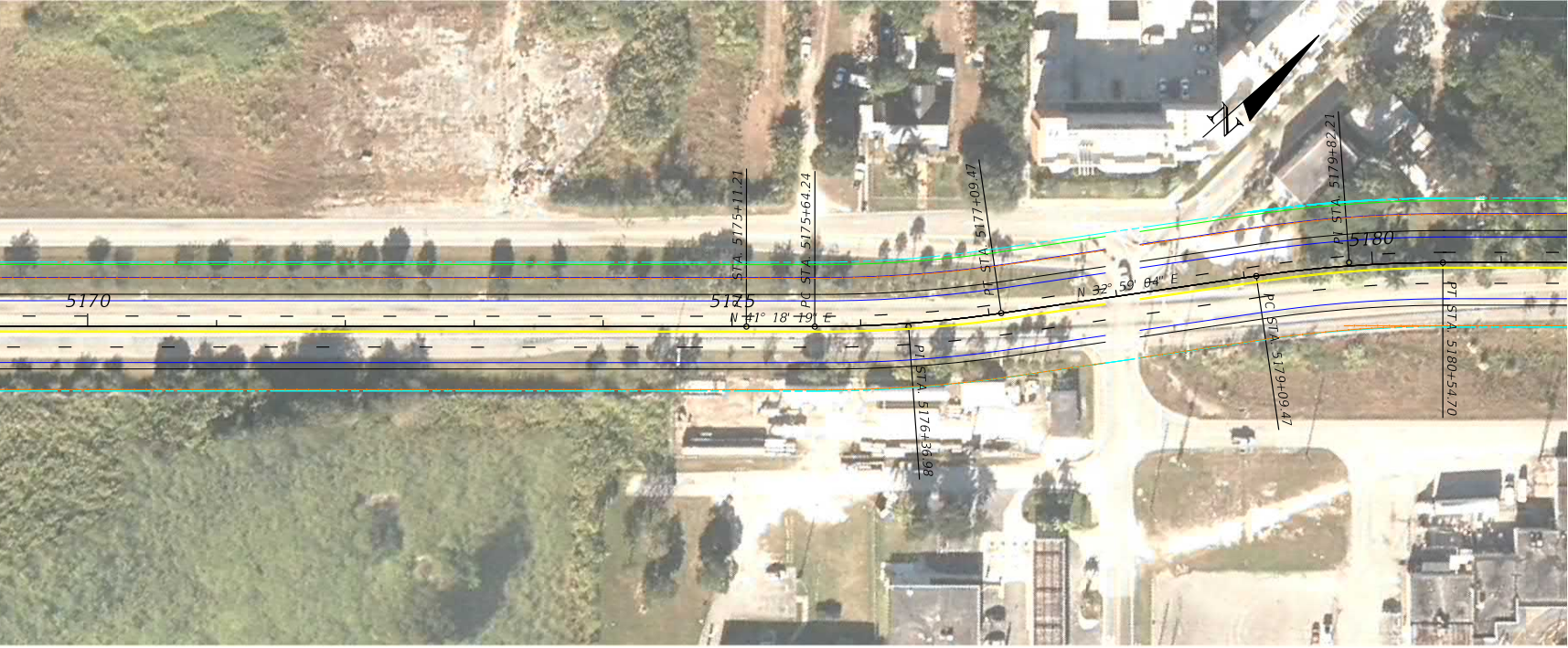
5170
5175
5180
STA. 5175+11.21
PC STA. 5175+64.24
PI STA. 5176+36.98
PT STA. 5177+09.47
PC STA. 5179+09.47
PI STA. 5179+82.21
PT STA. 5180+54.70
N 41° 18' 19" E
N 32° 59' 04" E
N

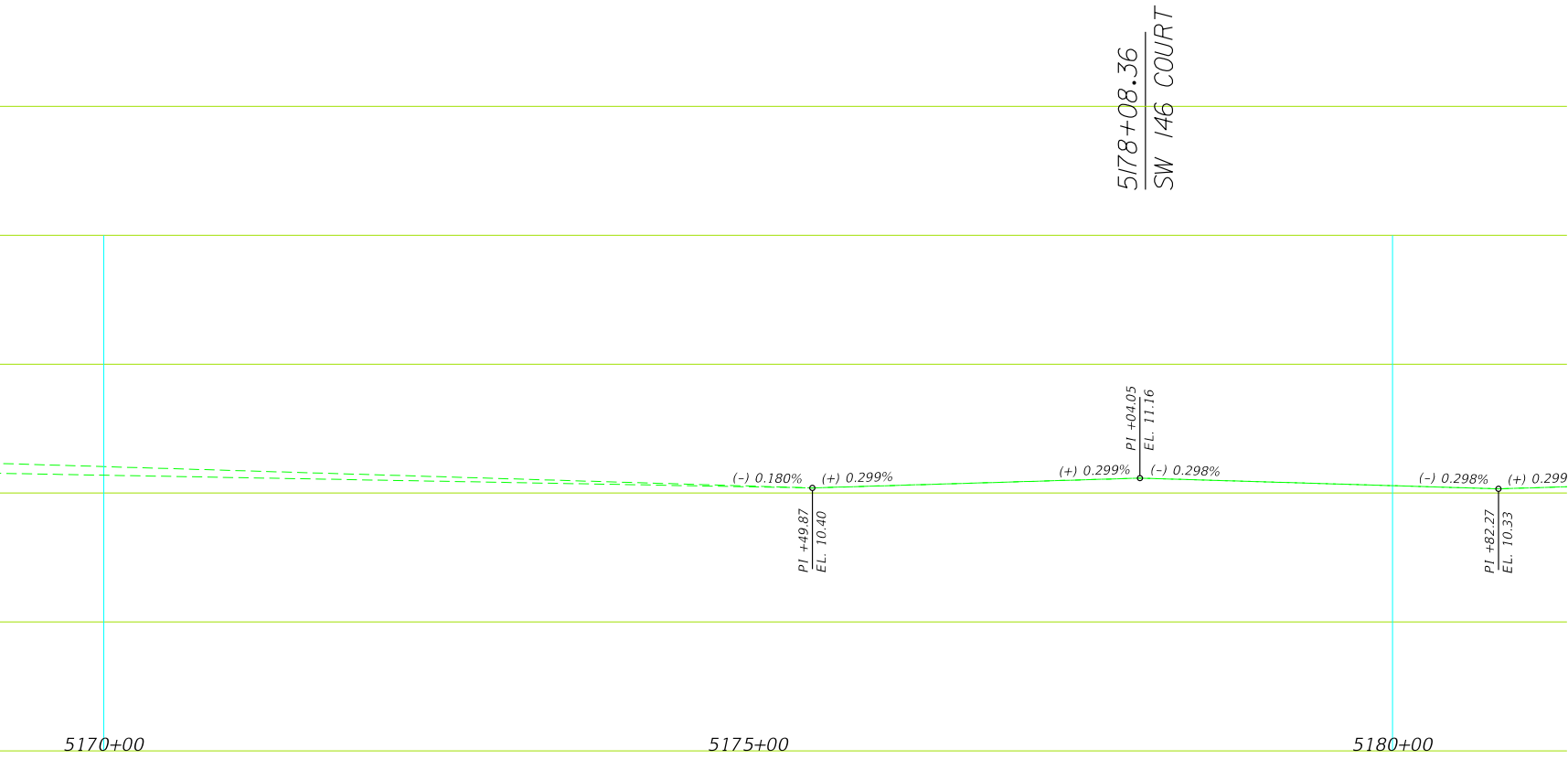
5178+08.36
SW 146 COURT
(–) 0.180%
(+) 0.299%
PI +49.87
EL. 10.40
(+) 0.299%
(–) 0.298%
PI +04.05
EL. 11.16
(–) 0.298%
(+) 0.299
PI +82.27
EL. 10.33
5170+00
5175+00
5180+00




CONCEPTUAL DESIGN FOR COST ESTIMATING PURPOSES. NOT FOR CONSTRUCTION.




CONCEPTUAL DESIGN FOR COST ESTIMATING PURPOSES. NOT FOR CONSTRUCTION.


5330
5335
5340
PC STA. 5336+15.17
PT STA. 5337+60.40
PT STA. 5336+87.91
N 32° 59' 33" E
PC STA. 5339+60.40
PT STA. 5340+33.14
PT STA. 5341+05.63

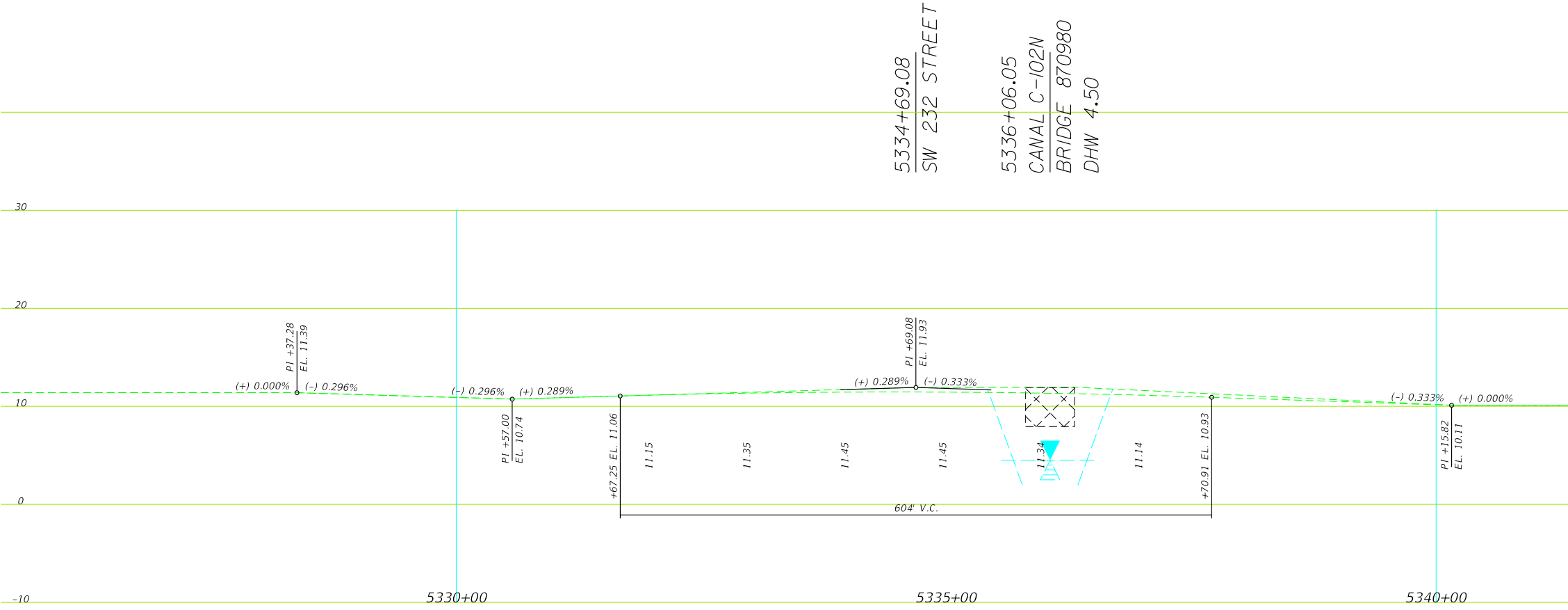
5334+69.08
SW 232 STREET
5336+06.05
CANAL C-102N
BRIDGE 870980
DHW 4.50
30
20
10
0
-10
PI +37.28
EL. 11.39
(+) 0.000%
(-) 0.296%
(-) 0.296%
(+) 0.289%
PI +57.00
EL. 10.74
+67.25 EL. 11.06
11.15
11.35
11.45
11.45
11.34
11.14
PI +69.08
EL. 11.93
(+) 0.289%
(-) 0.333%
+70.91 EL. 10.93
604' V.C.
(-) 0.333%
(+) 0.000%
PI +15.82
EL. 10.11
5330+00
5335+00
5340+00


5345
5350
5355
N 41° 18' 49" E

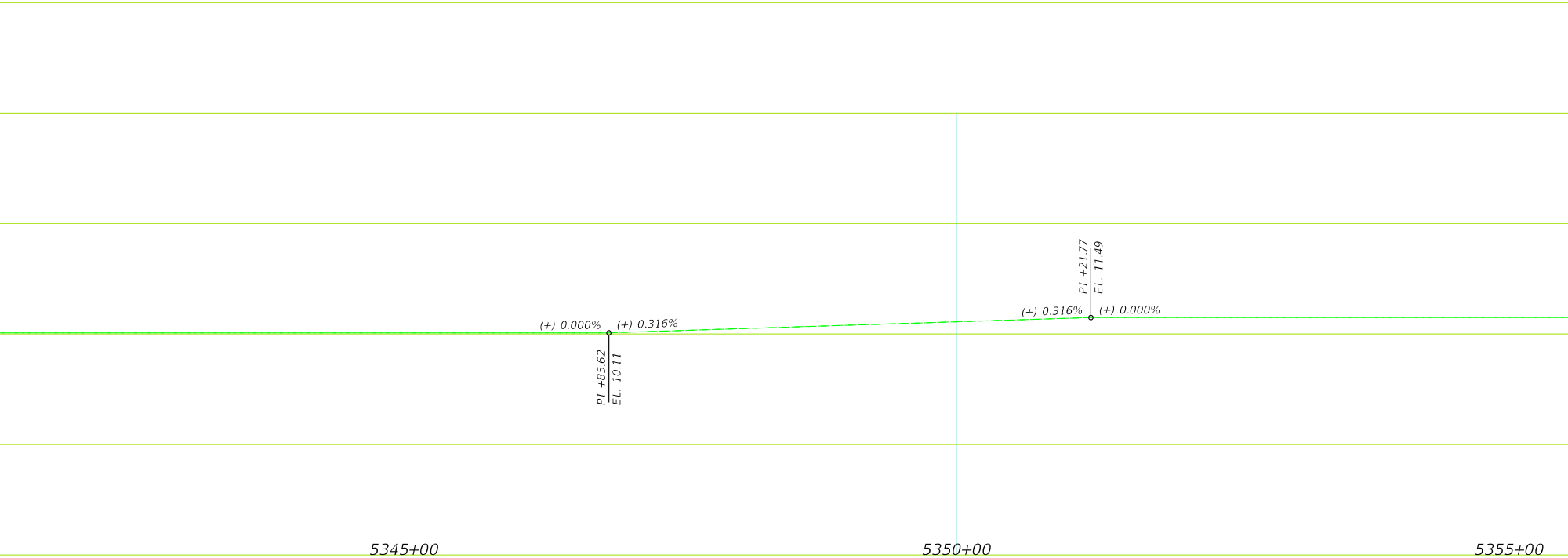
PI +21.77
EL. 11.49
(+) 0.000%
(+) 0.316%
PI +85.62
EL. 10.11
(+) 0.316%
(+) 0.000%
5345+00
5350+00
5355+00


PI STA. 5355+86.80
5360
5365
5370
N 41°


5370+30.74
SW 224 STREET
(+) 0.000%
(+) 0.501%
PI +79.14
EL. 11.50
+93.24 EL. 11.56
11.59
12.04
12.37
12.60
(+) 0.501%
(+) 0.000%
PI +30.74
EL. 12.75
475' V.C.
5360+00
5365+00
5370+00

CONCEPTUAL DESIGN FOR COST ESTIMATING PURPOSES. NOT FOR CONSTRUCTION.


19' 13" E
5375
5380
5385

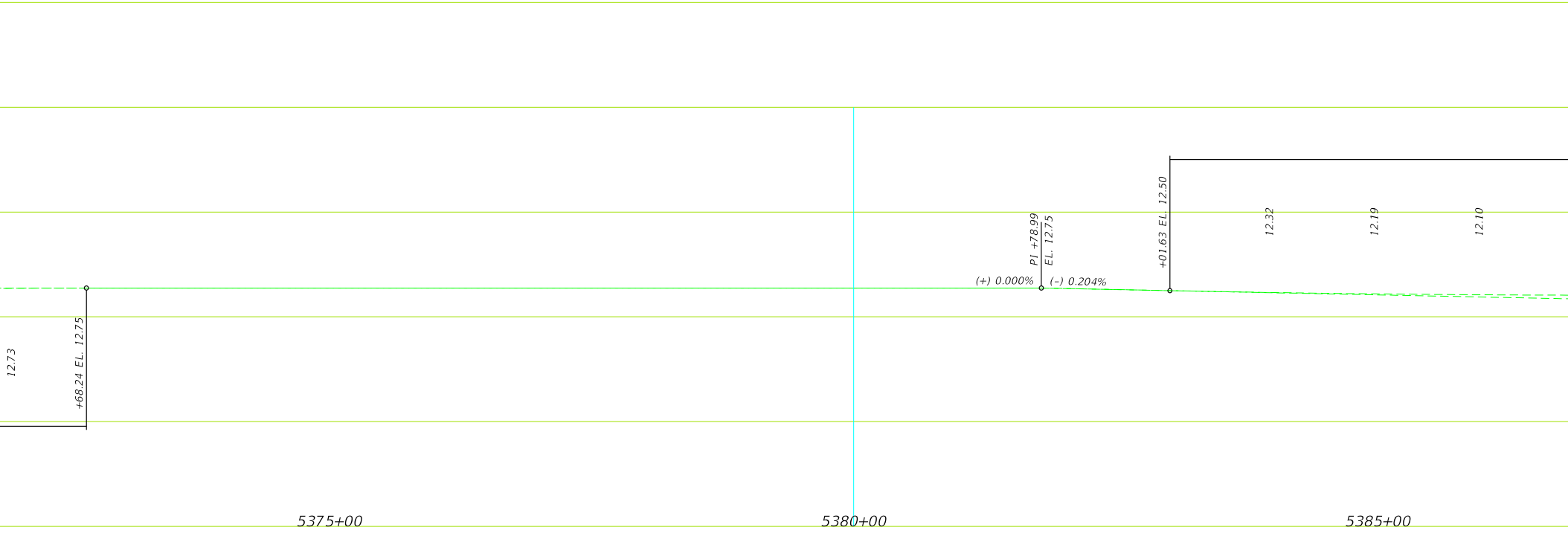
12.73
+68.24 EL. 12.75
(+) 0.000%
PI +78.99
EL. 12.75
(–) 0.204%
+01.63 EL. 12.50
12.32
12.19
12.10
5375+00
5380+00
5385+00


PI STA. 5388+09.61
5390
5395
N 41° 20'

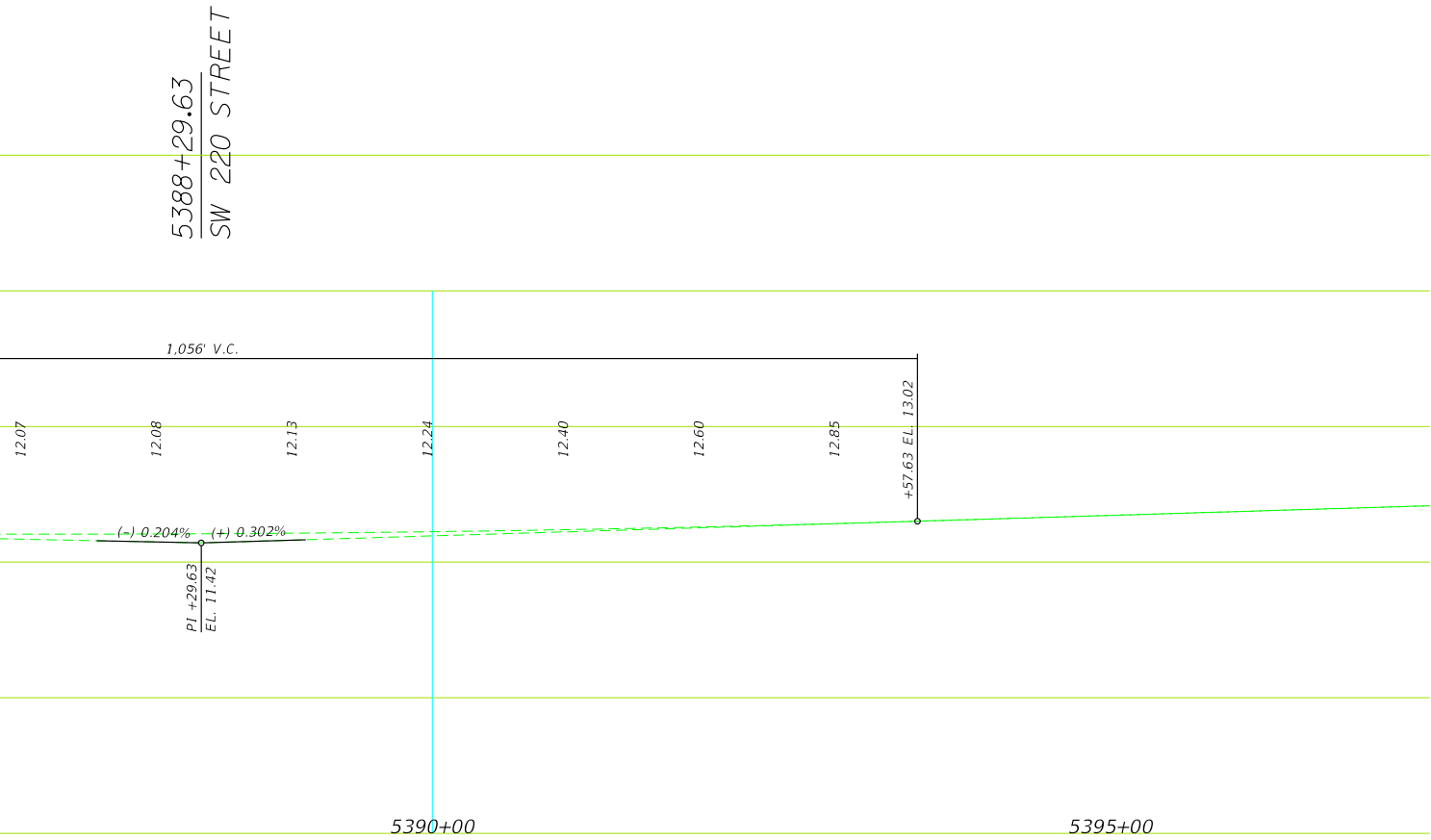
5388+29.63
SW 220 STREET
1,056' V.C.
12.07
12.08
12.13
12.24
12.40
12.60
12.85
+57.63 EL. 13.02
(-) 0.204%
(+) 0.302%
PI +29.63
EL. 11.42
5390+00
5395+00




CONCEPTUAL DESIGN FOR COST ESTIMATING PURPOSES. NOT FOR CONSTRUCTION.










CONCEPTUAL DESIGN FOR COST ESTIMATING PURPOSES. NOT FOR CONSTRUCTION.




CONCEPTUAL DESIGN FOR COST ESTIMATING PURPOSES. NOT FOR CONSTRUCTION.




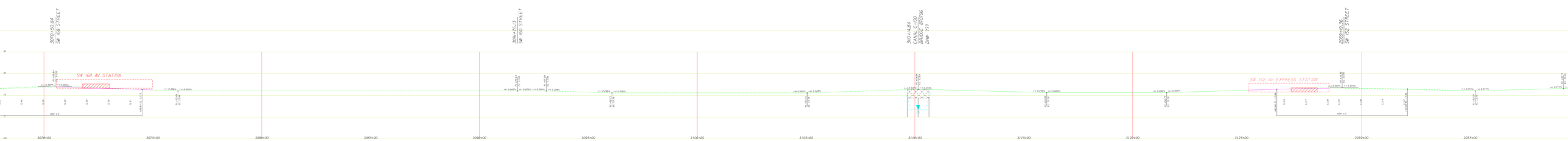


CONCEPTUAL DESIGN FOR COST ESTIMATING PURPOSES. NOT FOR CONSTRUCTION.




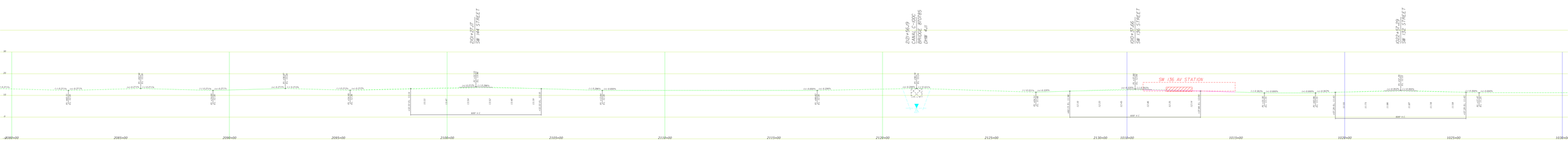


CONCEPTUAL DESIGN FOR COST ESTIMATING PURPOSES. NOT FOR CONSTRUCTION.







CONCEPTUAL DESIGN FOR COST ESTIMATING PURPOSES. NOT FOR CONSTRUCTION.





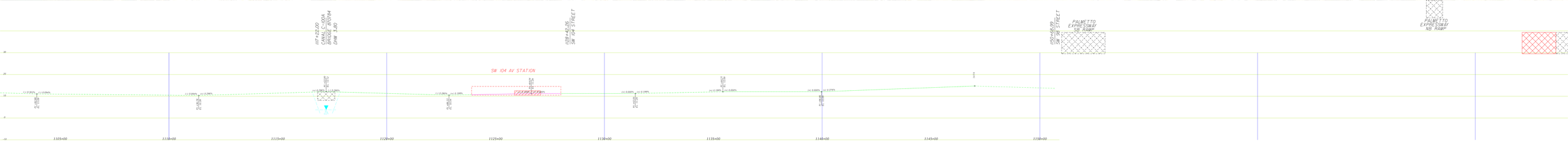


CONCEPTUAL DESIGN FOR COST ESTIMATING PURPOSES. NOT FOR CONSTRUCTION.







CONCEPTUAL DESIGN FOR COST ESTIMATING PURPOSES. NOT FOR CONSTRUCTION.




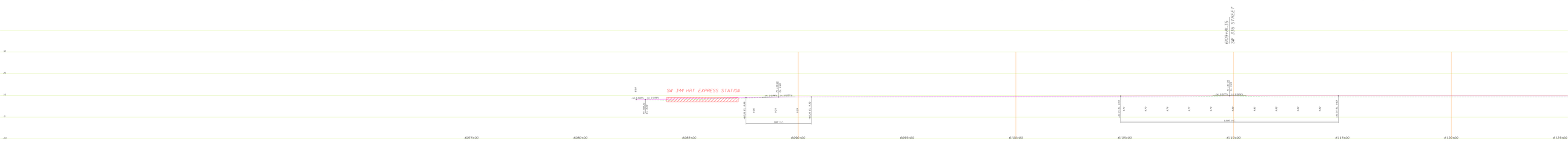


CONCEPTUAL DESIGN FOR COST ESTIMATING PURPOSES. NOT FOR CONSTRUCTION.




CONCEPTUAL DESIGN FOR COST ESTIMATING PURPOSES. NOT FOR CONSTRUCTION.







CONCEPTUAL DESIGN FOR COST ESTIMATING PURPOSES. NOT FOR CONSTRUCTION.


SW 296 HRT STATION
5040
5045
5050
N 41° 16' 53" E

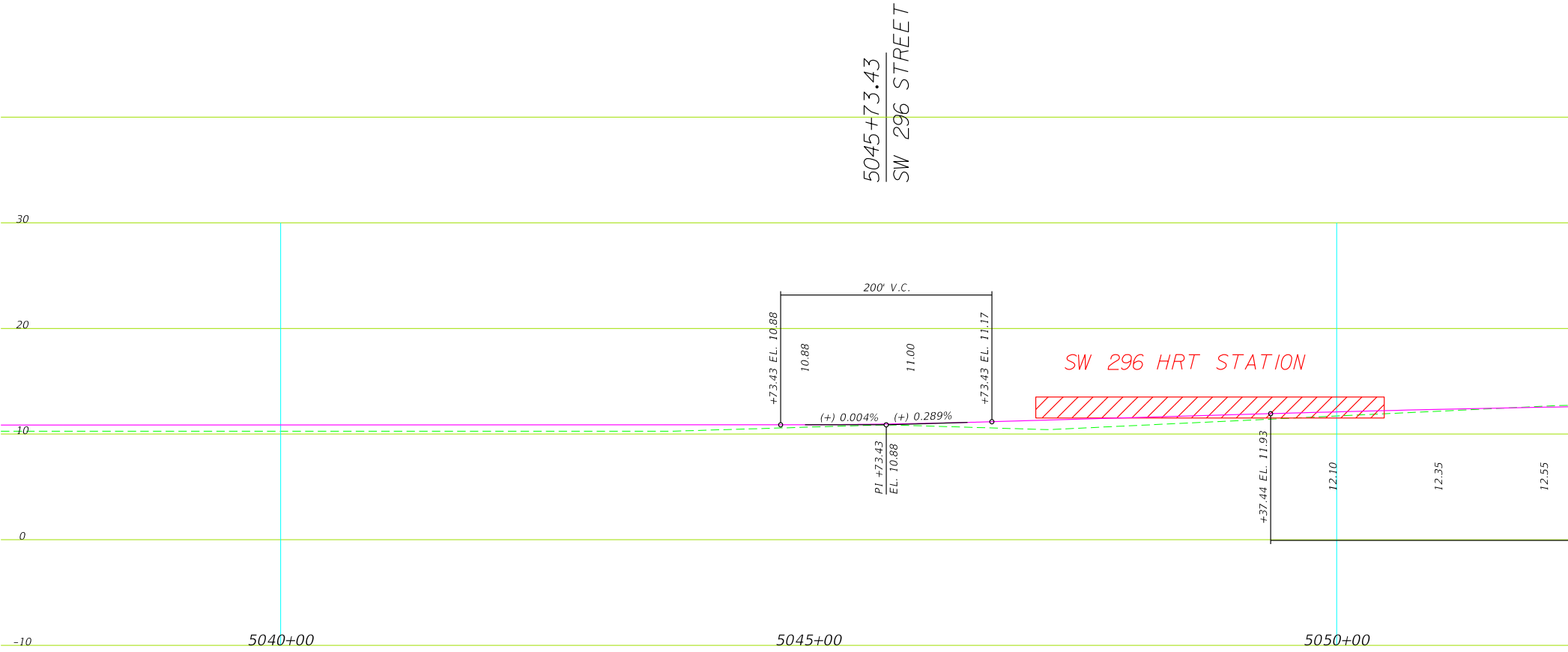
5045+73.43
SW 296 STREET
30
20
10
0
-10
200' V.C.
+73.43 EL. 10.88
10.88
11.00
+73.43 EL. 11.17
SW 296 HRT STATION
(+) 0.004%
(+) 0.289%
PI +73.43
EL. 10.88
+37.44 EL. 11.93
12.10
12.35
12.55
5040+00
5045+00
5050+00


5055
5060
5065

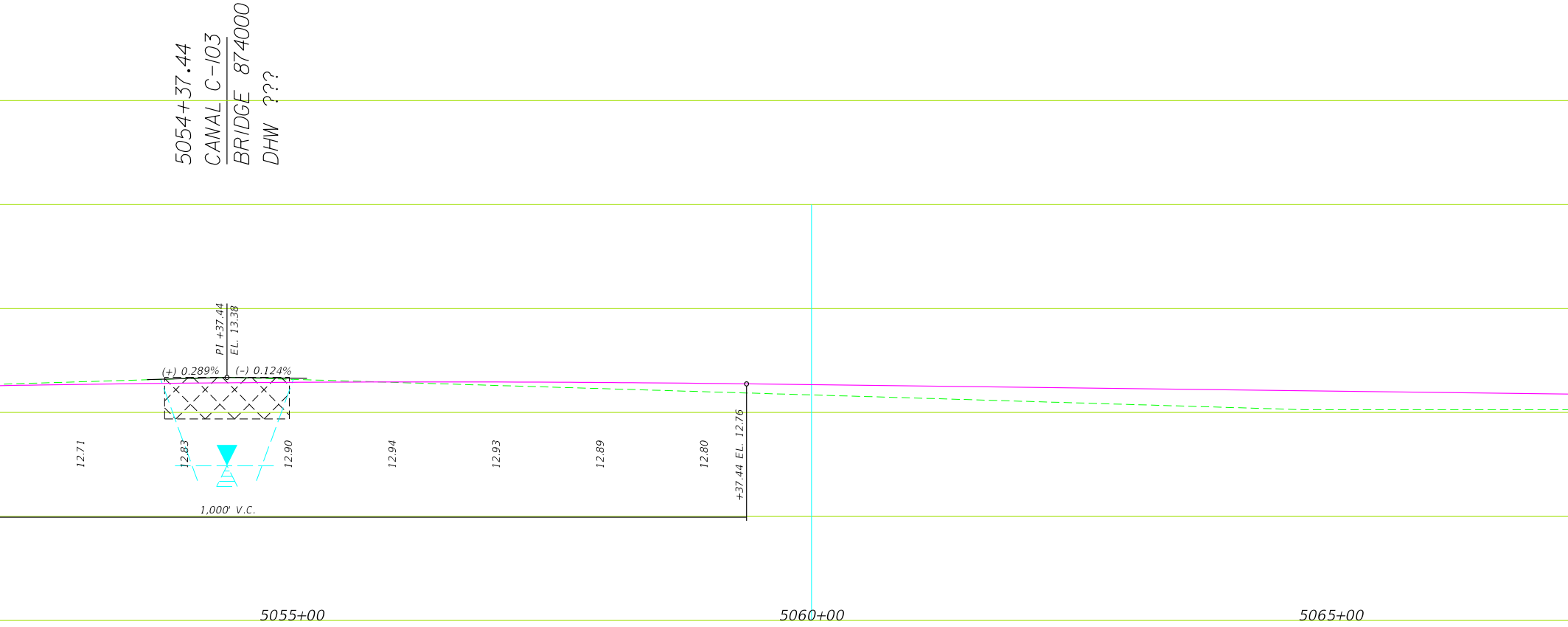
5054+37.44
CANAL C-103
BRIDGE 874000
DHW ???
PI +37.44
EL. 13.38
(+) 0.289%
(-) 0.124%
12.71
12.83
12.90
12.94
12.93
12.89
12.80
+37.44 EL. 12.76
1,000' V.C.
5055+00
5060+00
5065+00


5070
5075
5080
PC STA. 5081+90.67
PI STA. 5082+63.41
PT STA. 5083+35.90

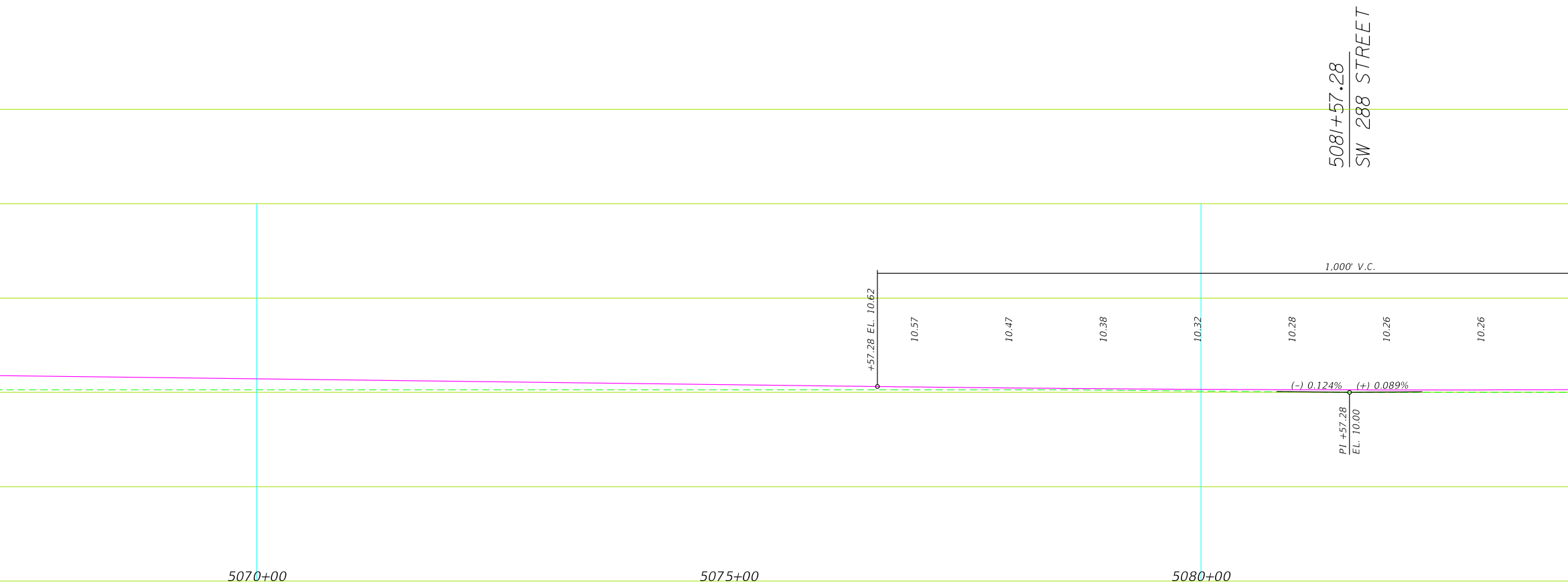
5081+57.28
SW 288 STREET
1,000' V.C.
+57.28 EL. 10.62
10.57
10.47
10.38
10.32
10.28
10.26
10.26
(–) 0.124%
(+) 0.089%
PI +57.28
EL. 10.00
5070+00
5075+00
5080+00

CONCEPTUAL DESIGN FOR COST ESTIMATING PURPOSES. NOT FOR CONSTRUCTION.


N 32° 57' 37" E
5085
PC STA. 5085+35.90
PI STA. 5086+08.64
PT STA. 5086+81.13
N 41° 16' 53" E
5090
PC STA. 5090+73.32
PI STA. 5091+46.06
PT STA. 5092+18.55
N 49° 36' 09" E
PC STA. 5094+18.55
PI STA. 5094+91.29
5095
PT STA. 5095+63.78
N 41° 16' 53" E
PI STA. 5098+41.09

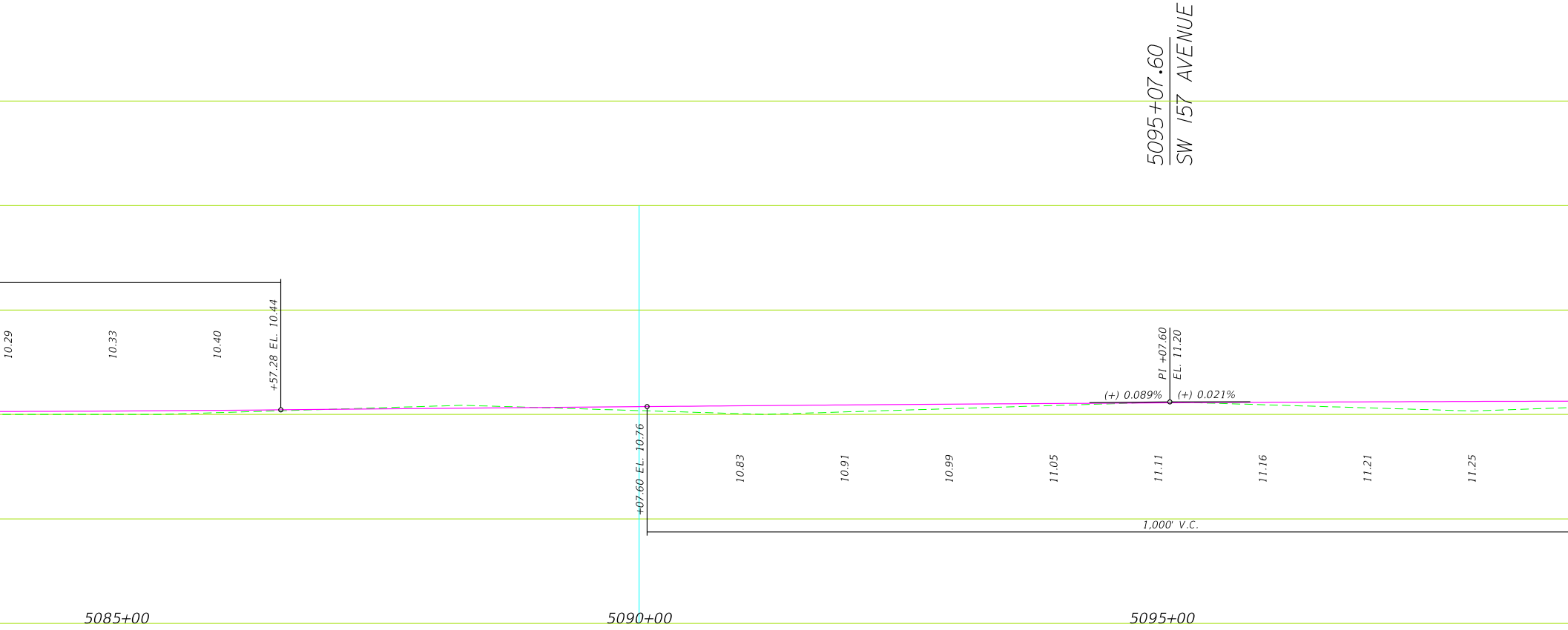
5095+07.60
SW 157 AVENUE
10.29
10.33
10.40
+57.28 EL. 10.44
+07.60 EL. 10.76
PI +07.60
EL. 11.20
(+) 0.089%
(+) 0.021%
10.83
10.91
10.99
11.05
11.11
11.16
11.21
11.25
1,000' V.C.
5085+00
5090+00
5095+00


5100
5105
N 41° 17' 24" E

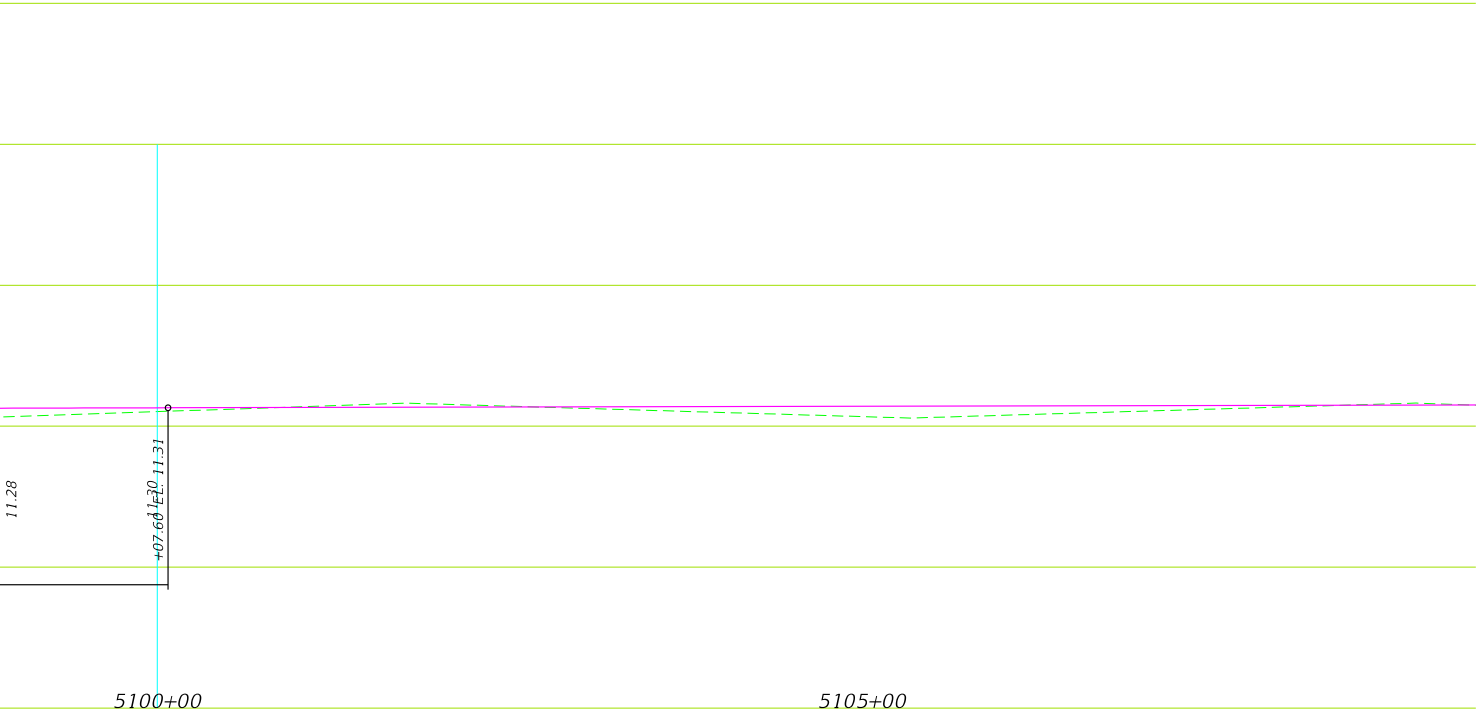
11.28
11.30
+07.60 EL. 11.31
5100+00
5105+00




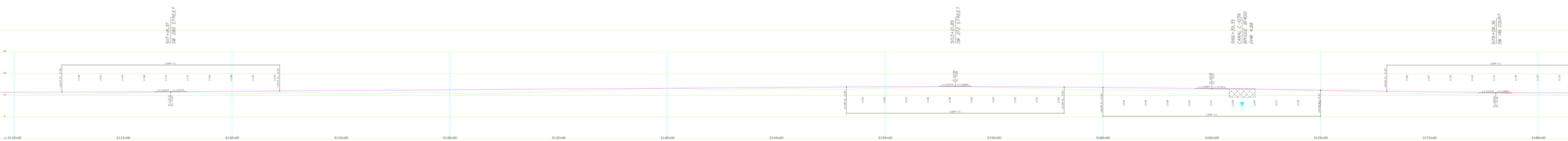


CONCEPTUAL DESIGN FOR COST ESTIMATING PURPOSES. NOT FOR CONSTRUCTION.




CONCEPTUAL DESIGN FOR COST ESTIMATING PURPOSES. NOT FOR CONSTRUCTION.

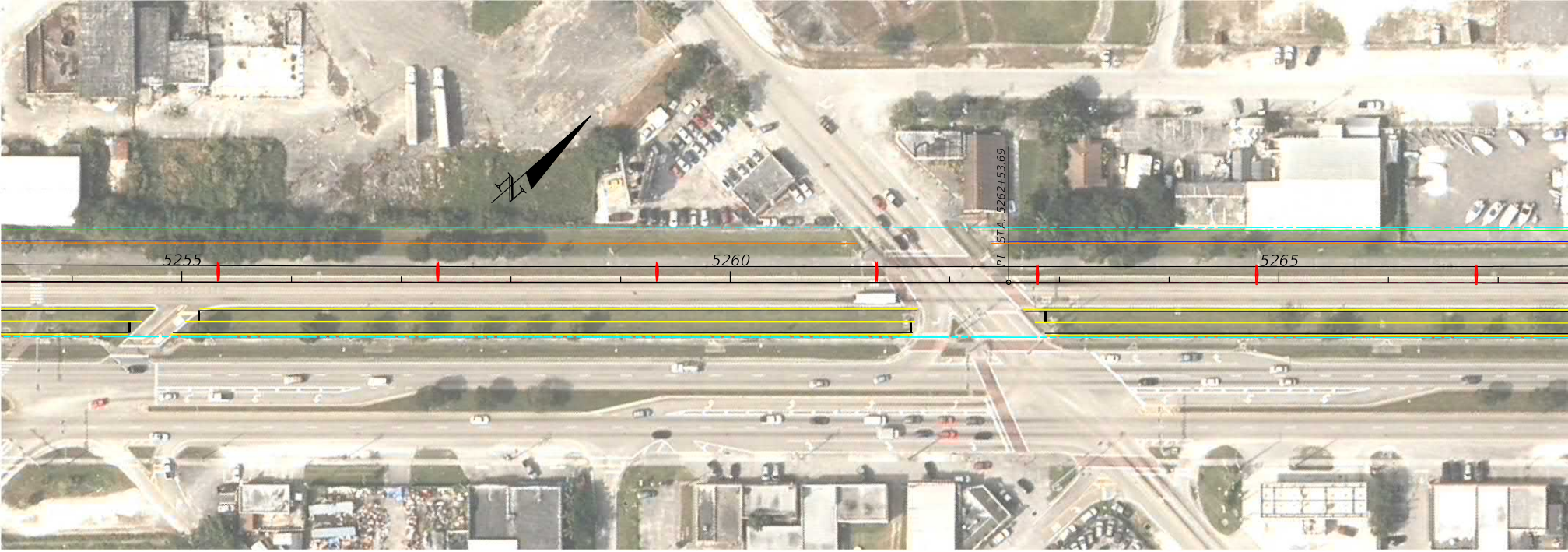
5255
5260
5265
PI STA. 5262+53.69

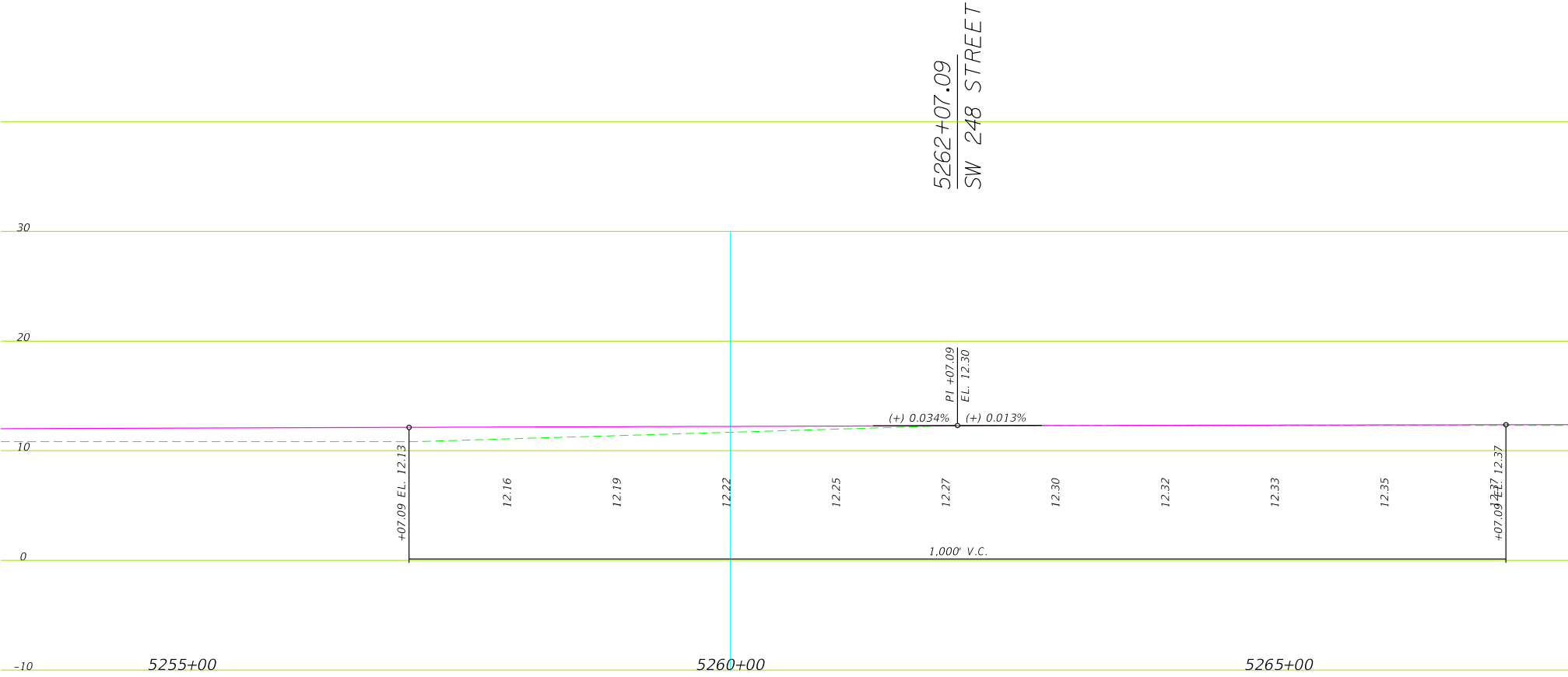
5262+07.09
SW 248 STREET
30
20
10
0
-10
PI +07.09
EL. 12.30
(+) 0.034%
(+) 0.013%
+07.09 EL. 12.13
12.16
12.19
12.22
12.25
12.27
12.30
12.32
12.33
12.35
12.37
+07.09 EL. 12.37
1,000' V.C.
5255+00
5260+00
5265+00


SW 244 HRT STATION
5270
5275
5280

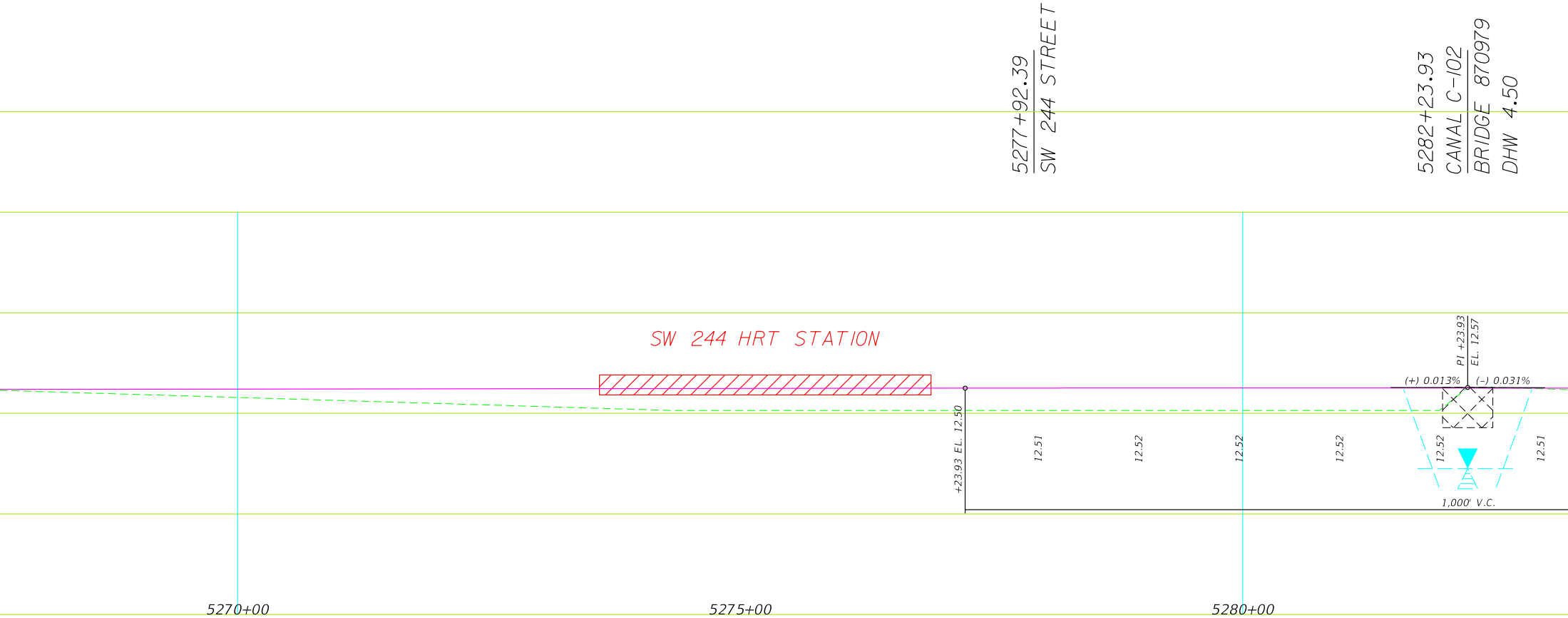
5277+92.39
SW 244 STREET
5282+23.93
CANAL C-102
BRIDGE 870979
DHW 4.50
SW 244 HRT STATION
PI +23.93
EL. 12.57
(+) 0.013%
(−) 0.031%
+23.93 EL. 12.50
12.51
12.52
12.52
12.52
12.52
12.51
1,000' V.C.
5270+00
5275+00
5280+00


5285
N 41° 18' 26" E
5290
5295
5295+87.11
SW 132 AVENUE
1,000' V.C.
+22.82 EL. 12.29
12.27
12.24
12.22
12.20
12.18
12.16
(–) 0.031%
(–) 0.005%
PI +22.82
EL. 12.14
12.49
12.47
12.45
12.42
+23.93 EL. 12.42
5285+00
5290+00
5295+00

CONCEPTUAL DESIGN FOR COST ESTIMATING PURPOSES. NOT FOR CONSTRUCTION.


5300
5305
PI STA. 5306+97.64
5310


12.14
12.13
12.12
12.11
+22.82 EL. 12.11
5300+00
5305+00
5310+00


5315
5320
N 41° 18' 49" E
5325

5315+00
5320+00
5325+00


N
5330
5335
5340
PC STA. 5336+15.17
PT STA. 5337+60.40
PI STA. 5336+87.91
N 32° 59' 33" E
PC STA. 5339+60.40
PI STA. 5340+33.14
PT STA. 5341+05.63

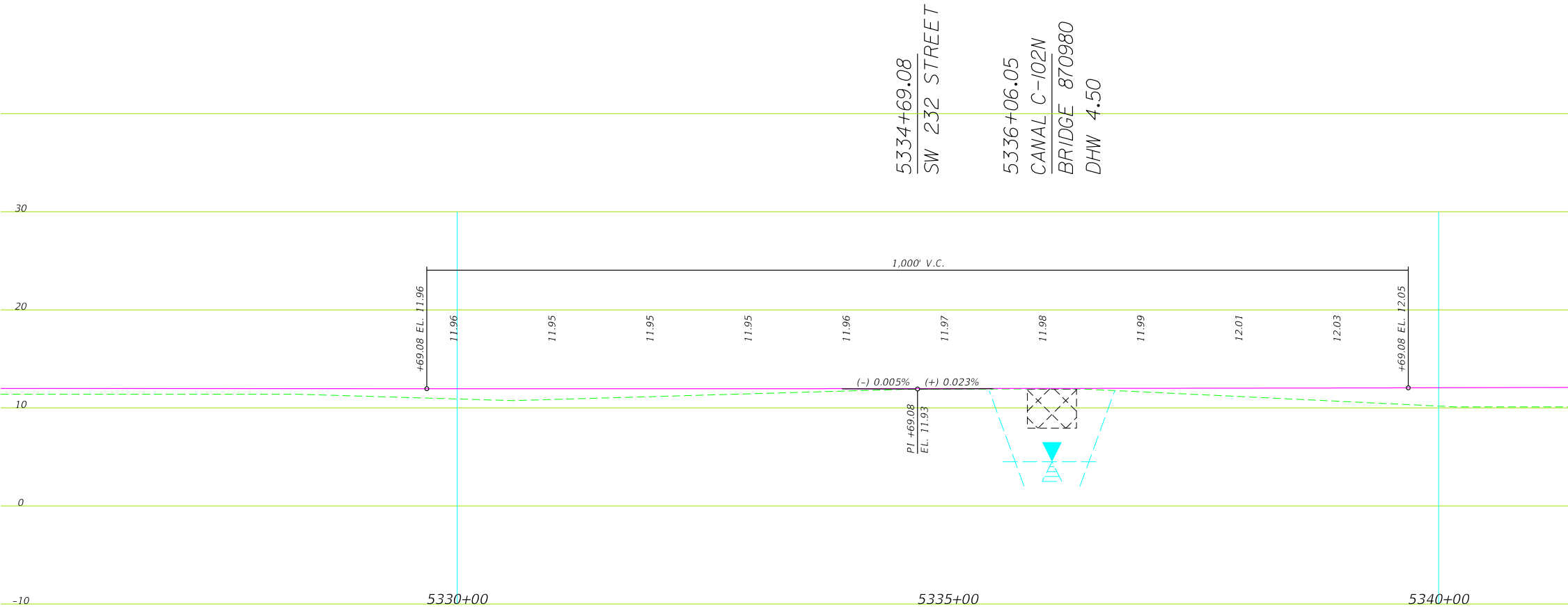
5334+69.08
SW 232 STREET
5336+06.05
CANAL C-102N
BRIDGE 870980
DHW 4.50
30
20
10
0
-10
1,000' V.C.
+69.08 EL. 11.96
11.96
11.95
11.95
11.95
11.96
11.97
11.98
11.99
12.01
12.03
+69.08 EL. 12.05
(-) 0.005%
(+) 0.023%
PI +69.08
EL. 11.93
5330+00
5335+00
5340+00

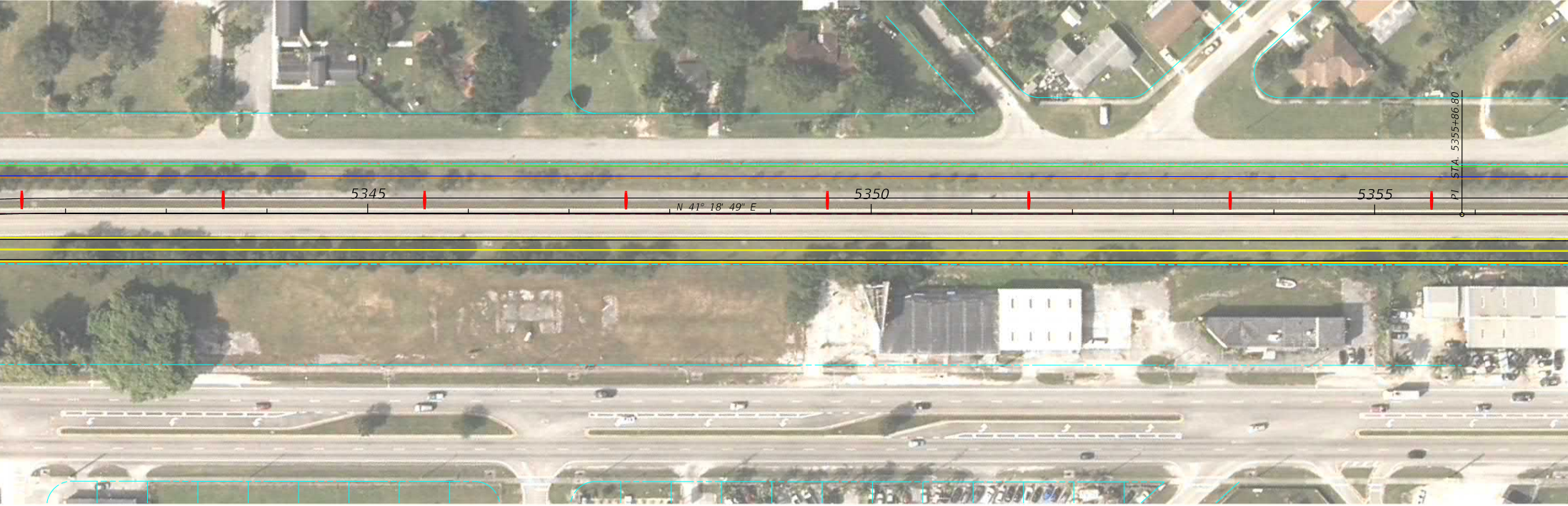
5345
5350
5355
N 41° 18' 49" E
PI STA. 5355+86.80


5345+00
5350+00
5355+00

CONCE


5360
5365
5370
N 41° 19'

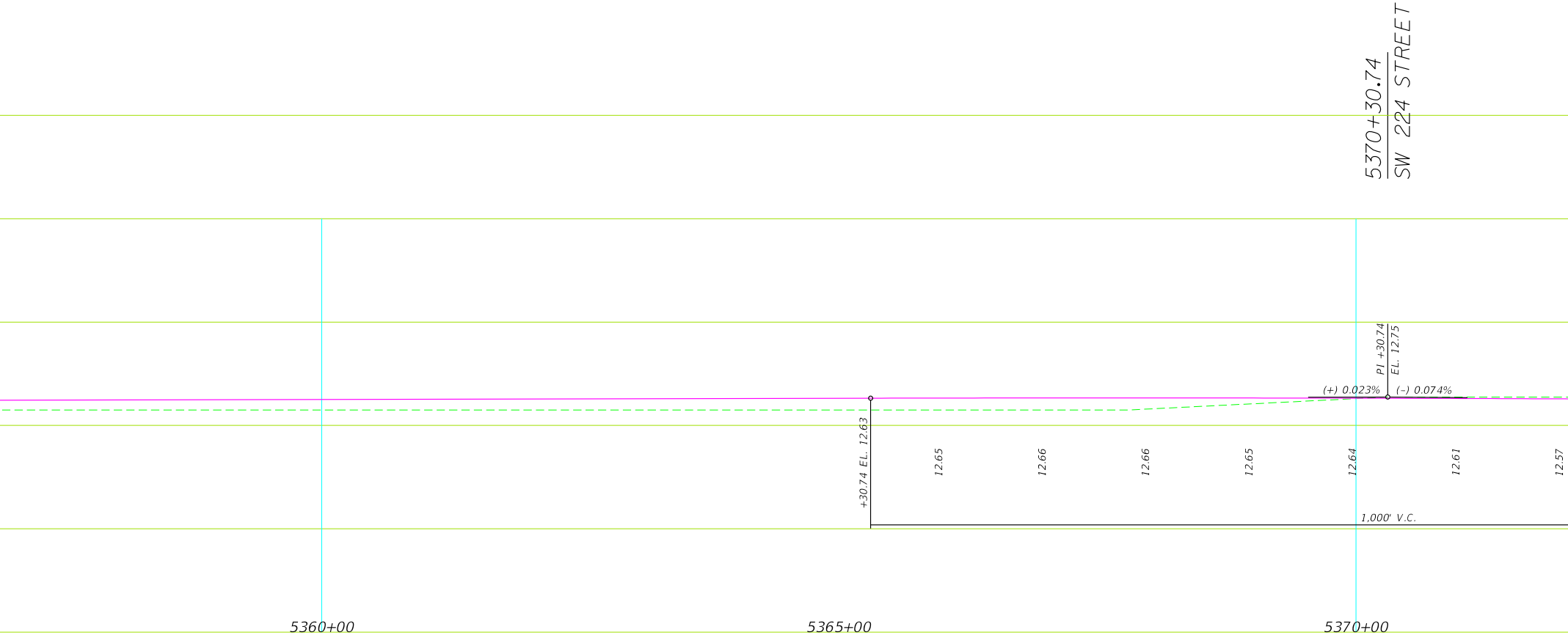
5370+30.74
SW 224 STREET
PI +30.74
EL. 12.75
(+) 0.023%
(−) 0.074%
+30.74 EL. 12.63
12.65
12.66
12.66
12.65
12.64
12.61
12.57
1,000' V.C.
5360+00
5365+00
5370+00

PTUAL DESIGN FOR COST ESTIMATING PURPOSES. NOT FOR CONSTRUCTION.

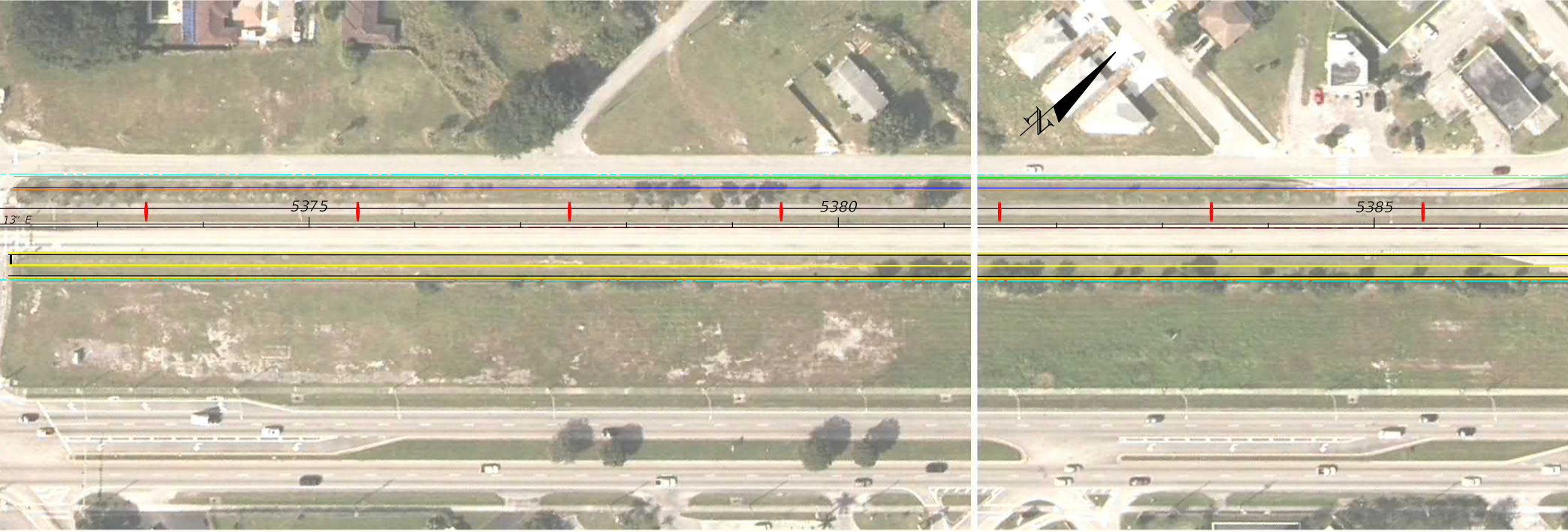
5375
5380
5385
13" E

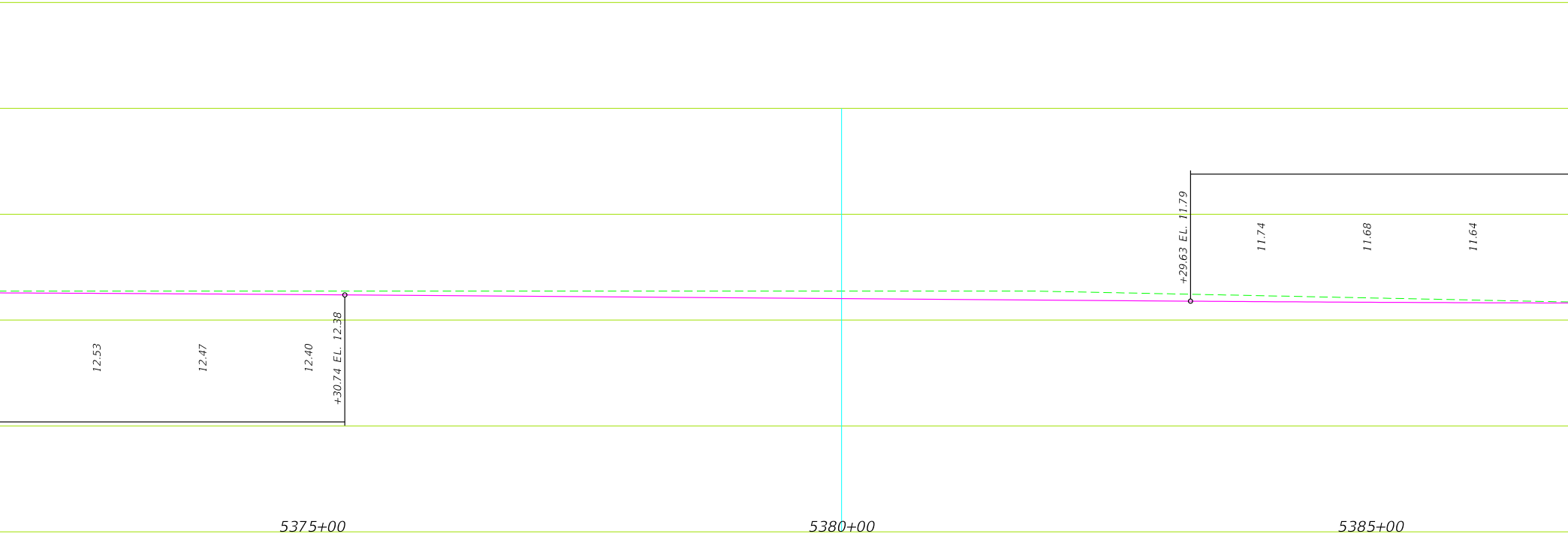
12.53
12.47
12.40
+30.74 EL. 12.38
+29.63 EL. 11.79
11.74
11.68
11.64
5375+00
5380+00
5385+00


PI STA. 5388+09.61
5390
5395
N 41° 20'

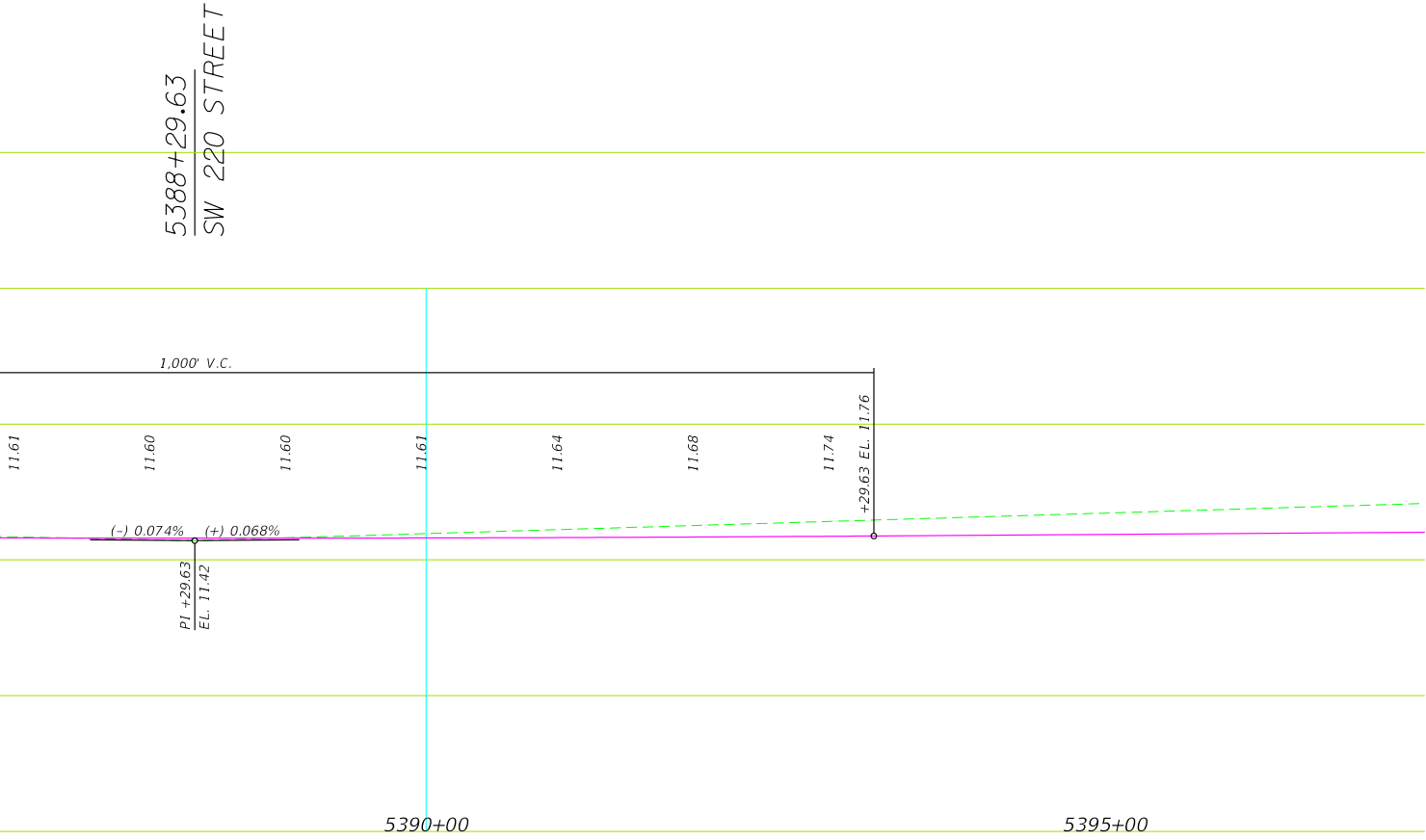
5388+29.63
SW 220 STREET
1,000' V.C.
11.61
11.60
11.60
11.61
11.64
11.68
11.74
+29.63 EL. 11.76
(–) 0.074%
(+) 0.068%
PI +29.63
EL. 11.42
5390+00
5395+00




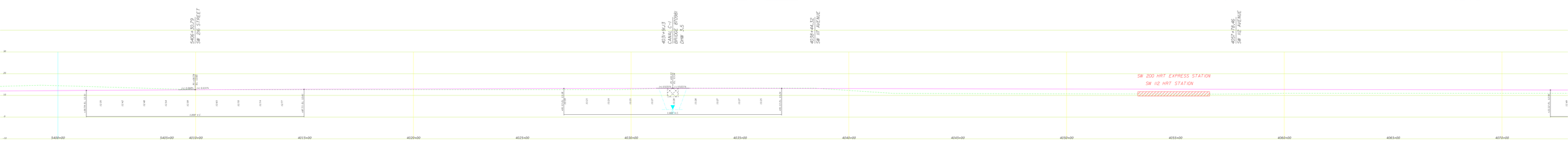


CONCEPTUAL DESIGN FOR COST ESTIMATING PURPOSES. NOT FOR CONSTRUCTION.

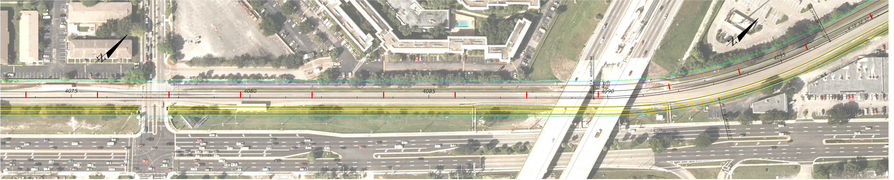



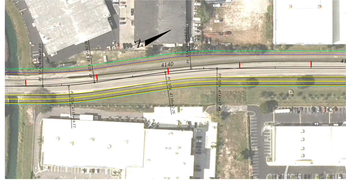

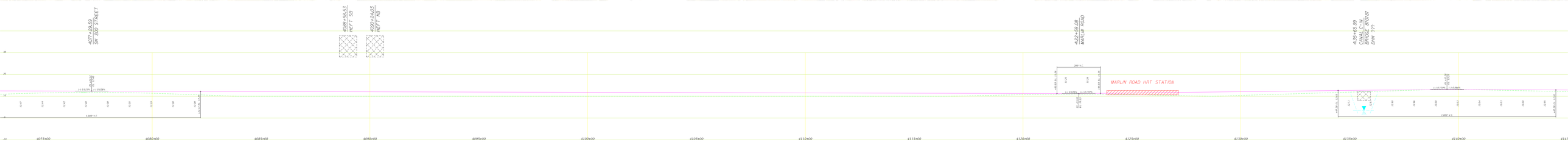


CONCEPTUAL DESIGN FOR COST ESTIMATING PURPOSES. NOT FOR CONSTRUCTION.




CONCEPTUAL DESIGN FOR COST ESTIMATING PURPOSES. NOT FOR CONSTRUCTION.




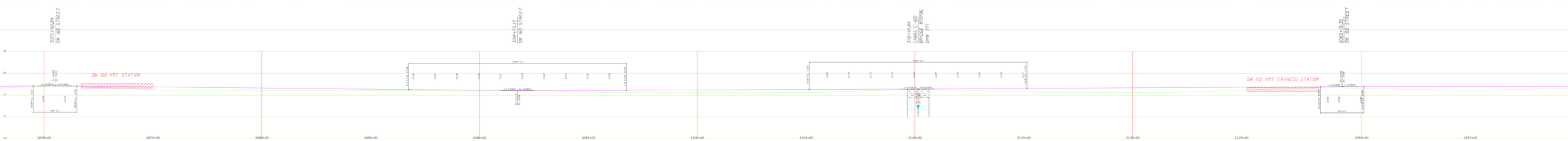


CONCEPTUAL DESIGN FOR COST ESTIMATING PURPOSES. NOT FOR CONSTRUCTION.




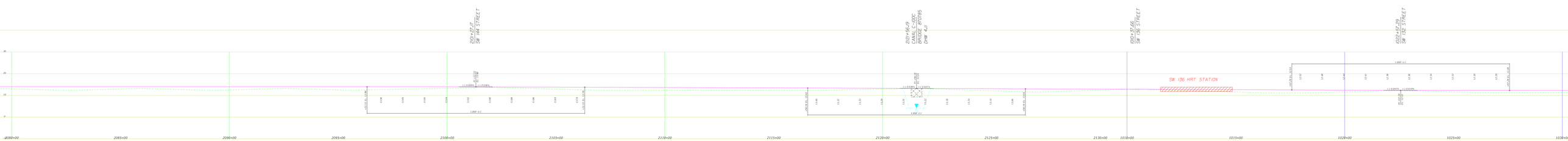


CONCEPTUAL DESIGN FOR COST ESTIMATING PURPOSES. NOT FOR CONSTRUCTION.




CONCEPTUAL DESIGN FOR COST ESTIMATING PURPOSES. NOT FOR CONSTRUCTION.




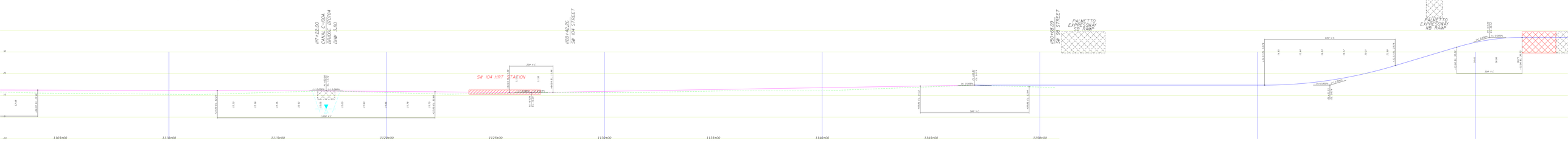


CONCEPTUAL DESIGN FOR COST ESTIMATING PURPOSES. NOT FOR CONSTRUCTION.







CONCEPTUAL DESIGN FOR COST ESTIMATING PURPOSES. NOT FOR CONSTRUCTION.




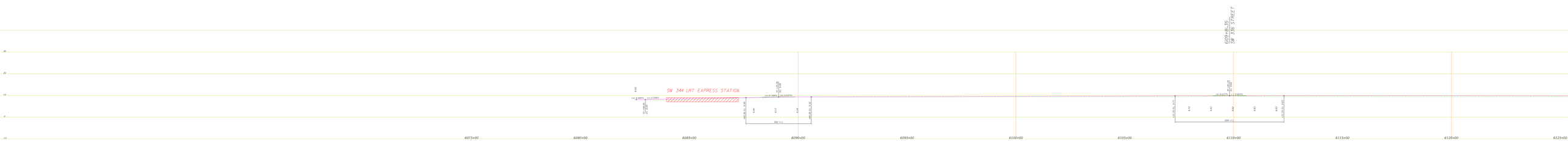


CONCEPTUAL DESIGN FOR COST ESTIMATING PURPOSES. NOT FOR CONSTRUCTION.




CONCEPTUAL DESIGN FOR COST ESTIMATING PURPOSES. NOT FOR CONSTRUCTION.




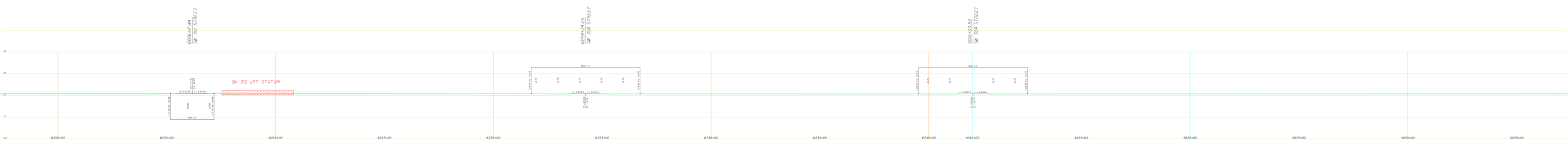


CONCEPTUAL DESIGN FOR COST ESTIMATING PURPOSES. NOT FOR CONSTRUCTION.




5045+71.41
SW 296 STREET

5054+37.44
CANAL C-102
BRIDGE #950000
DW# ???

5081+57.28
SW 288 STREET

5095+67.00
SW 07 AVENUE




CONCEPTUAL DESIGN FOR COST ESTIMATING PURPOSES. NOT FOR CONSTRUCTION.

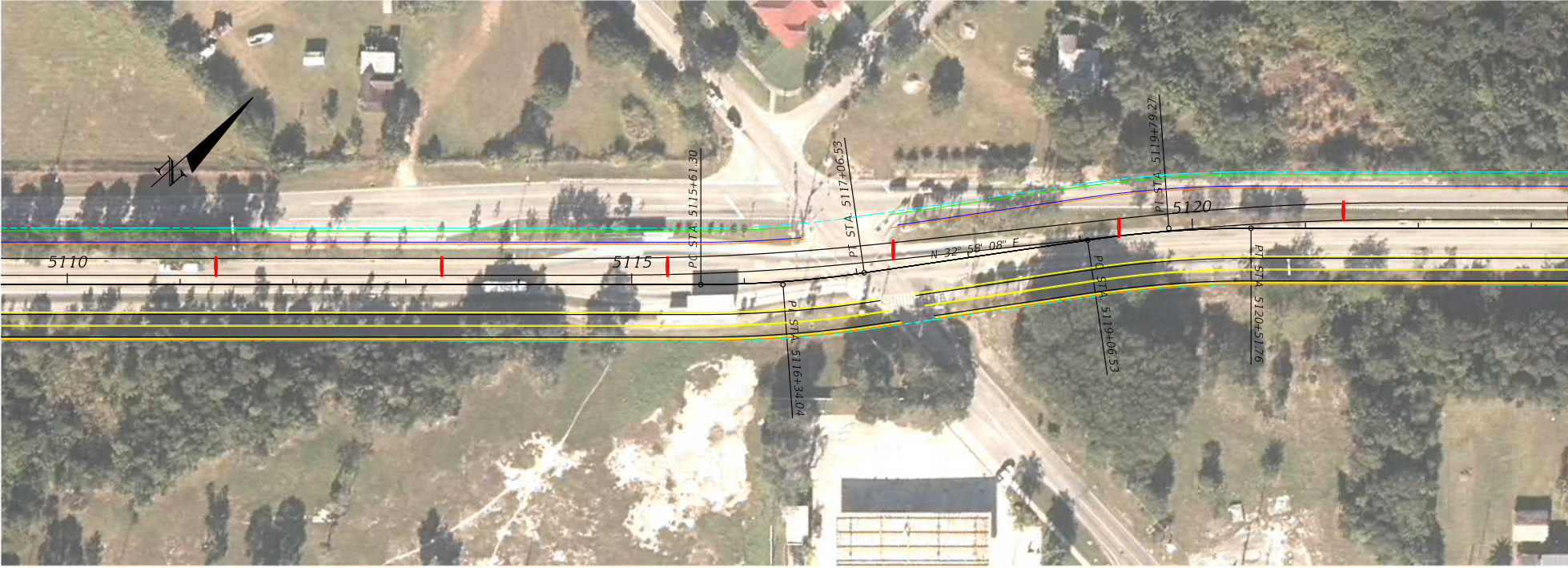
5110
5115
5120
PC STA. 5115+61.30
PT STA. 5117+06.53
PI STA. 5116+34.04
N 32° 58' 08" E
PI STA. 5119+79.27
PC STA. 5119+06.53
PT STA. 5120+51.76

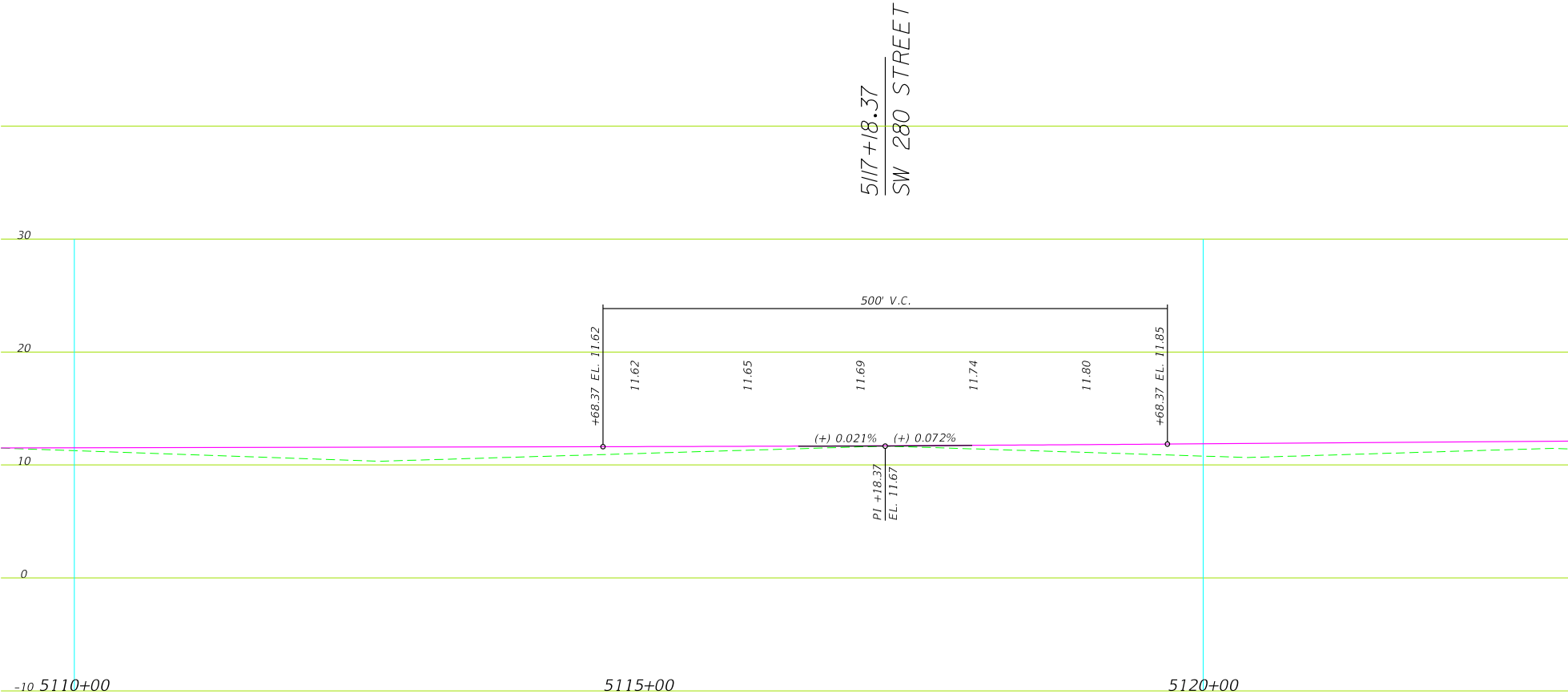
5117+18.37
SW 280 STREET
30
20
10
0
-10
500' V.C.
+68.37 EL. 11.62
11.62
11.65
11.69
11.74
11.80
+68.37 EL. 11.85
(+) 0.021%
(+) 0.072%
PI +18.37
EL. 11.67
5110+00
5115+00
5120+00

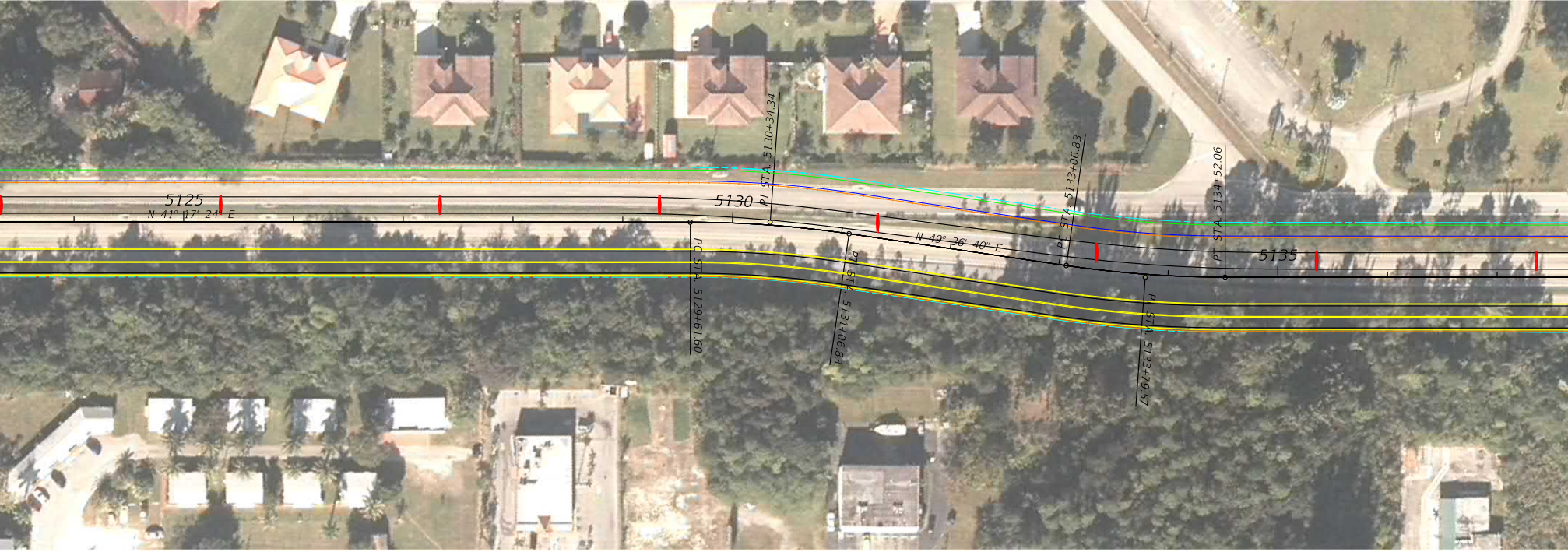
5125
N 41° 17' 24" E
5130
PI STA. 5130+34.34
PC STA. 5129+61.60
PT STA. 5131+06.83
N 49° 36' 40" E
PC STA. 5133+06.83
PI STA. 5133+79.57
PT STA. 5134+52.06
5135




5140
5145
N 41° 17' 24" E
5150


5153+21.89
PI +21.89
(+) 0.072%
+71.89 EL. 14.08
14.10
14.15
14.16
500'
5140+00
5145+00
5150+00

CONCEPTUAL DESIGN FOR COST ESTIMATING PURPOSES. NOT FOR CONSTRUCTION.


STA. 5155+11.21
5155
5160
5165
N 41° 16' 57" E

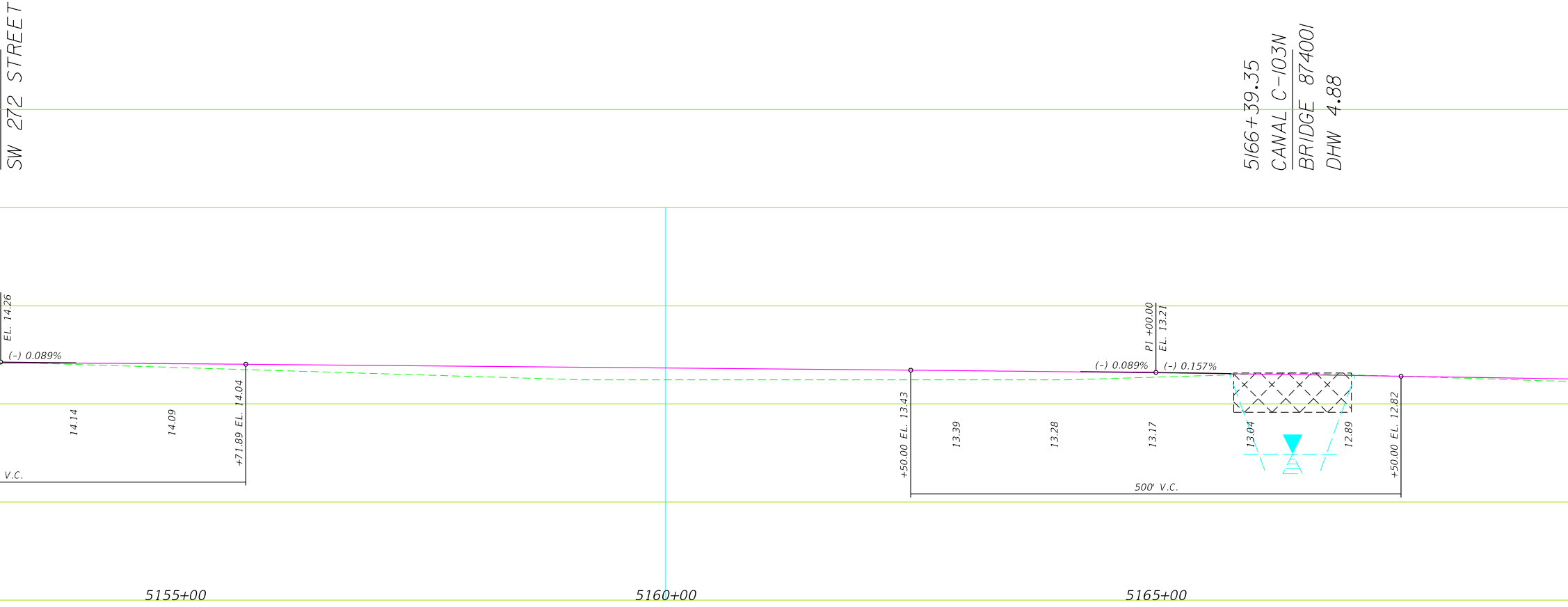
SW 272 STREET
5166+39.35
CANAL C-103N
BRIDGE 874001
DHW 4.88
EL. 14.26
(–) 0.089%
14.14
14.09
+71.89 EL. 14.04
V.C.
+50.00 EL. 13.43
13.39
13.28
13.17
PI +00.00
EL. 13.21
(–) 0.089%
(–) 0.157%
13.04
12.89
+50.00 EL. 12.82
500' V.C.
5155+00
5160+00
5165+00

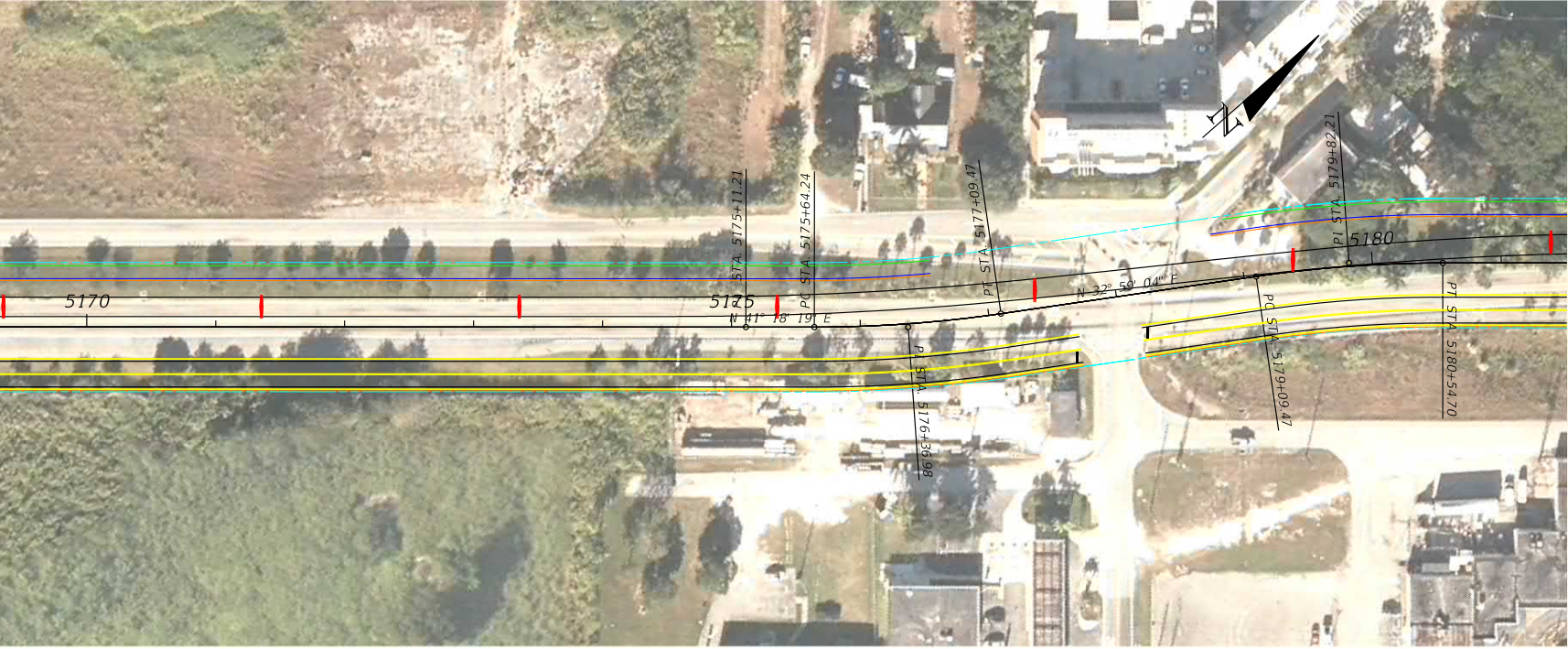
N
5170
5175
5180
STA. 5175+11.21
PC STA. 5175+64.24
N 41° 18' 19" E
PI STA. 5176+36.98
PT STA. 5177+09.47
N 32° 59' 04" E
PC STA. 5179+09.47
PI STA. 5179+82.21
PT STA. 5180+54.70

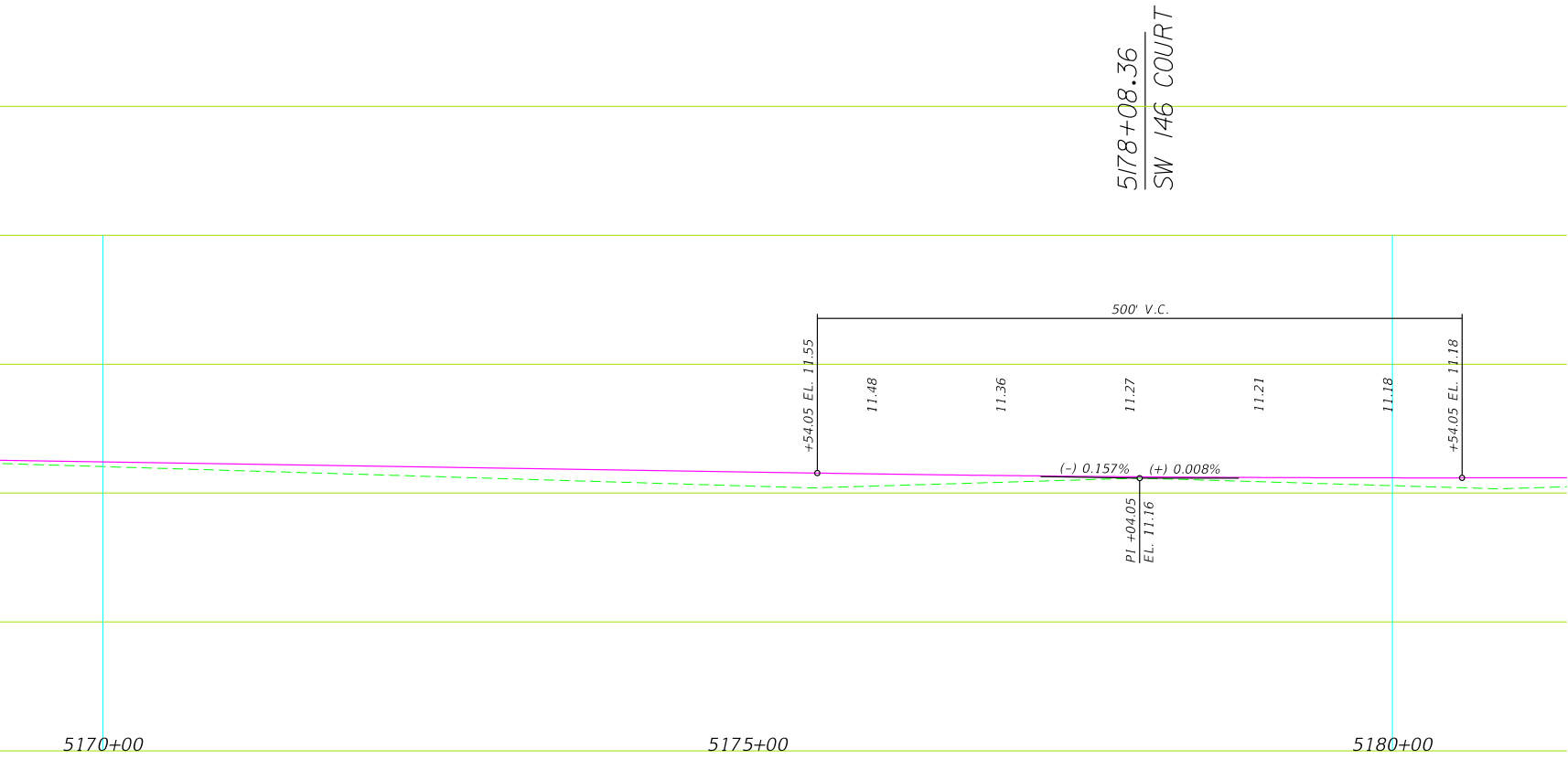
5178+08.36
SW 146 COURT
500' V.C.
+54.05 EL. 11.55
11.48
11.36
11.27
11.21
11.18
+54.05 EL. 11.18
(–) 0.157%
(+) 0.008%
PI +04.05
EL. 11.16
5170+00
5175+00
5180+00




CONCEPTUAL DESIGN FOR COST ESTIMATING PURPOSES. NOT FOR CONSTRUCTION.



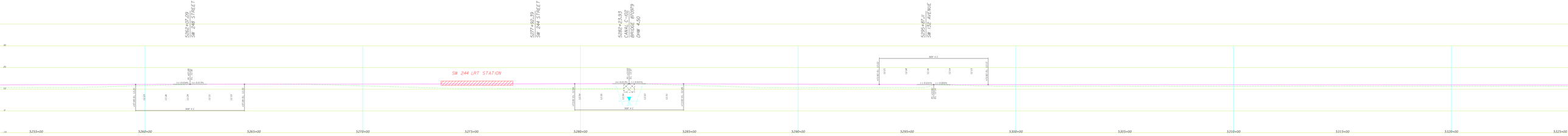


CONCEPTUAL DESIGN FOR COST ESTIMATING PURPOSES. NOT FOR CONSTRUCTION.


5330
5335
5340
PC STA. 5336+15.17
PI STA. 5337+60.40
PT STA. 5336+87.91
N 32° 59' 33" E
PC STA. 5339+60.40
PI STA. 5340+33.14

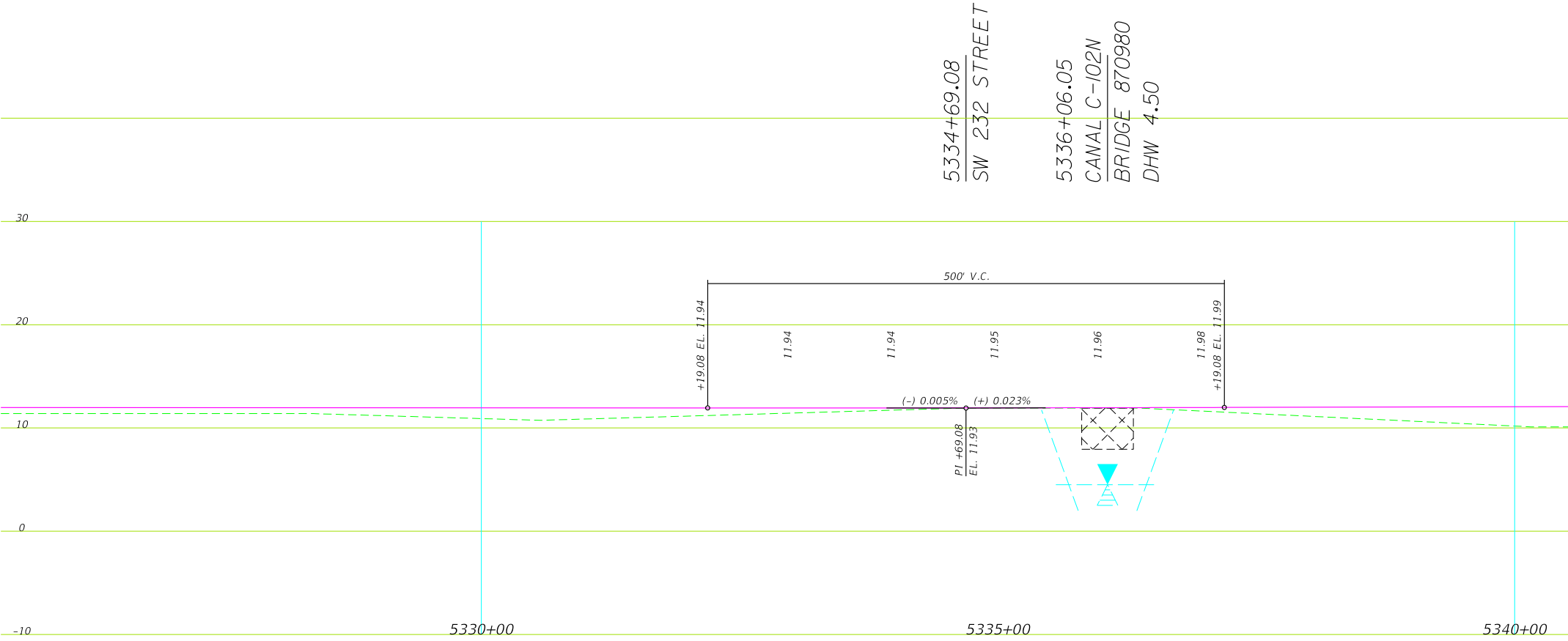
5334+69.08
SW 232 STREET
5336+06.05
CANAL C-102N
BRIDGE 870980
DHW 4.50
30
20
10
0
-10
500' V.C.
+19.08 EL. 11.94
11.94
11.94
11.95
11.96
11.98
+19.08 EL. 11.99
(-) 0.005%
(+) 0.023%
PI +69.08
EL. 11.93
5330+00
5335+00
5340+00

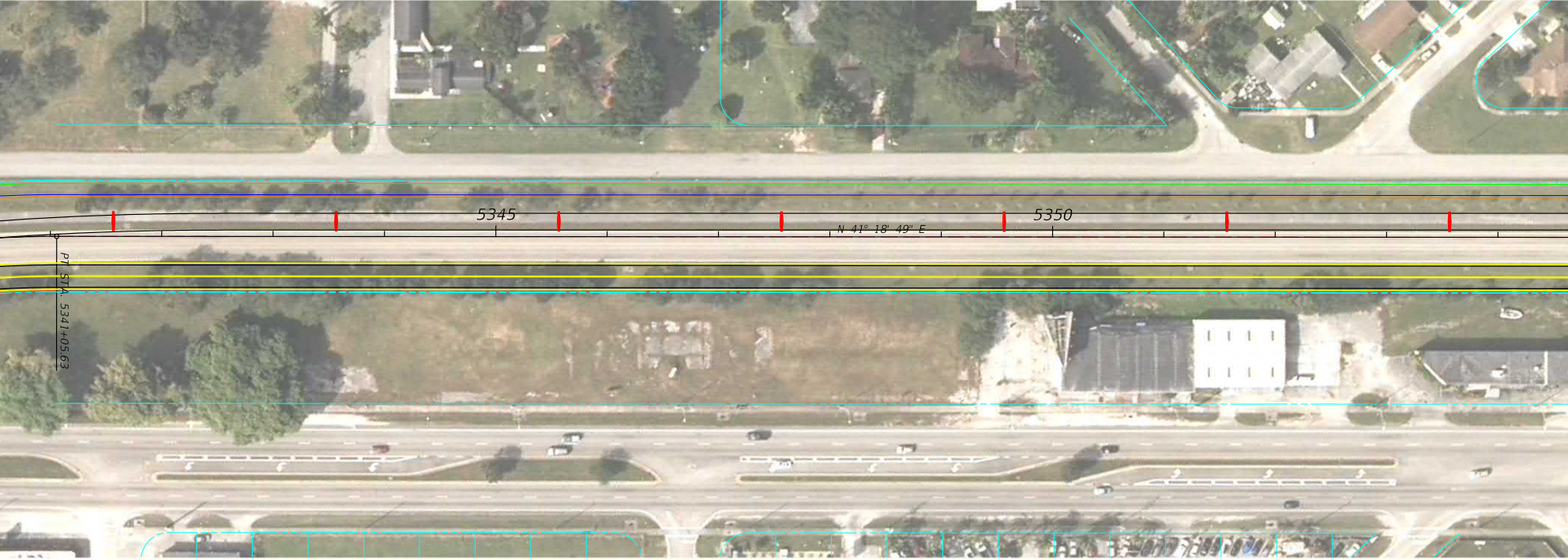
5345
5350
N 41° 18' 49" E
PT STA. 5341+05.63

5345+00
5350+00


PI STA. 5355+86.80
5355
5360
5365
5370


5370+30.74
SW 224 STREET
PI +30.74
EL. 12.75
(+) 0.023%
(–) 0.074%
+80.74 EL. 12.69
12.70
12.71
12.70
12.67
500' V.C.
5355+00
5360+00
5365+00
5370+00

CONCEPTUAL DESIGN FOR COST ESTIMATING PURPOSES. NOT FOR CONSTRUCTION.

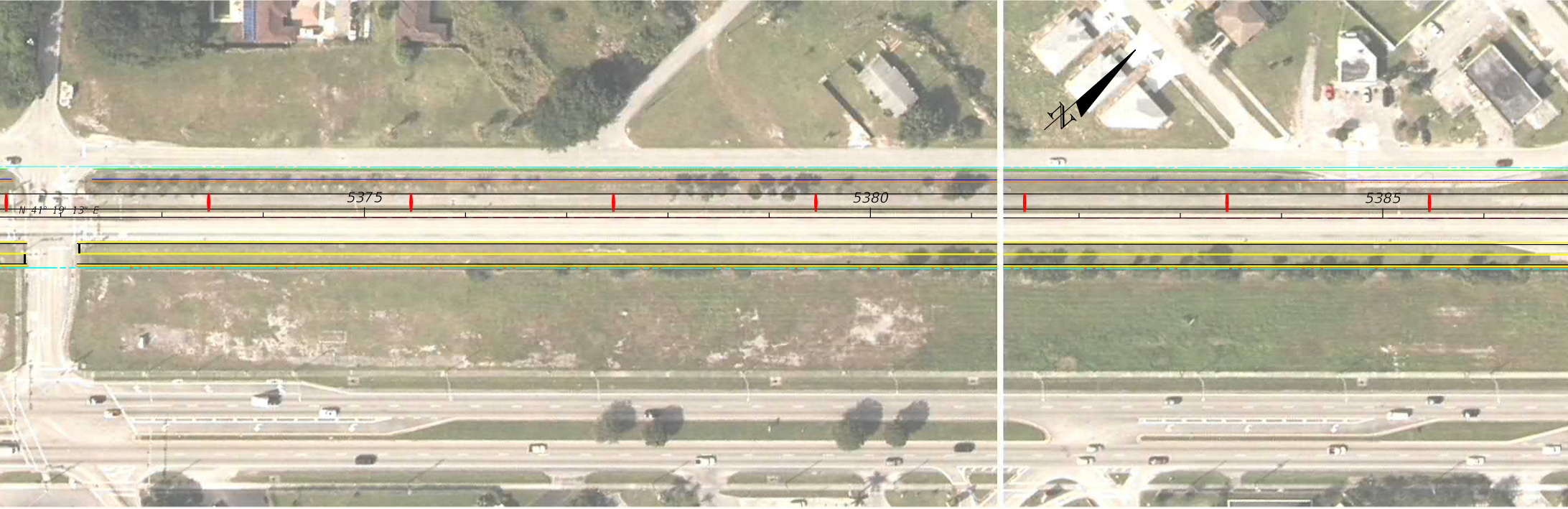
5375
5380
5385
N 41° 19' 13" E

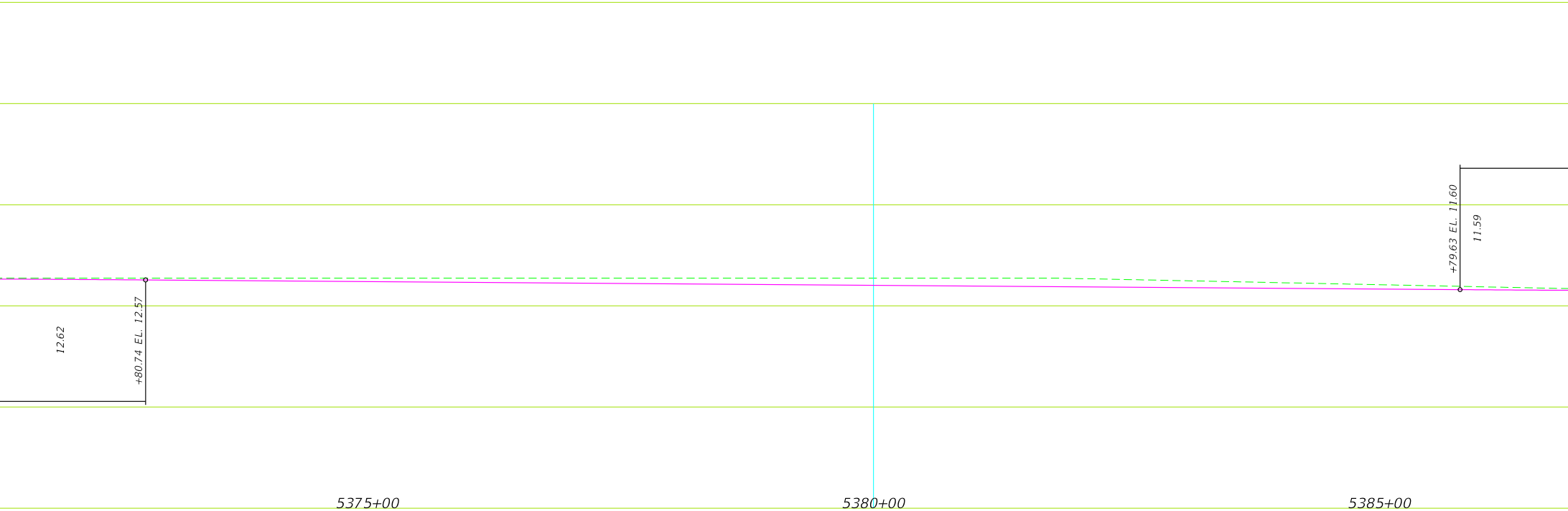
12.62
+80.74 EL. 12.57
+79.63 EL. 11.60
11.59
5375+00
5380+00
5385+00


PI STA. 5388+09.61
5390
5395
N 41° 20'

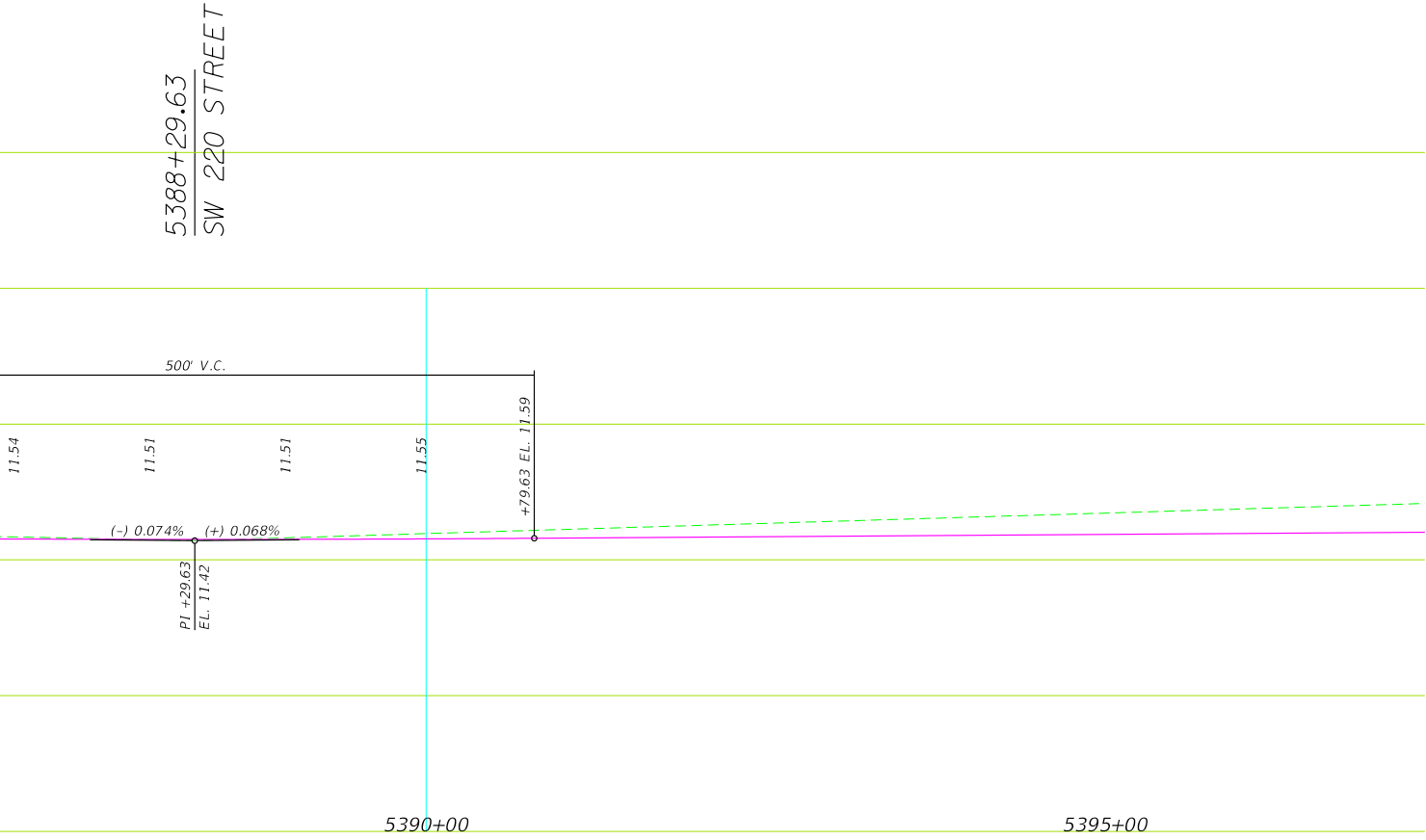
5388+29.63
SW 220 STREET
500' V.C.
11.54
11.51
11.51
11.55
+79.63 EL. 11.59
(–) 0.074%
(+) 0.068%
PI +29.63
EL. 11.42
5390+00
5395+00




CONCEPTUAL DESIGN FOR COST ESTIMATING PURPOSES. NOT FOR CONSTRUCTION.

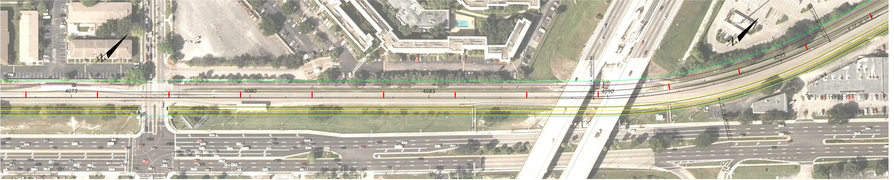



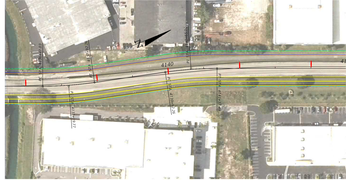

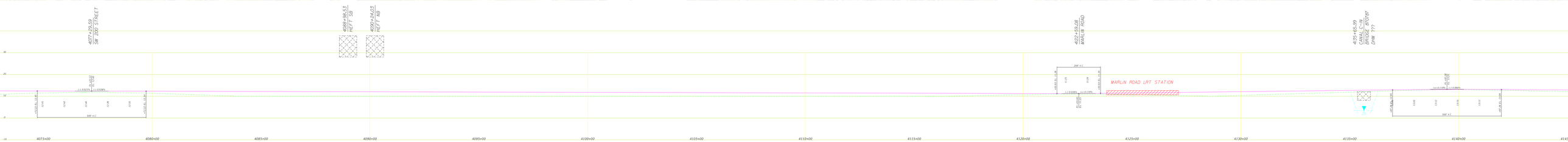


CONCEPTUAL DESIGN FOR COST ESTIMATING PURPOSES. NOT FOR CONSTRUCTION.




CONCEPTUAL DESIGN FOR COST ESTIMATING PURPOSES. NOT FOR CONSTRUCTION.




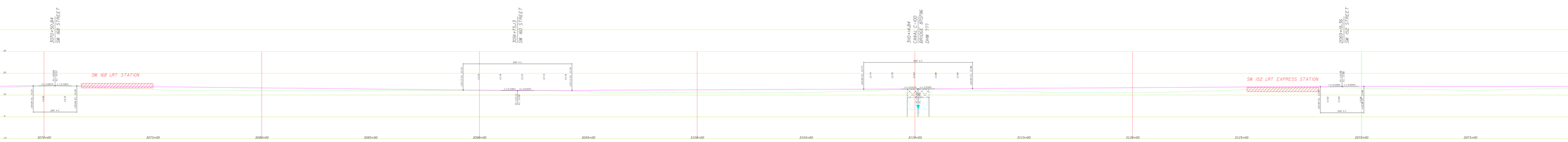


CONCEPTUAL DESIGN FOR COST ESTIMATING PURPOSES. NOT FOR CONSTRUCTION.




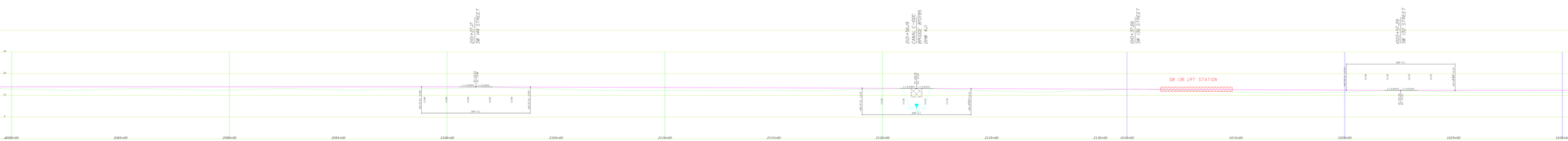


CONCEPTUAL DESIGN FOR COST ESTIMATING PURPOSES. NOT FOR CONSTRUCTION.







CONCEPTUAL DESIGN FOR COST ESTIMATING PURPOSES. NOT FOR CONSTRUCTION.




CONCEPTUAL DESIGN FOR COST ESTIMATING PURPOSES. NOT FOR CONSTRUCTION.







CONCEPTUAL DESIGN FOR COST ESTIMATING PURPOSES. NOT FOR CONSTRUCTION.