

Approved _____ Mayor
Veto _____
Override _____

Agenda Item C
Amended

ORDINANCE NO. 15-93

ORDINANCE APPROVING AND ADOPTING THE COUNTYWIDE GENERAL FUND BUDGET FOR MIAMI-DADE COUNTY, FLORIDA, FOR THE FISCAL YEAR COMMENCING OCTOBER 1, 2015 AND ENDING SEPTEMBER 30, 2016; PROVIDING A SHORT TITLE; INCORPORATING THE FISCAL YEAR 2015-16 PROPOSED BUDGET AS AMENDED; APPROPRIATING ALL BUDGETED REVENUES AND EXPENDITURES; AUTHORIZING THE INVESTMENT OF COUNTY FUNDS IN THE TIME WARRANTS OF MIAMI-DADE COUNTY; AUTHORIZING THE TRANSFER OF FUNDS AS CASH ADVANCES PENDING RECEIPT OF TAXES OR OTHER REVENUES; AUTHORIZING DEPOSIT OF INTEREST EARNED TO THE GENERAL FUND; RATIFYING AND APPROVING IMPLEMENTING ORDERS AND OTHER ACTIONS OF THE BOARD WHICH SET FEES, RATES, AND CHARGES, AUTHORIZING FEES, RATES, AND CHARGES CONSISTENT WITH APPROPRIATIONS, AND PROVIDING FOR THEIR AMENDMENT; AUTHORIZING THE MAYOR OR MAYOR'S DESIGNEE TO EXECUTE CERTAIN FUNDING AGREEMENTS; WAIVING FOR FISCAL YEAR 2015-16 PROVISIONS OF SECTIONS 2-1799(e) AND 2-1799(f)1 OF THE CODE OF MIAMI-DADE COUNTY, FLORIDA ("CODE"), RELATED TO THE DISPOSITION OF UNEXPENDED MAYORAL OFFICE BUDGET FUNDS AND UNALLOCATED CARRYOVER FUNDING IN THE COUNTYWIDE GENERAL FUND BUDGET; AMENDING, WAIVING OR RESCINDING, IF NECESSARY, VARIOUS CHAPTERS OF THE CODE OF MIAMI-DADE COUNTY, FLORIDA, APPLICABLE IMPLEMENTING ORDERS AND OTHER LEGISLATIVE ENACTMENTS TO CONFORM SUCH ENACTMENTS TO THE FISCAL YEAR 2015-16 ADOPTED BUDGET; WAIVING FOR FISCAL YEAR 2015-16 SECTION 2-1605 OF THE CODE RELATED TO FINANCIAL SUPPORT OF THE SPORTS COMMISSION; SUPERSEDING CONFLICTING PROVISIONS OF PRIOR LEGISLATIVE ENACTMENTS IN CONFLICT; AND PROVIDING SEVERABILITY, EXCLUSION FROM THE CODE AND AN EFFECTIVE DATE

BE IT ORDAINED, BY THE BOARD OF COUNTY COMMISSIONERS OF MIAMI-DADE COUNTY, FLORIDA:

Section 1. This ordinance shall be known and may be cited as the "Fiscal Year 2015-16 Miami-Dade County Countywide Budget Ordinance."

Section 2. Pursuant to Section 5.03(B) of the Home Rule Charter, the County Mayor has recommended a proposed budget for Miami-Dade County, Florida, for the fiscal year commencing October 1, 2015. Said proposed budget document as submitted to the Board of

County Commissioners ("Board") is incorporated herein by reference and is amended to include: (a) all of the applicable changes contained in this ordinance; (b) the changes contained in the September 3, 2015 memorandum entitled "Information for First Budget Hearing – FY 2015-16 Proposed Budget", and (c) the applicable changes contained in the September 17, 2015 memorandum entitled "Information for Second Budget Hearing – FY 2015-16" as further amended by the changes read in the record by the Director of the Office of Management and Budget at the second budget hearing to: (i) include an allocation of \$300,000 from the Reserve for Future Services to the Office of Resilience in the Regulatory and Economic Resources Department; and (ii) clarify the total fiscal year 2015-16 community-based organization funding allocation to the Alliance for Aging, Inc. and to Farm Share, Inc. shall be \$220,000 and \$660,000, respectively, in recognition that they are exempted from the competitive process for prospective community-based organization funding, which changes are noted on the version attached hereto.

Section 3. The Countywide General Fund budget, including the five-year financial plan contained therein, as amended as set forth in this ordinance, is hereby approved and adopted, and the budgeted revenues and expenditures therein are hereby appropriated. Department expenditure allocations established by the County Mayor as revised and summarized in the attached budget are adopted as limitations of all expenditures, except as hereinafter provided, and appropriations have been hereby provided for outstanding indebtedness for the payment of vouchers that have been incurred in the current or prior year, but are not expected to be paid until the commencement of the new fiscal year. Receipts from sources not anticipated in the attached budget may be appropriated and expended by ordinance duly enacted by the Board in accordance with Section 129.06(2)(d), Florida Statutes, and Section 1.02(A) of the Miami-Dade County Home Rule Charter. Adjustments within the same fund to departmental appropriations made in the attached budget may be approved from time to time by motion duly adopted by the Board in accordance with Section 129.06(2)(a), Florida Statutes, and Ordinance No. 07-45, as amended. The Director of the Office of Management and Budget is authorized to approve adjustments to expenditure code allocations within the limit of the departmental or other

appropriations made in the attached budget. All adjustments made in accordance with this ordinance are approved and ratified.

Section 4. Pursuant to the authority of Chapter 8015, Special Acts of Florida, 1919, which authorizes the Board to borrow money and to issue time warrants, and pursuant to the authority of Section 129.02(5), Florida Statutes, which permits funds of the County to be invested in securities of the federal government and of the local governments in Florida, or both, the Finance Director is hereby authorized to invest these monies in the time warrants of Miami-Dade County, Florida.

Section 5. As provided in Section 5.03(C) of the Home Rule Charter, the Board hereby authorizes the transfer of any portion of the earnings or balance of the several funds, other than sinking funds for obligations not yet retired, to the general funds of the County, provided that such transfer be deemed a cash advance to meet operating and other expenses approved by the Board, and that all such advances shall be reimbursed before the end of the fiscal year upon receipt of adequate tax or other appropriate revenues. Provided, however, that this section in no way limits or restricts the power of the Board to transfer any unencumbered appropriation balance, or any portion thereof, from one department, fund or agency to another as provided by law pursuant to Section 5.03(C) of the Home Rule Charter.

Section 6. The Finance Director, pursuant to Section 5.03(C) of the Home Rule Charter, is hereby authorized to deposit to the accounts of the General Fund any interest on deposits earned or accrued to the benefit of any trust funds, revolving accounts, working capital reserves or other funds held in trust by Miami-Dade County, unless specifically prohibited from doing so by trust or other agreements.

Section 7. The provisions of Section 2-1799(e) of the Code of Miami-Dade County, Florida, requiring that unexpended funds in Mayoral office budget be designated as reserves at the end of the fiscal year in which the funds were unexpended and added to the Mayoral office budget in the following fiscal year, are waived to permit the use of funds unexpended as of September 30, 2015 from the Mayoral office budget as Fiscal Year 2014-15 General Fund

carryover for appropriation to the Fiscal Year 2015-16 Adopted Budget as approved by the Board. The provisions of Section 2-1799(f)1 of the Code of Miami-Dade County, Florida, requiring that 50 percent of the unallocated carryover funds in the Countywide general fund budget be allocated to the Capital Outlay Reserve fund in the fiscal year following the fiscal year the funds were identified to support County services, are waived for Fiscal Year 2015-16 to permit the use of carryover funds in the Countywide general fund budget that remain unallocated as of September 30, 2015 for appropriation to the Fiscal Year 2015-16 Adopted Budget as approved by the Board.

Section 8. All Implementing Orders, as amended hereby, other actions of the Board setting fees, rates, and charges, and fees, rates, and charges consistent with appropriations adopted herein, are hereby ratified, confirmed and approved, and may be amended by resolution adopted by the Board during the fiscal year.

Section 9. The Mayor or the Mayor's designee is hereby authorized to execute agreements for funding allocations for community-based organizations approved in this ordinance as a result of a request for proposal or other formal selection process or individual allocations approved by the Board in the form approved by the County Attorney.

Section 10. Notwithstanding any other provision of the Code of Miami-Dade County, Florida, or any resolution or Implementing Order to the contrary, non-profit entities awarded grants of County monies from prior years' Elected Officials Discretionary Reserve or County Services Reserve or Commission office funds shall not be required to complete affidavits of compliance with the various policies or requirements applicable to entities contracting or transacting business with the County.

Section 11. The provisions of Section 2-1605 of the Code of Miami-Dade County, Florida, that provide for financial support to the Sports Commission by including the amount of \$250,000 in the official Miami-Dade County budget each year, unless otherwise directed by the Board of County Commissioners, shall be waived for Fiscal Year 2015-16.

Section 12. Unless otherwise prohibited by law, this ordinance shall supersede all enactments of this Board including, but not limited to, ordinances, resolutions, implementing

orders, regulations, rules, and provisions of the Code of Miami-Dade County, Florida in conflict herewith; provided, however, nothing in this ordinance shall amend or supersede the requirements of Ordinance No. 07-45, as amended.

Section 13. If any section, subsection, sentence, clause or provision of this ordinance is held invalid, the remainder of this ordinance shall not be affected by such invalidity.

Section 14. The provisions of this ordinance shall become effective ten (10) days after the date of enactment unless vetoed by the Mayor, and if vetoed, shall become effective only upon an override by this Board. In the event all or any particular component of this ordinance are vetoed, the remaining components, if any, shall become effective ten (10) days after the date of enactment and the components vetoed shall become effective only upon override by this Board.

Section 15. It is the intention of the Board and it is hereby ordained that the provisions of this ordinance shall be excluded from the Code of Miami-Dade County, Florida.

PASSED AND ADOPTED: September 17, 2015

Approved by County Attorney as PA
to form and legal sufficiency.

ORD/ITEM C Adopted

COUNTYWIDE GENERAL FUND REVENUE

Net*
2015-16
Budget

TAXES

General Property Tax (Tax Roll: \$230,429,191,490)	\$1,021,621,000
Local Option Gas Tax	41,104,000
Ninth Cent Gas Tax	<u>10,522,000</u>
Subtotal	<u>\$1,073,246,000</u>

OCCUPATIONAL LICENSES

Business Taxes	<u>\$4,736,000</u>
Subtotal	<u>\$4,736,000</u>

INTERGOVERNMENTAL REVENUES

State Sales Tax	\$71,190,000
State Revenue Sharing	41,393,000
Gasoline and Motor Fuels Tax	11,806,000
Alcoholic Beverage Licenses	750,000
Secondary Roads	500,000
Race Track Revenue	500,000
State Insurance Agent License Fee	<u>464,000</u>
Subtotal	<u>\$126,603,000</u>

CHARGES FOR SERVICES

Sheriff and Police Fees	\$3,761,000
Other	<u>500,000</u>
Subtotal	<u>\$4,261,000</u>

INTEREST INCOME

Interest	<u>\$707,000</u>
Subtotal	<u>\$707,000</u>

COUNTYWIDE GENERAL FUND REVENUE (cont'd)

	Net* 2015-16 <u>Budget</u>
<u>OTHER</u>	
Administrative Reimbursements	\$39,211,000
Miscellaneous	<u>4,944,000</u>
Subtotal	<u>\$44,155,000</u>
<u>CASH CARRYOVER</u>	
Cash Carryover	<u>\$24,160,000</u>
Subtotal	<u>\$24,160,000</u>
Total	<u>\$1,277,869,000</u>

* All anticipated receipts have been adjusted as necessary in accordance with Chapter 129.01(2)(b) of the Florida Statutes.

COUNTYWIDE GENERAL FUND EXPENDITURES

	<u>2015-16 Budget</u>
Office of the Mayor	\$3,503,000
Board of County Commissioners (BCC)	14,072,000
County Attorney	13,103,000
Clerk of Court	3,217,000
Corrections and Rehabilitation	318,853,000
Judicial Administration	23,651,000
Juvenile Services	9,200,000
Legal Aid	2,115,000
Medical Examiner	10,990,000
Miami-Dade Fire Rescue	29,406,000
Miami-Dade Police	145,829,000
Non-departmental - Public Safety	6,992,000
Transit	173,745,000
Cultural Affairs	8,418,000
Park, Recreation and Open Spaces	25,621,000
Non-departmental - Recreation and Culture	919,000
Animal Services	6,711,000
Public Works and Waste Management	13,543,000
Non-departmental - Neighborhood and Infrastructure	5,573,000
Community Action and Human Services	28,981,000
Public Health Trust	161,006,000
Non-departmental - Health and Human Services	30,941,000
Miami-Dade Economic Advocacy Trust	495,000
Regulatory and Economic Resources	1,781,000
Non-departmental - Economic Development	42,065,000
Audit and Management Services	1,581,000
Commission on Ethics and Public Trust	1,872,000
Communications	6,615,000
Elections	32,753,000
Human Resources	5,011,000
Information Technology Department	23,335,000
Inspector General	1,510,000
Internal Services Department	42,700,000
Management and Budget	3,945,000
Property Appraisal	35,195,000
Non-departmental - General Government	<u>42,622,000</u>
 Total	 <u>\$1,277,869,000</u>

**Schedule incorporates first and second change memo recommendations, including but not limited to, technical adjustments.*

Memorandum




Date: September 3, 2015

To: Honorable Chairman Jean Monestime
and Members, Board of County Commissioners

From: Carlos A. Gimenez
Mayor

A handwritten signature in black ink, appearing to read "Carlos A. Gimenez". The signature is written in a cursive style and is positioned over the "From:" field.



Subject: Information for First Budget Hearing – FY 2015-16 Proposed Budget

This information has been prepared to accompany the FY 2015-16 Budget Ordinances for your consideration at the first budget hearing on September 3, 2015. This document details all adjustments identified since the submittal of the Proposed Budget on July 7, 2015.

The attached ordinances have been adjusted for technical changes, corrections of scriveners' errors, corrections of appropriation posting errors, and current estimates of grants. Cash carryover for proprietary funds has been adjusted where appropriate. Amendments to or waiver of various code requirements and/or resolutions are recommended, including waiver of Section 2-1799 (e) to allow unexpended funds from the budget of the Office of the Mayor to revert to the General Fund carryover, Section 2-1799(f)1 related to the disposition of unallocated carryover funding in the Countywide and Unincorporated Municipal Service Area (UMSA) budgets, Section 8-12(c) related to building permit fee when work begins prior to obtaining the permit, and Section 29-7 (G) relating to the use of Documentary Stamp Surtax. The recommended operating budget adjustments detailed below increases the total operating budget by \$1.364 million.

As part of this year's budget development process, we worked closely with the Strategic Planning and Government Operations Committee and provided budget and strategic planning information as requested. As required under Ordinance 07-45, we held two Revenue Estimating Conferences and, pursuant to Ordinance 11-45, convened eight public meetings to discuss the budget with the community, all of which were publicly-noticed, as referenced in the July 29, 2015 memorandum to the Board of County Commissioners (the Board). Between the first and second budget hearings, my staff and I will continue to work with you and the Office of the Commission Auditor on further refinements to the budget and additional adjustments, if any, will be incorporated as part of the information that will be provided to the Board for the second budget hearing on September 17, 2015.

OPERATING BUDGET

Homeless Trust

Subsequent to the release of the FY 2015-16 Proposed Budget, on July 31, 2015, the Miami-Dade County Homeless Trust Board approved a Memorandum of Understanding (MOU) between the City of Miami, the County, and the Homeless Trust to provide no fewer than an additional 150 beds with wrap-around services for Miami's street homeless. The agreement stated that the City of Miami will purchase at least 75 beds at Camillus House and the Homeless Trust will procure a minimum of 75 beds through a competitive bid process. The MOU becomes effective October 1, 2015. The new beds to be procured by the Homeless Trust are estimated to cost \$700,000. The Homeless Trust will also need to spend an additional \$908,000 in FY 2015-16 to provide for necessary repairs at the two Homeless Assistance Centers. These expenditures will be funded by improved carryover into FY 2015-16 (\$220,000), a transfer from the operational reserves of \$480,000, and a transfer from the capital reserves of \$908,000.

Miami-Dade Police (MDPD)

The Town of Cutler Bay has requested the deletion of one Police Station Specialist and the addition of one Police Officer. Funding for these position changes are provided by the contracting entity (\$50,000). MDPD will also be adding a Criminalist 1 position, to be funded by the 2015 DNA Capacity Enhancement and Backlog Reduction Grant (\$85,000).

Public Works and Waste Management

The FY 2015-16 Proposed Budget assumed an increase in revenue associated with an estimated 1.5 percent consumer price index (CPI) growth. Actual CPI for the period was a -0.1 percent reduction, which requires an overall reduction of 1.6 percent for disposal charges from the Proposed Budget. An adjustment of \$1.906 million in revenues will be offset by a corresponding reduction in budgeted reserves. The reduction in disposal charges also affects the cost of collections operations. Collections operations expenses will be decreased by \$746,000 and reserves increased by that same amount.

Miami-Dade Transit (MDT)

After further review of the current year expenditures, it is anticipated that MDT will save at least \$3 million in various operating expenses, when compared to the previous projections which were used to develop the Proposed Budget. The additional projected savings will provide carryover into FY 2015-16 to support the operating budget and allow the transfer from the People's Transportation Plan (PTP) Surtax to be reduced by the same amount.

Human Resources

To address the case back-log associated with Equal Opportunity and Human Rights Commission complaints, two Investigator positions (\$176,000) will be added to the Human Resources Department. In addition, the Proposed Budget included an allocation of \$500,000 for mid-level management training. An adjustment is being made to transfer \$77,000 of this funding to the Human Resources Department to fund a position to assist with employee training functions performed countywide.

I am creating an Employee Recognition Fund from revenues budgeted in County departments for merit, longevity bonus, premium pay, and flex benefits specific to executive staff under the Mayor's purview in the job classifications of Deputy Mayors, Department Directors, Deputy Directors, Associate Directors, and Assistant Directors that was included in the FY 2015-16 Proposed Budget (\$993,000). I will use this fund to restore benefits and recognize outstanding performance for employees under my purview in these classifications. The funding for the employees under the General Fund will be \$335,000, the Fire District \$39,000, the Library District \$12,000, and the remaining proprietary funds \$607,000.

General Government

After receiving the final information regarding the property tax roll, the payment to Miami Beach for the South Point Interlocal Agreement was calculated to be \$385,000 less than what was included in the Proposed Budget. After funding the positions required for the Human Resources Department described above, the remaining general fund balance that has not been allocated will be added to the Future Services Enhancement Reserve (\$209,000), leaving a balance of \$1.215 million.

PROMOTIONAL FUNDING

Attachments A and B are the reports on Airport and Seaport promotional funds as required by Administrative Order 7-32. The Port of Miami is revising the promotional fund recommended allocations by adding an allocation to the Florida Perishables Coalition (\$20,000), America's Cargo Logistics (\$20,000), and Miami Children's Museum (\$20,000) and reducing the allocations to Cargo and Cruise Marketing Program by \$50,000 to \$290,000 and the Florida Trade Zone by \$10,000 to \$15,000. The total promotional fund allocation included in the Proposed Budget remains the same at \$1.055 million.

Community-based Organizations (CBOs) and Cultural Programs

Attachment C reflects the CBO funding allocations for continuation funding through the end of April 2016, to bridge these contracts to the completion of the new solicitation process monitored by the Office of Management and Budget. Attachment D reflects cultural programs monitored by Department of Cultural Affairs.

CAPITAL BUDGET/CAPITAL IMPROVEMENT PLAN (CIP) UPDATES

Fire Rescue

Subsequent to the release of the FY 2015-16 Proposed Budget and Multi-Year Capital Plan, the Department's Sweetwater Station 29 project (Project #P5410, \$1.5 million), originally planned as a temporary relocation project due to the Florida Department of Transportation's (FDOT) widening of SW 107 Avenue, has changed to the construction of a new facility. The street widening project required that the County sell a portion of the land in front of Station 29 and as a result substantial renovations would need to be made to the facility. In lieu of making those renovations to the existing facility, the Department will demolish the 40-year old structure and construct a new two-story facility. It is recommended that \$3 million of the 2006 Sunshine State Financing proceeds be reallocated from the Fire Rescue Station Renovation project (Project #P374900, \$4.5 million) to cover the cost of the new construction. This funding is available due to changes in the plans for the North Bay Village station (Station 27).

Building Better Communities General Obligation Bond Program (BBC GOB)

On June 2, 2015, the Board adopted Resolution R-468-15 and R-469-15, approving significant modifications to the Oak Grove Park project, as well as the Haitian Community Center to be built on that site. Project #P117400 - Acquire or Construct Future Multi-Purpose Facilities \$2.6 million was decreased from BBC GOB Financing in future years and reallocated to Project #P935350 - New Haitian Community Center and Project #P938870 Arcola Lakes Park was decreased by \$300,000 in BBC GOB Financing and reallocated to Project #P935510 Oak Grove Park.

Public Works and Waste Management

Subsequent to the release of the FY 2015-16 Proposed Budget and Multi-Year Capital Plan, revenue projections were corrected to reflect a \$1.796 million dollar reduction in projected Secondary Gas Tax revenues and an increase of \$452,000 in available Capital Improvement Local Option Gas Tax (CILOGT). Project #P1640 - Improvements to South Miami Avenue from SE 5 Street to SE 15 Road, Project #P606270 - Pavement Markings Contract, Project #P607680 - Road and Bridge Emergency Repairs/Improvements/Painting, Project #6031831 - Railroad Crossing Improvements, Project #P6030281 - Guardrail Safety Improvements, and Project #P6050231 - Bridge Repair and Painting will all have a portion of activities anticipated for FY 2015-16 deferred to the following fiscal year.

Funding from the general allocations of Road Impact Fee (RIF) projects include Project #P606110 - Traffic Control Devices-Signalization Road Impact Fee District 4, Project #P604610 - Resurfacing Arterial Streets Road Impact Fee District 4, Project #P609310 - Improvements to Intersections in Road Impact Fee District 4 and additional RIF District 4 funding identified subsequent to the release of the Proposed Budget will be used to advance Project #605060 - Improvements on SW 142 Avenue from SW 26 Street to SW 8 Street. Additional RIF funding in Districts 1 and 2 has been allocated to Project #939080 Ludlam Bike Path in FY 2016-17 and FY 2017-18. Similar to RIF funding for the Underline project, in order for this project to access this source, a traffic study will have to be completed indicating the investment improves capacity for the area.

Honorable Chairman Jean Monestime
And Members, Board of County Commissioners
Page 4 of 4

Lastly, to reflect an updated project schedule, a cash flow revision was made to Project #P608290 - Construction of Old Cutler Road Bridge Over C-100 Canal advancing \$210,000 to FY 2015-16 in BBC GOB Financing to begin the planning and design of upgrading the bridge. Attachment E reflects the changes described above.

RECOMMENDED FEE ADJUSTMENTS

The Self-Supporting Budget Ordinance (Agenda Item I) includes the proposed fee changes included in the FY 2015-16 Proposed Budget. Fee adjustments include charges for Aviation (rental and other charges), Fire Rescue (fire prevention fees), Internal Services (parking fees), Library (service fees), Medical Examiner (various fees), Port of Miami (contractual adjustments), Public Housing and Community Development (loan processing fees), Public Works and Waste Management (commercial disposal fees adjusted down by the consumer price index, per ordinance), Regulatory and Economic Resources (various fees), and Water and Sewer (various fees). The fee schedules have all been included as reflected in the revenues of the Proposed Budget.

PAY PLAN

Attached to Agenda Item I is the Pay Plan which contains the rates of pay for all non-bargaining unit and bargaining unit employees. The Pay Plan includes the addition of new classifications, the abolition of obsolete classifications, and occupational code and title changes. The pay rates reflected in the Pay Plan will be administered in accordance with the provisions of the Living Wage Ordinance 99-44 and the terms and conditions of the applicable bargaining unit agreements.

POSITION ADJUSTMENTS

In some instances, the above recommendations and correction of errors will adjust the number of positions in the FY 2015-16 Proposed Budget, as well as adjustments for the elimination of the unfunded vacancies reflected in the table below and in the tables of organizations attached (Attachment F). The adjustments included in this memorandum increase the total number of recommended positions by five to 26,178. This is 751 positions more than authorized in FY 2014-15.

Attachments

mayor06015

**MIAMI-DADE AVIATION DEPARTMENT PROMOTIONAL FUNDS
RECOMMENDED EXPENDITURES
Fiscal Year 2015-16**

The Budget Ordinance also includes recommendations for Aviation Department Promotional Fund Expenditures totaling \$172,500. As the date of the approved events/program approaches, the Aviation Department will obtain the documentation required by A.O.7-32 from each entity for review by the Aviation Department and the County Attorney's Office prior to disbursement of funds, and in accordance to the following recommendations.

1. **Miami-Dade County Aviation Department (MDAD)**
Event: Inaugurals for new airlines & routes
Amount recommended: \$15,000

The Aviation Department will co-host inaugural ceremonies for and with new airlines commencing service and with incumbent airlines commencing new routes.

2. **Miami-Dade County Aviation Department (MDAD)**
Event: Community Outreach Programs
Amount recommended: \$52,500

MDAD, in accordance with FAA guidelines, will utilize airport revenues in support of community activities as long as such expenditures are directly and substantially related to the operations of Miami International Airport and MDAD's General Aviation airports. Activities include, among others, Africando, The Florida Chamber's International Days in Tallahassee, The Beacon's Council's Sand in My Shoes Event and Annual Report Event, the Miami-Dade Chamber of Commerce events, the Florida Customs Brokers & Forwarders Association general monthly meeting sponsorship and Board Installation Event, the Greater Miami Convention & Visitors Bureau Annual Report Event, and the World Trade Center's World Trade Month Events and International Trade Achievement Awards. These expenditures will be documented and reviewed on a case-by-case basis to ensure compliance with FAA guidelines.

3. **Airport Minority Advisory Council (AMAC)**
Event: Annual Airport Business Diversity Conference
Amount recommended: \$5,000

The AMAC promotes the full participation of minority and women-owned businesses in airport contracts and promotes the employment of minorities and women in the airport industry. On a yearly basis, MDAD pledges \$5,000 to the AMAC to sponsor their Annual Airport Business Diversity Conference. This sponsorship entitles MDAD to free conference registrations, a half page ad in the conference's journal, and an exhibit booth. The AMAC annual conference is co-sponsored by the FAA and has become one of the largest aviation conferences in the United States. The event brings together businesses, aviation professionals, government officials and individuals from around the country to discuss a variety of subjects ranging from how to do business at airports to public policy issues impacting the entire aviation industry.

4. **Miami-Dade County**

Event: Miami-Dade County Days in Tallahassee 2015

Amount recommended: \$2,500

Miami-Dade Days provides a unique opportunity for participants, including local officials and community leaders to discuss legislative priorities affecting Miami International Airport with state legislators in an informal setting.

5. **Florida Airports Council (FAC)**

Events: FAC State Legislative Summit, FAC Federal Legislative Summit, FAC Annual Conference

Amount recommended: \$8,000

MDAD will co-sponsor during the FAC State and Federal Summits, as well as the Annual Conference, at which the Department will be represented by its Office of Governmental Affairs and the Departmental liaison to FAC.

6. **Miami-Dade County Aviation Department (Airside Operations)**

Event: FAA Meetings for FY 2014-15

Amount recommended: \$5,000

Airport safety assessment with FAA, airlines, and Chief Pilots; Runway Safety Action Team/FAA meetings with airlines and Chiefs Pilots; FAA drills/meetings reference required drills to meet MIA's 139 Certification as a Commercial Airport; AAAE Trainings regarding required FAA drills to meet MIA's 139 Certification as a Commercial Airport.

7. **U.S. Dept. of Commerce's Minority Business Development Agency (MBDA)**

Event: National Minority Enterprise Development Conference (MEDWeek)

Amount recommended: \$4,500

MEDWeek is South Florida's annual Business Opportunity Conference & Matchmaker Expo for Small, Minority, Women and Veteran-owned businesses, government agencies, and corporations. The conference is sponsored by the U.S. Department of Commerce. MDAD has been a participant from its inception to network with other minority-owned and operated enterprises and to showcase and discuss minority business opportunities at MDAD.

8. **Miami-Dade County Aviation Department**

Event: Survival Fire Drill

Amount recommended: \$5,000

The survival drill is conducted by The Fire Department of Miami-Dade County Aviation Department to review safety practices.

9. **Foundation for Democracy in Africa (FDA)**
Event: U.S. Africa Air Transportation Summit
Amount recommended: \$25,000

Miami is poised to be the gateway to the U.S. for Africa for air service development in conjunction with the FDA and as such, the major economic beneficiary from related future growth. Through the summit, Miami-Dade Aviation Department will continue to promote air service and cargo trade between the two continents via Miami International Airport.

10. **World Trade Center Miami**
Event: Air Cargo Americas International Congress and Exhibition
Amount recommended: \$50,000

Air Cargo Americas is a biennial forum for aviation executives to exchange views, develop strategies to enhance the growth of the air cargo industry in the Americas, and showcase the latest products and technologies. MDAD will co-host the trade event in November 2015.

In summary, these events will provide Miami-Dade County's Aviation Department an excellent opportunity to showcase and promote Miami International Airport and its General Aviation airports. All promotional funds recipients will be required to comply with the requirements of Administrative Order 7-32 governing the expenditure of Miami-Dade County Aviation Department promotional funds, and with the Federal Aviation Administration's guidelines.

**Seaport Promotional Fund
Recommended Expenditures
FY 2015-16**

As incorporated in Administrative Order 7-32 are recommendations for Seaport Promotional Fund expenditures totaling \$1,055,000 to support the following maritime industry related events. These funds will be transferred to the appropriate entities pursuant to execution of standard agreements approved by the County Attorney's Office. Expenditures of such funds shall be spent in accordance with the budgets submitted as part of the standard agreements. In some instances, the funds will be spent directly by the County as set forth below.

1. Greater Miami Convention and Visitors Bureau (GMCVB)

Event title: Promotional Program
Amount recommended: \$ 100,000

This funding has been allocated towards promoting several key programs including (1) a Cruise Miami program to increase the number of pre- and post- stays in Miami-Dade County for cruise passengers. These funds include an allocation towards Cruise Familiarization events/tours (FAMs) for travel agents in partnership with the GMCVB and cruise lines, cruise/tourism trade shows, collateral material, trade shows, etc.; (2) sponsorship of the "Where the Worlds Meet" advertising campaign, a marketing initiative in partnership with the GMCVB, the Beacon Council, American Airlines, and the Aviation Department, among others; and (3) developing and producing marketing campaigns/ads for the Port's cruise and cargo business.

2. Latin Chamber of Commerce (CAMACOL)

Event title: Hemispheric Congress
Amount recommended: \$ 50,000

The Hemispheric Congress is considered one of the most successful conduits for interaction among the business communities of the Americas. Several programs designed to enhance trade relations in the hemisphere have been developed as a result of the conference. These include a hemispheric network for dissemination of commercial information; the Inter-American Economic Commission, headquartered in Miami-Dade County; Sanchez-to-Sanchez-to-Smith, which links Latin American and Caribbean Basin executives with Hispanic manufacturers in Miami-Dade, Florida and the United States; training programs designed to strengthen entrepreneurial skills; and the Inter-American Business Matchmakers, which links Miami-Dade and Florida manufacturers with buyers from the region, thereby increasing export sales to Latin America and the Caribbean. The support of Miami-Dade County will again enable the Congress to strengthen multi-lateral trade, and develop markets for our products. This event benefits Miami-Dade County by promoting trade to strengthen our local economy.

3. Florida International University

Event title: Inter-American Conference of Mayors
Amount recommended: \$ 35,000

The aim of this conference is to strengthen democracy in the hemisphere by creating opportunities for discussion among local leaders and those interested in local government. It

provides a forum for discussion of common issues and varied experiences, which enables participants and communities to learn from one another. The event benefits our community by showcasing Miami-Dade County and its authorities as key resources in strengthening local government throughout the Americas.

4. Cruise Shipping Miami Trade Show & Conference

Event title: Conference, Trade Show, FCCA Gala Dinner, and related events
Amount recommended: \$ 60,000

The Cruise Shipping Miami Trade Show & Conference (formerly named Seatrade Cruise Shipping) is the premier annual convention in the cruise industry. It is attended regularly by over 10,000 participants, including more than 1,800 cruise line owners and operators from 66 cruise line companies. Miami-Dade County was chosen as the convention site based on its reputation as "Cruise Capital of the World," and there is no single cruise event in the world from which PortMiami and the County can receive more exposure. Funds for this event will be spent on conference registration, trade show set-up, promotional materials, the FCCA Gala Dinner, and related events.

5. PortMiami Promotional Events and Customer Appreciation Activities

Event title: Miscellaneous Services Related to Preparation for Promotional Events and Customer Appreciation Activities
Amount recommended: \$ 35,000

Throughout the year, promotional events/activities arise where the PortMiami elects to participate as a sponsor or host site. These events provide Miami-Dade County an excellent opportunity to showcase its seaport facilities for both cargo operations and passenger accommodations as hemispheric hubs for international trade and tourism. The Port will host customers at such events either on-Port or at off-Port locations.

6. World Trade Center Miami

Event title: Sea Cargo Americas Trade Show & Congress; Trade Related/Business Development Cooperation; and Florida World Trade Month
Amount recommended: \$ 50,000

Sea Cargo Americas Trade Show & Congress continues to provide a forum for executives in the air/sea cargo industries to exchange views on global trade and enhance growth of the industries in the Western Hemisphere. The event will be combined with Air Cargo Americas with an expected attendance by more than 5,000 participants. The trade show component showcases the latest topics, products and technology utilized in these ever evolving and competitive areas. The above funding will also be utilized to support the Florida World Trade Month and its various activities. Additionally, World Trade Center Miami staff and/or contracted in-country representatives will assist the Port throughout the year in market share/trade development efforts.

7. Florida Chamber of Commerce

Event title: Various Activities to Support Port Objectives/Membership
Amount recommended: \$ 5,000

Established in 1916 as Florida's first statewide business advocacy organization, the Florida Chamber of Commerce is the state's largest federation of employers, chambers of commerce and associations, representing more than 139,000 employers. The Chamber works within all branches of government to effect those changes set forth in the annual Florida Business Agenda, and

which are seen as critical to the continued improvement of Florida's business environment. The Florida Chamber of Commerce is a major supporter of the maritime industry and specifically critical PortMiami initiatives, including the deep dredge.

8. American Association of Port Authorities (AAPA) Latin American Ports Delegation

Event title: Annual Congress
Amount recommended: \$ 20,000

This AAPA annual convention provides the opportunity to address and discuss common issues facing ports in Latin America and PortMiami. Expected discussions include the impact of the Panama Canal, vessel sizes, general economic business, importation/exportation of perishable products grown in Latin America, port financing and maritime security and training. The conference and trade show provide a forum for the exchange of ideas and experiences as well as a venue for port representatives, operators, service providers and maritime industry leaders.

9. Rail/Intermodal Marketing Program

Event title: Promotional Program
Amount recommended: \$ 50,000

On-dock rail is critical to Miami's competitive advantage in container shipping. This program, in conjunction with the rail, intermodal, and/or distribution centers and partners will promote industry and customer awareness of the Port's assets. Funds will be allocated towards ad placements, trade shows, event sponsorships, etc. When co-marketing with rail partners, funding allocations will be matched.

10. Cargo & Cruise Marketing Program

Event title: Promotional Program
Amount recommended: \$ 290,000

This funding will go towards developing strategic campaigns over multiple communication platforms in support of the Port's cargo and cruise business. The program will include intermodal, trade and logistics marketing efforts, as well as cruise marketing efforts, in conjunction with the Ports' cruise and cargo customers.

11. Foreign Trade Zone

Event title: Promotional Program
Amount recommended: \$15,000

Funds will go towards researching, marketing and conducting trade events/seminars. Events will focus on the benefits of Free Trade Agreements and may comprise of in-country decision makers, one-on-one meetings with shippers, manufactures, Customs/Government officials, logistic companies, custom brokers, and other service providers. Leading export and import commodities between countries will be identified, as well as solutions to address trade barriers and facilitate movement of goods.

12. American Association of Port Authorities

Event Title: Annual Convention
Amount recommended \$220,000

PortMiami will be the host the AAPA Annual Convention, AAPAs largest membership gathering which rotates annually to different port communities. Funds for this event will be

spent on conference advertising, website development, registration, social activities, translation services, marketing/conference materials, ground transportation, hotel services and other conference related functions.

13. Florida Customs Brokers & Forwarders Association

Event Title: Promotional Program
Amount Recommended: \$40,000

The Florida Customs Brokers & Forwarders Association, Inc was founded in 1960 by a handful of Miami brokers & forwarders. FCBF has since grown into the most influential and active representative body of the Florida freight forwarding and customs brokerage community. Through its numerous committees of volunteer professionals, the FCBF represents our industry on matters that directly affect the trade arena. It has been the commitment of FCBF to foster communications between the trade community and the federal agencies in order to expand Florida's trading communities at the local, state, and national level. FCBF seeks to maximize the ability of the State of Florida to effectively compete for international trade resources and to minimize the barriers for its members.

14. Cruise Lines International Association

Event Title: Global Partner Membership
Amount Recommended: \$25,000

Established in 1975, Cruise Lines International Association (CLIA) is the world's largest cruise industry trade association, providing a unified voice and leading authority of the global cruise community. CLIA supports policies and practices that foster a safe, secure, healthy and sustainable cruise ship environment and is dedicated to promote the cruise travel experience. CLIA is the unified global organization that helps its members succeed by advocating, educating and promoting for the common interests of the cruise community. CLIA Members serve more than 22 million passengers.

15. Florida Perishables Coalition

Event Title: Promotional Program
Amount: \$20,000

The Florida Perishables Trade Coalition (FPTC) is a non-profit association formed in January 2012 to focus the collective experience and efforts of industry leaders from throughout the state to increase trade in perishable products through Florida's airports and seaports. It formally organized in 2012 to expand upon the work and support the efforts of an informal trade coalition which has identified and worked on these issues over the last year. Members of the FPTC to help shape and direct formal efforts to grow perishable trade in Florida ports, by addressing the cold treatment issue, reviving perishable logistics workshops, and undertaking new initiatives identified by FPTC members as needed to make agricultural trade grow and prosper in Florida ports.

16. Americas Cargo Logistics

Event Title: Promotional Program
Amount: \$20,000

PortMiami is the founding sponsor of Cargo Logistics America, the only multimodal logistics show in the US. Based on the success of Cargo Logistics Canada exposition, Cargo Logistics America (CLA) will take place December 2-3, 2015, and will serve to connect key decision makers from ocean carriers, to freight owners, shippers and NOVCCs. PortMiami will join America's leading ports, railroads, truckers, and retail stores in promoting multimodal synergy

between diverse stakeholders in import, export and domestic supply chains. The Cargo Logistics Expos & Conference is one of North America's premier multimodal shows, and is being held in conjunction with America's Heartland Conference. Approximately 3,000 delegates and over 100 industry leading speakers and panelists will discuss issues relevant to the entire freight spectrum. Apart from participating on panels during the conference, PortMiami will also be exhibiting at the auxiliary tradeshow featuring 50,000 square feet of products, services and technologies relevant to air, sea, rail and road cargo logistics, from source to market. This venue is an important show where the port will educate key industry representatives about our tunnel, rail and -50 ft. deep dredge, which are already helping shift new Asian cargo to the East Coast.

17. Miami Children's Museum

Event Title: Promotional Program
Amount: \$20,000

Miami Children's Museum (MCM) has become a central gathering place for children and families, serving 430,000 last year and over 2.5 million since opening of the facility on Watson Island in 2003. The PortMiami exhibit is one of the most popular and most utilized by MCM's visitors. Funds will be allocated for the renovations of the PORTMIAMI Exhibit Gallery. Details of the renovations include:

- Refurbishing the existing Gantry Crane interactive
- Refurbishing the Remote Control Tugboats
- Installation of the Port of Miami Tunnel Entry
- Creation of an interactive video component featuring all PortMiami transportation modalities and activities over a 24 hour period
- Creation of new activities to enhance the visitor experience:
 - Balance the Barge Interactive on an FEC train
 - Air Boat Activity

FY 2015-16 PROPOSED FUNDING FOR
COMMUNITY-BASED ORGANIZATIONS

ATTACHMENT C

ORGANIZATION NAME	PROGRAM NAME	CATEGORY	FY 2015-16 Proposed Funding
Abstinence Between Strong Teens International, Inc.	Closing the Gap	Children, Youth, & Families	\$ 22,972
Adgam, Inc.	Substance Abuse Prevention & Intervention	Children, Youth, & Families	\$ 11,206
Adgam, Inc.	Family Empowerment Program	Criminal Justice	\$ 53,228
Adgam, Inc.	HIV/AIDS Prevention	Health	\$ 7,004
Adgam, Inc.	HIV/AIDS Risk Reduction	Health	\$ 12,607
Adults Mankind Organization, Inc.	Youth and Employment Training Program	Children, Youth, & Families	\$ 154,080
Adults Mankind Organization, Inc.	RET Resource Room	Immigrants/New Entrants	\$ 4,202
Adults Mankind Organization, Inc.	Employment and Training Program	Workforce Development	\$ 42,022
Allapattah Community Action, Inc.	Homebound Meals	Elder Needs	\$ 42,500
Allapattah Community Action, Inc.	Congregate Meals	Elder Needs	\$ 51,000
Alliance for Aging, Inc.	Local Funding Match	Elder Needs	\$ 167,344
Alliance for Musical Arts Productions, Inc.	Musical Arts, Theater & Tutoring-MATT Afterschool Program	Children, Youth, & Families	\$ 5,603
American Fraternity Inc.	Social Services for the Immigration Services	Immigrants/New Entrants	\$ 15,750
American Fraternity Inc.	Immigration Services	Immigrants/New Entrants	\$ 22,824
American International Relief, Inc.	Jason and Elisha Merillus Youth Academy (Tutoring) Program	Children, Youth, & Families	\$ 8,404
Americans for Immigrant Justice	Legal Assistance for Immigrants	Immigrants/New Entrants	\$ 35,895
Amigos Together For Kids, Inc. DBA Amigos For Kids	Amigos For Kids Out of School Program	Children, Youth, & Families	\$ 49,438
Aspira of Florida, Inc.	Parent Child Literacy Intervention Program (PCLIP)	Children, Youth, & Families	\$ 36,419
Aspira of Florida, Inc.	Stay in School Program	Children, Youth, & Families	\$ 43,423
Aspira of Florida, Inc.	Academic Support	Children, Youth, & Families	\$ 44,823
Aspira of Florida, Inc.	Youth Sanctuary Program	Criminal Justice	\$ 22,972
Aspira of Florida, Inc.	Crime Prevention Program	Criminal Justice	\$ 42,022
Aspira of Florida, Inc.	Neighborhood Empowerment Program	Criminal Justice	\$ 47,625
Ayuda, Inc.	Parents Now – Parenting Support Group	Children, Youth, & Families	\$ 22,972
Ayuda, Inc.	Family Empowerment Program	Criminal Justice	\$ 53,228
Ayuda, Inc.	Elderly Advocacy and Support	Elder Needs	\$ 40,021
Barry University, Inc.	Neighborhood Technical Assistance Program	Other	\$ 28,015
Belafonte Tacoloy Center, Inc.	FAST (Families Against Suspension Termination) and Freedom School	Children, Youth, & Families	\$ 39,517
Best Buddies International, Inc.	Friendship Program for Adults and Youth with Dev. Disabilities	Children & Adults with Disabilities	\$ 94,261
Better Way of Miami	Workforce Development	Workforce Development	\$ 22,048
Big Brothers Big Sisters of Greater Miami	Big Expressions Group Mentoring Program	Children, Youth, & Families	\$ 36,419
Black Door Dance Ensemble, Inc.	African Dance Workshop	Children, Youth, & Families	\$ 2,291
Borinquen Health Care Center, Inc.	The Health Connection	Health	\$ 38,726
Boys & Girls Clubs of Miami Dade, Inc.	Out-of-School Programs	Children, Youth, & Families	\$ 131,504
Camillus House, Inc.	Homeless Prevention Case Management	Special Needs	\$ 25,213
Camillus House, Inc.	Case Management Program for Women	Special Needs	\$ 48,409
Carrfour Supporting Housing, Inc.	Rivermont House	Other	\$ 11,206
Catholic Charities of the Archdiocese of Miami, Inc.	Transitional Shelter Program for Homeless Families	Children, Youth, & Families	\$ 23,800
Catholic Charities of the Archdiocese of Miami, Inc.	Services to the Elderly	Elder Needs	\$ 165,750
Catholic Charities of the Archdiocese of Miami, Inc.	Children's Access to Health Care	Children, Youth, & Families	\$ 24,317
Catholic Charities of the Archdiocese of Miami, Inc.	Infants and Toddlers Enhancement Program	Children, Youth, & Families	\$ 28,015
Catholic Charities of the Archdiocese of Miami, Inc.	South Dade Child Care Center Preschool Inclusion Enhancement Program	Children, Youth, & Families	\$ 33,618
Catholic Charities of the Archdiocese of Miami, Inc.	Haitian Family Services	Children, Youth, & Families	\$ 39,220
Catholic Charities of the Archdiocese of Miami, Inc.	Home Visiting Program	Health	\$ 21,011
Catholic Charities of the Archdiocese of Miami, Inc.	Haitian Guardian Services	Immigrants/New Entrants	\$ 16,809
Catholic Charities of the Archdiocese of Miami, Inc.	Positive Youth Development Program	Other	\$ 12,607
Center For Haitian Studies	CHS Outpatient Immigrant Healthcare Services	Immigrants/New Entrants	\$ 47,083
Center For Independent Living of South Florida, Inc.	TREAD-Therapeutic Recreation & Exercise for Adults w/Disabilities	Children & Adults with Disabilities	\$ 4,944
Center For Independent Living of South Florida, Inc.	On a Roll	Children & Adults with Disabilities	\$ 14,007
Center For Independent Living of South Florida, Inc.	Living Skills Training	Children & Adults with Disabilities	\$ 27,370
Center For Independent Living of South Florida, Inc.	Community Awareness	Children & Adults with Disabilities	\$ 28,015
Center For Independent Living of South Florida, Inc.	ASL Interpreter Services	Children & Adults with Disabilities	\$ 49,438
Center For Independent Living of South Florida, Inc.	Workforce Development Program	Workforce Development	\$ 180,974
Center of Information and Orientation, Inc.	Domestic Violence Prevention Program	Special Needs	\$ 6,064
Centro Mater Child Care Services, Inc.	Learn and Grow Literacy Program Centro Mater After School Tutoring Program	Children, Youth, & Families	\$ 64,434
Children's Home Society of Florida	Special Needs Childcare	Children, Youth, & Families	\$ 39,220
Citizen's Crime Watch of Miami-Dade County, Inc.	Crime Prevention/Neighborhood Watch II	Police Grants	\$ 53,550
Citizen's Crime Watch of Miami-Dade County, Inc.	Crime Prevention/Neighborhood Watch I	Police Grants	\$ 212,500
Citrus Health Network, Inc.	Kiva Safe Haven	Special Needs	\$ 11,206
Citrus Health Network, Inc.	Shaman Housing	Special Needs	\$ 11,206
City of North Miami Beach	Parks and Recreation Department Sports Program	Children, Youth, & Families	\$ 10,547
City of South Miami	Elderly Services - South Miami Senior Meals	Elder Needs	\$ 18,400
City of South Miami	The Afterschool House (Tutoring)	Children, Youth, & Families	\$ 25,213
City of Sweetwater	Elderly Services - Sweetwater Elderly Services Program	Elder Needs	\$ 52,500
Coalition of Florida Farmworkers Organization, Incorporated	Food Recovery and Distribution	Basic Needs	\$ 29,750
Coalition of Florida Farmworkers Organization, Incorporated	Keeping Children Smart and Safe After School Program	Children, Youth, & Families	\$ 106,455
Coalition of Florida Farmworkers Organization, Incorporated	Immigration Services	Immigrants/New Entrants	\$ 28,015

**FY 2015-16 PROPOSED FUNDING FOR
COMMUNITY-BASED ORGANIZATIONS**

ATTACHMENT C

ORGANIZATION NAME	PROGRAM NAME	CATEGORY	FY 2015-16 Proposed Funding
Coconut Grove Cares Inc.	After School and Summer Camp Program	Children, Youth, & Families	\$ 14,007
Colombian American Service Association, Inc.	Domestic Violence Immigrant, Counseling, Assistance, Referral, and Education (DV ICARE)	Immigrants/New Entrants	\$ 16,809
Colombian American Service Association, Inc.	ICARE	Immigrants/New Entrants	\$ 18,539
Colombian American Service Association, Inc.	Immigrants & New Entrants	Immigrants/New Entrants	\$ 33,618
Communities In Schools of Miami, Inc.	Arts Enrichment Program	Children, Youth, & Families	\$ 3,955
Communities In Schools of Miami, Inc.	NFL Youth Education Town Center	Children, Youth, & Families	\$ 26,614
Communities United, Inc.	Seniors First Disaster Hurricane Preparedness Program	Elder Needs	\$ 80,042
Community Coalition, Inc.	Senior Link	Elder Needs	\$ 87,500
Community Coalition, Inc.	Senior Link II & Adult Employment & Training Program	Workforce Development	\$ 70,036
Community Committee for Developmental Handicaps, d/b/a CCDH Incorporated	Therapies for Children and Adults w/ Developmental Disabilities	Children & Adults with Disabilities	\$ 43,423
Community Committee for Developmental Handicaps, d/b/a CCDH Incorporated	In-home Support	Children & Adults with Disabilities	\$ 88,919
Community Committee for Developmental Handicaps, d/b/a CCDH Incorporated	Family Support and Educational Services	Children & Adults with Disabilities	\$ 103,654
Concerned African Women, Inc.	Public Awareness	Children, Youth, & Families	\$ 15,820
Concerned African Women, Inc.	New Dimensions in Community Education	Children, Youth, & Families	\$ 42,022
Concerned African Women, Inc.	Family Empowerment Program	Criminal Justice	\$ 53,228
Concerned African Women, Inc.	Improving Community Control	Criminal Justice	\$ 115,354
Curley's House of Style Inc.	Hope Relief Food Bank	Basic Needs	\$ 25,286
Dade County Bar Association Legal Aid Society	South Dade Domestic Violence Legal Assistance Project	Basic Needs	\$ 36,419
De Hostos Senior Center, Inc.	Elderly Services - Congregate Meals	Elder Needs	\$ 55,250
De Hostos Senior Center, Inc.	Elderly Services - Homebound Meals	Elder Needs	\$ 63,750
De Hostos Senior Center, Inc.	Elderly Services - Activity Program	Elder Needs	\$ 70,625
Dominican American National Foundation, CDC	Neighborhood Information and Referral Services Project	Basic Needs	\$ 9,806
Dominican American National Foundation, CDC	Academic and Vocational Program	Children, Youth, & Families	\$ 9,806
Dominican American National Foundation, CDC	Martial Arts/After School Program	Children, Youth, & Families	\$ 18,457
Dominican American National Foundation, CDC	Computer Training	Children, Youth, & Families	\$ 22,412
Dominican American National Foundation, CDC	Child/Parent Literacy Program	Children, Youth, & Families	\$ 22,972
Douglas Gardens Community Mental Health Center of Miami Beach, Inc.	Aftercare Case Management	Special Needs	\$ 15,058
Easter Seals South Florida	Extended Day and Saturday Adult Day Care	Elder Needs	\$ 68,035
Eleventh Judicial Circuit of Florida Administrative Office of the Courts	Juvenile Drug Court	Children, Youth, & Families	\$ 82,396
Embrace Girls Foundation, Inc., The, d/b/a Embrace Foundation	Embrace Girl Power! After School Programs and Camps.	Children, Youth, & Families	\$ 5,603
Empower U, Inc.	HIV/AIDS Risk Reduction - Children, Youth, and Families	Health	\$ 14,007
Epilepsy Foundation of Florida	Epilepsy Services	Children & Adults with Disabilities	\$ 39,220
Fairchild Tropical Botanic Garden, Inc.	Horticulture and Facilities Maintenance Support	Other	\$ 92,658
Family Counseling Services of Greater Miami, Inc.	Neighborhood Empowerment Program	Criminal Justice	\$ 42,022
Family Counseling Services of Greater Miami, Inc.	Early Intervention/Prevention Program	Special Needs	\$ 25,213
Family Resource Center of South Florida, Inc.	Parent Education Program	Children, Youth, & Families	\$ 39,220
Fann Ayisyen Nan Miyami, Inc.	Legal Clinic	Basic Needs	\$ 28,015
Fann Ayisyen Nan Miyami, Inc.	Case Management for Families with Disabilities	Children & Adults with Disabilities	\$ 33,618
Fann Ayisyen Nan Miyami, Inc.	Family Empowerment	Children, Youth, & Families	\$ 26,225
Fann Ayisyen Nan Miyami, Inc.	Case Management & Special Projects/Economic Development Programs	Children, Youth, & Families	\$ 92,283
Farah's Angels Day Care Center, Inc.	Early Childhood Education & Child Care	Children, Youth, & Families	\$ 21,093
Farm Share, Inc.	Countywide Food Distribution	Basic Needs	\$ 600,000
Feeding South Florida (F.K.A. Daily Bread Food Bank, Inc.)	Food = Strength	Basic Needs	\$ 17,850
Fifty Five Years and Up, Inc.	Home-Based Enhanced Nutrition Services/Elderly Meals	Elder Needs	\$ 142,250
Florida International University	Inter-American Conference of Mayors	Other	\$ 16,068
Florida Venture Foundation	Business Resource Center Program	Children, Youth, & Families	\$ 39,550
Florida Venture Foundation	Youth Build	Children, Youth, & Families	\$ 81,242
Foster Care Review, Inc.	Citizens Review Program	Children, Youth, & Families	\$ 26,367
Foundation of Community Assistance & Leadership, Inc.	FOCAL More Park FCAT Tutoring Program	Children, Youth, & Families	\$ 11,206
Foundation of Community Assistance & Leadership, Inc.	FOCAL More Park After School Program	Children, Youth, & Families	\$ 37,078
Friends of the Drug Court, Inc.	Miami-Dade Adult Drug Court	Children, Youth, & Families	\$ 26,367
Girl Scout Council of Tropical Florida, Inc.	Decisions for Your Life	Children, Youth, & Families	\$ 33,618
Girl Scout Council of Tropical Florida, Inc.	Girls Scout Academic Afterschool Program	Children, Youth, & Families	\$ 39,220
Glory Temple Ministries	Food Distribution Program for Seniors	Children, Youth, & Families	\$ 25,000
Good Hope Equestrian Training Center, Inc.	Cultural Enhancement & Rec. Activities for Children with Disabilities	Children & Adults with Disabilities	\$ 22,412
Guardianship Program of Dade County, Inc.	Legal Guardianship Services	Elder Needs	\$ 25,213
Haitian Neighborhood Center Sant La, Inc.	Information and Referral Services	Basic Needs	\$ 28,015
Haitian Neighborhood Center Sant La, Inc.	Financial Literacy and Tax Preparation Services	Children, Youth, & Families	\$ 11,206
Haitian Neighborhood Center Sant La, Inc.	Neighborhood Resource Center	Children, Youth, & Families	\$ 77,805
Haitian-American Chamber of Commerce of Florida	Women in Production 2013	Other	\$ 9,417
Harvest Fire International Outreach Ministries, Inc.	Harvest Fire Family Enrichment Center	Children, Youth, & Families	\$ 16,809
Health Council of South Florida, Inc.	Operational Support	Other	\$ 30,641
Hearing and Speech Center of Florida, Inc.	Therapy for All	Children & Adults with Disabilities	\$ 38,156
Hearing and Speech Center of Florida, Inc.	Development Training for Childcare Workers and Parents	Children, Youth, & Families	\$ 33,618

FY 2015-16 PROPOSED FUNDING FOR
COMMUNITY-BASED ORGANIZATIONS

ATTACHMENT C

ORGANIZATION NAME	PROGRAM NAME	CATEGORY	FY 2015-16 Proposed Funding
Helping Hands Youth Center, Inc.(HHYC)	HHYC Olinda/Partners Park Recreational Activities	Children, Youth, & Families	\$ 5,603
Helping Hands Youth Center, Inc.(HHYC)	Helping Hands Youth Center Recreational Activities	Children, Youth, & Families	\$ 14,007
Helping Hands Youth Center, Inc.(HHYC)	HHYC Liberty Square Recreational Activities	Children, Youth, & Families	\$ 57,677
Helping Hands Youth Center, Inc.(HHYC)	Olinda/Partners Parks Programmatic Support	Children, Youth, & Families	\$ 57,677
Here's Help	Substance Abuse Treatment Outpatient Expansion Program	Special Needs	\$ 45,944
Hispanic Coalition Corp.	Hispanic Coalition Social Service Program - Flagler Office	Children, Youth, & Families	\$ 14,007
Hispanic Coalition Corp.	Hispanic Coalition Social Service Program - Flagler Office	Children, Youth, & Families	\$ 33,618
Hispanic Coalition Corp.	Hispanic Coalition Social Service Program Kendall Office	Children, Youth, & Families	\$ 49,438
Holy Temple Human Services, Inc.	Early Intervention/Prevention Program	Elder Needs	\$ 62,900
Hosanna Community	Positive Action Program	Children, Youth, & Families	\$ 18,833
Human Services Coalition of Dade, Inc.	Basic Needs-Prosperity Campaign	Basic Needs	\$ 103,654
Institute for Child and Family Health, Inc.	Child Abuse and Neglect Prevention Services	Children, Youth, & Families	\$ 39,220
Institute for Child and Family Health, Inc.	Infant Mental Health Training	Children, Youth, & Families	\$ 44,823
Institute for Child and Family Health, Inc.	Emancipation Program	Children, Youth, & Families	\$ 106,456
Institute for Child and Family Health, Inc.	Family Empowerment Program	Criminal Justice	\$ 53,228
Institute for Child and Family Health, Inc.	Youth Gang Resource Center	Criminal Justice	\$ 82,180
Institute for Child and Family Health, Inc.	SNAP-Stop Now and Plan	Criminal Justice	\$ 98,875
Institute for Child and Family Health, Inc.	Gang Unit Exit Strategy Services Program	Criminal Justice	\$ 114,973
Institute for Child and Family Health, Inc.	Serious Habitual Offender Sibling Program (SHOSib)	Criminal Justice	\$ 145,017
Institute for Child and Family Health, Inc.	Family Intervention Services-Functional Family Therapy	Criminal Justice	\$ 446,520
Institute for Child and Family Health, Inc.	Expansion of Outpatient Treatment Services for Children	Special Needs	\$ 70,737
Institute of Black Family Life, Inc.	Family Empowerment Program	Criminal Justice	\$ 27,735
Jewish Community Services of South Florida, Inc.	Elderly Services - Sunny Isles Senior Services Program	Elder Needs	\$ 20,010
Jewish Community Services of South Florida, Inc.	Elderly Services - Emergency Home Delivered Meals Program	Elder Needs	\$ 76,500
Jewish Community Services of South Florida, Inc.	Information, Access and Referral Services	Basic Needs	\$ 16,809
Jewish Community Services of South Florida, Inc.	Youth Academic and Support Services	Children, Youth, & Families	\$ 39,220
Jewish Community Services of South Florida, Inc.	Elderly Services - Home Shopping Program/Hurricane Preparedness	Elder Needs	\$ 21,250
Jewish Community Services of South Florida, Inc.	Elderly Services - North Miami Beach Services / Senior Crime Prevention	Elder Needs	\$ 40,021
Jewish Community Services of South Florida, Inc.	Elderly Services - Emergency Home Repair	Elder Needs	\$ 55,949
Jewish Community Services of South Florida, Inc.	Elderly Services - In-Home Services for the Frail Elderly	Elder Needs	\$ 64,033
Jewish Community Services of South Florida, Inc.	Miami Beach Senior Center - Adult Day Care Program and Center Based Enhanced Programming	Elder Needs	\$ 136,071
Jewish Community Services of South Florida, Inc.	Positive Youth Development	Other	\$ 18,209
Jewish Community Services of South Florida, Inc.	Homeless Outreach for Prevention and Employment	Special Needs	\$ 12,495
Jewish Community Services of South Florida, Inc.	Homeless Outreach Program for Employment (HOPE - Match Funds)	Special Needs	\$ 15,408
Josefa Perez de Castano Kidney Foundation Inc.	Nutrition for Elderly Disabled Persons (Dialysis Patients) Program	Elder Needs	\$ 61,250
Junta Patriótica Cubana, Inc.	Community Outreach Conferences	Immigrants/New Entrants	\$ 13,183
KIDCO Child Care, Inc.	School Readiness and Academic Performance Improvement Services	Children, Youth, & Families	\$ 33,618
Kristi House, Inc.	Services to Adolescent Victims of Sexual Assault & their Families	Children, Youth, & Families	\$ 82,396
Latinos United in Action Center, Inc.	Computer and Online Resources for Empowerment (CORE)	Children, Youth, & Families	\$ 11,206
Latinos United in Action Center, Inc.	Citizenship, Internet & Intergenerational Empowerment Services for Seniors (CITIES)	Elder Needs	\$ 20,010
Legal Services of Greater Miami, Inc.	Basic Legal Needs Project	Basic Needs	\$ 36,419
Legal Services of Greater Miami, Inc.	Self-Sufficiency Legal Project	Other	\$ 32,299
Leisure City/ Modello Optimist Club of FL, Inc.	Youth Services Program	Children, Youth, & Families	\$ 25,213
Liga Contra el Cancer, Inc. (League Against Cancer)	Liga Contra el Cancer - patients cancer care services	Health	\$ 115,354
Little Havana Activities & Nutrition Centers of Dade County, Inc.	District 6 Home Delivered Meals	Elder Needs	\$ 21,250
Little Havana Activities & Nutrition Centers of Dade County, Inc.	Exercise, Arts and Crafts (District 5) for Seniors	Elder Needs	\$ 21,250
Little Havana Activities & Nutrition Centers of Dade County, Inc.	Center Based Care Congregate Meals for Seniors	Elder Needs	\$ 38,250
Little Havana Activities & Nutrition Centers of Dade County, Inc.	Home Delivered Meals (District 11) for Seniors	Elder Needs	\$ 63,750
Little Havana Activities & Nutrition Centers of Dade County, Inc.	In-Home Services Home Delivered Meals for Seniors	Elder Needs	\$ 127,500
Little Havana Activities & Nutrition Centers of Dade County, Inc.	Elder Meals (Countywide) for Seniors	Elder Needs	\$ 134,938
Little Havana Activities & Nutrition Centers of Dade County, Inc.	Congregate Meals District 5 for Seniors	Elder Needs	\$ 20,010
Little Havana Activities & Nutrition Centers of Dade County, Inc.	Center Based Care and Recreational Service for Seniors	Elder Needs	\$ 72,038
Llirraf'O, Inc. (d/b/a O'Farrill Learning Center)	FCAT Tutoring	Children, Youth, & Families	\$ 32,134
Llirraf'O, Inc. (d/b/a O'Farrill Learning Center)	Pre-Reading & Pre-Writing	Children, Youth, & Families	\$ 64,434
Lutheran Services Florida, Inc.	New Beginnings	Basic Needs	\$ 21,572
Lutheran Services Florida, Inc.	Partners For Homes	Special Needs	\$ 7,004
Marjory Stoneman Douglas Biscayne Nature Center, Inc.	Environmental Education Awareness Partnership	Children, Youth, & Families	\$ 2,637
Masada Home Care, Inc.	Emergency Home Based Services for Frail Elderly	Elder Needs	\$ 59,500
Miami Behavioral Health Center, Inc.	Community-based Adaptation and Socialization	Immigrants/New Entrants	\$ 15,408
Miami Behavioral Health Center, Inc.	Wrap-around Services for Individual w/Co-occurring Substance Abuse and Mental Health Disorders	Special Needs	\$ 23,027
Miami Behavioral Health Center, Inc.	Early Intervention/Prevention Services for Children	Special Needs	\$ 50,426
Miami Children's Initiative	Operational Support	Children, Youth, & Families	\$ 9,417
Miami Northside Optimist Club, Inc.	Purchase of Supplies and Equipment	Children, Youth, & Families	\$ 13,183
Miami Police Athletic League, Inc.	After School Matters Program	Children, Youth, & Families	\$ 8,965
Miami-Dade Community Action, Inc.	Family and Child Empowerment Family Program (FACE)	Criminal Justice	\$ 65,917

**FY 2015-16 PROPOSED FUNDING FOR
COMMUNITY-BASED ORGANIZATIONS**

ATTACHMENT C

ORGANIZATION NAME	PROGRAM NAME	CATEGORY	FY 2015-16 Proposed Funding
Michael Ann Russell Jewish Community Center Inc.	The Quality of Life-Senior Wellness Program 1	Elder Needs	\$ 73,497
Mujeres Unidas en Justicia, Educacion Y Reform, Inc.	Network Service for Battered and Abused Spouses	Children, Youth, & Families	\$ 140,914
Multi-Ethnic Youth Group Association, Inc.	Generation of Adolescent Leaders (GOAL)	Children, Youth, & Families	\$ 67,894
National Council of Jewish Woman, Inc. Greater Miami Section (NCJW)	NCJW Domestic Abuse Education, Prevention, and Services Program	Special Needs	\$ 6,592
Neighbors and Neighbors Association, Inc.	Technical Support to Small Businesses	Other	\$ 46,142
New Hope Development Center	Project 33147 (Youth Development, Health Education, Life Skills Training)	Children, Youth, & Families	\$ 26,367
New Hope Development Center	Youth After School Program/ Summer Camp	Children, Youth, & Families	\$ 42,022
North Miami Beach Medical Center	Opa-Locka Medical Outreach	Health	\$ 11,206
North Miami Foundation for Senior Citizens' Services, Inc.	Home Delivered Meals for Seniors	Elder Needs	\$ 12,750
North Miami Foundation for Senior Citizens' Services, Inc.	Emergency Meals	Elder Needs	\$ 16,000
North Miami Foundation for Senior Citizens' Services, Inc.	In-Home Services	Elder Needs	\$ 65,450
North Miami Foundation for Senior Citizens' Services, Inc.	Early Intervention Services for Seniors	Elder Needs	\$ 14,007
North Miami Foundation for Senior Citizens' Services, Inc.	Health & Wellness	Elder Needs	\$ 20,010
North Miami Foundation for Senior Citizens' Services, Inc.	Transportation	Elder Needs	\$ 20,010
Omega Activity Center Foundation, Inc.	Lamplighters Program	Children, Youth, & Families	\$ 26,367
Optimist Club of Ives Estates, North Miami Beach, Inc.	Children's Sports Programs	Children, Youth, & Families	\$ 2,637
Optimist Club of Suniland, Inc.	Pop Warner Football and Cheerleading Program	Children, Youth, & Families	\$ 4,242
Palmetto Raiders Youth Development Club, Inc.	After School Recreational Youth Football and Cheerleading Program	Children, Youth, & Families	\$ 3,955
Palmetto Raiders Youth Development Club, Inc.	After School Recreational Youth Football and Cheerleading Program	Children, Youth, & Families	\$ 5,603
Piag Museum, Inc.	Piag Museum on Wheels- District 11	Children, Youth, & Families	\$ 14,007
Police Benevolent Association	Police Reserve Program	Police Grants	\$ 5,950
Psycho-Social Rehabilitation Center, Inc. (dba Fellowship House)	Mentors Career Development Program	Special Needs	\$ 23,027
Rafael Hernandez Housing and Economic Development Corp.	Commercial Facade Program	Other	\$ 5,273
Read2Succeed	The Family Literacy Program	Children, Youth, & Families	\$ 37,078
Regis House Inc.	Melrose Community Mobilization and Outreach Program	Children, Youth, & Families	\$ 42,022
Regis House Inc.	Adolescent Outpatient Program	Children, Youth, & Families	\$ 115,354
Regis House Inc.	Family Empowerment Program	Criminal Justice	\$ 53,228
Regis House Inc.	Healthy Outreach Program	Health	\$ 19,775
Richmond Heights Homeowners Association, Inc.	Diminishing Hunger and Poverty for Seniors	Elder Needs	\$ 14,875
Richmond Heights Homeowners Association, Inc.	Diminishing Hunger and Poverty	Basic Needs	\$ 28,000
Richmond Perrine Optimist Club, Inc.	Youth Programs	Children, Youth, & Families	\$ 2,637
Richmond Perrine Optimist Club, Inc.	Modello South Dade Neighborhood E.P.	Children, Youth, & Families	\$ 59,074
Richmond Perrine Optimist Club, Inc.	Community Suspension Program	Children, Youth, & Families	\$ 196,419
Riviera Presbyterian Church/Serices formerly provided by South Miami/Coral Gables Elk Lodge #1677	GATE Program	Children, Youth, & Families	\$ 131,833
Sembrando Flores	HIV/AIDS Prevention and Education	Health	\$ 5,603
Senior L.I.F.T. Center, Inc.	Senior Social Services	Elder Needs	\$ 131,833
SER-Jobs for Progress, Inc.	SAMS/ Stay-In-School Counseling Program	Criminal Justice	\$ 42,022
Shed Group, Inc., The	Give & Gain	Children, Youth, & Families	\$ 8,404
Sisters and Brothers Forever, Inc.	V. Elder Needs	Elder Needs	\$ 504,000
South Florida Youth Symphony, Inc.	Summer Music Camp for South Dade County	Children, Youth, & Families	\$ 8,404
Southwest Social Services Program, Inc.	Elderly Meals & Supportive Services Program	Elder Needs	\$ 242,250
Special Olympics Florida, Inc.	Competition Events Program	Children, Youth, & Families	\$ 4,944
Spinal Cord Living-Assistance Dev., Inc.	SCLAD Resource Center for Persons with Disabilities	Children & Adults with Disabilities	\$ 62,833
St Thomas University, Inc.	Immigration Legal Assistance	Immigrants/New Entrants	\$ 44,823
St. Agnes Community Development Corporation	After School Tutorial and Summer Camp Program	Children, Youth, & Families	\$ 49,438
St. Alban's Day Nursery, Inc.	Early Literacy (Project Literacy)	Children, Youth, & Families	\$ 19,610
St. Alban's Day Nursery, Inc.	Infants and Toddlers (Early Start)	Children, Youth, & Families	\$ 26,367
Sunrise Community, Inc.	Senior Day Services	Elder Needs	\$ 241,000
Sunrise Community, Inc.	Senior Day Services	Children & Adults with Disabilities	\$ 4,937
Sweet Vine, Inc.	Sweet Vine Youth Center	Children, Youth, & Families	\$ 36,419
Switchboard of Miami, Inc.	The Teen Outreach Program	Children, Youth, & Families	\$ 36,419
Switchboard of Miami, Inc.	HELPLINE and 2-1-1	Children, Youth, & Families	\$ 56,029
Switchboard of Miami, Inc.	Gang Hotline	Criminal Justice	\$ 22,412
Switchboard of Miami, Inc.	Family Empowerment Program	Criminal Justice	\$ 53,228
Switchboard of Miami, Inc.	Seniors Never Alone	Elder Needs	\$ 264,138
Switchboard of Miami, Inc.	Sweetwater Neighborhood Resource Network	Special Needs	\$ 21,011
Switchboard of Miami, Inc.	Project Success	Special Needs	\$ 24,373
Teen Upward Bound, Inc. (TUB)	Learning and Fitness Program	Children, Youth, & Families	\$ 26,894
The Abriendo Puertas Governing Board of East Little Havana	One Stop Community Care and Resource Center	Children, Youth, & Families	\$ 37,078
The Abriendo Puertas Governing Board of East Little Havana	Safe Space, Safe Haven	Children, Youth, & Families	\$ 42,022
The Abriendo Puertas Governing Board of East Little Havana	"Reach to Teach" After School and Summer Program	Children, Youth, & Families	\$ 50,756
The Advocate Program, Inc./ Advocate Program, Inc.	Paid Internship	Criminal Justice	\$ 10,547
The Advocate Program, Inc./ Advocate Program, Inc.	Juvenile Justice Program	Criminal Justice	\$ 34,738
The Advocate Program, Inc./ Advocate Program, Inc.	Professional Training Institute	Workforce Development	\$ 13,027
The Alternative Programs, Inc.	Alternatives to Incarceration	Police Grants	\$ 59,500
The Alternative Programs, Inc.	Youth Crime Task Force	Police Grants	\$ 175,000
The Alternative Programs, Inc.	Social Services for Alternatives to Incarceration	Police Grants	\$ 416,500

FY 2015-16 PROPOSED FUNDING FOR
COMMUNITY-BASED ORGANIZATIONS

ATTACHMENT C

ORGANIZATION NAME	PROGRAM NAME	CATEGORY	FY 2015-16 Proposed Funding
The American National Red Cross	Emergency Services	Basic Needs	\$ 148,750
The Association for Development Of the Exceptional, Inc.	Academic/Vocational Program for Adults with Disabilities.	Children & Adults with Disabilities	\$ 65,587
The Dialysis Food Foundation of South Florida	Food Recovery and Distribution Program for Kidney Dialysis Patients 3	Basic Needs	\$ 14,875
The Dialysis Food Foundation of South Florida	Food Recovery and Distribution Program for Kidney Dialysis Patients 2	Basic Needs	\$ 19,338
The Dialysis Food Foundation of South Florida	Food Recovery and Distribution Program for Kidney Dialysis Patients 1	Basic Needs	\$ 26,775
The Family Christian Association of America Inc.	Positive Youth Development - Walking Tall Program	Children, Youth, & Families	\$ 75,804
The Foundation for Democracy in Africa, Inc. (Africando)	Africando-U.S. Africa Trade and Investment Symposium	Other	\$ 24,513
The Greater Goulds Optimist Club	Neighborhood Empower Program	Children, Youth, & Families	\$ 28,015
The Greater Goulds Optimist Club	Reading, Resistance, and Recreation	Children, Youth, & Families	\$ 33,618
The Historic Hampton House Community Trust, Inc.	Historic Hampton House Cultural Education, Restoration, & Renovation Assistance	Other	\$ 13,183
The JPM Centre at Miami Gardens Drive Inc.	The JPM Centre Youth After School Enrichment Tutorial Programs Training	Children, Youth, & Families	\$ 11,206
The Miami Lighthouse for the Blind and Visually Impaired, Inc.	Elder Services	Elder Needs	\$ 68,035
The New Jerusalem Community Development Corporation	Amari & Amina Rites of Passage Program	Children, Youth, & Families	\$ 32,723
The Salvation Army- A Georgia Corporation	Men's Lodge Ex-Offenders Program-Detainee Program	Basic Needs	\$ 49,438
The Village South, Inc.		Children, Youth, & Families	\$ 2,637
The Village South, Inc.	HIV/AIDS Risk Reduction - Boys Program	Health	\$ 18,209
The Village South, Inc.	Substance Abuse Prevention and Treatment Program	Health	\$ 24,109
The Village South, Inc.	Mental Health and Substance Abuse Treatment	Health	\$ 27,034
Thelma Gibson Health Initiative, Inc	HIV/AIDS Substance Abuse and Hepatitis C Program	Health	\$ 11,206
Thelma Gibson Health Initiative, Inc.	HIV/AIDS Outreach	Health	\$ 4,762
Thelma Gibson Health Initiative, Inc.	Health Promotion and Disease Risk Reduction	Health	\$ 7,004
Thelma Gibson Health Initiative, Inc./Service formerly provided by Troy Foundation Inc.(DBA Troy Community Academy)	Positive Transition Program	Children, Youth, & Families	\$ 53,228
Thelma Gibson Health Initiative, Inc./Service formerly provided by Troy Foundation Inc.(DBA Troy Community Academy)	Positive Action Through Collaboration Family Literacy Program	Criminal Justice	\$ 22,972
Thurston Group, Inc.	DMCJ Criminal Justice Program Evaluation	Criminal Justice	\$ 16,073
Thurston Group, Inc.	DMCJ Criminal Justice Program Evaluation	Criminal Justice	\$ 112,201
Thurston Group, Inc.	YCTF - Program Evaluation	Criminal Justice	\$ 168,088
Transition, Inc.	Workforce Development for Ex-offenders	Workforce Development	\$ 61,997
Trauma Resolution Center, Inc. (a.k.a. Victim Services Center, Inc.)	Trauma Resolution Program - District 5	Police Grants	\$ 5,950
Trauma Resolution Center, Inc. (a.k.a. Victim Services Center, Inc.)	Trauma Resolution Program -District 11	Police Grants	\$ 8,925
Trauma Resolution Center, Inc. (a.k.a. Victim Services Center, Inc.)	Trauma Resolution Program	Police Grants	\$ 14,875
Trauma Resolution Center, Inc. (a.k.a. Victim Services Center, Inc.)	Programmatic Support	Police Grants	\$ 382,500
Trinity Church, Inc.	North Miami Neighborhood Network / Before and After School Program and Daycare Program	Basic Needs	\$ 96,651
Tropical Everglades Visitor Association, Inc.	Tropical Everglades Visitor Center	Children, Youth, & Families	\$ 10,547
UNIDAD of Miami Beach Inc.	Manual Skills Elderly Socialization & Recreation	Elder Needs	\$ 12,006
Union Positiva, Inc.	HIV/AIDS Prevention Services	Health	\$ 24,719
United Home Care Services, Inc.	Frail Elderly In-Home Support Services	Elder Needs	\$ 127,500
United Home Care Services, Inc.	Developmentally Disabled In-Home Support Services	Children & Adults with Disabilities	\$ 44,823
University of Miami	Preventing Abuse Through Responsive Parenting (PARP)	Children, Youth, & Families	\$ 33,618
University of Miami	Home Based Parenting Services: Strengthening At-risk families	Children, Youth, & Families	\$ 39,220
University of Miami	Multidimensional Family Therapy for Juvenile Offenders	Criminal Justice	\$ 131,833
Urgent, Inc.	Rites of Passage Intergenerational Project	Children, Youth, & Families	\$ 5,603
Urgent, Inc.	Children, Youth, and Families - Risk Reduction (HIV/AIDS)	Children, Youth, & Families	\$ 22,972
Victim Response, Inc./Service formerly provided by The Advocate Program, Inc	Elder Services - Domestic Violence Awareness	Elder Needs	\$ 72,038
Voices for Children Foundation, Inc.	Young Adults Transitioning from Foster Care/Juvenile Justice	Basic Needs	\$ 35,019
Voices for Children Foundation, Inc.	Direct Financial Services	Children, Youth, & Families	\$ 26,367
Voices for Children Foundation, Inc.	Child Victim/Witness Advocacy -- Guardian Ad Litem Program	Special Needs	\$ 18,209
We Care of South Dade, Inc.	Neighborhood Resource Network	Children, Youth, & Families	\$ 71,214
WeCount! Inc.	Community Immigrant Worker Center	Immigrants/New Entrants	\$ 46,142
West Dade Community Services, Inc.	Food Program	Basic Needs	\$ 10,562
West Dade Community Services, Inc.	Senior, Youth, and Low Income Assistance	Basic Needs	\$ 20,825
West Dade Community Services, Inc.	Low Income Assistance	Basic Needs	\$ 85,750
West Dade Community Services, Inc.	Basic Needs	Basic Needs	\$ 28,132
World Literacy Crusade of Florida	Girl Power Post Arrest Diversion	Children, Youth, & Families	\$ 98,875
World Literacy Crusade of Florida	Children, Youth and Families- After School and Summer Camp Program	Criminal Justice	\$ 34,936
Young Men's Christian Association of Greater Miami, Inc.	Early childhood program	Children, Youth, & Families	\$ 11,206
Young Men's Christian Association of Greater Miami, Inc.	Out of school program	Children, Youth, & Families	\$ 42,022
Youth Co-Op, Inc.	Academic Support Services, Stay-in-School	Criminal Justice	\$ 28,015
Youth Co-Op, Inc.	SAMS / Criminal Justice - Stay-in-School	Criminal Justice	\$ 41,518
Youth Co-Op, Inc.	Family Empowerment Program	Criminal Justice	\$ 53,228
Youth Co-Op, Inc.	Match Grant Program	Immigrants/New Entrants	\$ 46,142
Youth Co-Op, Inc.	Employment Training	Workforce Development	\$ 51,909
YWCA of Greater Miami	Neighborhood Empowerment Program (NEP)	Basic Needs	\$ 47,625
YWCA of Greater Miami	Enhanced After School Programs	Children, Youth, & Families	\$ 30,816
YWCA of Greater Miami	Teen Pregnancy Youth Development	Children, Youth, & Families	\$ 42,022
YWCA of Greater Miami	SAMS / Stay In School Program	Criminal Justice	\$ 41,650
YWCA of Greater Miami	Miami-Dade County Court Care Centers	Other	\$ 270,000

**FY 2015-2016 GRANTS TO NON-PROFIT CULTURAL ORGANIZATIONS
MIAMI-DADE COUNTY DEPARTMENT OF CULTURAL AFFAIRS**

ATTACHMENT D

GRANTS PROGRAM	GRANTEE	PROGRAM / PROJECT	FY 2015-16 GRANT AWARD
ARTS EDUCATION GRANTS AND PROGRAM INITIATIVES (ArtsEd)			
ArtsEd	Arts for Learning/Miami, Inc.	FY 2015-16 Program Activities	\$285,000
ArtsEd	Fantasy Theatre Factory, Inc.	Fiscal Agent for Arts Education Initiatives and "All Kids Included" Initiatives for Children with Disabilities	\$397,000
			Sub-Total: FY 2015-16 Arts Education and Program Initiatives Grants:
CAPITAL DEVELOPMENT GRANTS PROGRAM (CAP)			
CAP	Actors' Playhouse Productions, Inc.	Wrap-around Track Curtain System; Sound and Lighting Equipment Enhancements	\$9,311
CAP	Bakehouse Art Complex, Inc.	Phase II: Equipment Upgrades for Shared Workshop Spaces & Addition of Metals Foundry	\$10,927
CAP	City of North Miami Beach	Theater Stage Lighting Equipment for Julius Littman Performing Arts Theater	\$14,243
CAP	Coral Gables Cinemateque, Inc.	New Digital 4K Projector	\$16,722
CAP	Curtiss Mansion, Inc.	Sound and Lighting Equipment and ADA-compliant Automatic Doors Enhancement	\$14,850
CAP	Florida International University Board of Trustees, for the benefit of The Wolfsonian	Enhanced Audio-Video Equipment for Public Programs	\$6,539
CAP	Miami Light Project, Inc.	ADA Assistive Listening Equipment; Audio & Video Upgrades; Theater Equipment Hardware and Software	\$7,110
CAP	New World Symphony, Inc.	New Recording System	\$17,570
CAP	The Dave and Mary Alper Jewish Community Center, Inc.	Equipment for the Children's Museum and Main Theater	\$14,930
CAP	The Miami Children's Museum, Inc.	Sensory Friendly Sound Attenuation Improvements	\$18,216
CAP	The Thomas Armour Youth Ballet, Inc.	Accessibility Modifications / Dance Floor Replacement	\$6,095
CAP	Village of Pinecrest - Pinecrest Gardens	Equipment Upgrades for Banyan Bowl Theater	\$13,487
			Sub-Total: FY 2015-16 Capital Development Program Grants:
COMMUNITY GRANTS PROGRAM (CG)			
CG	Community Grants Program	Quarterly Grants Program: Competitive application and review opportunities 4 times during each FY	\$525,000
			Sub-Total: FY 2015-16 Community Grants:
CULTURAL ADVANCEMENT GRANTS PROGRAM (ADV)			
ADV	Arts Ballet Theatre of Florida, Inc	FY 2015-16 Season Activities	\$45,000
ADV	ArtSouth, A Not-For-Profit Corporation	FY 2015-16 Season Activities	\$45,000
ADV	Bakehouse Art Complex, Inc.	FY 2015-16 Season Activities	\$90,000
ADV	Ballet Flamenco La Rosa, Inc.	FY 2015-16 Season Activities	\$45,000
ADV	Bascomb Memorial Broadcasting Foundation	FY 2015-16 Season Activities	\$90,000
ADV	Centro Cultural Español de Cooperación Iberoamericana Inc.	FY 2015-16 Season Activities	\$90,000
ADV	Chopin Foundation of the United States, Inc.	FY 2015-16 Season Activities	\$45,000
ADV	City Theatre, Inc.	FY 2015-16 Season Activities	\$90,000
ADV	Coral Gables Cinemateque, Inc.	FY 2015-16 Season Activities	\$90,000
ADV	Coral Gables Congregational Church (United Church of Christ), Inc.	FY 2015-16 Season Activities	\$45,000
ADV	Dave and Mary Alper Jewish Community Center, Inc., The	FY 2015-16 Season Activities	\$45,000
ADV	Deering Estate Foundation, Inc., The	FY 2015-16 Season Activities	\$45,000
ADV	Fantasy Theatre Factory, Inc.	Fiscal Agent for the Travel/Consultants Technical Assistance Component of the Cultural Advancement program	\$123,000
ADV	Fundarte, Inc.	FY 2015-16 Season Activities	\$45,000
ADV	GableStage, Inc.	FY 2015-16 Season Activities	\$90,000
ADV	Living Arts Trust, Inc. /b/a O Cinema	FY 2015-16 Season Activities	\$90,000
ADV	Locust Projects, Inc.	FY 2015-16 Season Activities	\$45,000
ADV	Miami Beach Garden Conservancy, Inc.	FY 2015-16 Season Activities	\$45,000
ADV	Miami Light Project, Inc.	FY 2015-16 Season Activities	\$90,000
ADV	Miami Dade College	FY 2015-16 Season Activities - Cultural Affairs Department (MDC Live Arts)	\$90,000
ADV	Miami Dade College	FY 2015-16 Season Activities - The Center for Literature and Theatre @ Miami Dade College (formerly Florida Center for the Literary Arts)	\$90,000
ADV	Murray Dranoff Foundation, Inc., The	FY 2015-16 Season Activities	\$45,000
ADV	New Theatre, Inc.	FY 2015-16 Season Activities	\$90,000
ADV	Olympia Center, Inc.	FY 2015-16 Season Activities	\$90,000
ADV	The Rhythm Foundation, Inc.	FY 2015-16 Season Activities	\$90,000
ADV	Seraphic Fire, Inc.	FY 2015-16 Season Activities	\$90,000
ADV	Sociedad Pro Arte Grateil, Inc.	FY 2015-16 Season Activities	\$45,000
ADV	Teatro Avante, Inc.	FY 2015-16 Season Activities	\$90,000
ADV	Tigertail Productions, Inc.	FY 2015-16 Season Activities	\$45,000
ADV	Zoetic Stage, Inc.	FY 2015-16 Season Activities	\$45,000
			Sub-Total: FY 2015-16 Cultural Advancement Program Grants:
CULTURE SHOCK MIAMI PROGRAM COSTS			
CS	Culture Shock Miami: Discount Student Tickets to the Arts Program	Programmatic Support	\$722,000
			Sub-Total: FY 2015-16 Culture Shock Miami Program Costs:
DANCE MIAMI CHOREOGRAPHERS (DMC)			
DMC	Clara Filgueiras	Choreographer Award	\$10,000
DMC	Liony Garcia	Choreographer Award	\$10,000
DMC	Niurca Marquez	Choreographer Award	\$10,000
DMC	Hattie Mae Williams	Choreographer Award	\$10,000
DMC	Dance Miami Choreographers Program	Programmatic costs	\$5,000
			Sub-Total: FY 2015-16 Dance Miami Choreographers Program:

**FY 2015-2016 GRANTS TO NON-PROFIT CULTURAL ORGANIZATIONS
MIAMI-DADE COUNTY DEPARTMENT OF CULTURAL AFFAIRS**

ATTACHMENT D

GRANTS PROGRAM	GRANTEE	PROGRAM / PROJECT	FY 2015-16 GRANT AWARD
DEVELOPING ARTS IN NEIGHBORHOODS GRANTS PROGRAM (DAN)			
DAN	Alhambra Music, Inc.	FY 2015-2016 Program Activities	\$7,731
DAN	Arca Images, Inc.	FY 2015-2016 Program Activities	\$8,907
DAN	Artists in Residence in Everglades, Inc.	FY 2015-2016 Program Activities	\$11,727
DAN	Brazz Dance Theater Incorporated d/b/a Augusto Soledade Brazzdance	FY 2015-2016 Program Activities	\$7,124
DAN	CACEC, Inc.	FY 2015-2016 Program Activities	\$6,430
DAN	Civic Chorale of Greater Miami, Inc.	FY 2015-2016 Program Activities	\$6,603
DAN	Community Arts And Culture, Inc.	FY 2015-2016 Program Activities	\$9,981
DAN	Community Theatre of Miami Lakes, Inc. d/b/a Main Street Players	FY 2015-2016 Program Activities	\$10,107
DAN	Deco Echo Artists' Delegation, Inc. d/b/a Center for Folk and Community Art	FY 2015-2016 Program Activities	\$9,856
DAN	Delou Africa, Inc.	FY 2015-2016 Program Activities	\$8,682
DAN	Fire Haus Projects, Inc. f/a for The Unconservatory, Inc.	FY 2015-2016 Program Activities	\$3,501
DAN	Foundation for Emerging Technologies and Arts, Inc.	FY 2015-2016 Program Activities	\$6,962
DAN	Friends of the Japanese Garden, Inc.	FY 2015-2016 Program Activities	\$9,733
DAN	Ground Up and Rising, Inc.	FY 2015-2016 Program Activities	\$12,166
DAN	Homestead Community Concert Association, Inc.	FY 2015-2016 Program Activities	\$9,981
DAN	Key Biscayne Community Foundation, Inc. f/a for Art Heart Foundation, Inc.	FY 2015-2016 Program Activities	\$7,832
DAN	Mad Cat Theatre Company, Inc.	FY 2015-2016 Program Activities	\$10,234
DAN	Mari Productions, Inc.	FY 2015-2016 Program Activities	\$7,054
DAN	Miami Beach Arts Trust, Inc. f/a for Pioneer Winter Collective, LLC	FY 2015-2016 Program Activities	\$8,572
DAN	Miami Piano Circle, Inc.	FY 2015-2016 Program Activities	\$7,434
DAN	Miami Watercolor Society, Incorporated	FY 2015-2016 Program Activities	\$10,363
DAN	Miami Wind Symphony, Inc.	FY 2015-2016 Program Activities	\$7,631
DAN	Mz Goose, Inc.	FY 2015-2016 Program Activities	\$8,572
DAN	National Art Exhibitions of the Mentally Ill, Inc.	FY 2015-2016 Program Activities	\$8,463
DAN	North Miami Community Concert Band, Inc.	FY 2015-2016 Program Activities	\$10,891
DAN	Red Chemistry, Inc.	FY 2015-2016 Program Activities	\$7,532
DAN	Siempre Flamenco, Inc.	FY 2015-2016 Program Activities	\$8,794
DAN	South Beach Chamber Ensemble, Inc.	FY 2015-2016 Program Activities	\$9,856
DAN	South Florida Friends of Classical Music, Inc.	FY 2015-2016 Program Activities	\$10,107
DAN	The Arts at St. Johns, Inc.	FY 2015-2016 Program Activities	\$11,871
DAN	The Cove/Rincon, Corp.	FY 2015-2016 Program Activities	\$5,040
DAN	The Miami Classical Guitar Society, Inc.	FY 2015-2016 Program Activities	\$7,532
DAN	The Miami Rail Publishing Corporation	FY 2015-2016 Program Activities	\$7,731
<i>Sub-Total: FY 2015-16 Developing Arts in Neighborhoods Grants Program Grants:</i>			\$285,000
FESTIVALS AND SPECIAL EVENTS GRANTS PROGRAM (FEST)			
FEST	Bayfront Park Management Trust	Downtown Miami New Year's Eve Celebration	\$43,106
FEST	Coconut Grove Arts and Historical Association, Inc.	Coconut Grove Arts Festival	\$76,393
FEST	Florida International University Board of Trustees, for the benefit of the School of Hospitality	South Beach Wine & Food Festival	\$78,041
FEST	German American Social Club of Greater Miami, Inc.	Oktoberfest Miami	\$42,341
FEST	Infinito Art & Cultural Foundation, Inc.	Brazilian Film Festival of Miami	\$32,777
FEST	Junior Orange Bowl Committee, Inc.	Junior Orange Bowl Festival	\$68,492
FEST	Miami Bach Society, Inc., The	Tropical Baroque Music Festival	\$47,577
FEST	Miami-Broward One Carnival Host Committee, Inc.	Miami Carnival	\$55,679
FEST	Miami Dade College	Miami Book Fair International	\$78,963
FEST	Miami Dade College	Miami International Film Festival	\$75,472
FEST	Miami Design Preservation League, Inc.	Art Deco Weekend Festival	\$46,020
FEST	Miami Gay and Lesbian Film Festival, Inc.	Miami Gay & Lesbian Film Festival	\$35,409
FEST	Miami Hispanic Ballet Corporation	International Ballet Festival of Miami	\$35,136
FEST	The Musical Arts Association of Miami, Inc.	Cleveland Orchestra - Miami Residency	\$73,726
FEST	National Foundation for Advancement in the Arts, Inc.	YoungArts ARTS Week	\$76,206
FEST	Patrons of Exceptional Artists, Inc.	Miami International Piano Festival - Discovery Series	\$34,654
<i>Sub-Total: FY 2015-16 Festivals and Special Events Program Grants:</i>			\$900,000
HANNIBAL COX JR. CULTURAL GRANTS PROGRAM (HCJ)			
HCJ	Bas Fisher Invitational, Inc.	FY 2015-2016 Program Activities	\$13,880
HCJ	Creation Art Center Corporation	FY 2015-2016 Program Activities	\$13,434
HCJ	Cuban Classical Ballet of Miami, Inc.	FY 2015-2016 Program Activities	\$18,582
HCJ	Diaspora Vibe Cultural Arts Incubator, Inc.	FY 2015-2016 Program Activities	\$20,618
HCJ	Edge Zones, Inc.	FY 2015-2016 Program Activities	\$14,301
HCJ	Florida International University Board of Trustees, for the benefit of the School of Music	FY 2015-2016 Program Activities	\$40,000
HCJ	Friends of Chamber Music of Miami, Inc.	FY 2015-2016 Program Activities	\$20,408
HCJ	Haitian Heritage Museum Corp.	FY 2015-2016 Program Activities	\$15,038
HCJ	Hispanic-American Lyric Theatre, Inc.	FY 2015-2016 Program Activities	\$13,429
HCJ	Karen Peterson and Dancers, Inc.	FY 2015-2016 Program Activities	\$17,434
HCJ	Marjory Stoneman Douglas Biscayne Nature Center, Inc.	FY 2015-2016 Program Activities	\$40,000
HCJ	Miami Beach Film Society, Inc.	FY 2015-2016 Program Activities	\$40,000
HCJ	Miami Dade College	FY 2015-2016 Program Activities - Department of Arts and Philosophy	\$12,752
HCJ	Miami Dade College	FY 2015-2016 Program Activities - Lynn and Louis Wolfson II Florida Moving Image Archive	\$40,000
HCJ	Miami Dade College	FY 2015-2016 Program Activities - Museum of Art and Design	\$40,000
HCJ	Miami Dade College Foundation, Inc. - New World School of the Arts	FY 2015-2016 Program Activities	\$40,000
HCJ	Miami Lyric Opera, Inc.	FY 2015-2016 Program Activities	\$18,348
HCJ	Michael-Ann Russell Jewish Community Center, Inc.	FY 2015-2016 Program Activities	\$40,000

**FY 2015-2016 GRANTS TO NON-PROFIT CULTURAL ORGANIZATIONS
MIAMI-DADE COUNTY DEPARTMENT OF CULTURAL AFFAIRS**

ATTACHMENT D

GRANTS PROGRAM	GRANTEE	PROGRAM / PROJECT	FY 2015-16 GRANT AWARD
HCJ	Mystery Park Arts Company, Inc. d/b/a SoBe Institute of the Arts	FY 2015-2016 Program Activities	\$18,323
HCJ	Orchestra Miami, Inc.	FY 2015-2016 Program Activities	\$16,529
HCJ	Saint Martha Concerts and Cultural Affairs, Inc.	FY 2015-2016 Program Activities	\$19,080
HCJ	South Florida Composers Alliance, Inc.	FY 2015-2016 Program Activities	\$17,823
HCJ	The Coral Gables Museum, Corp.	FY 2015-2016 Program Activities	\$40,000
HCJ	The Dance Now! Ensemble, Inc.	FY 2015-2016 Program Activities	\$19,714
HCJ	University of Wynwood, Inc.	FY 2015-2016 Program Activities	\$40,000
HCJ	Viernes Culturales / Cultural Fridays, Inc.	FY 2015-2016 Program Activities	\$10,307
		<i>Sub-Total: FY 2015-16 Hannibal Cox Jr. Cultural Program Grants:</i>	\$640,000
INTERNATIONAL CULTURAL EXCHANGE GRANTS PROGRAM (ICE)			
ICE	Arts Ballet Theatre of Florida, Inc.	FY 2015-16 International Cultural Exchange Project	\$18,334
ICE	Ballet Flamenco La Rosa, Inc.	FY 2015-16 International Cultural Exchange Project	\$24,443
ICE	Diaspora Vibe Cultural Arts Incubator, Inc.	FY 2015-16 International Cultural Exchange Project	\$12,222
ICE	Edge Zones, Inc.	FY 2015-16 International Cultural Exchange Project	\$18,334
ICE	Fundarte, Inc.	FY 2015-16 International Cultural Exchange Project	\$18,334
ICE	Karen Peterson and Dancers, Inc.	FY 2015-16 International Cultural Exchange Project	\$18,334
ICE	Miami Light Project, Inc.	FY 2015-16 International Cultural Exchange Project	\$12,222
ICE	South Florida Art Center, Inc., dba ArtCenter/South Florida	FY 2015-16 International Cultural Exchange Project	\$18,334
ICE	Tigertail Productions, Inc.	FY 2015-16 International Cultural Exchange Project	\$24,443
		<i>Sub-Total: FY 2015-16 International Cultural Exchange Program Grants:</i>	\$165,000
MAJOR CULTURAL INSTITUTIONS GRANTS PROGRAM (MCI)			
MCI	Actors' Playhouse Productions, Inc.	FY 2015-16 Season Activities	\$220,037
MCI	Florida International University Board of Trustees, for the benefit of Jewish Museum of Florida	FY 2015-16 Season Activities	\$161,386
MCI	Florida International University Board of Trustees, for the benefit of the Patricia and Phillip Frost Art Museum	FY 2015-16 Season Activities	\$159,205
MCI	Florida International University Board of Trustees, for the benefit of The Wolfsonian	FY 2015-16 Season Activities	\$281,536
MCI	Florida Grand Opera, Inc.	FY 2015-16 Season Activities	\$369,268
MCI	Friends of the Bass Museum, Inc.	FY 2015-16 Season Activities	\$252,199
MCI	GableStage, Inc.	FY 2015-16 Transition Activities	\$150,000
MCI	M Ensemble Company, Inc.	FY 2015-16 Season Activities	\$100,000
MCI	Miami City Ballet, Inc.	FY 2015-16 Season Activities	\$339,947
MCI	Miami Symphony Orchestra/Orquesta Sinfonica de Miami, Inc., The	FY 2015-16 Season Activities	\$100,000
MCI	New World Symphony, Inc.	FY 2015-16 Season Activities	\$408,708
MCI	Performing Arts Center Trust, Inc., dba Adrienne Arsht Center for the Performing Arts of Miami-Dade County	FY 2015-16 Season Activities	\$396,705
MCI	South Florida Art Center, Inc., dba ArtCenter/South Florida	FY 2015-16 Season Activities	\$121,196
MCI	University of Miami, Lowe Art Museum	FY 2015-16 Season Activities	\$189,813
		<i>Sub-Total: FY 2015-16 Major Cultural Institutions Program Grants:</i>	\$3,250,000
SERVICE ORGANIZATIONS GRANTS PROGRAM (SERV)			
SERV	Arts & Business Council of Miami, Inc.	Annual Programs	\$100,000
SERV	Arts & Business Council of Miami, Inc.	Fiscal Agent for "Arts Help," Creative Capital programs, Dance Community Services, etc.	\$100,000
SERV	Cannonball Miami, Inc.	Annual Programs	\$35,000
SERV	Diaspora Arts Coalition, Inc.	Annual Programs	\$30,000
SERV	Greater Miami Festivals and Events Association, Inc.	Annual Programs	\$30,000
SERV	Miami Light Project, Inc.	MLP Technical Fellowship Program	\$25,000
SERV	PAN Performing Arts Network, A Guild of Performing Artists, Inc.	Annual Programs	\$40,000
SERV	Sosyete Koukouy, Inc.	Fiscal Agent for Haitian Artists Network (HAN)	\$20,000
SERV	Sunshine Jazz Organization, Inc., The	Annual Programs	\$50,000
SERV	Theatre League of South Florida, Inc.	Annual Programs	\$50,000
		<i>Sub-Total: FY 2015-16 Service Organizations Program Grants:</i>	\$480,000
SUMMER ARTS & SCIENCE CAMPS FOR KIDS GRANTS PROGRAM (SAS-C)			
SAS-C	Summer Arts & Science Camps for Kids Grants Program	Project grants to Organizations for Summer Arts and Science Camp Programs: 2015-16 cycle grantees TBD	\$450,000
		<i>Sub-Total: FY 2015-16 Summer Arts & Science Camps for Kids Program Grants:</i>	\$450,000
TARGETED INITIATIVES GRANTS (TARG)			
TARG	Arts & Business Council of Miami, Inc.	Fiscal Agent for "ArtBurstMiami"	\$85,000
TARG	Black Archives, History and Research Foundation of South Florida, Inc., The	Black Archives and Lyric Theater - Cultural Advancement Transition Plan	\$145,000
TARG	Cannonball Miami, Inc.	WaveMaker program	\$25,000
TARG	City of Hialeah	City of Hialeah Cultural Affairs Council programs	\$30,000
TARG	Cuban Museum, Inc.	Operating Transition Plan	\$40,000
TARG	DeVos Institute for Arts Management	DeVos 3.0 - Capacity Building Training	\$30,000
TARG	Friends of the Miami-Dade Public Library, Inc.	The Vasari Project	\$15,000
TARG	Greater Miami Festivals and Events Association, Inc.	Fiscal Agent for Cultural Marketing, Market Research and Strategic Partnerships	\$85,000
TARG	Haitian Cultural Arts Alliance, Inc.	Haitian Cultural Initiatives	\$25,000
TARG	Historical Association of Southern Florida, Inc.	Fiscal Agent for Cuban Pilots Assn. - Bay of Pigs Memorial at TMB	\$15,000
TARG	Homestead Center for the Arts, Inc.	Annual Programs	\$30,000
TARG	Miami Foundation, Inc., The	Fiscal Agent for Open Lab - Independent Filmmakers' Services and Workshops	\$20,000
TARG	Museum of Contemporary Art, Inc.	MCI Transition Plan	\$100,000
TARG	National Performance Network, Inc.	Creative Exchange International program for artists	\$10,000
TARG	Rhythm Foundation, Inc.	Fiscal Agent for Activities and Audience Development at Caleb Auditorium, African Heritage Cultural Arts Center and/or Miami-Dade County Auditorium	\$20,000
TARG	Theater League of South Florida, Inc.	F/A Playwright Development Program	\$45,000
TARG	Tigertail Productions, Inc.	Fiscal Agent for Artist Access Grants Program	\$25,000
		<i>Sub-Total: FY 2015-16 Targeted Initiatives Grants:</i>	\$745,000

**FY 2015-2016 GRANTS TO NON-PROFIT CULTURAL ORGANIZATIONS
MIAMI-DADE COUNTY DEPARTMENT OF CULTURAL AFFAIRS**

ATTACHMENT D

GRANTS PROGRAM	GRANTEE	PROGRAM / PROJECT	FY 2015-16 GRANT AWARD
YOUTH ARTS ENRICHMENT GRANTS PROGRAM (YEP)			
YEP	Alhambra Music, Inc.	Community Orchestra Youth Outreach	\$10,000
YEP	Arts Ballet Theatre of Florida, Inc	Shakespeare Page-to-Stage School & Community Tour	\$10,000
YEP	ArtSouth, A-Not-For-Profit Corporation	WordSpeak	\$25,000
YEP	Bakehouse Art Complex, Inc.	Public School Music Education Programs	\$10,000
YEP	City Theatre, Inc.	ARTreach	\$10,000
YEP	Coral Gables Congregational Church (United Church of Christ), Inc.	Create Out Loud!	\$25,000
YEP	Deco Echo Artists Delegation d/b/a Center for Folk and Community Art	Historic Site Visits Program	\$10,000
YEP	Delou Africa, Inc.	The 10th Talent Showcase - Inclusive Dance for Teens	\$25,000
YEP	Fairchild Tropical Botanic Garden, Inc.	Arts Integration at Fairchild	\$10,000
YEP	Florida Grand Opera, Inc.	IDEA@thebass for All	\$10,000
YEP	Friends of the Bass Museum, Inc.	Out of the Box Youth Outreach Program	\$10,000
YEP	Friendship Circle of Miami, Inc.	From Home to Home: Jewish Immigration to America	\$10,000
YEP	GableStage, Inc.	Opera Lab: A Laboratory of Learning Through Opera	\$10,000
YEP	Historical Association of Southern Florida, Inc.	Arts Ballet Goes to School	\$10,000
YEP	Karen Peterson and Dancers, Inc	Ballet Bus: A scholarship program for children. Everything they need, beginning with the bus!	\$25,000
YEP	Locust Projects, Inc.	YoungArts Miami	\$10,000
YEP	Marjory Stoneman Douglas Biscayne Nature Center, Inc.	Shakespeare Project In-School Tour	\$10,000
YEP	Miami City Ballet, Inc.	Miami Children's Museum Arts Residency for Children with Special Needs	\$18,120
YEP	Miami Light Project, Inc.	Colors and Patterns in Nature	\$10,000
YEP	Miami Short Film Festival, Inc.	City Theatre's Short Cuts School Tour	\$10,000
YEP	National Foundation for Advancement in the Arts, Inc.	Seraphic Fire's Miami Choral Academy 2015-2016 Program	\$10,000
YEP	New World Symphony, Inc.	New World Symphony's MusicLab	\$20,000
YEP	Orchestra Miami, Inc.	Community Orchestra Youth Outreach	\$10,000
YEP	Saint Martha Concerts and Cultural Affairs, Inc.	Expressive Arts Program (Musical Theater, Art, Music/Guitar, and Dance)	\$10,000
YEP	Seraphic Fire, Inc.	Expansion of Bakehouse Art Complex In-School Artist Residency Program	\$10,000
YEP	South Florida Art Center, Inc. d/b/a ArtCenter/ South Florida	Young Patronesses of Opera InSchool Opera Program - Opera FunTime	\$10,000
YEP	The Dance Now! Ensemble, Inc.	Arts Beyond the Classroom (ABC)	\$25,000
YEP	The Dave and Mary Alper Jewish Community Center, Inc.	St. Martha-Yamaha Arts in the Schools	\$10,000
YEP	The Miami Children's Museum, Inc.	Youth Arts Initiative	\$25,000
YEP	The Murray Dranoff Foundation, Inc.	BULLYING - PART TWO	\$8,960
YEP	The Musical Arts Association of Miami, Inc.	Little Locust Art Builders (Little LAB)	\$8,960
YEP	Tigertail Productions, Inc.	Dance NOW! 2015/16 Long Term Public Schools Residencies	\$25,000
YEP	Young Patronesses of the Opera, Inc.	MsFF Outreach Program 2015-16	\$8,960
			<i>Sub-Total: FY 2015-16 Youth Arts Enrichment Program Grants:</i>
			\$450,000
YOUTH ARTS MIAMI GRANTS PROGRAM (YAM)			
YAM	All Florida Youth Orchestra, Inc. (d/b/a Florida Youth Orchestra)	FY 2015-2016 Program Activities	\$25,000
YAM	Alliance for Musical Arts Productions, Inc.	FY 2015-2016 Program Activities	\$20,134
YAM	American Children's Orchestras for Peace, Inc.	FY 2015-2016 Program Activities	\$29,042
YAM	Area Performance Gallery, Inc. dba Area Stage Company	FY 2015-2016 Program Activities	\$90,000
YAM	Ballet Etudes of South Florida, Inc.	FY 2015-2016 Program Activities	\$22,011
YAM	Diva Arts & Entertainment, Inc.	FY 2015-2016 Program Activities	\$25,000
YAM	enFAMILIA, Inc.	FY 2015-2016 Program Activities	\$45,000
YAM	Fantasy Theatre Factory, Inc.	FY 2015-2016 Program Activities	\$90,000
YAM	Florida Film Institute, Inc.	FY 2015-2016 Program Activities	\$29,790
YAM	Greater Miami Youth Symphony of Dade County, Florida, Inc.	FY 2015-2016 Program Activities	\$90,000
YAM	Guitars Over Guns Organization, Inc.	FY 2015-2016 Program Activities	\$26,714
YAM	Kinad, Inc.	FY 2015-2016 Program Activities	\$18,645
YAM	Miami Children's Chorus, Inc.	FY 2015-2016 Program Activities	\$90,000
YAM	Miami Dance Project, Inc.	FY 2015-2016 Program Activities	\$43,520
YAM	Miami Momentum Dance Company, Inc.	FY 2015-2016 Program Activities	\$25,000
YAM	Miami Music Project, Inc.	FY 2015-2016 Program Activities	\$90,000
YAM	Miami Youth Ballet Inc.	FY 2015-2016 Program Activities	\$25,000
YAM	South Florida Youth Symphony, Inc.	FY 2015-2016 Program Activities	\$29,991
YAM	The Children's Voice Chorus, Inc.	FY 2015-2016 Program Activities	\$23,850
YAM	The Motivational Edge, Inc.	FY 2015-2016 Program Activities	\$33,802
YAM	The Roxy Theatre Group, Inc.	FY 2015-2016 Program Activities	\$90,000
YAM	The South Florida Boys Choir, Incorporated	FY 2015-2016 Program Activities	\$22,501
YAM	The Thomas Armour Youth Ballet, Inc.	FY 2015-2016 Program Activities	\$90,000
			<i>Sub-Total: FY 2015-16 Youth Arts Miami Program Grants:</i>
			\$1,075,000
			Total FY 2015-16 Department of Cultural Affairs / Cultural Affairs Council Grants Recommendations:
			\$12,667,000
COMMUNITY-BASED CULTURAL FACILITIES DIRECT ALLOCATIONS			
	Fairchild Tropical Botanic Garden, Inc.	Support for Fairchild Tropical Botanic Garden	\$376,000
	The Miami Children's Museum, Inc.	Support for Miami Children's Museum	\$635,000
	Zoological Society of Florida, Inc.	Support for Zoo Miami	\$293,000
			<i>Sub-Total: FY 2015-16 Community-Based Cultural Facilities Direct Allocations:</i>
			\$1,304,000
			Grand Total: FY 2015-16 Funding to Cultural Organizations through the Department of Cultural Affairs:
			\$13,971,000

Fire Rescue

SWEETWATER FIRE RESCUE (STATION 29)

PROJECT #: 5410

DESCRIPTION: Provide temporary relocation of Station 29 and rebuild facility due to FDOT widening of SW 107 Ave
 LOCATION: 351 SW 107 Ave District Located: 12
 Sweetwater District(s) Served: 12

REVENUE SCHEDULE:	PRIOR	2015-16	2016-17	2017-18	2018-19	2019-20	2020-21	FUTURE	TOTAL
2006 Sunshine State Financing	3,000	0	0	0	0	0	0	0	3,000
FDOT Funds	0	1,500	0	0	0	0	0	0	1,500
TOTAL REVENUES:	3,000	1,500	0	0	0	0	0	0	4,500
EXPENDITURE SCHEDULE:	PRIOR	2015-16	2016-17	2017-18	2018-19	2019-20	2020-21	FUTURE	TOTAL
Art Allowance	0	51	0	0	0	0	0	0	51
Building Acquisition/Improvements	0	500	0	0	0	0	0	0	500
Construction	0	2,000	1,422	0	0	0	0	0	3,422
Furniture Fixtures and Equipment	0	63	0	0	0	0	0	0	63
Planning and Design	0	220	0	0	0	0	0	0	220
Project Administration	0	100	0	0	0	0	0	0	100
Project Contingency	0	115	0	0	0	0	0	0	115
Technology Hardware/Software	0	29	0	0	0	0	0	0	29
TOTAL EXPENDITURES:	0	3,078	1,422	0	0	0	0	0	4,500

FIRE RESCUE STATION RENOVATIONS

PROJECT #: 374900

DESCRIPTION: Remodel bathrooms at stations 4, 11, and 17; remodel kitchens at various stations; and complete Phase II at Station 40
 LOCATION: Various Sites District Located: 1, 8, 13
 Fire Rescue District District(s) Served: 1, 8, 13

REVENUE SCHEDULE:	PRIOR	2015-16	2016-17	2017-18	2018-19	2019-20	2020-21	FUTURE	TOTAL
2006 Sunshine State Financing	1,500	0	0	0	0	0	0	0	1,500
TOTAL REVENUES:	1,500	0	0	0	0	0	0	0	1,500
EXPENDITURE SCHEDULE:	PRIOR	2015-16	2016-17	2017-18	2018-19	2019-20	2020-21	FUTURE	TOTAL
Construction	1,200	300	0	0	0	0	0	0	1,500
TOTAL EXPENDITURES:	1,200	300	0	0	0	0	0	0	1,500

Building Better Communities General Obligation Bond Program (BBC GOB)**ACQUIRE OR CONSTRUCT FUTURE MULTI-PURPOSE FACILITIES IN UMSA**

PROJECT #: 117400

DESCRIPTION: Acquire or construct future multi-purpose facilities in the Unincorporated Municipal Service Area

LOCATION: To Be Determined
To Be DeterminedDistrict Located:
District(s) Served:Unincorporated Municipal Service Area
Unincorporated Municipal Service Area

REVENUE SCHEDULE:	PRIOR	2015-16	2016-17	2017-18	2018-19	2019-20	2020-21	FUTURE	TOTAL
BBC GOB Financing	0	0	0	0	0	0	0	2,890	2,890
TOTAL REVENUES:	0	0	0	0	0	0	0	2,890	2,890
EXPENDITURE SCHEDULE:	PRIOR	2015-16	2016-17	2017-18	2018-19	2019-20	2020-21	FUTURE	TOTAL
Construction	0	0	0	0	0	0	0	2,830	2,830
Land Acquisition/Improvements	0	0	0	0	0	0	0	60	60
TOTAL EXPENDITURES:	0	0	0	0	0	0	0	2,890	2,890

NEW HAITIAN COMMUNITY CENTER - BUILDING BETTER COMMUNITIES BOND PROGRAM

PROJECT #: 935350

DESCRIPTION: Acquire or construct a Haitian Community Center

LOCATION: 690 NE 159 St
Unincorporated Miami-Dade CountyDistrict Located:
District(s) Served:2
Countywide

REVENUE SCHEDULE:	PRIOR	2015-16	2016-17	2017-18	2018-19	2019-20	2020-21	FUTURE	TOTAL
BBC GOB Financing	485	857	6,200	4,140	0	0	0	0	11,682
BBC GOB Series 2008B	31	0	0	0	0	0	0	0	31
BBC GOB Series 2008B-1	2	0	0	0	0	0	0	0	2
BBC GOB Series 2013A	174	0	0	0	0	0	0	0	174
BBC GOB Series 2014A	711	0	0	0	0	0	0	0	711
TOTAL REVENUES:	1,403	857	6,200	4,140	0	0	0	0	12,600
EXPENDITURE SCHEDULE:	PRIOR	2015-16	2016-17	2017-18	2018-19	2019-20	2020-21	FUTURE	TOTAL
Construction	752	457	6,200	4,140	0	0	0	0	11,549
Permitting	10	100	0	0	0	0	0	0	110
Planning and Design	636	300	0	0	0	0	0	0	936
Project Administration	5	0	0	0	0	0	0	0	5
TOTAL EXPENDITURES:	1,403	857	6,200	4,140	0	0	0	0	12,600

ARCOLA LAKES PARK - BUILDING BETTER COMMUNITIES BOND PROGRAM

PROJECT#: 938870

DESCRIPTION: Construct a new one story senior center building, outdoor aquatic pool, vehicular and pedestrian circulation, parking, and landscaping irrigation

LOCATION: 1301 NW 83 St
Unincorporated Miami-Dade County

District Located: 2
District(s) Served: Countywide

REVENUE SCHEDULE:	PRIOR	2015-16	2016-17	2017-18	2018-19	2019-20	2020-21	FUTURE	TOTAL
BBC GOB Financing	100	0	367	0	0	0	0	0	467
BBC GOB Interest	300	0	0	0	0	0	0	0	300
BBC GOB Series 2005A	209	0	0	0	0	0	0	0	209
BBC GOB Series 2008B	176	0	0	0	0	0	0	0	176
BBC GOB Series 2008B-1	119	0	0	0	0	0	0	0	119
BBC GOB Series 2011A	865	0	0	0	0	0	0	0	865
BBC GOB Series 2013A	2,271	0	0	0	0	0	0	0	2,271
BBC GOB Series 2014A	1,593	0	0	0	0	0	0	0	1,593
TOTAL REVENUES:	5,633	0	367	0	0	0	0	0	6,000
EXPENDITURE SCHEDULE:	PRIOR	2015-16	2016-17	2017-18	2018-19	2019-20	2020-21	FUTURE	TOTAL
Construction	5,138	0	367	0	0	0	0	0	5,505
Permitting	21	0	0	0	0	0	0	0	21
Planning and Design	356	0	0	0	0	0	0	0	356
Project Administration	118	0	0	0	0	0	0	0	118
TOTAL EXPENDITURES:	5,633	0	367	0	0	0	0	0	6,000

OAK GROVE PARK - BUILDING BETTER COMMUNITIES BOND PROGRAM

PROJECT#: 935510

DESCRIPTION: Construct local park improvements including restroom renovation, playground, picnic area, pedestrian circulation improvements, and landscaping

LOCATION: 690 NE 159 St
Unincorporated Miami-Dade County

District Located: 2
District(s) Served: 2

REVENUE SCHEDULE:	PRIOR	2015-16	2016-17	2017-18	2018-19	2019-20	2020-21	FUTURE	TOTAL
BBC GOB Financing	0	0	476	0	0	0	0	0	476
BBC GOB Series 2008B	32	0	0	0	0	0	0	0	32
BBC GOB Series 2008B-1	410	0	0	0	0	0	0	0	410
TOTAL REVENUES:	442	0	476	0	0	0	0	0	918
EXPENDITURE SCHEDULE:	PRIOR	2015-16	2016-17	2017-18	2018-19	2019-20	2020-21	FUTURE	TOTAL
Construction	406	0	476	0	0	0	0	0	882
Permitting	3	0	0	0	0	0	0	0	3
Planning and Design	10	0	0	0	0	0	0	0	10
Project Administration	1	0	0	0	0	0	0	0	1
Project Contingency	22	0	0	0	0	0	0	0	22
TOTAL EXPENDITURES:	442	0	476	0	0	0	0	0	918

Public Works and Waste Management

IMPROVEMENTS TO SOUTH MIAMI AVENUE FROM SE 5 STREET TO SE 15 ROAD

PROJECT#: 1640

DESCRIPTION: Provide road improvements
 LOCATION: S Miami Ave from SE 5 St to SE 15 Rd
 City of Miami

District Located: 5
 District(s) Served: 5

REVENUE SCHEDULE:	PRIOR	2015-16	2016-17	2017-18	2018-19	2019-20	2020-21	FUTURE	TOTAL
Secondary Gas Tax	0	0	150	250	600	2,000	1,500	0	4,500
TOTAL REVENUES:	0	0	150	250	600	2,000	1,500	0	4,500
EXPENDITURE SCHEDULE:	PRIOR	2015-16	2016-17	2017-18	2018-19	2019-20	2020-21	FUTURE	TOTAL
Construction	0	0	0	0	600	2,000	1,500	0	4,100
Planning and Design	0	0	150	250	0	0	0	0	400
TOTAL EXPENDITURES:	0	0	150	250	600	2,000	1,500	0	4,500

PAVEMENT MARKINGS CONTRACT

PROJECT#: 606270

DESCRIPTION: Provide striping and replacement of pavement markings through outside contractors
 LOCATION: Countywide
 Throughout Miami-Dade County

District Located: Countywide
 District(s) Served: Countywide

REVENUE SCHEDULE:	PRIOR	2015-16	2016-17	2017-18	2018-19	2019-20	2020-21	FUTURE	TOTAL
Secondary Gas Tax	500	0	540	540	540	540	540	0	3,200
TOTAL REVENUES:	500	0	540	540	540	540	540	0	3,200
EXPENDITURE SCHEDULE:	PRIOR	2015-16	2016-17	2017-18	2018-19	2019-20	2020-21	FUTURE	TOTAL
Construction	500	0	540	540	540	540	540	0	3,200
TOTAL EXPENDITURES:	500	0	540	540	540	540	540	0	3,200

ROAD AND BRIDGE EMERGENCY BRIDGE REPAIRS/IMPROVEMENTS/PAINTING

PROJECT#: 607680

DESCRIPTION: Provide emergency repairs, improvements, and painting for County-maintained bridges
 LOCATION: Various Sites
 Throughout Miami-Dade County

District Located: Countywide
 District(s) Served: Countywide

REVENUE SCHEDULE:	PRIOR	2015-16	2016-17	2017-18	2018-19	2019-20	2020-21	FUTURE	TOTAL
Capital Impr. Local Option Gas Tax	0	52	0	0	0	0	0	0	52
Secondary Gas Tax	142	94	200	200	200	200	200	0	1,236
TOTAL REVENUES:	142	146	200	200	200	200	200	0	1,288
EXPENDITURE SCHEDULE:	PRIOR	2015-16	2016-17	2017-18	2018-19	2019-20	2020-21	FUTURE	TOTAL
Construction	142	146	200	200	200	200	200	0	1,288
TOTAL EXPENDITURES:	142	146	200	200	200	200	200	0	1,288

RAILROAD CROSSING IMPROVEMENTS

PROJECT#: 6031831

DESCRIPTION: Construct improvements at various railroad crossings
 LOCATION: Various Sites District Located: Countywide
 Throughout Miami-Dade County District(s) Served: Countywide

REVENUE SCHEDULE:	PRIOR	2015-16	2016-17	2017-18	2018-19	2019-20	2020-21	FUTURE	TOTAL
Secondary Gas Tax	250	250	500	500	500	500	500	0	3,000
TOTAL REVENUES:	250	250	500	500	500	500	500	0	3,000
EXPENDITURE SCHEDULE:	PRIOR	2015-16	2016-17	2017-18	2018-19	2019-20	2020-21	FUTURE	TOTAL
Construction	250	250	500	500	500	500	500	0	3,000
TOTAL EXPENDITURES:	250	250	500	500	500	500	500	0	3,000

GUARDRAIL SAFETY IMPROVEMENTS

PROJECT#: 6030281

DESCRIPTION: Repair guardrails on various County roadways to improve safety
 LOCATION: Various Sites District Located: Countywide
 Throughout Miami-Dade County District(s) Served: Countywide

REVENUE SCHEDULE:	PRIOR	2015-16	2016-17	2017-18	2018-19	2019-20	2020-21	FUTURE	TOTAL
Capital Impgt, Local Option Gas Tax	0	100	0	0	0	0	0	0	100
Secondary Gas Tax	200	0	500	500	500	500	500	0	2,700
TOTAL REVENUES:	200	100	500	500	500	500	500	0	2,800
EXPENDITURE SCHEDULE:	PRIOR	2015-16	2016-17	2017-18	2018-19	2019-20	2020-21	FUTURE	TOTAL
Construction	200	100	500	500	500	500	500	0	2,800
TOTAL EXPENDITURES:	200	100	500	500	500	500	500	0	2,800

GUARDRAIL SAFETY IMPROVEMENTS

PROJECT#: 6030281

DESCRIPTION: Repair guardrails on various County roadways to improve safety
 LOCATION: Various Sites District Located: Countywide
 Throughout Miami-Dade County District(s) Served: Countywide

REVENUE SCHEDULE:	PRIOR	2015-16	2016-17	2017-18	2018-19	2019-20	2020-21	FUTURE	TOTAL
Capital Impgt, Local Option Gas Tax	0	100	0	0	0	0	0	0	100
Secondary Gas Tax	200	0	500	500	500	500	500	0	2,700
TOTAL REVENUES:	200	100	500	500	500	500	500	0	2,800
EXPENDITURE SCHEDULE:	PRIOR	2015-16	2016-17	2017-18	2018-19	2019-20	2020-21	FUTURE	TOTAL
Construction	200	100	500	500	500	500	500	0	2,800
TOTAL EXPENDITURES:	200	100	500	500	500	500	500	0	2,800

ATTACHMENT E

TRAFFIC CONTROL DEVICES-SIGNALIZATION ROAD IMPACT FEE DISTRICT 04

PROJECT#: 606110

DESCRIPTION: Install traffic control devices at intersections that are not currently signalized
 LOCATION: Road Impact Fee District 04
 Throughout Miami-Dade County

District Located: Countywide
 District(s) Served: Countywide

REVENUE SCHEDULE:	PRIOR	2015-16	2016-17	2017-18	2018-19	2019-20	2020-21	FUTURE	TOTAL
Road Impact Fees	0	53	53	79	82	82	0	0	349
TOTAL REVENUES:	0	53	53	79	82	82	0	0	349
EXPENDITURE SCHEDULE:	PRIOR	2015-16	2016-17	2017-18	2018-19	2019-20	2020-21	FUTURE	TOTAL
Construction	0	43	43	61	64	64	0	0	275
Planning and Design	0	5	5	9	9	9	0	0	37
Project Administration	0	5	5	9	9	9	0	0	37
TOTAL EXPENDITURES:	0	53	53	79	82	82	0	0	349

Estimated Annual Operating Impact will begin in FY2018-19 in the amount of \$44,800

RESURFACING ARTERIAL STREETS - ROAD IMPACT FEE DISTRICT 04

PROJECT#: 604610

DESCRIPTION: Resurface arterial streets to include paving, widening, drainage, and striping
 LOCATION: Road Impact Fee District 04
 Throughout Miami-Dade County

District Located: Countywide
 District(s) Served: Countywide

REVENUE SCHEDULE:	PRIOR	2015-16	2016-17	2017-18	2018-19	2019-20	2020-21	FUTURE	TOTAL
Road Impact Fees	0	53	53	80	83	83	0	0	352
TOTAL REVENUES:	0	53	53	80	83	83	0	0	352
EXPENDITURE SCHEDULE:	PRIOR	2015-16	2016-17	2017-18	2018-19	2019-20	2020-21	FUTURE	TOTAL
Construction	0	43	43	62	65	65	0	0	278
Planning and Design	0	5	5	9	9	9	0	0	37
Project Administration	0	5	5	9	9	9	0	0	37
TOTAL EXPENDITURES:	0	53	53	80	83	83	0	0	352

IMPROVEMENTS TO INTERSECTIONS IN ROAD IMPACT FEE DISTRICT 04

PROJECT#: 609310

DESCRIPTION: Install turn bays and other operational intersections improvements to increase vehicular traffic capacity and safety
 LOCATION: Road Impact Fee District 04
 Throughout Miami-Dade County

District Located: Countywide
 District(s) Served: Countywide

REVENUE SCHEDULE:	PRIOR	2015-16	2016-17	2017-18	2018-19	2019-20	2020-21	FUTURE	TOTAL
Road Impact Fees	0	53	53	79	82	82	0	0	349
TOTAL REVENUES:	0	53	53	79	82	82	0	0	349
EXPENDITURE SCHEDULE:	PRIOR	2015-16	2016-17	2017-18	2018-19	2019-20	2020-21	FUTURE	TOTAL
Construction	0	43	43	61	64	64	0	0	275
Planning and Design	0	5	5	9	9	9	0	0	37
Project Administration	0	5	5	9	9	9	0	0	37
TOTAL EXPENDITURES:	0	53	53	79	82	82	0	0	349

ATTACHMENT E

IMPROVEMENTS ON SW 142 AVENUE FROM SW 26 STREET TO SW 8 STREET

PROJECT #: 605060

DESCRIPTION: Realign road, improve intersections, resurface, construct sidewalks, and install remedial drainage on one mile roadway
 LOCATION: SW 142 Ave from SW 26 St to SW 8 St District Located: 11
 Unincorporated Miami-Dade County District(s) Served: Countywide

REVENUE SCHEDULE:	PRIOR	2015-16	2016-17	2017-18	2018-19	2019-20	2020-21	FUTURE	TOTAL
Road Impact Fees	1,422	0	1,413	0	0	0	0	0	2,835
TOTAL REVENUES:	1,422	0	1,413	0	0	0	0	0	2,835
EXPENDITURE SCHEDULE:	PRIOR	2015-16	2016-17	2017-18	2018-19	2019-20	2020-21	FUTURE	TOTAL
Construction	0	0	2,208	0	0	0	0	0	2,208
Planning and Design	92	200	0	0	0	0	0	0	292
Project Administration	0	100	235	0	0	0	0	0	335
TOTAL EXPENDITURES:	92	300	2,443	0	0	0	0	0	2,835

LUDLAM BIKEPATH - BUILDING BETTER COMMUNITIES BOND PROGRAM

PROJECT #: 939080

DESCRIPTION: Provide funding for right-of-way acquisition and development of path along former Florida East Coast (FEC) Railroad
 LOCATION: FEC railroad from Dadeland North to NW 12 St District Located: 6, 7
 Unincorporated Miami-Dade County District(s) Served: Countywide

REVENUE SCHEDULE:	PRIOR	2015-16	2016-17	2017-18	2018-19	2019-20	2020-21	FUTURE	TOTAL
BBC GOB Financing	0	500	1,235	0	0	0	0	0	1,735
FDOT Funds	1,040	0	0	0	0	0	0	0	1,040
Road Impact Fees	0	0	1,500	1,500	0	0	0	0	3,000
TOTAL REVENUES:	1,040	500	2,735	1,500	0	0	0	0	5,775
EXPENDITURE SCHEDULE:	PRIOR	2015-16	2016-17	2017-18	2018-19	2019-20	2020-21	FUTURE	TOTAL
Construction	0	350	2,485	1,500	0	0	0	0	4,335
Planning and Design	1,040	150	250	0	0	0	0	0	1,440
TOTAL EXPENDITURES:	1,040	500	2,735	1,500	0	0	0	0	5,775

Estimated Annual Operating Impact will begin in FY 2017-18 in the amount of \$43,000

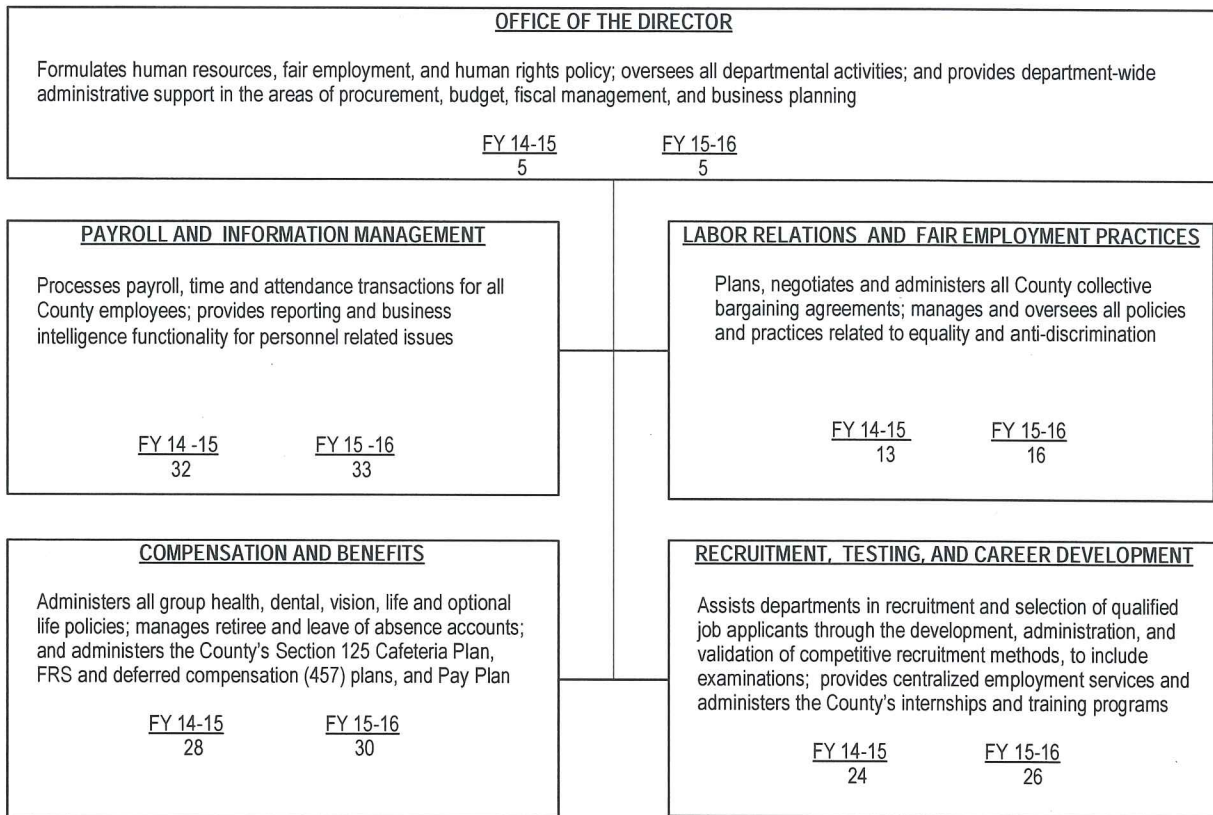
CONSTRUCTION OF OLD CUTLER ROAD BRIDGE OVER C-100 CANAL

PROJECT #: 608290

DESCRIPTION: Upgrade bridge parapet walls and replace or modify existing structure to safely convey vehicular, pedestrian, and bicycle traffic
 LOCATION: Old Cutler Rd and SW 173 St District Located: 8
 Palmetto Bay District(s) Served: 8, 9

REVENUE SCHEDULE:	PRIOR	2015-16	2016-17	2017-18	2018-19	2019-20	2020-21	FUTURE	TOTAL
BBC GOB Financing	0	210	590	0	0	0	0	0	800
TOTAL REVENUES:	0	210	590	0	0	0	0	0	800
EXPENDITURE SCHEDULE:	PRIOR	2015-16	2016-17	2017-18	2018-19	2019-20	2020-21	FUTURE	TOTAL
Construction	0	20	590	0	0	0	0	0	610
Planning and Design	0	190	0	0	0	0	0	0	190
TOTAL EXPENDITURES:	0	210	590	0	0	0	0	0	800

Human Resources Department



<u>OFFICE OF THE DIRECTOR/ ADMINISTRATION</u>		
<p>Provides management direction and administration for departmental operations; provides legal counsel and strategic planning and development</p>		
	<u>FY 14-15</u> 45	<u>FY 15-16</u> 45
<p style="text-align: center;"><u>SUPPORT SERVICES</u></p> <p>Provides communications, central records, and property and evidence management; responsible for information systems, fleet, and facilities management; conducts false alarm investigations; responsible for Headquarters security and provides psychological services for employees; provides court security and serves writs; responsible for the DARE, PAL, and other student programs; manages the School Crossing Guards program; disseminates information to the media and the public; and is responsible for budget, finance, procurement, personnel, grants, legislative coordination, and planning; coordinates training activities</p>	<p style="text-align: center;"><u>POLICE SERVICES</u></p> <p>Provides uniformed patrol services, responds to calls, investigates offenses and apprehends offenders; provides decentralized general investigative services; engages in special enforcement for prevention of criminal activities; manages contracted police services with municipalities; provides specialized police functions including aviation, motorcycle, and marine; provides crowd control, hostage negotiation, canine response, bomb disposal, and critical incident response</p>	<p style="text-align: center;"><u>INVESTIGATIVE SERVICES</u></p> <p>Provides centralized specialized criminal investigation of robberies, homicides, sexual, domestic, narcotics, and economic crimes; provides investigative support in the processing, safekeeping, and preservation of evidence; manages the crime laboratory and conducts crime scene investigations; provides sheriff and specialized services; processes and secures criminal warrants; is responsible for professional compliance and investigates complaints about departmental employees; conducts public corruption investigations; and is responsible for homeland security</p>
	<u>FY 14-15</u> 901	<u>FY 15-16</u> 903
	<u>FY 14-15</u> 2,120	<u>FY 15-16</u> 2,142
	<u>FY 14-15</u> 946	<u>FY 15-16</u> 928

The FY 2015-16 total number of full-time equivalent positions is 4,284

Memorandum

MIAMI-DADE
COUNTY

Date: September 3, 2015

Item I - Supplement

To: Honorable Chairman Jean Monestime
and Members, Board of County Commissioners

From: Carlos A. Gimenez
Mayor

Subject: Supplemental Information for First Budget Hearing – FY 2015-16 Proposed Budget

The Port of Miami Implementing Order 4-4 included as Attachment A to Agenda Item I was inadvertently missing pages 37A, 41A, and 41B. The new implementing order has been corrected and is attached as part of this item.

Attachment

mayor06315

I.O. No.: 4-4
Ordered: 9/18/2014
Effective: 10/1/2014

MIAMI-DADE COUNTY
IMPLEMENTING ORDER

PORT OF MIAMI TERMINAL TARIFF NO. 010

AUTHORITY:

The Miami-Dade County Home Rule Amendment Charter, including, among others, Sections 1.01 and 2.02A.

SUPERSEDES:

This Implementing Order supersedes prior Implementing Orders and revisions to PortMiami Terminal Tariff No. 010 as it relates to those items specified in the attached Tariff pages. Any items not expressly superseded herein remain in effect.

POLICY:

Port of Miami Terminal Tariff No. 010 shall be established providing for the rates, rules and regulations for the Seaport facilities of Miami-Dade County, Florida.

PROCEDURE:

The Director of the Dante B. Fascell Port of Miami-Dade (PortMiami) is responsible for the operation and management of the Port Miami, including establishing rates and fees for usage of Port facilities and collection of same. Reviews and revisions of rates and fees will occur on an annual basis with recommendations for changes forwarded to the County Mayor.

TARIFF:

The Tariff items adopted by this Implementing Order have been presented and are considered a part hereof. In accordance with Section 2.3 of the Code of Miami-Dade County, these official Tariff items are also filed with the Clerk of the Board of County Commissioners. Items, which are charged by the Port of Miami, shall be the same as those listed in the official PortMiami Terminal Tariff No. 010 on file with the Clerk of the County Commission.

This Implementing Order is hereby submitted to the Board of County Commissioners of Miami-Dade County, Florida.

Approved by the County Attorney as
to form and legal sufficiency _____

(Effective October 1, 2014 2015)

PORTMIAMI.

FFMC - T No 010

**TERMINAL TARIFF NO. 010
RATES RULES AND REGULATIONS
FOR THE
SEAPORT FACILITIES
OF
MIAMI-DADE COUNTY
FLORIDA**

3rd REVISED [title page] EFFECTIVE: October 1, 2014 2015

**THIS TARIFF IS ISSUED BY THE MIAMI-DADE COUNTY
MAYOR UNDER AUTHORITY OF ADMINISTRATIVE
ORDER NO. 4-4 PURSUANT TO SECTION 4.02 OF THE
HOME RULE CHARTER; MIAMI-DADE COUNTY
HAVING JURISDICTION OVER AND CONTROL OF THE
OPERATION OF THE DANTE B. FASCELL PORT OF
MIAMI-DADE.**

FOR FURTHER INFORMATION ADDRESS

**PORT DIRECTOR
DANTE B. FASCELL PORT OF MIAMI-DADE
1015 NORTH AMERICA WAY
MIAMI, FLORIDA 33132
(305) 371-7678**

TARIFF NO. 010

CHECK SHEET

PAGE NUMBER	REVISION	EFFECTIVE DATE	PAGE NUMBER	REVISION	EFFECTIVE DATE
Title Page	3 rd Revised	10-01-14 <u>15</u>	24	11 th <u>12th</u> Revised	10-01-14 <u>15</u>
Table of Contents	Original	03-31-94	25	2 nd Revised	10-01-14
00	26 th <u>33rd</u> Revised	10-01-10 <u>15</u>	26	16 th <u>17th</u> Revised	10-01-14 <u>15</u>
00-A	Original 1 st Revised	03-31-94 10-01-15	27	17 th <u>18th</u> Revised	10-01-14 <u>15</u>
00-B	1 st Revised	02-05-00	28	2 nd Revised	02-05-00
00-C	1 st Revised	10-01-99	29	20 th <u>21st</u> Revised	10-01-14 <u>15</u>
1	5 th <u>6th</u> Revised	10-01-13 <u>15</u>	29A	1 st Revised	10-01-05
2	3 rd <u>4th</u> Revised	10-01-14 <u>15</u>	30	5 th Revised	10-01-14
3	2 nd <u>3rd</u> Revised	10-01-14 <u>15</u>	31	1 st <u>2nd</u> Revised	10-01-99 <u>15</u>
4	6 th <u>7th</u> Revised	11-01-12 10-01-15	32	1 st Revised	10-01-14
5	Original 1 st Revised	03-31-94 10-01-15	33	8 th <u>9th</u> Revised	10-01-14 <u>15</u>
6	4 th Revised	04-15-05	34	3 rd Revised	10-01-14
7	1 st Revised	02-05-00	35	4 th Revised	10-01-07
8	3 rd Revised	10-01-03	35A	4 th Revised	10-01-14
9	5 th <u>6th</u> Revised	10-01-14 <u>15</u>	36	2 nd Revised	10-01-11
9A	4 th Revised	10-01-14	37	9 th <u>10th</u> Revised	10-01-14 <u>15</u>
9A-1	2 nd Revised	10-01-14	37A	Original	10-01-12
9B	1 st Revised	10-01-14	38	15 th <u>16th</u> Revised	10-01-14 <u>15</u>
10	2 nd Revised	10-01-13	39	13 th Revised	10-01-13
11	6 th <u>7th</u> Revised	10-01-13 <u>15</u>	40	10 th Revised	10-01-13
12	2 nd <u>3rd</u> Revised	10-01-13 <u>15</u>	41	20 th <u>21st</u> Revised	10-01-14 <u>15</u>
13	1 st Revised	02-05-00	41A	Reinstated	10-01-10
14	1 st <u>2nd</u> Revised	02-05-00 10-01-15	41B	Original	10-01-13
15	1 st Revised	06-01-98	42	12 th <u>13th</u> Revised	10-01-14 <u>15</u>
16	7 th <u>8th</u> Revised	10-01-07 <u>15</u>	43	Original	03-31-94
17	2 nd <u>3rd</u> Revised	10-01-02 <u>15</u>	44	Original	03-31-94
18	2 nd <u>3rd</u> Revised	10-01-14 <u>15</u>	45	Original	03-31-94
19	3 rd Revised	10-01-02	46	3 rd Revised	10-01-14
20	22 nd <u>23rd</u> Revised	10-01-14 <u>15</u>	47	3 rd Revised	10-01-14
21	16 th <u>17th</u> Revised	10-01-14 <u>15</u>	48	3 rd Revised	10-01-14
22	16 th <u>17th</u> Revised	10-01-14 <u>15</u>	Index	2 nd <u>3rd</u> Revised	10-01-14 <u>15</u>
23	22 nd <u>23rd</u> Revised	10-01-14 <u>15</u>			

TARIFF NO. 010

~~ORIGINAL~~ 1st REVISED PAGE 00-AISSUED: ~~_____~~ JANUARY 1, 1994

EFFECTIVE: MARCH 31, 1994 OCTOBER 1, 2015

CORRECTION SHEET

Reference marks and symbols used to indicate the effect of corrections to this Tariff are in compliance with FMC General Order 13, as amended as follows:

- (R) To denote a reduction
- (A) To denote an increase
- (C) To denote changes in wording or item number which result in neither an increase nor decrease in charges
- (D) To denote a deletion
- (E) To denote an exception to a general change
- (N) To denote reissued matter
- (I) To denote new or initial matter

ISSUED BY

MIAMI-DADE COUNTY SEAPORT DEPARTMENT

TARIFF NO. 010

1st REVISED

PAGE 00-B

UNITS OF WEIGHT & MEASURE

EFFECTIVE: FEBRUARY 5, 2000

Customary international (metric) and U.S. units of weight and measure governing the determination of rates and charges assessed under this Tariff are as follows:

1 Acre	43,560	Square Feet
1 Kilogram	2.2046	Pounds
1,000 Kilograms	2,204.62	Pounds (1 Metric Ton)
1 Pound	0.4536	Kilograms
2,000 Pounds	907.1847	Kilograms (1 Short Ton)
1 Metric ton (1 Kilo ton)	1.1023	Short Tons
1 Short Ton	2,000	Pounds
1 Short Ton	0.9072	Metric Ton
1 Long Ton	2,240	Pounds
1 Foot	0.3048	Meter
1 Meter	3.2808	Feet
1 Cubic Foot	0.0283	Cubic Meters
1 Cubic Meter	35.315	Cubic Feet
1 Bushel Grain (US) 60 Pounds	27.216	Kilograms
1 Barrel (US) 42 Gallons	158.9873	Liters
1 Cubic Meter	423.792	Ft. Board Measure
1,000 Ft. Board Measure	83.33	Cubic Feet
1,000 Ft. Board Measure	2.36	Cubic Meters
6.4 Barrels (US, Bunker Fuel Only)	1,000	Kilograms
1 Liter	0.2642	Gallons
1 Gallon	3.7854	Liters
1 Gallon (Fresh Water)	8.34	Pounds

ISSUED BY

MIAMI-DADE COUNTY SEAPORT DEPARTMENT

TARIFF NO. 010

1st REVISEDPAGE 00-CMETRIC CONVERSION GUIDEEFFECTIVE: OCTOBER 1, 1999

<u>TO CHANGE</u>	<u>TO</u>	<u>MULTIPLY BY</u>
Cubic Feet	Cubic Meters	0.0283
Cubic Meters	Cubic Feet	35.3145
Cubic Meters	Cubic Yards	1.3079
Cubic Yards	Cubic Meters	0.7646
Feet	Meters	0.3048
Gallons (US)	Liters	3.7854
Inches	Millimeters	25.4000
Inches	Centimeters	2.5400
Kilograms	Pounds	2.2046
Liters	Gallons (US)	0.2642
Liters	Pints (Dry)	1.8162
Liters	Pints (Liquid)	2.1134
Liters	Quarts (Dry)	0.9081
Liters	Quarts (Liquid)	1.0567
Meters	Feet	3.2808
Meters	Yards	1.0936
Metric Tons	Tons (Long)	.8942
Metric Tons	Tons (Short)	1.1023
Millimeters	Inches	0.0394
Miles	Kilometers	1.6093
Pints (Dry)	Liters	0.5506
Pints (Liquid)	Liters	0.4732
Pounds	Kilograms	0.4536
Quarts (Dry)	Liters	1.1012
Quarts (Liquid)	Liters	0.9463
Square Feet	Square Meters	0.0929
Square Meters	Square Feet	10.7639
Square Yards	Square Meters	.8361
Tons (Long)	Metric Tons	1.0160
Tons (Short)	Metric Tons	0.9072
Yards	Meters	0.9144

ISSUED BY

MIAMI-DADE COUNTY SEAPORT DEPARTMENT

TARIFF NO. 010

5th 6th REVISEDPAGE 1SECTION ONE
DEFINITIONSEFFECTIVE: OCTOBER 1, 2013 2015

FMC SUBRULE: 34-A01

FOR EXPLANATION OF SYMBOLS, SEE PAGE 0-A (AFTER TITLE PAGE)

County Commission approved contracts with one or more cruise lines allowing access to certain County service contracts for the provision of cruise related stevedoring, security, and/or pier check-in services.	ACCESS AGREEMENTS	ITEM 99-100 (C)
The granting of permission to use a specified berth.	BERTH ASSIGNMENT	400-101 (C)
Each 24-hour period or fraction thereof during which a vessel occupies an assigned berth.	BERTH DAY	102
A unit of quantity for lumber equal to the volume of a board that is 12x12x1 inches - abbr. BF. If the number of BF is not listed on the manifest, then all charges will be assessed by manifested weight.	BOARD FOOT	103
The service of counting and checking cargo against appropriate documents for the account of the cargo or the vessel, or other person requesting same.	CHECKING	104
Miami-Dade County, organized and existing under and by the virtue of the laws of the State of Florida, and situated in the County of Miami-Dade in Florida.	COUNTY	406-105 (C)
The legislative governing body of Miami-Dade County as provided for in the charter of Miami-Dade County.	COUNTY COMMISSION	408-106 (C)
The administrative head of Miami-Dade County who is responsible for the efficient operation of all County Departments.	COUNTY MAYOR	440-107 (C)
Dangerous cargo (includes hazardous materials, explosives, radioactive materials, etc.) Items included in Title 33 of the Code of Federal Regulations Section 160.203 and further defined in sections referenced therein.	DANGEROUS CARGO	444-108 (C)
The charges assessed against a vessel for berthing at a wharf, pier, bulkhead structure, or bank, or for mooring to a vessel so berthed.	DOCKAGE	442-109 (C)
A plan developed to ensure the application of security measures designed to protect the facility and its servicing vessels or those vessels interfacing with the facility, their cargoes, and persons on board at the respective MARSEC Levels pursuant to all applicable laws including but not limited to 33 Code of Federal Regulation 101.105, et seq.	FACILITY SECURITY PLAN (FSP)	443-110 (C)
Any twelve (12) months period from October 1 st to September 30 th of the following year.	FISCAL YEAR	111 (I) (C)
The specified period during which cargo may occupy space assigned to it on terminal property free of wharf demurrage or terminal storage charges immediately prior to the loading or subsequent to the discharge of such cargo on or off the vessel.	FREE TIME	444-112 (C)
The service of physically moving cargo between point of rest and any place of on the terminal facility, other than the end of ship's tackle.	HANDLING	446-113 (C)

ISSUED BY

MIAMI-MIAMI-DADE COUNTY SEAPORT DEPARTMENT

TARIFF NO. 010

3rd 4th REVISED PAGE 2

**SECTION ONE
DEFINITIONS**

EFFECTIVE: OCTOBER 1, 2014 2015

FMC SUBRULE: 34-A01

FOR EXPLANATION OF SYMBOLS, SEE PAGE 0-A (AFTER TITLE PAGE)

<p>The service of providing heavy lift cranes and equipment for lifting cargo.</p>	<p>HEAVY LIFT</p>	<p><u>ITEM</u> 448 114 (C)</p>
<p>New Year's Day.....January 1 Martin Luther King's Birthday.....3rd Monday in January Presidents' Day.....3rd Monday in February Memorial Day.....Last Monday in May Independence Day.....July 4 Labor Day.....1st Monday in September Columbus Day.....2nd Monday in October Veterans' Day.....November 11 Thanksgiving Day.....4th Thursday in November Christmas Day.....December 25</p> <p>In the event a legal holiday falls on a Saturday, it is celebrated on the preceding Friday, and in the event a legal holiday falls on a Sunday, it is celebrated on the succeeding Monday.</p>	<p>PORT LEGAL HOLIDAYS (For billing purposes only)</p>	<p>449 115 (C)</p>
<p>The service of loading or unloading cargo between any place on the terminal and railroad cars, trucks, lighters or barges or any other means of conveyance to or from the terminal facility.</p>	<p>LOADING AND UNLOADING</p>	<p>420 116 (C)</p>
<p>Any Person carrying on the business of furnishing wharfage, dock, warehouse, or other marine terminal services or facilities in connection with a common carrier by water in the United States or its possessions.</p>	<p>OPERATOR</p>	<p>422 117 (C)</p>
<p>Port of Miami-Dade does not provide longshoremen, checkers or handlers for cargo or baggage; nor does it handle, count, or provide guards or security for cargo and ships. These services are provided by franchised stevedoring, cargo handling, and steamship agency firms. A list of firms authorized to perform these services is available upon request from the Seaport Marketing Division, Permit Section.</p>	<p>NON-OPERATING PORT</p>	<p>423 118 (C)</p>
<p>A notice issued by the United States Coast Guard or other federal, state or local agency for an alleged violation. The notice contains the applicable law or regulation violated and the corresponding proposed penalty and conditions to resolve the case.</p>	<p>NOTICE OF VIOLATION</p>	<p>423a 119 (C)</p>
<p>A passenger traveling in an American-flag vessel.</p>	<p>PASSENGER DOMESTIC</p>	<p>424 120 (C)</p>
<p>A passenger traveling in a foreign-flag vessel.</p>	<p>PASSENGER FOREIGN</p>	<p>426 121 (C)</p>

ISSUED BY

MIAMI-DADE COUNTY SEAPORT DEPARTMENT

TARIFF NO. 010

~~2nd~~ ^{3rd} **REVISED**

PAGE 3

EFFECTIVE: OCTOBER 1, 2014 2015

**SECTION ONE
DEFINITIONS**

FMC SUBRULE: 34-A01

FOR EXPLANATION OF SYMBOLS, SEE PAGE 0-A (AFTER TITLE PAGE)

<p>"Person" shall be defined in Florida Statutes Section 1.01 (3), and shall include <u>without limitations</u> municipal, governmental and public bodies and their agents, when such bodies or agents are using the Port terminal facility.</p>	<p>PERSON</p>	<p><u>ITEM</u> 128 <u>122</u> (C) (I)</p>
<p>That area on the terminal facility which is assigned for the receipt of inbound cargo from the ship and from which area inbound cargo may be delivered to the consignee, and that area which is assigned for the receipt of outbound cargo from shippers for vessel loading.</p>	<p>POINT OF REST</p>	<p>130 <u>123</u> (C)</p>
<p>This term is synonymous with the term "Seaport Director."</p>	<p>PORT DIRECTOR</p>	<p>132 <u>124</u> (C)</p>
<p>This term is synonymous with the term "Seaport Department," "Port," "Port of Miami," "Port of Miami-Dade, or" "PortMiami".</p>	<p>DANTE B. FASCELL PORT OF MIAMI-DADE (C)</p>	<p>134 <u>125</u> (C)</p>
<p><u>For purposes of multi-day cruise lines that have contractual multi-day cruise parking revenue sharing incentive rights, for clarification purposes, such multi-day cruise parking revenue sharing shall not include any parking revenue derived from or associated with daily cruises, non-revenue cruises, ferry services, cruises less than 24 hours in duration, cruises to nowhere, or any other category of service excluded from multi-day cruise parking revenue by or under any terms of this Tariff.</u></p>	<p>MULTI-DAY CRUISE PARKING REVENUE</p>	<p>126 (I)</p>
<p>A pronoun in one gender includes and applies to other genders as well.</p>	<p>PRONOUNS</p>	<p>135 <u>127</u> (C)</p>

ISSUED BY

MIAMI-DADE COUNTY SEAPORT DEPARTMENT

TARIFF NO. 010

6th 7th REVISED

PAGE 4

EFFECTIVE: NOVEMBER 1, 2012 OCTOBER 1,

2015

SECTION ONE
DEFINITIONS

FMC SUBRULE: 34-A01

FOR EXPLANATION OF SYMBOLS, SEE PAGE 0-A (AFTER TITLE PAGE)

		ITEM
One or more structures comprising a terminal unit, and including, but not limited to wharves, warehouses, covered and/or open storage space, cold storage plants, grain elevators and/or bulk cargo loading and/or unloading structures, landings and receiving stations, used for the transmission, care and convenience of cargo and/or passengers in the interchange of same between land and water carriers or between two water carriers.	PORT TERMINAL	136 128 (C)
<u>Any container, laden or empty, loaded onto or discharged from a vessel or barge in the Port of Miami, excluding transshipments.</u>	<u>QUALIFYING CONTAINER</u>	129 (I)
The department of Miami-Dade County created to operate, manage and develop the Seaport and terminal facilities of Miami-Dade County.	SEAPORT DEPARTMENT	138 130 (C)
The vessel representative responsible for the collection and payment of all charges assessed on a vessel for which they file a Request for Ship's Berth Assignment and provide accurate manifest documentation. All Ship Agents must be bonded and permitted by the Seaport Department to transact business at the Port of Miami.	SHIP AGENT	139 131 (C)
A vessel having a container/trailer capacity of 750 TEUs or less.	SMALL BOAT	140 132 (C)
A multi-day passenger vessel with an overall length of less than 800 feet (<u>excluding ferries and ferry services</u>) shall be deemed a "Small Passenger Vessel."	SMALL PASSENGER VESSEL (H) (C)	141 133 (C)
A publication containing the rates, charges, rules regulations and practices of any Person carrying on the business of furnishing wharfage, dock, warehouse, or other marine terminal services or facilities in connection with a common carrier by water in the United States or its possessions.	TARIFF	142 134 (C)
A schedule, tariff, supplement to, or revised or amended page of a schedule or tariff.	TARIFF PUBLICATION	144 135 (C)
The service of providing warehouse or other terminal facilities for the storing of inbound or outbound cargo, including wharf storage, shipside storage, closed or covered storage, open or ground storage, bonded storage and refrigerated storage, after storage arrangements have been made.	TERMINAL STORAGE	146 136 (C)

ISSUED BY

MIAMI-DADE COUNTY SEAPORT DEPARTMENT

TARIFF NO. 010

~~6th~~ 7th REVISED

PAGE 4

EFFECTIVE: NOVEMBER 1, 2012 OCTOBER 1,

2015

SECTION ONE
DEFINITIONS

FMC SUBRULE: 34-A01

FOR EXPLANATION OF SYMBOLS, SEE PAGE 0-A (AFTER TITLE PAGE)

TARIFF NO. 010

~~ORIGINAL~~ 1st REVISED PAGE 5

ISSUED: JANUARY 1, 1994

EFFECTIVE: MARCH 31, 1994 OCTOBER 1, 2015

**SECTION ONE
DEFINITIONS**

FMC SUBRULE: 34-A01

FOR EXPLANATION OF SYMBOLS, SEE PAGE 0-A (AFTER TITLE PAGE)

	USAGE	ITEM
The use of the terminal facility by any rail carrier, lighter operator, trucker, shipper or consignees, their agents, servants, and/or employees, when they perform their own car, lighter or truck loading or unloading, or the use of said facilities for any other gainful purpose for which a charge is not otherwise specified.		450 137 (C)
Except as otherwise provided in individual items, the term "vessel" means floating craft of every description, and shall include in its meanings the term "owners and agents" thereof.	VESSEL	452 138 (C)
A charge assessed against cargo remaining in or on terminal facilities after the expiration of free time unless arrangements have been made for storage. Wharf demurrage is also applicable to cargo remaining in or on terminal facilities after expiration of an authorized storage period.	WHARF DEMURRAGE	454 139 (C)
A charge, assessed against the cargo or vessel on all cargo passing or conveyed over, onto, or under wharves or between vessels (to or from barge, lighter, or water), when berthed at a wharf or when moored in slip adjacent to wharf. Wharfage is solely the charge for use of wharf and does not include charges for any other service.	WHARFAGE, CARGO	456 140 (C)
A charges assessed against a passenger on a vessel, other than a crew member, when embarking from or debarking to port property. Passenger wharfage is solely the charge for use of wharf and other passenger facilities and does not include charges for any other service.	WHARFAGE, PASSENGER	458 141 (C)

ISSUED BY

MIAMI-DADE COUNTY SEAPORT DEPARTMENT

TARIFF NO. 010

4th REVISED PAGE 6

EFFECTIVE: APRIL 15, 2005

**SECTION TWO
GENERAL RULES & REGULATIONS**

FMC SUBRULE: 34-A02

FOR EXPLANATION OF SYMBOLS, SEE PAGE 0-A (AFTER TITLE PAGE)

APPLICABILITY OF TARIFF		ITEM
<p>The charges, rates, rules and regulations published in this tariff shall apply equally to all users of, and all traffic on the waterways and facilities owned and operated by Miami-Dade County, Florida under the jurisdiction of the Seaport Department, on and after the effective date of this tariff or any supplements thereto.</p> <p>Should there be any matter requiring clarification or interpretation of any tariff item, the Seaport Director, by delegation from the County, shall be the sole judge as to the application and interpretation of this tariff.</p> <p>The Seaport Director shall have the authority to deny, cancel, refuse, suspend or revoke a company's permit when that company has violated tariff rules and regulations or has violated established Port procedures, or has withheld or falsified information, or has been involved in any type of unlawful activity.</p>	<p>APPLICATION OF TARIFF AND SUPPLEMENTS</p>	<p>200</p>
<p>The use of the waterways and piers, wharves, bulkhead, docks and other facilities under the jurisdiction of the Seaport Department shall constitute a consent to the terms and conditions of this tariff, and evidence an agreement on the parts of the vessels, their owners and agents, and other users of such waterways and facilities to pay all charges specified in this tariff and be governed by all rules and regulations published herein.</p>	<p>CONSENT TO TERMS OF TARIFF</p>	<p>202</p>
<p>A right of administrative review exists for actions or inactions of the Port Director and/or the Department pursuant to Section 28A-7, Code of Miami-Dade County.</p>	<p>APPEALS</p>	<p>204</p>

ISSUED BY

MIAMI-DADE COUNTY SEAPORT DEPARTMENT

TARIFF NO. 010

1st REVISED

PAGE 7

**SECTION TWO:
GENERAL RULES & REGULATIONS**

EFFECTIVE: FEBRUARY 5, 2000

FMC SUBRULE: 34-A03

FOR EXPLANATION OF SYMBOLS, SEE PAGE 0-A (AFTER TITLE PAGE)

ADMINISTRATIVE RESTRICTIONS, LIMITATIONS AND REQUIREMENTS		ITEM
<p>The Seaport Department is not obligated to provide storage or accommodation for property which has not been transported, nor is intended to be transported by water to or from the Port; nor is it obligated to provide extended storage or other services beyond reasonable capacity of the facilities; nor is it obligated to provide extended storage for any property in the course of normal operations, beyond a period of time determined by the Director.</p> <p>The Seaport Department is not obligated to accept any cargo, either inbound or outbound, which is not compatible with the accepted objectives of the Port and the established assurances to the community. The refusal of any such cargo is discretionary with the Director.</p> <p>The Seaport Department is not obligated to issue any permit, including stevedore permit or renewal. The Seaport shall consider other factors such as the granting or renewal of a permit does not lead to duplication of services that could lead to destructive competition or a reduction of the quality of services to our customers and persons using the Port of Miami-Dade and its facilities, and does not lead the Port of Miami-Dade to uncertainty, disruption and/or unstable environment in the rendering of such services.</p>	<p>GENERAL RESTRICTIONS AND LIMITATIONS</p>	<p>210</p>
<p>The Seaport Department shall not be responsible for any damages to freight being loaded, unloaded, handled, stored, or otherwise present on its facilities, or for loss of any freight or for any delay to same.</p> <p>The Seaport Department shall not be responsible for any loss or damage to freight on or in its facilities by reason of fire, leakage, evaporation, natural shrinkage, wastage, decay, animals, rats, mice, other rodents, moisture, the elements, discharge of water from sprinkler fire protection systems, or by or from any other cause.</p> <p>The Seaport Department shall not be responsible for delay, loss or damage arising from riots, strikes, or labor disturbances of any persons, or for any loss due to pilferage or thievery, or to any other cause.</p> <p>The Seaport Department shall not be responsible for any personal injuries or death resulting from any cause whatsoever on its properties or facilities.</p> <p>The Seaport Department shall not be relieved from liability for occurrences which are caused solely by its own negligence.</p>	<p>DISCLAIMER FOR LOSS OR DAMAGE</p>	<p>212</p>

ISSUED BY

MIAMI-DADE COUNTY SEAPORT DEPARTMENT

TARIFF NO. 010

3rd REVISED PAGE 8

EFFECTIVE: OCTOBER 1, 2003

**SECTION TWO
GENERAL RULES & REGULATIONS**

FMC SUBRULE: 34-A03

FOR EXPLANATION OF SYMBOLS, SEE PAGE 0-A (AFTER TITLE PAGE)

<p>The placing of property of any nature, including cargo on Seaport property pursuant to this tariff shall not be construed under any circumstances as a bailment of that property, and Miami-Dade County, its officers, employees, and agents, shall not be considered as bailee of any property whatsoever.</p>	<p>PLACEMENT GOODS NOT TO BE BAILMENT</p>	<p><u>ITEM</u> 213</p>
<p>Any cargo on which charges have not been collected within 90 days shall be considered abandoned cargo. The Seaport Department reserves the right to remove any or all such property to another part of the premises, or remove it and place in storage off the Port at the risk and expense of the owner. The Seaport Department may retain possession of the property until all charges have been paid. When the Director determines final abandonment of cargo in any instance, he shall dispose of same under established County procedures.</p>	<p>ABANDONED CARGO</p>	<p>214</p>
<p>All vessels, their owners and agents, and all other users of the waterways and facilities, shall furnish the Director copies of inbound or outbound manifest or other documents in a form satisfactory to the Director, or a full and correct statement, signed and certified to, on blanks furnished by the Seaport Department, showing weights or measurements of the various items discharged or loaded and the basis on which freight charges are assessed, within ten days after the arrival and/or departure of vessels, excepting Saturdays, Sundays and holidays.</p>	<p>FURNISHING CARGO STATEMENTS AND VESSEL REPORTS</p>	<p>216</p>
<p>It is the stevedores' responsibility to provide the Port of Miami-Dade with complete loading and discharge guides to verify the vessel manifest(s).</p>		
<p>A service fee of one-half of one percent (1/2 of 1%) of total charges resulting from the calculation of charges reflected on such documents, for each 24-hour period or fractional part thereof, including Saturdays, Sundays and holidays, will be assessed for incomplete, incorrect, non-certified or late submission of documentation required for entry to the Port or for the calculation or verification of Port charges. This service fee shall be assessed in addition to all other penalties imposed by this tariff. The minimum service fee is ten dollars (\$10.00).</p>	<p>LATE DOCUMENTATION ON SERVICE FEE</p>	<p>217</p>

ISSUED BY

MIAMI-DADE COUNTY SEAPORT DEPARTMENT

TARIFF NO. 010

5TH 6TH REVISED PAGE 9 (3 pgs.)

**SECTION TWO
GENERAL RULES & REGULATIONS**

EFFECTIVE: OCTOBER 1, 2014 2015

FMC SUBRULE: 34-A03

FOR EXPLANATION OF SYMBOLS, SEE PAGE 0-A (AFTER TITLE PAGE)

		ITEM
<p>All charges assessed under this tariff are due as they accrue, and invoices issued by the Port are due and payable upon presentation.</p> <p>Any invoice remaining unpaid the last day of the month following the month billed is delinquent, and the Port users billed will be placed on a delinquent list.</p> <p>A delinquent invoice is subject to a penalty charge <u>late fee</u> of one and one half percent (1-1/2%) simple interest for each month that said invoice remains delinquent at end of the month.</p> <p><u>If collection procedures are pursued, an additional collection fee of up to 30% of the amount of the delinquent invoice will be added to the invoice amount. This collection fee will reimburse the Port for any amount due or paid to the Miami-Dade Finance Department for their collection effort. Payment of an invoice at PortMiami after the invoice has been sent to the Miami-Dade Finance Department for collection does not waive the collection fee.</u></p> <p><u>Collection procedures include, but are not limited to, sending the delinquent invoice to the Collection Division of the Miami-Dade Finance Department at 111 NW 1st Street, 26th Floor, Miami, Florida 33128.</u></p> <p>Payment for returned checks dishonored by the bank (NSF) shall be made pursuant to Florida Statute (F.S. 832.07). In the event where a Port user has presented more than one (1) NSF check to the Port for payment, the Director, at his discretion, may require the Port User to pay the Port via a cashier's check, payable from a local bank, or an alternative method of payment approved by the Director or his designee.</p> <p>The Port assigns the responsibility for the collection and payment of all charges assessed on a vessel to the Ship's Agent company authorized by the Seaport Director to file the Request for Ship's Berth Assignment for the vessel. The Port must be paid according to the terms stipulated in this tariff item regardless of when the Ship's Agent, vessel, its owners or agents are reimbursed.</p> <p>The Port reserves the right to refuse the use of Port facilities and services to any Port user on the delinquent list and to demand payment of charges in advance before further services will be performed or facilities used.</p> <p>Sales Tax Rates and charges contained in this tariff are exclusive of any sales tax. Applicable sales taxes shall be paid to the Port at the time and by the entity responsible for payment of the tariff charges for which the tax is imposed.</p> <p>Cruise and cargo shipping lines may elect to pay all invoices directly to the Port. Shipping lines choosing direct billing may contact the Port's permit section to set up the account, which still requires a permit, insurance coverage and payment guarantee, as</p>	<p>PAYMENT OF BILLS <u>(C)</u> <u>(D)</u> <u>(R)</u> <u>(I)</u></p>	<p>218</p>

ISSUED BY

MIAMI-DADE COUNTY SEAPORT DEPARTMENT

TARIFF NO. 010

EFFECTIVE: OCTOBER 1, 2014 2015

**SECTION TWO
GENERAL RULES & REGULATIONS**

FMC SUBRULE: 34-A03

FOR EXPLANATION OF SYMBOLS, SEE PAGE 0-A (AFTER TITLE PAGE)

per Items 714 and 222 of the Tariff.

Incentive Program

The Port Incentive Program is based on the volume of a shipping line's qualifying containers in a given fiscal year for which the Port receives both full and timely payment of TEU wharfage and dockage charges as listed on Exhibit A attached to the Port's three terminal operating contracts and payment of all due Port gantry crane rental and other fees set forth in Tariff Item 560 or per the terms of the applicable terminal operating contract, as use of the Port's gantry cranes and prior payment of all Port fees and charges are express requirements and eligibility conditions of this incentive program. For qualifying containers that meet all listed incentive program eligibility conditions and criteria, there are five (5) incentive categories which are subject to an overall \$35.00 per container incentive cap, excluding the super-container category:

Volume in eligible containers, per shipping line, per fiscal year	Line	Vessel Sharing Agreement (VSA)	Volume Commitment	Latin America	Super Container
0 – 20,000	\$2.50	\$2.50	\$5.00	\$10.00	\$0.00
20,001 – 40,000	\$5.00	\$5.00	\$5.00	\$10.00	\$0.00
40,001 – 60,000	\$7.50	\$7.50	\$5.00	\$10.00	\$0.00
60,001 – 80,000	\$10.00	\$10.00	\$5.00	\$10.00	\$0.00
80,001 – 100,000	\$12.50	\$12.50	\$5.00	\$10.00	\$0.00
100,001 - above	\$15.00	\$15.00	\$5.00	\$10.00	\$0.00
*Valid per box over 100,000 moves	=	=	=	=	\$7.50

Volume in Containers – For qualifying and eligible containers meeting all incentive program conditions and criteria in a fiscal year, this column sets forth the tiers that define thresholds for incentives to be paid to the shipping line. The volume is calculated on a per eligible container basis, full or empty, regardless of size, provided each eligible container uses the Port's gantry cranes, and provided all wharfage, dockage and gantry crane fees arising from or relating to such containers are timely paid to the Port. As the tiers escalate, the rebates within that tier are paid back to the first container of eligible volume within that tier. The volume in containers excludes all transshipments.

Line Incentive – This incentive is paid directly to the shipping line based on the performance met by that stand alone carrier's own eligible container throughput, but excluding third party cargo, unless otherwise specified during the open enrollment process and agreed upon by the Port Director.

VSA Incentive – This incentive is paid directly to the shipping line carrying eligible containers loaded to or from PortMiami based on the performance of the applicable FMC registered VSA service or alliance. This incentive is intended to reward the performance

PAYMENT OF BILLS
(C)
(D)
(R)
(I)

218

ISSUED BY

MIAMI-DADE COUNTY SEAPORT DEPARTMENT

TARIFF NO. 010

EFFECTIVE: OCTOBER 1, 2014 2015

**SECTION TWO
GENERAL RULES & REGULATIONS**

FMC SUBRULE: 34-A03

FOR EXPLANATION OF SYMBOLS, SEE PAGE 0-A (AFTER TITLE PAGE)

of the FMC registered VSA or alliance and does not include slot-chartered cargo. By example, if a line brings 15,000 containers to PortMiami and its VSA partners bring in a total of another 15,000 containers in the same fiscal year, then for purposes of calculating the VSA rebate tier level, these throughputs would be aggregated (15,000 + 15,000 = 30,000) and the VSA partners would be eligible to seek the second tier VSA rebate level (20,001 – 40,000) at \$5.00 per eligible container loaded to or discharged from a particular VSA partner line's vessel calling PortMiami in a fiscal year. For avoidance of doubt, no more than one VSA rebate per eligible container.

Volume Commitment Incentive – This incentive is paid directly to the shipping line in exchange for an annual written volume commitment. In order to receive this incentive, the shipping line must be within 10 percent to the negative or 5 percent to the positive of the stated container goal. There will be an allowable one-time downward change (request needs to be in writing) to this commitment and one upward change per year to accommodate additional growth guarantees.

Latin America/Caribbean Incentive – If an eligible container comes from or is destined to Latin America/Caribbean, there will be a \$10 per container incentive paid directly to the shipping line. Latin America is defined as Mexico, Central, and South America.

Overall Incentive Cap – Notwithstanding the above, under no circumstances may any qualifying and eligible container be entitled to any incentive or incentives that exceed (in aggregate) \$35 per container, excluding only the number of a shipping line's qualifying and eligible container moves above 100,000 in a fiscal year.

Super container – The super container incentive is paid on each container beginning on container 100,001 from the same shipping line and is excluded from the \$35.00 cap that is imposed on all other incentives.

Eligibility:

There will be an 'Open Enrollment' period of one month beginning October 1st, to November 1st, where the shipping line is required to submit a written opt-in notice to the Port, signed by a representative authorized to bind the Shipping Line, signifying that the Line elects to opt-in to this incentive program. Past the Open Enrollment period, it will be up to the Port Director to grant enrollment to a shipping line that still wishes to opt-in the incentive program. In addition to the shipping line's opt-in letter, the Line is required to submit a container goal for the year in order to qualify for the volume incentive commitment portion of the rebates. For shipping lines that opted into this program as part of PortMiami's Temporary Emergency Change to Tariff dated January 15, 2015, the provisions set forth in that memorandum will remain in effect for fiscal year 2015-16 only to the extent such provisions are consistent with the terms of this Tariff item.

PAYMENT
OF BILLS

- (C)
- (D)
- (R)
- (I)

218

ISSUED BY

MIAMI-DADE COUNTY SEAPORT DEPARTMENT

TARIFF NO. 010

5TH 6th REVISED PAGE 9 (3 pgs.)

EFFECTIVE: OCTOBER 1, 2014 2015

**SECTION TWO
GENERAL RULES & REGULATIONS**

FMC SUBRULE: 34-A03

FOR EXPLANATION OF SYMBOLS, SEE PAGE 0-A (AFTER TITLE PAGE)

<p>TARIFF NO. 010</p>	<p>4th REVISED PAGE 9-A</p>
<p>SECTION TWO</p>	<p>EFFECTIVE: OCTOBER 1, 2014</p>
<p>GENERAL RULES & REGULATIONS</p>	
<p>FMC SUBRULE: 34-A03</p>	

FOR EXPLANATION OF SYMBOLS, SEE PAGE 0-A (AFTER TITLE PAGE)

<p>Large volume non-terminal operating customers that do not have Board of County Commissioners approved volume agreements, upon certification by the applicable terminal operator, that either the customer is anticipated to load/unload in excess of 100,000 tons of cargo per fiscal year, or the customer is participating in a Port approved and Federal Maritime Commission approved, vessel sharing agreement with other lines which will result in the vsa participants loading/unloading over 100,000 tons of cargo per fiscal year, may apply to such terminal operator for a certification of Short tons, and upon such certification and written acceptance of same by the Port, may receive the following Tariff incentives on an annual fiscal year basis:</p> <p>Short Tons (first 100,000 tons per fiscal year) 0% off of applicable published Tariff for Dockage and Wharfage</p> <p>100,001-250,000 Tons per fiscal year 20% off of applicable published Tariff for Dockage and Wharfage</p> <p>250,001-500,000 per fiscal year 30% off of applicable published Tariff for Dockage and Wharfage</p> <p>500,001-750,000 Tons per fiscal year 40% off of applicable published Tariff for Dockage and Wharfage</p> <p>Tons in excess of 750,000 per fiscal year 45% off of applicable published Tariff for Dockage and Wharfage</p> <p>Short Tons include those tons loaded/unloaded at the Port of Miami, during any fiscal year that are billed to a customer, regardless of shipping arrangements. In any circumstances, no discounts will be applied to Base tons. The Port Director, at his discretion, shall prepare a statement of rules and guidelines regarding the certification process. The incentive discounts enumerated above only apply, where applicable, to dockage and wharfage rates, and shall have no effect on any other fee, rate, or tariff due under any other provision of, Tariff No. 10 or otherwise.</p> <p>This Item is subject to revision or revocation with 30 days notice at the discretion of the Port Director. The Port has the right to recalculate and reset the Short Year Tons every three years in the exercise of its discretion, such recalculation shall be in accordance with the Port Director's guidelines.</p> <p>To remain eligible for the volume incentive, the participating lines' customer accounts must be current with no delinquent balances. Under the Director's guidelines, accounts will be monitored monthly and the appropriate action taken for delinquent accounts.</p> <p><i>New Cargo Services Calling at the Port of Miami-Dade</i> During the first fiscal year which a New Service calls at the Port, upon written request by a ship line, that service is eligible to receive an incentive rate for the first calendar year only, equal to 35% off of the applicable published Tariff for Dockage and Wharfage.</p> <p>In lieu of these tonnage based discounts, the Director may choose to grant a container/throughput based discount. The per container rate discount, inclusive or not of crane charges, may be extended to new cargo services calling at any Port terminal offering third party services.</p>	<p>PAYMENT OF BILLS (C)</p>	<p>—218</p>
<p>ITEM</p>		

<p>NO. 010</p>	<p><u>2nd REVISED</u> <u>PAGE 9A-1 (2 pgs)</u></p>
<p>SECTION TWO GENERAL RULES & REGULATIONS</p>	<p><u>EFFECTIVE:</u> <u>OCTOBER 1, 2014</u></p>
<p>FMC SUBRULE: 34-A03</p>	

FOR EXPLANATION OF SYMBOLS, SEE PAGE 0-A (AFTER TITLE PAGE)

<p>Volume Discounts</p> <p>At the request by a shipping line, any third party terminal operator ("operator") may extend an all inclusive container rate to any existing shipping line that produced more than 85,000 container moves during the Port's previous fiscal year. Such all inclusive container rate, if requested by a qualifying shipping line and accepted by the corresponding terminal operator in a writing copied to the Port Director, (hereinafter referred to as "Port Throughput Charge") shall substitute for the existing dockage, wharfage, and crane rental charges (regular and overtime) being paid by the qualifying shipping line, whether through the Tariff or under the terms of a terminal operating agreement.</p> <p>The below lift rates, which shall be paid by the terminal operator to the Port on behalf of the shipping line, include Port dockage, wharfage and crane rental rates (regular and overtime) inclusive of start up and tear down charges.</p> <p><i>Port Throughput Charge:</i></p> <table style="width: 100%; border-collapse: collapse;"> <tr> <td style="width: 50%;">0 to 85,000 Lifts</td> <td style="width: 50%;">\$72.00 per Lift *</td> </tr> <tr> <td>85,001 to 100,000 Lifts</td> <td>\$60.00 per Lift</td> </tr> <tr> <td>100,001 to 115,000 Lifts</td> <td>\$50.00 per Lift</td> </tr> <tr> <td>115,001 Lifts and above</td> <td>\$40.00 per Lift</td> </tr> </table> <p>* Upon reaching lift 85,000, the shipping line shall be entitled to a \$12.00 per lift rebate from its first lift to its 85,000 lift. In this instance, the rebate shall be issued directly by the Port to the shipping line. There shall be no retroactive rebate to a shipping line if the higher throughput thresholds over 85,000 lifts are met. Also upon the shipping line reaching lift 85,000, the Port will reimburse the operator(s) \$2.00 per lift from the first lift by the shipping line for their respective moves handled.</p> <p>In the case that the above rates are applied to a shipping line whose containers are shipped to the Port by a shipping line that does not qualify for the above volume discount, the Port will pro rate any applicable dockage or crane rental charges to the non-qualifying shipping line to account for the charges for containerized cargo made pursuant to the volume discounts above.</p> <p>Such volume throughput shall be counted from the beginning of each Fiscal Year (October 1 — September 30) for the Port of Miami (tiers resetting every 12 months).</p>	0 to 85,000 Lifts	\$72.00 per Lift *	85,001 to 100,000 Lifts	\$60.00 per Lift	100,001 to 115,000 Lifts	\$50.00 per Lift	115,001 Lifts and above	\$40.00 per Lift	<p>PAYMENT OF BILLS</p> <p>(C) (D)</p>	<p>ITEM</p> <p>218</p>
0 to 85,000 Lifts	\$72.00 per Lift *									
85,001 to 100,000 Lifts	\$60.00 per Lift									
100,001 to 115,000 Lifts	\$50.00 per Lift									
115,001 Lifts and above	\$40.00 per Lift									

<p>NO. 010</p> <p>SECTION TWO</p> <p>GENERAL RULES & REGULATIONS</p> <p>FMC SUBRULE: 34-A03</p>	<p>2nd REVISED PAGE 9A-1 (2 pgs)</p> <p>EFFECTIVE: OCTOBER 1, 2014</p>
---	--

FOR EXPLANATION OF SYMBOLS, SEE PAGE 0-A (AFTER TITLE PAGE)

		ITEM
<p>Definitions:</p> <p>Lift(s): Any container, laden or empty, loaded onto or discharged from a vessel or barge in the Port of Miami, save that transshipments will only count as one (1) Lift and shall be assessed only one (1) Port Throughput Charge. Shiftings and restow moves are excluded.</p> <p>Fiscal Year(s): Any twelve (12) month period from October 1st to September 30th of the following year.</p> <p>Eligibility:</p> <p>Only individual shipping lines that produce more than 85,000 moves in a Fiscal Year shall qualify for this Volume Discount program.</p> <p>The total volume in the Port of an individual shipping line shall include any such shipping line's container moves performed in the Port of Miami, in one or more container terminals, on its own vessels or any other vessel or barge operated by another ocean carrier or barge operator through a vessel sharing or slot charter agreement.</p> <p>However, if individual shipping lines participate in consortia or vessel sharing agreements with other shipping lines, individual shipping lines shall not be able to include the containers subject to a contract of carriage issued by their partners when calculating their eligibility under this Volume Discount program.</p> <p>The above rates may vary for lines entering into agreements with the County, whereby the line(s) guarantee an annual minimum throughput commitment.</p>	<p>PAYMENT OF BILLS (C) (D)</p>	<p>218</p>

TARIFF NO. 010

EFFECTIVE: OCTOBER 1, 2014 2015

**SECTION TWO
GENERAL RULES & REGULATIONS**

FMC SUBRULE: 34-A03

FOR EXPLANATION OF SYMBOLS, SEE PAGE 0-A (AFTER TITLE PAGE)

		ITEM
<p>On-Line Payments</p> <p>Invoices can now be paid on-line using the Port's <i>SeaPal</i> online service via e-checks. The Port also offers online payments for account replenishment for ground transportation using e-checks. There are no processing charges for any e-check transactions.</p> <p>All ground transportation companies are required to pay for trip fees using the online services, using either the account replenishment method or making a payment on a one time basis. For companies that infrequently visit the Port, less than 5 times per year, prior arrangement for a trip and payment must be made and communicated through the permit section at the Port before the company's vehicle(s) visit the Port.</p> <p>Shipping companies, cruise and/or cargo, or their agents, are required to pay all invoices via wire transfer or using the Port's <i>SeaPal</i> online payment service.</p> <p>All e-check transactions which are dishonored by the servicing bank due to nonsufficient funds (NFS), will also be treated pursuant to Florida Statute (F.S. 832.07) and as previously noted in this section.</p>	<p>PAYMENT OF BILLS (C)</p>	<p>218</p>

ISSUED BY

MIAMI-DADE COUNTY SEAPORT DEPARTMENT

<p>TARIFF NO. 010</p> <hr/> <p>SECTION TWO GENERAL RULES & REGULATIONS</p>	<p>2nd REVISED PAGE 10</p> <p>EFFECTIVE: OCTOBER 1, 2013</p>
<p>FMC SUBRULE: 34-A03</p>	

FOR EXPLANATION OF SYMBOLS, SEE PAGE 0-A (AFTER TITLE PAGE)

		<u>ITEM</u>
<p>The Seaport Director shall have the authority to implement emergency temporary changes to this Tariff to remain competitive with other ports. These temporary changes will be consistent with the provisions of Item 200. Such changes will be documented and submitted to the Office of the Miami-Dade County Mayor.</p> <p>If such temporary changes remain in place for a period of twelve months and are subsequently expected to remain permanent, they shall be submitted to the Board of County Commissioners for approval.</p>	<p>TEMPORARY EMERGENCY CHANGES TO TARIFF</p>	<p>219</p>

ISSUED BY
MIAMI-DADE COUNTY SEAPORT DEPARTMENT

TARIFF NO. 010

6TH 7TH REVISED PAGE 11

EFFECTIVE: OCTOBER 1, 2013 2015

SECTION TWO
GENERAL RULES & REGULATIONS

FMC SUBRULE: 34-A03

FOR EXPLANATION OF SYMBOLS, SEE PAGE 0-A (AFTER TITLE PAGE)

		ITEM
All vessels, their owners and agents, and all other users of the waterways and facilities, shall be required to permit access to manifests of cargo, passengers, railroad documents, and all other documents for the purpose of audit for ascertaining the correctness of reports filed, or for securing the necessary data to permit correct estimate of charges.	ACCESS TO RECORDS	220
All users of Port facilities shall indemnify and hold harmless the County and its officers, employees, agents and instrumentalities from any and all liability, fines, losses or damages, including attorneys' fees and costs of defense, which the County or its officers, employees, agents or instrumentalities may incur as a result of claims, demands, suits, notices of violation, causes of actions or proceedings of any kind or nature arising out of, relating to or resulting from the users' use of Port facilities. All users of Port facilities shall pay all claims, fines and losses in connection therewith and shall investigate and defend all claims, suits or actions of any kind or nature in the name of the County, where applicable, including appellate proceedings, and shall pay costs, fines, judgments and attorneys' fees which may issue thereon, provided the County shall have given reasonable written notice of such matter with full right to defend and shall cooperate in such defense.	INDEMNIFICATION	221
Users of the Port facilities are required to furnish the County with a Payment Guarantee, insuring the County against loss of any funds and indemnifying the County in full for the payment of bills that accrue as a result of dockage, notices of violation, cargo and passenger wharfage, water sales, storage, rentals, leases, warehousing, wharf demurrage, track rentals, electric current and any other charges that may accrue for services rendered by the County. The Director is authorized to determine and fix the amount of the required Payment Guarantee. The Director is also authorized to designate the persons who shall be required to post the bond required by this section. Standard Lease (boilerplate) Agreement Lessees shall furnish to the Port a <i>payment guarantee</i> prior to occupancy of the leased space equivalent to the duration of the cancellation notification: thirty (30) days for a month to month lease term and ninety (90) days for 1 to 5 year lease terms. Lessee may elect to post said guarantee as an Indemnity Bond (Bond), an Irrevocable Letter of Credit (ILC) or via company check, provided the Bond or ILC (as applicable) is in a form acceptable to the County.	PAYMENT GUARANTEE	222
The rates and charges published in this tariff do not include any insurance of any nature. All permitted users of the Port facilities may be <u>are</u> required to carry <u>both Comprehensive General Liability Insurance and/or Auto Liability Insurance</u> . Certificates of insurance evidencing such insurance must name Miami-Dade County as the certificate holder and must include the County as an Additional Insured as respects General Liability. In general, the minimum insurance coverage shall not be less than \$100,000 per person and \$300,000 per accident for bodily injury and \$50,000 per accident for property damage. Certificates of Insurance must be provided to PortMiami, 1015 North America Way, Miami, Florida 33132, indicating that insurance coverage has been obtained which meets the requirements as follows: (1) Commercial General Liability Insurance on a comprehensive basis in an amount not	INSURANCE (C)	224

ISSUED BY

MIAMI-DADE COUNTY SEAPORT DEPARTMENT

TARIFF NO. 010

6TH 7TH REVISED PAGE 11

**SECTION TWO
GENERAL RULES & REGULATIONS**

EFFECTIVE: OCTOBER 1, 2013 2015

FMC SUBRULE: 34-A03

FOR EXPLANATION OF SYMBOLS, SEE PAGE 0-A (AFTER TITLE PAGE)

less than \$300,000 combined single limit per occurrence for bodily injury and property damage. Miami-Dade County must be shown as an additional insured with respect to this coverage; and (2) Automobile Liability Insurance in an amount not less than \$300,000 combined single limit per occurrence for bodily injury and property damage. Additional coverage may be required pursuant to other sections of this Tariff. Cartage companies are required to carry a minimum of \$1,000,000 liability insurance.

ISSUED BY

MIAMI-DADE COUNTY SEAPORT DEPARTMENT

TARIFF NO. 010

~~2ND~~ 3RD REVISED PAGE 12 (2 pgs)EFFECTIVE: ~~OCTOBER 1, 2013~~ 2015SECTION THREE
RULES & REGULATIONS FOR VESSELS

FMC SUBRULE: 34-A04

FOR EXPLANATION OF SYMBOLS, SEE PAGE 0-A (AFTER TITLE PAGE)

NAVIGATION	ANCHORAGE OR OBSTRUCTION IN TURNING BASINS AND CHANNELS	ITEM
<p>It shall be unlawful for any person, firm or corporation whether as principal, servant, agent, employee, or otherwise, to anchor any vessel, boat, barge or other watercraft of any kind in any of the turning basins or channels in the Port of Miami-Dade, or to otherwise obstruct navigation, except in cases of actual emergency.</p>		230
<p>All vessels, barges or other watercraft, while anchored, moored, or maneuvering in the waterways of the Port of Miami-Dade, must at all times of the night show proper lights.</p>	LIGHTS AT NIGHT	232
<p>It shall be unlawful for any person, firm or corporation to deposit, place or discharge into the waterways of the Port of Miami-Dade, any ballast, dunnage, sanitary sewage, butcher's offal, garbage, dead animals, gaseous liquid or solid matter, oil, gasoline, residuum of gas, calcium, carbide, trade waste, tar or refuse, or any other matter which is capable of producing floating matter or scum on the surface of the water, sediment or obstruction on the bottom of the waterways, or odors or gases of putrefaction.</p> <p>All vessels and all persons using Port facilities shall take every precaution to avoid pollution of the air. County air pollution control procedures will be strictly enforced.</p> <p>In addition to these regulations, all appropriate federal, state and local laws, rules or regulations pertaining to air and water pollution shall be rigidly observed.</p> <p>In the event of a pollutant spill onto the property or into the waterways at the Port of Miami, the party(s) responsible for the spill shall take immediate actions to clean up the spill, regardless of where the spill occurs and regardless of whether the spill occurs on land leased or otherwise controlled by such party(ies). Cleanup is to be accomplished in the shortest time possible, using industry approved methods, so as to limit in every way possible, damage to the environment.</p> <p>In any instance where it is determined by the Port of Miami that cleanup efforts are not being undertaken in a timely and/or adequate manner by the responsible party(s), the Port of Miami may order resources, as necessary, to commence and complete the pollutant spill cleanup. In such cases, the full</p>	POLLUTION OF AIR AND WATER	234 (1)

ISSUED BY

MIAMI-DADE COUNTY SEAPORT DEPARTMENT

TARIFF NO. 010

2ND 3RD REVISED PAGE 12 (2 pgs)

EFFECTIVE: OCTOBER 1, 2013-2015

**SECTION THREE
RULES & REGULATIONS FOR VESSELS**

FMC SUBRULE: 34-A04

FOR EXPLANATION OF SYMBOLS, SEE PAGE 0-A (AFTER TITLE PAGE)

<p>cost of the cleanup plus an administrative fee of 15% will be charged to the responsible party(s). In instances where a vessel is a responsible party, full payment of the cleanup costs, including administrative fee, must be paid by the franchised agent or vessel representative before the vessel will be permitted to sail from the Port of Miami. In instances where a vessel is prohibited from sailing due to failure to pay cleanup costs as prescribed by this Item, dockage charges will continue to be applied until such time as vessel sails from the Port of Miami. <u>In the event any oil or hazardous substance is discharged or released into or upon any navigable waterway in a harmful or reportable quantity, the responsible party shall immediately notify the National Response Notification Center (1-800-424-8802) per USCG Requirements.</u></p>	<p>POLLUTION OF AIR AND WATER (1)</p>	<p>234</p>
<p>It shall be unlawful for vessels or other water craft to proceed at a speed which will endanger other vessels or structures or to cause wake damage. All applicable federal, and local rules and regulations apply.</p>	<p>SPEED</p>	<p>236</p>

TARIFF NO. 010

1st REVISED

PAGE 13

**SECTION THREE
RULES & REGULATIONS FOR VESSELS**

FMC SUBRULE: 34-A05

EFFECTIVE: FEBRUARY 5, 2000

FOR EXPLANATION OF SYMBOLS, SEE PAGE 0-A (AFTER TITLE PAGE)

BERTHING		ITEM
<p>The agent for a vessel desiring a berth at the Port of Miami-Dade shall, as far in advance of the date of docking as possible, make application to the Port of Miami-Dade berthing office in writing in the manner prescribed for a berth specifying the name of vessel, size, the date and estimated time of arrival, date and time of sailing, and the nature and quantity of cargo, if any, to be loaded or unloaded.</p>	APPLICATION FOR BERTH	240
<p>All berthing assignments shall be made by the Seaport Department and must be rigidly observed.</p> <p>Any vessel which does not adhere to an established arrival schedule and conflicts with berth assignments previously made may be assigned an alternate berth or await the vacancy of a preferred berth.</p> <p>Port of Miami-Dade reserves the right to assign berths for the optimal utilization of the Seaport's facilities.</p>	ASSIGNMENT OF BERTH	242
<p>Every vessel, boat, barge or other craft must, at all times, have on board a person in charge with authority to take such action in any actual emergency as may be necessary to facilitate common navigation or commerce, or for the protection of other vessels or property. The Director has discretionary authority to order and enforce the removal or change the berth or location of any vessel, boat, barge, or other water craft at its own expense, to such place as he may direct, for the purpose of facilitating navigation or commerce, or for the protection of other vessels or property, and it shall be unlawful for the master, owner or agent of such vessel to fail, neglect, or refuse to obey any such order.</p> <p>If there is no responsible person available, or if the person in charge refuses to shift the vessel as directed, the Seaport Department shall have the vessel shifted at the risk and expense of the vessel.</p>	CHANGE OF BERTH	244
<p>Any vessel berthed in an unauthorized manner or shifted without approval of the Seaport Department shall be subject to an assessment in the amount equal to twice the published dockage fee. Such vessel may be moved to a properly designated berth without notice by the Seaport Department at the owner's risk and expense.</p>	UNAUTHORIZED BERTHING	246

ISSUED BY

MIAMI-DADE COUNTY SEAPORT DEPARTMENT

<p>TARIFF NO. 010</p> <hr style="width: 50%; margin: 10px auto;"/> <p style="text-align: right; margin-right: 20px;">2015</p> <p style="text-align: center;">SECTION THREE <u>RULES & REGULATIONS FOR VESSELS</u></p> <p style="text-align: right; margin-right: 20px;">FMC SUBRULE: 34-A06</p>	<p>1ST 2ND REVISED PAGE 14</p> <p>EFFECTIVE: FEBRUARY 5, 2000 OCTOBER 1,</p>
--	--

FOR EXPLANATION OF SYMBOLS, SEE PAGE 0-A (AFTER TITLE PAGE)

		<u>ITEM</u>
<p>Any vessel accepted for berthing at the Port of Miami-Dade may be required to be worked continuously to completion, even with overtime, if necessary, when the assigned berth or the Port of Miami-Dade is declared congested by the Port Director.</p> <p>Any vessel refusing to honor this requirement shall be considered as unauthorized berthing and the provisions of Item 246 shall apply.</p>	<p>VESEL TO BE CONTINUOUSLY WORKED</p>	<p>248</p>
<p>In case of fire on board a vessel docked in Port, such vessels should sound five (5) prolonged blasts of its whistle or siren, each blast to be from four to six seconds in duration <u>a continuous ringing of ship's electrical bell or continuous sounding of ship's horn</u>, to indicate a fire on board, or on the wharf at which the vessel is berthed. Such signal should be repeated at intervals to attract attention and be used as an additional method for reporting a fire.</p>	<p>EMERGENCIES <u>VESEL FIRE</u> <u>NOTIFICATION</u> (C)</p>	<p>249</p>
<p><u>When a person falls overboard, the ship internal alarm bell should sound three (3) long rings and ship whistle should blow three (3) long blasts to notify the crew on board and the other ships in nearby vicinity.</u></p>	<p><u>MAN</u> <u>OVERBOARD</u> (I)</p>	<p><u>249</u> (a)</p>

ISSUED BY
MIAMI-DADE COUNTY SEAPORT DEPARTMENT

TARIFF NO. 010

1st REVISED PAGE 15

SECTION FOUR
RULES & REGULATIONS FOR WHARVES

EFFECTIVE: JUNE 1, 1998

FMC SUBRULE: 34-A06

FOR EXPLANATION OF SYMBOLS, SEE PAGE 0-A (AFTER TITLE PAGE)

ALLOCATION OF SPACE		<u>ITEM</u>
<p>The Director shall control the allocation of the space, covered or open on the Seaport properties. All persons using port property in any manner shall strictly comply with such allocations. The Director is authorized to move freight or other articles, at owner's or agent's expense, in order to enforce this item.</p> <p>In all cases, the objective of space allocation is to insure maximum flexibility and utilization of available space, both covered and open, and the Director shall be the sole judge in the matter.</p>	GENERAL	250
<p>Where leasing is involved as for office, warehouse or open ground space, normal County procedures and requirements shall be followed in addition to those set out in this tariff.</p>	LEASING	252
<p>Users of the port properties shall not assign or transfer any right or privileges granted to it under the terms and conditions of any contractual agreement to which it is a party with the County, nor shall the users of the port enter into a contract with a third party involving the use or allocation of Seaport properties without the prior written approval of the Port Director.</p>	THIRD PARTY CONTRACTS	254
THIS SPACE INTENTIONALLY LEFT BLANK		

ISSUED BY

MIAMI-DADE COUNTY SEAPORT DEPARTMENT

TARIFF NO. 010

7TH 8TH REVISED

PAGE 16

SECTION FOUR
RULES & REGULATIONS FOR WHARVES

EFFECTIVE: OCTOBER 1, 2007 2015

FMC SUBRULE: 34-A06

FOR EXPLANATION OF SYMBOLS, SEE PAGE 0-A (AFTER TITLE PAGE)

WHARVES		ITEM
<p>All stevedores, terminal operators, vessels and their owners, agents, and all other users of the facilities shall be held responsible for the general cleanliness of their property which has been allocated, assigned or leased to them. This shall include those parts of the aprons, gutters, rail docks and truck docks used in connection with any specific loading, unloading or handling operations and yards.</p> <p>If such users do not properly clean the facilities or property they have been using or assigned, the Director may order the property cleaned and placed in good order and charge the users responsible at the following charges:</p> <p>Sweeper and staff.....\$ 200.00 per hour Overtime (hour x 1.5).....\$ 300.00 per hour Holidays (11per County).....\$ 400.00 per hour</p> <p style="text-align: center;">or</p> <p>The Director, or his designee, may elect to utilize a third party (janitorial company, etc.) to effect the needed cleaning/housekeeping operation at the going rate at the time normally charged by the company selected plus a 5% administrative fee as calculated on the total of any invoice/s submitted by the company for the services rendered.</p> <p>Tenants unable to perform these services may request these services on an as needed or regularly scheduled basis through the Seaport's Facilities Maintenance Division. These rates will require review annually.</p>	CLEANLINESS OF PREMISES	260
<p>It is the responsibility of the stevedoring company to remove, or have removed, any empty yacht/boat cradles from the dock aprons and other common use areas within the Port of Miami no later than 24 hours following the yacht/boat being removed from the cradle. Failure to comply will result in a charge of \$800.00 per day, per cradle, until removed. This fee will be assessed to the responsible stevedoring company.</p>	BOAT CRADLE REMOVAL	261
<p>Vessels, their owners or agents, and all other users of the Port facilities or equipment shall be held financially responsible for any damage sustained while the facilities or equipment are in their control or which are occasioned by them. The Seaport Department may detain any vessel or other watercraft responsible for damage to the facilities until sufficient security has been given for the amount of damage. It shall be the responsibility of the users of the facilities or equipment to report any damages to the Seaport Department immediately.</p>	DAMAGE TO FACILITIES	262
<p>Anyone on the Port property at any time becoming aware of an emergency situation of any nature should call "911" (Miami Dade Police/Fire Rescue) first notify a Seaport Department representative by the fastest means and then contact Seaport Security by calling 305-329-4049 (PortMiami Security), while taking such immediate direct action as may be appropriate.</p>	EMERGENCIES (C)	264

ISSUED BY

MIAMI-DADE COUNTY SEAPORT DEPARTMENT

TARIFF NO. 010

2ND 3RD REVISED PAGE 17EFFECTIVE: OCTOBER 1, 2002 2015

SECTION FOUR
RULES & REGULATIONS FOR WHARVES

FMC SUBRULE: 34-A07

FOR EXPLANATION OF SYMBOLS, SEE PAGE 0-A (AFTER TITLE PAGE)

		ITEM
<p>Conveyors of dangerous cargo <u>Certain Dangerous Cargo (CDC)</u>, as defined in the Code of Federal Regulations (CFR) must comply with all CFR requirements and obtain approval from the United States Coast Guard before such dangerous cargo is handled over or received on the wharves or other facilities of the Seaport. Failure to obtain approval shall be construed as an incomplete, inaccurate and/or late submission of documentation, and subject to provisions of Item 217 in this Tariff. Any cargo, including transshipments, which requires, for transport purposes, special labeling as hazardous, explosive, dangerous, flammable, radioactive, poisonous or gas is not allowed to remain on the Port overnight without prior, written notification to the Port Director or designee. Wharf Demurrage Charges shall apply after 24 hours.</p>	<p>EXPLOSIVES INFLAMMABLES OTHER HAZARDOUS MATERIALS (C)</p>	266
<p>It shall be unlawful for any Person to loiter upon the properties of the Seaport Department. It shall be unlawful for unauthorized Persons to enter <u>any cargo movement or handling areas, designated cruise operational areas, or any secured/restricted areas under the PortMiami Facility Security Plan.</u> Persons using the Port facilities do so at their own risk, and the Seaport Department will assume no responsibility for injuries or damages sustained.</p>	<p>LOITERING ON PORT PROPERTY (C)</p>	268
<p>Painting signs on structures belonging to the Seaport Department is prohibited without prior approval. Signs to be erected on the Port shall be furnished by the Port users and erected or placed by the user after the Director shall have approved the design, material and size of said signs. All signs shall be uniform.</p>	<p>SIGNS</p>	270
<p>It is strictly prohibited and unlawful for any Person to smoke inside any building located on the Port, in accordance with the Florida Clean Indoor Air Act of 1987, as amended by the State Legislature in 1992, and the Miami-Dade County Administrative Order No. 8-6, as amended April 7, 1994. Further, smoking restrictions on outdoor smoking may be as posted.</p>	<p>SMOKING</p>	272
<p>It shall be unlawful for any Person to solicit or carry on any business on the Seaport property without first obtaining a permit from the Seaport Department of Miami-Dade County as required by this tariff, by Ordinance No. 64-22, and subject to having the required occupational licenses.</p>	<p>SOLICITATION</p>	274

ISSUED BY

MIAMI-DADE COUNTY SEAPORT DEPARTMENT

TARIFF NO. 010

EFFECTIVE: OCTOBER 1, 2014 2015

**SECTION FOUR
RULES & REGULATIONS FOR WHARVES**

FMC SUBRULE: 34-A07

FOR EXPLANATION OF SYMBOLS, SEE PAGE 0-A (AFTER TITLE PAGE)

<p>It shall be unlawful to park automobiles in any restricted area or to park any automobile, truck, trailer or any other vehicle in loading zones for any longer period than is necessary to load or discharge cargo or passengers. <u>Parking is permitted in PortMiami FSP secured/restricted areas for Federal, State, and local first responders and Miami-Dade County Seaport authorized vehicles, as well as vehicles with a valid Special Dock Permit or Work Zone Authorization.</u></p>	<p>VEHICLES (C)</p>	<p><u>ITEM</u> 276</p>
<p>It shall be the responsibility of all Seaport users and tenants to provide their own security personnel when they have cargo or other property on the Seaport that has a high susceptibility to theft. Security personnel so employed and utilized within a restricted area and/or area of cargo operations shall have in their possession a Seaport identification card issued in compliance with Chapter 28A of the Code of Miami-Dade County Seaport Security and Operations; and a Transportation Worker Identification Credential (TWIC) Card issued in compliance with Transportation Security Administration (TSA) Federal requirements.</p> <p>All security personnel so employed, whether armed or unarmed, shall be able to converse in the English language, and be licensed by the State of Florida.</p> <p>Seaport users and tenants intending to utilize security personnel, other than those security companies permitted to do business on the Seaport on a permanent basis, shall provide written notice at least 24 hours prior to their utilization. Such notice shall be addressed to the Seaport Security Division Chief, with a copy provided to the Cargo Operations Duty Officer.</p>	<p>SECURITY (C) (H)</p>	<p>278</p>
<p>Stevedores' tools, appliances, equipment, vehicles, or any other material or object which is not part of the cargo will not be permitted to remain on the wharves and wharf premises, or in the transit sheds, except at the discretion of the Director.</p> <p>Cargo or gear will not be stored on the aprons, in driveways, roadways, on railroad tracks or any other locations that would hamper normal Port operations without specific approval of the Seaport Department.</p> <p>If not removed when so ordered, it shall be subject to removal by the Seaport Department at the agent's expense, at cost plus 100%.</p>	<p>WHARF OBSTRUCTION</p>	<p>280</p>

ISSUED BY

MIAMI-DADE COUNTY SEAPORT DEPARTMENT

TARIFF NO. 010

3rd REVISED PAGE 19

EFFECTIVE: OCTOBER 1, 2002

SECTION FIVE
DOCKAGE

FMC SUBRULE: 34-B01

FOR EXPLANATION OF SYMBOLS, SEE PAGE 0-A (AFTER TITLE PAGE)

DOCKAGE		ITEM
<p>Dockage shall be based on the highest gross registered tonnage or the overall length of the vessel as shown in Lloyd's Register of Shipping, ship registry papers or yard papers. However, the County reserves the right to admeasure any vessel when deemed necessary and use such admeasurement as the basis for dockage.</p>	BASIS OF CHARGE	300
<p>Dockage shall commence when a vessel is made fast to a wharf, pier, bulkhead structure, or bank or to another vessel so berthed, and shall constitute one day's dockage for the ensuing 24-hour period or any part thereof. Any part of a subsequent 24-hour period shall be construed as an additional day until such vessel has vacated the berth. Dockage is based on straight running time. Shifting from one assigned berth to another or sea trials shall not interrupt the straight running time. In the event of multiple daily sailings for the same vessel, only one dockage fee per 24-hour period will be assessed.</p>	DURATION OF DOCKAGE	302
<p>Upon submission of a written request and at the Director's discretion, non-home-ported vessels docked at the port for cultural, educational, and/or charitable events may be exempt from dockage charges.</p>	DOCKAGE FOR CULTURAL, CHARITABLE EVENTS	303
<p>Any vessel berthed in an unauthorized manner or shifted without approval of the Seaport Department shall be subject to dockage in an amount equal to twice the published fee. (See also Item 246)</p>	DOCKAGE FOR UNAUTHORIZED BERTHING	304
<p>The Port will provide non-fixed dockage for berthing permitted tugs engaged in tugboat towing and related services. All berths shall be assigned by the Seaport Operations Berthing Office. The Port reserves the right to move or rotate the berth locations to accommodate commercial shipping and/or cruise traffic.</p>	DOCKAGE RATES FOR TUGS	305

ISSUED BY

MIAMI-DADE COUNTY SEAPORT DEPARTMENT

TARIFF NO. 010

22ND 23RD REVISED PAGE 20

**SECTION FIVE
DOCKAGE**

EFFECTIVE: OCTOBER 1, 2014 2015

FMC SUBRULE: 34-B02

FOR EXPLANATION OF SYMBOLS, SEE PAGE 0-A (AFTER TITLE PAGE)

<p>Cruise passenger vessels arriving on any day Thursday through Monday, and departing within less than 24 hours from time of arrival, shall be assessed dockage on the basis of each gross registered ton per 24-hour period or fraction thereof at the rate of\$-34* <u>\$35*</u></p> <p>Cruise passenger vessels arriving on Tuesday through Wednesday, and departing within less than 24 hours from time of arrival, shall be assessed dockage on the basis of each gross registered ton per 24-hour period or fraction thereof at the rate of\$30*</p> <p>Intercoastal Tug and Barge Lines providing container service between Miami and other continental U.S. ports will not be assessed dockage charges while they are loading or discharging containers. Special rates for these services are listed under Cargo Wharfage Charges.</p> <p>All other vessels shall be assessed dockage based on gross registered ton per 24-hour period or fraction thereof at the rate of.....\$-34 <u>\$35</u></p> <p>In the absence of reliable tonnage data, vessel shall be assessed for each lineal foot per 24-hour period or fraction thereof at the rate of..... \$3-28 <u>\$3.38</u></p> <p>* Excluding inaugural activities for homeport ships at the discretion of the Director.</p>	<p>DOCKAGE CHARGES EXCEPT GOVERNMENT VESSELS, OCEAN RESEARCH VESSELS, AND SMALL PASSENGER VESSELS BERTHING AT TERMINAL J (A) (D)</p>	<p>ITEM 306</p>
<p><i>Small Passenger Vessels</i> offering multi-day cruises berthing at Terminal J, and departing within less than 24 hours from time of arrival, shall be assessed dockage per gross registered ton per 24-hour period or fraction thereof at the rate of \$-20* <u>\$21*</u></p> <p>The <i>Small Passenger Vessel</i> dockage rate set forth in this Tariff Item 307 shall only apply to <i>Small Passenger Vessels</i> berthed at Terminal J.</p> <p>This dockage rate shall not apply to <i>Small Passenger Vessels</i> berthing at terminals other than Terminal J, unless Terminal J is unavailable on the day(s) of such berthing due to Terminal J's use and occupancy by any other cruise vessel. <i>Small Passenger Vessels</i> berthing at terminals other than Terminal J on days (or fractions thereof) when Terminal J is available shall be subject to the dockage rates set forth in Tariff Item No. 306.</p> <p>* Excluding inaugural activities for homeport ships at the discretion of the Director.</p>	<p>DOCKAGE CHARGES FOR SMALL PASSENGER VESSELS BERTHING AT TERMINAL J (A)</p>	<p>307</p>

ISSUED BY

MIAMI-DADE COUNTY SEAPORT DEPARTMENT

TARIFF NO. 010

16th 17th REVISED PAGE 21

EFFECTIVE: OCTOBER 1, 2014 2015

**SECTION FIVE
DOCKAGE**

FMC SUBRULE: 34-B03-B07

FOR EXPLANATION OF SYMBOLS, SEE PAGE 0-A (AFTER TITLE PAGE)

<p>U.S. Naval vessels, U.S. Coast Guard, foreign Naval vessels, and historical and/or heritage vessels visiting the Port of Miami-Dade, shall be assessed dockage on the basis of each displacement ton per 24-hour period or fraction thereof at the rate of \$.22 <u>\$.23</u></p>	<p>DOCKAGE CHARGES FOR MILITARY, HISTORICAL, HERITAGE VESSELS (A)</p>	<p>ITEM 308</p>
<p>Ocean research vessels shall be assessed dockage on the basis of each gross registered ton per 24-hour period or fraction thereof at the rate of.....\$.24 <u>\$.25</u></p>	<p>DOCKAGE CHARGES FOR OCEAN RESEARCH VESSELS (A)</p>	<p>309</p>
<p>The minimum charge for dockage, per day or fraction thereof, shall be Two Hundred Fifty Dollars (\$250.00).</p>	<p>MINIMUM CHARGE</p>	<p>310</p>
<p>Vessels docking only for U.S. Customs, Immigration and Naturalization Service or Agriculture Department clearance will be granted two-(2) hours free time. After the initial two-(2) hour free period, regular applicable dockage rates shall apply per 24-hour period or fraction thereof.</p>	<p>BERTHING FOR CLEARANCE</p>	<p>311</p>
<p>Upon approval of the Port Director, with advance written application to the Deputy Port Director, when proper berthing space is available, vessels calling for the purpose of wet docking, for repair or lay up the following dockage rates will apply:</p> <p style="padding-left: 40px;">From day one 50% of Tariff, per day</p> <p>On any days during which passengers embark or disembark, or cargo is loaded or unloaded, dockage will be charged at 100% of tariff.</p>	<p>DOCKAGE RATES FOR VESSEL WET DOCKING</p>	<p>312</p>
<p>All Miami-Dade County agencies/departments shall be assessed a monthly dockage fee of\$500.00 per month.</p> <p>Each additional vessel from the same agency shall be assessed a monthly dockage fee of \$250.00.</p>	<p>DOCKAGE CHARGES FOR MIAMI-DADE COUNTY AGENCIES</p>	<p>313</p>

**ISSUED BY
MIAMI-DADE COUNTY SEAPORT DEPARTMENT**

TARIFF NO. 010

16th 17th REVISED

PAGE 22

**SECTION SIX
WHARFAGE**

EFFECTIVE: OCTOBER 1, 2014-2015

FMC SUBRULE: 34-C02-C04

FOR EXPLANATION OF SYMBOLS, SEE PAGE 0-A (AFTER TITLE PAGE)

<p>WHARFAGE No charge for wharfage will be made on ship's stores.</p>	<p>SHIP'S STORES</p>	<p>ITEM 404</p>
<p>Only full tons will be used when calculating cargo tonnage subject to wharfage rates. Manifest weight totals expressed in pounds will be converted to the nearest full ton as follows: Fractions over a full ton, but less than 0.5 (2) will be dropped; when 0.5 or more, the next highest ton figure will be used.</p>	<p>CALCULATION OF CARGO TONNAGE</p>	<p>405</p>
<p>ALL ARTICLES – not otherwise provided for, per ton..... \$2.94 <u>\$3.03</u> LUMBER, per ton..... 2.94 <u>\$3.03</u> LUMBER, per 1,000 board feet..... 2.80 <u>\$3.00</u> SCRAP METAL, (Lightered), per ton..... 1.85 <u>\$2.00</u> AUTOMOBILES AND MOTORCYCLES, per unit..... 5.98 <u>\$10.00</u></p> <p>BUSES & TRUCKS, and other heavy equipment, per ton per unit..... \$2.70 <u>\$15.00</u> OTHER HEAVY EQUIPMENT, per ton..... <u>\$3.00</u></p> <p>OPEN FRAME TYPE CAR CARRIERS, single or multiple, ea.... \$3.13 <u>\$3.00</u></p> <p>TRAILERS of any type (exclusive of loaded cargo), tare weight, per ton..... \$2.19 <u>\$2.00</u></p> <p>CONTAINERS of any type, empty or full (exclusive of loaded cargo exclusive of bins with personal goods), per ton per TEU.... \$2.19 <u>\$35.47</u></p> <p>YACHTS/BOATS, per foot, up to 25 ft..... \$2.70 <u>\$3.00</u> (Minimum Invoice \$32.00) over 25 ft..... \$10.51 <u>\$11.00</u></p> <p>TRANSSHIPMENT RATES</p> <p>Per container (inclusive of wharfage and tare rates, and, as to cargo subject to dockage-inclusive TEU rates, if so provided in applicable cargo terminal agreements with the County, inclusive of dockage as well). \$20.00</p> <p><u>PERSONAL GOODS, per bin, wheeled or not wheeled, weighing less than one (1) ton loaded in the ship's hull (in lieu of a container charge)</u> \$10.00</p>	<p>CARGO WHARFAGE CHARGES (A) (I) (R) (C)</p>	<p>406</p>

ISSUED BY

MIAMI-DADE COUNTY SEAPORT DEPARTMENT

TARIFF NO. 010

22nd 23rd REVISED PAGE 23

EFFECTIVE: OCTOBER 1, 2014 2015

**SECTION SIX
WHARFAGE**

FMC SUBRULE: 34-B02

FOR EXPLANATION OF SYMBOLS, SEE PAGE 0-A (AFTER TITLE PAGE)

<p>All passengers, same vessel, Embarking onto a <i>small Passenger Vessel</i> offering multi-day cruises <i>and</i> berthed at Terminal J (including security charge), per passenger \$5.28 <u>\$5.44</u></p> <p>All passengers, same vessel, Debarking from a <i>Small Passenger Vessel</i> offering multi-day cruises and berthed at Terminal J (including security charge), per passenger \$5.28 <u>\$5.44</u></p> <p>The <i>Small Passenger Vessel</i> wharfage rates set forth in this Tariff Item 407 shall only apply to passengers Embarking to and/or Debarking from <i>Small Passenger Vessels</i> berthed at Terminal J.</p> <p>These wharfage rates shall not apply to <i>Small Passenger Vessel</i> Embarkations or Debarkations at terminals other than Terminal J, unless Terminal J is unavailable on the day(s) of such Embarkation and Debarkation due to Terminal J's use and occupancy by any other cruise vessel. Small Passenger Vessels berthing at terminals other than Terminal J (or fractions thereof) on days when Terminal J is available shall be subject to the passenger wharfage Embarkation and Debarkation rates set forth below in Tariff Item No. 408.</p>	<p>PASSENGER WHARFAGE CHARGES FOR SMALL PASSENGER VESSELS BERTHING AT TERMINAL J (A)</p>	<p>ITEM 407</p>
--	--	-------------------------------

TARIFF NO. 010

11th 12th REVISED PAGE 24

EFFECTIVE: OCTOBER 1, 2014-2015

**SECTION SIX
WHARFAGE**

FMC SUBRULE: 34-C06-C08

FOR EXPLANATION OF SYMBOLS, SEE PAGE 0-A (AFTER TITLE PAGE)

<p>Vessels offering multi-day cruises: * All Passengers, same vessel, Embarking (including security charge) each.....\$10.99 <u>\$11.32</u></p> <p>Vessels offering multi-day cruises: * All Passengers, same vessel, Debarking (including security charge) each.....\$10.99 <u>\$11.32</u></p> <p>Port-of-call vessels: Per manifested passenger.....\$10.99 <u>\$11.32</u></p> <p>* Excluding inaugural activities for homeport ships at the discretion of the Seaport Director.</p>	<p>PASSENGER WHARFAGE CHARGES EXCEPT SMALL PASSENGER VESSELS BERTHING AT TERMINAL J (A)</p>	<p>408</p>
<p>Automobiles, motorcycles, or other self-propelled vehicles, when accompanied by a cruise or ferry passenger will be subject to the following assessment:</p> <p>—— Outbound wharfage per vehicle.....\$ 6.70 —— Inbound wharfage per vehicle.....\$ 6.70</p> <p>No charge for bicycles. No charge for any trailer when towed by a self-propelled vehicle.</p>	<p>PASSENGER VEHICLE WHARFAGE</p>	<p>409</p>
<p>Cargo (including container weight) off loaded on other U.S. ports and transported overland to the Port of Miami-Dade for local distribution will be subject to the following assessment:</p> <p>The current tariff wharfage rate will be assessed and such cargo will be granted 30 days free time including Saturdays, Sundays and legal holidays. After this free time, the wharf demurrage charges in Item 504 will apply.</p> <p>Prior notice of such cargo arriving on the Port will be given on forms furnished by the Port. (Form 404.01-58).</p>	<p>OVERLAND CARGO ARRIVING FROM OTHER U.S. SEAPORTS</p>	<p>410</p>

ISSUED BY

MIAMI-DADE COUNTY SEAPORT DEPARTMENT

TARIFF NO. 010

2nd REVISED PAGE 25

EFFECTIVE: OCTOBER 1, 2014

**SECTION SIX
WHARFAGE**

FMC SUBRULE: 34-C01

FOR EXPLANATION OF SYMBOLS, SEE PAGE 0-A (AFTER TITLE PAGE)

		<u>ITEM</u>
<p>Waterborne inbound cargo received at a terminal from a vessel for subsequent reloading which is not removed from the Port of Miami-Dade, and is reshipped aboard another vessel in waterborne commerce from the Port of Miami-Dade, will be assessed a wharfage rate on the inbound movement only based on the rates set forth in Item 406 Tariff #010.</p> <p>In order for cargo to be entitled to this transshipment provision, it is required that the owner and/or agent designate upon entry at the Port of Miami-Dade that such cargo is to be transshipped and that a copy of the "Transshipment Cargo Log" be presented with the outbound cargo manifest.</p> <p>This special transshipment provision shall not apply to trailers or containers, except as noted below. Trailers and containers, empty or loaded, will be assessed wharfage on both inbound and outbound movements and will be allowed two free time periods.</p> <p>Loaded waterborne containers and trailers that are discharged from a vessel and subsequently reloaded upon a vessel without the cargo being rehandled in any way and is exported within 30 days will be assessed wharfage on the inbound leg only. It is required that the owner and/or agent designate upon discharge at the Port of Miami-Dade that such loaded container or trailer is to be transshipped and that a copy of the "Transshipment Cargo Log," which clearly identifies the inbound vessel and voyage number, be presented with the manifest of the outbound vessel.</p> <p>The provisions of this Item shall not apply to wharfage rates that are discounted or established by negotiated contract unless so designated.</p>	<p>TRANS-SHIPMENTS (C)</p>	<p>414</p>

ISSUED BY

MIAMI-DADE COUNTY SEAPORT DEPARTMENT

TARIFF NO. 010

16th 17th REVISED PAGE 26

EFFECTIVE: OCTOBER 1, 2014 2015

**SECTION SEVEN
WHARF DEMURRAGE & TERMINAL STORAGE**

FMC SUBRULE: 34-D01-D03

FOR EXPLANATION OF SYMBOLS, SEE PAGE 0-A (AFTER TITLE PAGE)

<p>WHARF DEMURRAGE Inbound and outbound cargo shipped or transshipped through the Port shall be allowed 10 days free time (including weekends and legal holidays). Upon submission of a written request and approval by the Port Director, bulk commodities and break bulk cargo shall be allowed up to an additional free time.</p>	<p>FREE TIME ALLOWANCE</p>	<p>ITEM 500</p>
<p>OUTBOUND CARGO The free time allowed for assembling outbound cargo shall commence at 12:01 a.m. of the day following placement of the cargo on the Port. The days during the loading of a vessel shall not be counted as wharf demurrage days. It shall be the responsibility of the Port users to clearly state on the Vessel Report forms, provided by the Seaport Department, in the space provided thereon, the first day of loading. Failure to provide this information will result in the Seaport Department computing demurrage using the date of the ship's arrival. INBOUND CARGO The free time allowed for removing inbound cargo shall commence at 12:01 a.m. of the day following the day the vessel completes discharging.</p>	<p>COMPUTATION OF FREE TIME</p>	<p>502</p>
<p>All cargo remaining on the Port after the free time period and not accepted for storage shall thereafter be assessed a wharf demurrage charge on the same weight basis as wharfage as follows:</p> <ol style="list-style-type: none"> For each of the first 7 days or fraction thereof, per ton or fraction thereof.....\$ 4.42 <u>1.15</u> For the 8th and all succeeding days, or fraction thereof, per ton or fraction thereof.....\$ 4.75 <u>1.80</u> <p>The minimum invoice for wharf demurrage shall be.....\$ 100.00</p>	<p>WHARF DEMURRAGE CHARGES (A)</p>	<p>504</p>
<p>Cargo delivered on the Port for export and not loaded on a vessel berthed at the Port of Miami-Dade and subsequently moved inland from the Port is subject to wharf demurrage charges with no free time allowance commencing with the date of arrival on the Port.</p>	<p>NON-SHIPMENT BY WATER</p>	<p>506</p>

ISSUED BY

MIAMI-DADE COUNTY SEAPORT DEPARTMENT

TARIFF NO. 010

EFFECTIVE: OCTOBER 1, 2014 2015

**SECTION SEVEN
WHARF DEMURRAGE & TERMINAL STORAGE**

FMC SUBRULE: 34-D04

FOR EXPLANATION OF SYMBOLS, SEE PAGE 0-A (AFTER TITLE PAGE)

Upon application to the Port Director prior to arrival of the vessel at Port, and at his discretion, certain types of freight or cargo may be accepted for storage, for specified periods, with charges to be assessed as follows:

- A - Charge for first month, or fraction thereof.
- B - Charge for second month, or fraction thereof.
- C - Charge for third month and each succeeding month, or fraction thereof.

	A	B	C		ITEM
TERMINAL STORAGE:				TERMINAL STORAGE CHARGES (A)	508
Closed or covered, per ton					
All items N.O.S.	\$10.92 \$11.25	\$21.94 \$22.60	\$32.90 \$33.89		
Lumber, per ton	\$21.84 \$22.50	\$21.94 \$22.60	\$74.02 \$76.24		
Automobiles per day	\$18.35 \$18.90	\$55.59 \$57.26	\$131.73 \$135.68		
Paper, newsprint in rolls	\$8.22 \$8.47	\$9.86 \$10.16	\$11.49 \$11.83		
TERMINAL STORAGE:					
Open or ground, per ton					
All items N.O.S.	\$8.22 \$8.47	\$16.48 \$16.97	\$32.90 \$33.89		
Lumber, per ton	\$8.22 \$8.47	\$16.48 \$16.97	\$55.59 \$57.26		
Automobiles per day	\$10.92 \$11.25	\$36.84 \$37.95	\$87.33 \$89.95		
Trucks, buses, vehicles p/day	\$21.94 \$22.60	\$74.02 \$76.24	\$175.39 \$180.65		
Trailers, containers, chassis, loaded/empty 20 FT	\$10.92 \$11.25	\$36.84 \$37.95	\$87.33 \$89.95		
Over 20 FT	\$21.94 \$22.60	\$74.01 \$76.23	\$175.39 \$180.65		
Boats/yachts (cradled or trailered) including empty cradles or trailers	\$84.64 \$87.18	\$285.65 \$294.22	\$677.25 \$697.57		
Steel and aluminum materials, per ton	\$7.06 \$7.27	\$23.82 \$24.53	\$56.47 \$58.16		

NOTE: Upon submission of a written request and approval by the Port Director, bulk commodities and break bulk cargo shall be allowed up to 30 days free time.

The minimum invoice for either terminal storage charges or open storage charges shall be\$ 85.00

MINIMUM STORAGE CHARGES 512

TARIFF NO. 010

2ND REVISED PAGE 28

**SECTION EIGHT
CONTAINER CRANE FACILITY**

EFFECTIVE: FEBRUARY 5, 2000

FMC SUBRULE: 34-D05

FOR EXPLANATION OF SYMBOLS, SEE PAGE 0-A (AFTER TITLE PAGE)

CONTAINER GANTRY CRANE FACILITY		<u>ITEM</u>
<p>Any authorized stevedore (crane user) wishing to use container gantry crane(s), including all attached and ancillary parts and equipment [hereinafter referred to as "crane(s)"] shall make application for crane(s) rental use 12 hours prior to start-up time. Such applications shall specify the date and time of proposed use, the estimated length of use and number of cranes needed. The crane user shall return the crane(s) without delay, upon completion of his operations.</p> <p>The crane user shall provide all necessary operators and perform all stevedoring required in connection with container crane(s) use.</p> <p>When the crane(s) is/are ordered but not used, and orders are not modified or canceled within 6 hours, standby time for maintenance personnel will be assessed at the current labor rates, subject to a minimum charge of two hours straight time or four hours overtime.</p> <p>Any incurred cost is the responsibility of the user; such as balance of guarantees, meal hours, or any other costs not covered under rental fee or start-up and secure.</p> <p>It shall be the ship's responsibility to stow all of its cranes in an offshore position prior to the time that the container gantry cranes are put into service.</p> <p>In the event that it is necessary to use the ship's cranes for any reason while the container gantry cranes are still in use at any time prior to the container gantry cranes' complete removal from the vessel, the container gantry cranes shall have the absolute right of way and all movements of the ship's cranes will be subservient to the container gantry cranes' movements and operations. Accordingly, it will be the responsibility and obligation of the ship and its stevedores to keep a proper lookout and to ensure that the movements or operation of the ship's cranes do not interfere with the operations or movements of the container gantry crane.</p> <p>The ship will not begin to move its cranes into sea position until after the container gantry crane has fully completed its operations and movements and is fully clear from the ship and its cranes.</p> <p>It shall be the stevedore's responsibility to assure that the ship is aware of and complies with its responsibilities to stow and operate its cranes in conformance with these regulations.</p>	<p>CONTAINER GANTRY CRANE RULES AND REGULATIONS</p>	<p>550</p>

ISSUED BY

MIAMI-DADE COUNTY SEAPORT DEPARTMENT

TARIFF NO. 010

EFFECTIVE: OCTOBER 1, 2014 2015

SECTION EIGHT
CONTAINER CRANE FACILITY

FMC SUBRULE: 34-D05

FOR EXPLANATION OF SYMBOLS, SEE PAGE 0-A (AFTER TITLE PAGE)

Container Gantry Crane rental rates per hour are as follows:

Gantry crane(s)	Regular hours	\$781.00 \$804.43
(Without operator)	Overtime hours	\$871.64 \$897.79
Small Boat	Regular hours	\$641.53 \$660.78
	Overtime hours	\$730.52 \$752.44
Standby time per hour	Regular hours	\$229.78 \$236.67
(All cranes)	Overtime hours	\$332.06 \$342.02
Labor Only for start-up	Straight Labor	\$185.15
and shutdown, per	Overtime Labor	\$251.96
hour or fraction thereof	Meal Straight Labor	\$318.77
	Meal Overtime Labor	\$452.38

CRANE RATES
(A)
(I)
(C)

ITEM

560

Minimum rental period per crane is 4 hours per steamship line. Billing will be based on 1-hour increments with any fraction of an hour to be carried to the next full hour. Rental charges include maintenance.

The crane user will be charged for assigned maintenance personnel for standby time for vessel delays or weather interference at above rates per hour. No charge will be assessed for downtime due to mechanical and/or electrical malfunction of the crane(s).

Except for weather interference, labor standby time for delays will be charged from the time for which the equipment is ordered until the equipment begins operations.

One (1) hour start-up and one (1) hour shutdown time will be charged for labor only. Any Port terminal operator, stevedore, and/or cargo line guaranteeing 60 hours or more of crane time per terminal acre per year will not be charged the labor cost associated with one (1) hour start up and one (1) hour shutdown time, and will not be charged for any fraction of an hour after the rental period concludes, provided that such fraction of the hour does not exceed 20 minutes.

Costs incurred for the repositioning of crane(s), during a meal hour, when requested by the user, shall be billed according to the established labor rates.

ISSUED BY

MIAMI-DADE COUNTY SEAPORT DEPARTMENT

<u>TARIFF NO. 010</u>	<u>1st REVISED</u> <u>PAGE 29-A</u>
<u>SECTION EIGHT</u> <u>CONTAINER CRANE FACILITY</u>	<u>EFFECTIVE: OCTOBER 1, 2005</u>
FMC SUBRULE: 34-D05	

FOR EXPLANATION OF SYMBOLS, SEE PAGE 0-A (AFTER TITLE PAGE)

	CRANE RATES	ITEM
THIS PAGE INTENTIONALLY LEFT BLANK		560 (cont.)

ISSUED BY
MIAMI-DADE COUNTY SEAPORT DEPARTMENT

TARIFF NO. 010

5th REVISED PAGE 30 (2 pgs.)

**SECTION EIGHT
CONTAINER CRANE FACILITY**

EFFECTIVE: OCTOBER 1, 2014

FMC SUBRULE: 34-D05

FOR EXPLANATION OF SYMBOLS, SEE PAGE 0-A (AFTER TITLE PAGE)

<p>Under Spreader, Twin Lift (Rated Load) 65 LT</p> <p>Under Cargo (Hook) Beam 100 LT (Full travel outreach to backreach)</p> <p>Outreach from waterside rail: 223.1 ft</p> <p>Total Hoisting Height: 193.5 ft</p> <p>Special technical characteristics are available upon request.</p>	<p>CONTAINER GANTRY CRANE CHARACTERISTICS (C) (H)</p>	<p>570</p>
<p>The stevedore making arrangements for the rental of the crane(s) will be held responsible for paying all charges incurred by its use, as defined in other sections of this Tariff, to the Seaport Department. These charges will include all charges related to damages caused by the stevedore while using the crane(s).</p>	<p>PAYMENT OF BILLS</p>	<p>580</p>
<p>In all single lifts which exceed 90,000 pounds (with hook), a heavy lift charge of \$2.50 per short ton will be assessed on the weight exceeding 90,000 pounds, which will be in addition to crane(s) rental charges. Weights listed on manifests will govern heavy lift charges, if actual weights are not provided.</p>	<p>HEAVY LIFT CHARGES</p>	<p>584</p>

ISSUED BY

MIAMI-DADE COUNTY SEAPORT DEPARTMENT

TARIFF NO. 010

4th 2nd REVISED PAGE 31

EFFECTIVE: OCTOBER 1, 1999 2015

**SECTION EIGHT
CONTAINER CRANE FACILITY**

FMC SUBRULE: 34-D05

FOR EXPLANATION OF SYMBOLS, SEE PAGE 0-A (AFTER TITLE PAGE)

<p>The crane(s) will be in operating condition when turned over to the crane user and will be returned in the same condition as when received, wear and tear alone excepted. All repairs will be effected through the maintenance operator or through their designated contractor and billed accordingly for repair costs incurred. Downtime caused by crane user negligence will be charged at the rate as per paragraph entitled RATES included in this Section, acts of God excepted.</p>	<p>CRANE CONDITION</p>	<p><u>ITEM</u> 586</p>
<p>Any damages which render the crane(s) inoperable due to crane user negligence, and which may preclude the Seaport from any operating revenues, will be the responsibility of the stevedore to reimburse the Seaport for such revenues during the period of repair.</p>	<p>DAMAGES SUSTAINED TO CRANE</p>	<p>588</p>
<p>All stevedores are required to furnish certificates of insurance to the crane maintenance management company who reserves the right to deny use of the crane(s) to any firm supplying false, incomplete or misleading insurance information.</p> <p>Stevedores Legal Liability Insurance and Comprehensive General Liability Insurance coverage shall be provided as liability against damages resulting from loading and unloading vessels by the stevedore. This insurance shall be a minimum of \$5,000,000.00 for each occurrence. <u>Insurance coverage must include USL&H (United States Longshoremen and Harbor Association) coverage as required by the Longshore Act.</u></p> <p>Miami-Dade County, Florida (Port of Miami-Dade) and the crane maintenance management company shall be named as additional name insured.</p> <p>These requirements are in addition to previous insurance requirements per other sections of this tariff.</p> <p>The above insurance policies shall not be canceled or allowed to expire until thirty days after the Seaport <u>PortMiami</u> has received written notice thereof from the insurance carrier.</p>	<p>INSURANCE (C)</p>	<p>590</p>

ISSUED BY

MIAMI-DADE COUNTY SEAPORT DEPARTMENT

<p>TARIFF NO. 010</p> <hr/> <p>SECTION EIGHT <u>CONTAINER CRANE FACILITY</u></p>	<p>1st REVISED PAGE 32</p> <hr/> <p>EFFECTIVE: OCTOBER 1, 2014</p>
---	---

FMC SUBRULE: 34-D05

FOR EXPLANATION OF SYMBOLS, SEE PAGE 0-A (AFTER TITLE PAGE)

		<u>ITEM</u>
<p>All users of the crane(s) shall be held responsible for cleaning the facilities after using them, including the adjacent aprons and gutters. If the facilities are not properly cleaned, charges shall be assessed as noted in other sections of this Tariff, as noted in Item 260.</p>	<p>CLEANING FACILITIES (C)</p>	<p>596</p>

ISSUED BY
MIAMI-DADE COUNTY SEAPORT DEPARTMENT

TARIFF NO. 010

EFFECTIVE: OCTOBER 1, 2014 2015

**SECTION NINE
RENTALS & LEASES**

FMC SUBRULE: 34-E01

FOR EXPLANATION OF SYMBOLS, SEE PAGE 0-A (AFTER TITLE PAGE)

RENTALS AND LEASES DELETED - No longer applicable. Old Port properties returned to the City of Miami on March 7, 1972.	RENTAL OF SPACE OLD PORT	ITEM 600
<p>Office Space in 1001, 1007 & 1015 Maritime Administration Building - Floors 1, 2, & 3 \$ 23.00* per square foot, per year which includes air conditioning, lights, electricity, and with or without janitorial services. Either five year lease, annual lease or month-to-month rental.</p> <p>Office Space in 1007 Maritime Administration Building - Floors 4 and 5 \$25.00* per square foot, per year which includes air conditioning, lights, electricity, and with or without janitorial services. Either five year lease, annual lease or month-to-month rental.</p> <p>Retail Space, General \$ 30.00 per square foot, per year which includes air conditioning, lights, electricity, excluding janitorial services. Either five years, annual lease or month-to-month rental.</p> <p>Retail Space, Passenger Terminals \$26.00 per square foot, per year, which includes air conditioning, lights, electricity, excluding janitorial services. Either five year lease, annual lease or month-to-month rental.</p> <p>Office Space Passenger Terminals B through J, & Floor Open Space in all Terminals B-J \$ 23.00* per square foot, per year which includes air conditioning, lights, electricity, and with or without janitorial services. Either five year lease, annual lease or month-to-month rental.</p> <p>Office Space Passenger Terminals 2 & 10 \$11.00 - \$20.00* per square foot, per year which includes air conditioning, lights, electricity, and with or without janitorial services. Either five year lease, annual lease or month-to-month rental. Exact rate shall be determined by the Port Director based on criteria including, but not limited to, access to street, location, condition of area (whether janitorial services are included or excluded), and other revenue contributions to the Port by lessee from any other Port operations.</p> <p>Office Space at Locations below \$ 20.00* per square foot, per year which includes air conditioning, lights, electricity, and with or without janitorial services. Either five year lease, annual lease or month-to-month rental. 655 Asia Way 1500 Bahama Drive aka Port Boulevard 1630 Bahama Drive aka Port Boulevard 514 Australia Way</p> <p>Modular Office Space \$ 16.00* per square foot, per year which includes air conditioning, lights, electricity, and with or without janitorial services. Either five year lease, annual lease or month-to-month rental.</p> <p>*Note: Deduct \$1.00 per square foot for janitorial, if not included.</p> <p>The Lessee, at its sole cost and expense, shall be liable and responsible for installing and maintaining phone line, internet services, and video surveillance.</p> <p>When, because of operational requirements, the Port infringes on the continued and uninterrupted use of a tenant's leased property, the Port may consider and apply rent abatement credits commensurate with the tenant's petition as validated and recommended by the Port's property management division and approved by the Port Director.</p>	<p>RENTAL OF SPACE (C) <u>(I)</u></p>	<p>602</p>

ISSUED BY

MIAMI-DADE COUNTY SEAPORT DEPARTMENT

TARIFF NO. 010

**SECTION NINE
RENTALS & LEASES**

8th 9th REVISED PAGE 33

EFFECTIVE: OCTOBER 1, 2014 2015

FMC SUBRULE: 34-E01

FOR EXPLANATION OF SYMBOLS, SEE PAGE 0-A (AFTER TITLE PAGE)

**ISSUED BY
MIAMI-DADE COUNTY SEAPORT DEPARTMENT**

TARIFF NO. 010

3rd REVISED PAGE 34 (2 pgs.)

EFFECTIVE: OCTOBER 1, 2014

**SECTION NINE
RENTALS & LEASES**

FMC SUBRULE: 34-E01

FOR EXPLANATION OF SYMBOLS, SEE PAGE 0-A (AFTER TITLE PAGE)

		<u>ITEM</u>
<p><u>Airline Counter Space in Passenger Terminals</u></p> <p>.....\$30.00 per square foot per year, on a year to year lease basis, which will include a prescribed allocation of space, Port owned ticket counter/desk, lighting and electricity for vendor provided equipment, maintenance for Port owned property, and janitorial services.</p>	<p>RENTAL OF SPACE (C) (+) (D)</p>	<p>602</p>
<p><u>Leases for Travel & Tour Operator Kiosks/Booths</u></p> <p>Travel & Tour Operators picking-up and/or dropping-off passengers from Port facilities, and leasing kiosks or booths located on Port facilities for or in connection with pre- and/or post- cruise tour activities shall pay an annual rental fee (payable monthly) calculated as the sum of (a) \$4.80 per gross square foot plus (b) the greater of (i) 8% of annual gross revenues arising from such activities or lease OR (ii) 50% of all annual revenues paid to the applicable cruise line by or on behalf of such operator/lessee which relate to or arise from tour sales to cruise line passengers. Tour Operators must provide a list of tours and rates to the Port in advance of Port operations. Upon commencement of Port operations, tour operators shall provide the Port each month with their gross & net revenues and the amount of monthly revenues paid to the applicable cruise line broken down by vessel and/or cruise terminal.</p> <p>The kiosk/booth structure shall be leased on a non-exclusive basis using Port standard form leases incorporating the rental fee requirements set forth in this item. The tenant shall provide its own kiosk/booth and associated equipment and shall move, store, and/or relocate the kiosk/booth as needed at the tenant's sole cost and expense. No more than one semi-permanent kiosk/booth shall be allowed per Tour Operator per cruise terminal. The size, design, and location of all kiosks/booths potentially authorized under this Item shall be subject to prior written approval of the Port Director (or his designee) at the Port Director's sole discretion. The Tour Operator must have a Tour Operator Agreement or Shore Excursion Agreement with a PortMiami Cruise Line partner in order to place a sales kiosk/booth at a Port terminal facility.</p>		

ISSUED BY

MIAMI-DADE COUNTY SEAPORT DEPARTMENT

TARIFF NO. 010

3rd REVISED PAGE 34 (2 pgs.)

EFFECTIVE: OCTOBER 1, 2014

**SECTION NINE
RENTALS & LEASES**

FMC SUBRULE: 34-E01

FOR EXPLANATION OF SYMBOLS, SEE PAGE 0-A (AFTER TITLE PAGE)

		<u>ITEM</u>
<p>The Tour Operator, upon prior notice from PortMiami, shall allow inspections and audits by the County, through its employees and/or representatives, of all records and books of account, including such records as may be requested or required by the County, which records shall be maintained by the tour operator, including, without limitation, records reflecting payments made by such tour operator to each individual cruise line and any records needed to calculate or verify the operator's net and/or gross revenues. The Tour Operator shall make all the records, books of account, and other documentation available at a local location designated by the Port.</p> <p>Such Port kios^k/booth leases issued under this Item, whether annual or month-to-month, do not provide for electricity, water, sewer, phone or internet service, landscaping, maintenance, housekeeping, fencing, security, paving, asphalt repairs, or other repairs. All such services, utilities, maintenance, and repairs shall be the sole responsibility of the tenant at the tenant's expense.</p>	<p>RENTAL OF SPACE (G) (H) (D)</p>	<p>602</p>

TARIFF NO. 010

4th REVISED PAGE 35

**SECTION NINE
RENTALS & LEASES**

EFFECTIVE: OCTOBER 1, 2007

FMC SUBRULE: 34-E01

FOR EXPLANATION OF SYMBOLS, SEE PAGE 0-A (AFTER TITLE PAGE)

		ITEM
<p><i>Warehouse Space</i> \$ 5.00 – 11.00* per square foot per year which does not include air conditioning, lights, electricity, or janitorial services. Either five year lease, annual lease or month-to-month rental.</p> <p>Exact rate shall be determined by the Port Director based on criteria including, but not limited to, access to street, location, condition of area, and other revenue contributions to the Port by lessee from any other Port operations.</p> <p>*Any related rate adjustment as determined by the Port Director will be in addition to rental charges.</p>	<p>RENTAL OF SPACE</p>	<p>602</p>

ISSUED BY

MIAMI-DADE COUNTY SEAPORT DEPARTMENT

TARIFF NO. 010

4th REVISED PAGE 35-A (2 pgs.)

**SECTION NINE
RENTALS & LEASES**

EFFECTIVE: OCTOBER 1, 2014

FMC SUBRULE: 34-E01

FOR EXPLANATION OF SYMBOLS, SEE PAGE 0-A (AFTER TITLE PAGE)

Portable Telecommunications Antennas

..... \$2,500.00 per month, or any part thereof, will be assessed for each Portable Telecommunications Antenna temporarily* emplaced. This amount will be in addition to the associated open ground space charge at the maximum non-containerized ground space lease rate, and any other charges imposed by this tariff. For the purpose of this item, open ground space will be any space, improved or otherwise, to include parking space, as deemed appropriate by the Port Director. All Information Technology Department (ITD) requirements must be met before any installation is approved.

*The emplacement of a portable antenna under this tariff provision is with the understanding that the associated lease agreement would be on a month-to-month basis and in effect during the time required to install a permanent-type antenna as approved by the Port Director.

RENTAL
OF SPACE
(A)

ITEM
602

Wall-mounted Telecommunications Antennas

The per annum fixed rate for space for wall-mounted telecommunications antennas and support equipment, on a year-to-year basis, shall be not less than \$40,000.00 and based on the following schedule:

Category	Antennas	Support Equipment	Rate Per Year
1	One (1) or any array of not more than three (3) wall-mounted antennas encompassing not more than seven (7) linear feet between each antenna	Equipment required for initial setup to support antenna(s), not exceeding the following: electric panel, electric meter, transformer, stand-alone air conditioning unit, disconnect switch, antenna receiver unit, and cabling	\$40,000.00
2	One (1) to not more than an array of three (3) additional wall-mounted antennas encompassing a span of not more than seven (7) linear feet between each antenna.	Except for required cabling, this schedule does not provide for any additional support equipment.	\$7,500.00
3	This schedule does not provide for any additional antennas.	Additional support equipment but less than that required for an initial setup.	\$7,500.00

ISSUED BY

MIAMI-DADE COUNTY SEAPORT DEPARTMENT

TARIFF NO. 010

4th REVISED PAGE 35-A (2 pgs.)

EFFECTIVE: OCTOBER 1, 2014

**SECTION NINE
RENTALS & LEASES**

FMC SUBRULE: 34-E01

FOR EXPLANATION OF SYMBOLS, SEE PAGE 0-A (AFTER TITLE PAGE)

Wall-mounted Radio/Data Antenna for Port Users

The annum fixed rate for space for one wall-mounted radio/data antenna and supporting equipment, on a year-to-year basis, shall be \$3,000. This rate applies for Port users that require an antenna in order to conduct business at the Port.

- Support equipment (each component thereof) will be of reasonable and customary dimensions subject to the approval of the Port Director.
- Cabling includes coaxial cable, electric wiring, and associated conduit and bracketing required to connect antenna(s) to support equipment, support equipment to each other, and from support equipment to power source.
- Vendor will pay for electric utility use separate from antenna lease rate.
- Vendor will be responsible for all installation, to include the installation of an electric meter, maintenance, repair, and replacement.
- Under Schedule 3, should the Port Director deem the additional equipment to be equal to an initial set-up as provided for in Schedule 1, a Schedule 1 rate will be assessed.
- Installation and use of any antenna(s) and/or support equipment shall not interfere with the operation of another vendor's or the Port's antennas and/or support equipment or any other operational system, and it will comply with all applicable laws, including all zoning codes and requirements of the Miami-Dade County Code; Ordinance No. 01-157; South Florida Building Code; Miami-Dade County Information Technology Department; Federal Communications Commission; National Council on Radiation Protection and Measurement; Institute of Electrical and Electric Engineers; and American National Standards Institute.

RENTAL
OF SPACE
(A)

ITEM
602

ISSUED BY

MIAMI-DADE COUNTY SEAPORT DEPARTMENT

TARIFF NO. 010

2ND REVISED

PAGE 36

**SECTION NINE
RENTALS & LEASES**

EFFECTIVE: OCTOBER 1, 2011

FMC SUBRULE: 34-E01

FOR EXPLANATION OF SYMBOLS, SEE PAGE 0-A (AFTER TITLE PAGE)

		<u>ITEM</u>
<p>TEMPORARY AND/OR MOBILE STRUCTURES in any area will be leased on a non-exclusive basis at rates as determined by the Port Director in conformity with, among other things, appraisal rates. Utilities and/or janitorial charges to be assessed as determined by the Port Director.</p>	<p>Rental of Space</p>	<p>602</p>

**ISSUED BY
MIAMI-DADE COUNTY SEAPORT DEPARTMENT**

TARIFF NO. 010

9th 10th REVISED PAGE 37 (2 pgs)

EFFECTIVE: OCTOBER 1, 2014 2015

**SECTION NINE
RENTALS & LEASES**

FMC SUBRULE: 34-E02-E05

FOR EXPLANATION OF SYMBOLS, SEE PAGE 0-A (AFTER TITLE PAGE)

<p>Open ground storage area rented monthly or annually for Port related use on a non-exclusive basis will be leased at the rates listed below.</p>		<u>ITEM</u>
<p>Open Ground Non-Waterfront.....\$ 4.80 per sq. ft./per year (non-containerized)</p>		
<p>Open Ground Waterfront.....\$ 6.40 per sq. ft./per year (non-containerized)</p>		
<p>Fisher Island.....\$ 6.40 per sq. ft./per year</p>		
<p>Portable Telecommunication Antennas... \$ 6.40 per sq. ft./per year</p>		
<p>Open Ground Retail Space.....\$15.00 per sq. ft./per year</p>		
<p>Open Ground (non-containerized) land used for stevedoring maintenance and repair of heavy equipment (including, but not limited to, top loaders, mules, forklifts, containers, etc). Storage of full containers is not permitted.... \$1.54 per sq ft/ per year</p>	<p>OPEN GROUND LEASES (G) (I)</p>	604
<p>Such leases, whether annual or month-to-month, do not provide for electricity, water, sewer, phone or internet service, landscaping, maintenance, housekeeping, fencing, security, paving, asphalt repairs, or other repairs. All such services, utilities, maintenance, and repairs shall be the sole responsibility of the tenant at the tenant's expense.</p>		
<p>(Rate discount not applicable to this category.)</p>		
<p>For not-for-profit/government entities or other entities that provide support functions or services deemed beneficial to Port operations, as determined by the Port Director, the Port Director may reduce lease rates by no more than 25% of the applicable open ground rate.</p>		
<p>Such leases whether five year, annual or month-to-month do not provide for electricity, water, sewer, landscaping, maintenance, housekeeping, fencing, paving or asphalt repairs.</p>		
<p><u>To fulfill Port operational needs and requirements, the Port reserves the right to occasionally berth vessels at bays 54 through 65 for such periods as may be deemed necessary by the Port Director. Lessee, at its sole cost and expense, shall be liable and responsible for all expenses incurred to clear the required space and relocate equipment back to the leased</u></p>		

ISSUED BY

MIAMI-DADE COUNTY SEAPORT DEPARTMENT

TARIFF NO. 010

9th 10th REVISED PAGE 37 (2 pgs)

EFFECTIVE: OCTOBER 1, 2014 2015

SECTION NINE
RENTALS & LEASES

FMC SUBRULE: 34-E02-E05

FOR EXPLANATION OF SYMBOLS, SEE PAGE 0-A (AFTER TITLE PAGE)

property. Rent abatement credits may be considered at the Director's discretion when tenant's equipment is moved off Port due to the unavailability of any temporary alternate location on the Port.	OPEN GROUND LEASES (G) (L)	604
All fencing inside transit sheds warehouses and passenger terminals must be authorized by the Port Director. All original fencing or subsequent modifications will be installed at the expense of the applicable Port user. After installation, the fencing becomes the property of the Seaport Department of Miami-Dade County (Port of Miami-Dade).	INSIDE	605
Port tenants not directly involved in the transportation of passengers or cargo from Port of Miami-Dade facilities may be assessed an additional rental charge based on a percentage of their annual gross revenue, as determined by the Port Director, in addition to the charges in Item 602 or 604 above. Such charge shall not exceed 40% of the affected tenant's annual gross revenue. Annual gross revenue shall include all revenue derived from the sale of merchandise or services at the leased premises, exclusive of any Florida State Sales Tax collected from customers.	OTHER	606
Lease documents not returned within the time-frame requested by the Port in writing will be subject to a late fee of \$500.00 or one month's rent, whichever is greater (i.e. lease agreement, affidavit, payment guarantee, insurance certificates, etc.). If documents are not returned within 30 days of non-compliance, lease agreement will be terminated.	LEASE DOCUMENTS LATE FEE	607
In addition to the Certificate of Use and Occupancy required prior to commencement of operations, the Lessee, at its sole cost and expense, shall be liable and responsible for obtaining, paying and maintaining a current Fire/Life Safety Operating Permit in compliance with Miami-Dade County Code, Article III, Section 14-53.	LEASE PERMITS AND LICENSES	608
The Lessee shall be solely responsible for all costs and expenses which arise out of environmental contamination for which County may be held liable caused by the Lessee, the Lessee's agents, employees, contractors, or invitees during any prior or current tenancy or occupancy of the Premises or any portion thereof	LEASE ENVIRONMENTAL PROTECTION AND INDEMNITIES	609

ISSUED BY

MIAMI-DADE COUNTY SEAPORT DEPARTMENT

TARIFF NO. 010

ORIGINAL PAGE 37A

EFFECTIVE: OCTOBER 1, 2012

**SECTION NINE-A
FOREIGN TRADE ZONE**

FMC SUBRULE: 34-E02-E05

FOR EXPLANATION OF SYMBOLS, SEE PAGE 0-A (AFTER TITLE PAGE)

Foreign Trade Zone Site Operators shall pay all applicable fees as outlined in the Grantee Fee Schedule. Fees are subject to periodic review and adjustment. The below fees do not include any additional fees charged by the Foreign Trade Zone Board or Customs.

PortMiami Foreign Trade Zone Grantee Fee Schedule¹

Application Fee Usage Driven / Subzone	\$2,500
Application Fee New Magnet Site	\$10,000
Application Fee for Manufacturing	\$2,500

Based on square feet of Zone Site

Annual Fee	Less than 100,000 s.f.	100,000 - 200,000 s.f.	200,000 - 400,000 s.f.	400,000 - 750,000 s.f.	Over 750,000 s.f.
Active Site	\$5,000	\$10,000	\$15,000	\$20,000	\$20,000 plus \$0.025 per add'l s.f.
Non-Active Site	\$2,500				

Additional Fees

Alteration	\$2,500
Penalty Fee for Late Annual Reporting	\$1,000.00 per month until in compliance
Other Fees and Charges ²	\$65.00 per hour or part thereof

¹ Refer to PortMiami FTZ 281 Grantee Zone Schedule, available on website, for detailed description of process and fees.

² Other fees and charges include any other fees, charges, or expenses incurred by Grantee for the purpose of obtaining Foreign Trade Zone Board approval and/or U.S. Customs & Border Protection approval on behalf of client, and not specifically listed herein, at the discretion of the Grantee, will be assessed to client at cost.

PortMiami
Foreign
Trade Zone
No. 281

ITEM

610

ISSUED BY

MIAMI-DADE COUNTY SEAPORT DEPARTMENT

TARIFF NO. 010

15th 16th REVISED PAGE 38

**SECTION TEN
MISCELLANEOUS CHARGES**

EFFECTIVE: OCTOBER 1, 2014 2015

FMC SUBRULE: 34-F01

FOR EXPLANATION OF SYMBOLS, SEE PAGE 0-A (AFTER TITLE PAGE)

MISCELLANEOUS CHARGES		ITEM
<p>Charges for fresh water delivered to vessels at piers or wharves shall be assessed as follows:</p> <p>Per ton, 250 gallons.....\$ 2.58 <u>\$2.73</u> The minimum invoice for fresh water charged per vessel shall be \$ 90.00 Hook-up fee, per vessel.....\$ 55.70</p>	FRESH WATER (A)	700
<p>When unit is not returned, a charge of \$500.00 per Unit Connection will be assessed to the corresponding agent.</p>	FRESH WATER UNIT CONNECTION REPLACEMENT	701
<p>For providing electrical hook up and space for J.S.D.A fumigation, the Port fee for this service per container, per permitted vendor, per day (within any given calendar month) shall be :</p> <p>1 – 50 containers \$55.00 each 51 – 100 containers \$35.00 each 101 – 200 containers \$30.00 each 201 + containers \$25.00 each</p>	FUMIGATION CHARGE	703
<p>The fee for the use of the Port of Miami's cold treatment restacking facility in the fumigation yard shall be.....\$200.00, per container.</p>	RESTACKING FACILITY FEE	704
<p>When electricity is furnished to refrigerated containers and/or trailers by the Port, an additional utility charge per unit shall be assessed, at the rate per day of.....\$52.50</p> <p>Such charge shall be assessed for each 24-hour period or fractional part thereof.</p> <p>Except in the case of the Port's own negligence, the Port shall not be responsible for loss or damage caused by power failure, electrical surges, electrical or mechanical equipment failure or any other type of breakdown/failure.</p> <p>Refrigerated containers shall be the only equipment connected to the reefer plugs. If any other equipment is connected, the Port user and leaseholder will each be subject to a fine as described below:</p> <p>1st Offense \$ 500.00 2nd Offense \$1,000.00 3rd Offense Permit will be revoked</p>	ELECTRIC CURRENT FOR REFRIGERATED UNITS	705

**ISSUED BY
MIAMI-DADE COUNTY SEAPORT DEPARTMENT**

TARIFF NO. 010

13TH REVISED PAGE 39

EFFECTIVE: OCTOBER 1, 2013

**SECTION TEN
MISCELLANEOUS CHARGES**

FMC SUBRULE: 34-F01

FOR EXPLANATION OF SYMBOLS, SEE PAGE 0-A (AFTER TITLE PAGE)

		<u>ITEM</u>
<p>Per service provided by the County directly for stevedoring, security, and/or pier check-in services: \$350 per each service, per vessel call.</p>	<p>ADMINISTRATIVE FEE FOR ACCESS AGREEMENTS WITH CRUISE LINES</p>	<p>706</p>
<p>The following Harbor fee shall be charged to each vessel on a per call basis (effective 10/1/99), excluding inaugural activities for homeport ships at the discretion of the Director:</p> <p>0-20,000 Gross Registered Tons.....\$250.00 20,001 GRT and over.....\$500.00 Passenger vessels making 300 and more sailings per year.....\$ 50.00</p> <p>In the event of multiple daily sailings for the same vessel, only one harbor fee per 24-hour period will be assessed.</p> <p>The Harbor Fee shall not apply to Port terminal operators, or to their cargo vessel customers, where the terminal operator guarantees the Port 60 hours or more of crane time per terminal acre per year.</p>	<p>HARBOR FEE</p>	<p>707</p>

ISSUED BY

MIAMI-DADE COUNTY SEAPORT DEPARTMENT

TARIFF NO. 010

10TH REVISED PAGE 40

EFFECTIVE: OCTOBER 1, 2013

**SECTION TEN
MISCELLANEOUS CHARGES**

FMC SUBRULE: 34-F01

FOR EXPLANATION OF SYMBOLS, SEE PAGE 0-A (AFTER TITLE PAGE)

		<u>ITEM</u>
<p>All exporters of used self-propelled vehicles which use the Seaport's vehicle examination facility for the purpose of the presentation and validation of required documentation by U.S. Customs & Border Protection in accordance with Customs Regulations (19 CFR 192), will be assessed a usage fee of seven dollars and fifty cents (\$7.50) per vehicle, in accordance with the Code of Miami-Dade County, Florida, Sec. 28A, as put forth by the Board of County Commissioners of Miami-Dade County, Florida.</p> <p>Two dollars and fifty cents (\$2.50) of every seven dollars and fifty cents (\$7.50) collected shall be allocated to the Miami-Dade County Multi-Agency Auto Theft Task Force for purposes of enhancing security at, and interdicting the flow of stolen motor vehicles through the Port of Miami.</p>	VEHICLE EXAMINATION FACILITY CHARGE	709
<p>Facilities are available for the parking of vehicles for passengers boarding ships and for Port visitors and workers. Rates are as follows:</p> <p>Short term, per vehicle, per space.....\$ 7.00 Long term (overnight, multi-day passenger ships), per vehicle, per space, per day.....\$20.00 Long term (high density, overnight, and single-day cruise passenger ships), per vehicle, per space, per day... ..\$20.00 Special events, per vehicle, per space, no less than.....\$15.00</p> <p>All established parking rates will be posted at each facility and applied to the day a vehicle enters the parking lot and to each succeeding day it remains on the lot.</p> <p>Unattended ground parking areas, when properly posted as such, can be available to the general public at no charge for certain maritime industry related events as designated by the Port Director.</p>	VEHICLE PARKING AT THE PORT	710
THIS SPACE INTENTIONALLY LEFT BLANK		712
<p>A service fee will be assessed for the collection of a dishonored check, draft, or other order for the payment of money to the Port of Miami-Dade, in accordance with the rate structure established by Miami-Dade County, in Administrative Order 4-86. This service fee shall be in addition to all other penalties imposed by this tariff.</p>	RETURNED CHECK SERVICE FEE	713

ISSUED BY

MIAMI-DADE COUNTY SEAPORT DEPARTMENT

20TH 21ST REVISED PAGE 41 (2 pgs.)

TARIFF NO. 010

EFFECTIVE: OCTOBER 1, 2014-2015

**SECTION TEN
MISCELLANEOUS CHARGES**

FMC SUBRULE: 34-F01

FOR EXPLANATION OF SYMBOLS, SEE PAGE 0-A (AFTER TITLE PAGE)

<p>No one may engage in a business transaction or provide services on the Port Miami without first obtaining a business permit, supplying evidence of insurance coverage, and complying with all other applicable provisions of the tariff and/or other pertinent regulations issued by the Port Director and the Miami-Dade County Code. Exempt from the business permit requirement are: 1) those entities whose sole function on the Port is to fulfill the requirements of U.S. government regulatory agencies; 2) County-approved vendors, their sub-contractors and suppliers, while performing the tasks called for under their contract with Miami-Dade; and 3) Governmental entities. Applications for a permit to conduct business as a Stevedore must be in accordance with Miami-Dade Code Chapter 28A-6 and/or as determined by the Seaport Director.</p> <p>Obtaining a permit to do business at the Port Miami does not entitle the holder of the permit to, including but not limited to, land offices, access to restricted areas, guaranteed business opportunities, etc. The permit only allows the holder to conduct business at the Port Miami as per the rules and requirements of this Tariff.</p> <p>All cartage companies shall comply with the insurance requirements as described on Page 41-A of this Tariff.</p> <p>Permit fees shall be applied on an annual basis commencing on the date of issuance except for stevedore permit fees which shall be applied on an annual basis commencing on January 15 of every year.</p> <p>Permit renewals not received by the expiration date shall be cancelled, and the initial processing fee and annual permit fee shall be required for reinstatement.</p> <p>Companies engaging in business and/or providing services without first obtaining a business permit will, in addition to other fines, penalties, fees, costs, and damages arising under the county code, this tariff, other applicable laws, or otherwise; be subject to the following fees, costs, and/or actions:</p> <ul style="list-style-type: none"> • First time; warning plus a \$100 administrative fee. • Second time; warning plus a \$250 administrative fee. • Third time; \$1,000 administrative fee plus potential denial of permit for up to one (1) year from third infraction. <p><i>Company Name or Category Change</i> Any permit holder that requests a name or category change will be treated as a new applicant and shall pay the initial processing fee and annual permit fee.</p> <p>Companies holding an active stevedoring permit at the Port Miami are required to submit their final vessel loading and discharge reports for all vessels worked at the Port no later than 7 calendar days after vessel departure in a format acceptable to the Port. Arrangements to submit said reports are to be coordinated with the Port's Cargo Operations division.</p> <p>Initial Processing Fee (non-refundable) (all categories, except shipping lines and cruise lines, not otherwise listed) \$350.00 Initiation fee or Reinstatement Fee for tug Services..... \$6,000.00</p>	<p>ANNUAL AND TEMPORARY PERMIT FEES (C) (+)</p>	<p>ITEM 714</p>
---	---	--------------------------

20TH 21ST REVISED PAGE 41 (2 pgs.)

TARIFF NO. 010

EFFECTIVE: OCTOBER 1, 2014-2015

**SECTION TEN
MISCELLANEOUS CHARGES**

FMC SUBRULE: 34-F01

FOR EXPLANATION OF SYMBOLS, SEE PAGE 0-A (AFTER TITLE PAGE)

The following annual permit fees are applicable to the following business categories:

Fuel or bunker vessels, Up to 5 barges.....	\$ 200,000.00		
Each additional barge.....	\$ 25,000.00		
Mobile Food/Drink per Truck.....	\$2,500.00		
Pre-arranged Ground Transportation *	\$350.00		
Ship Chandlers/Suppliers.....	\$ 1,000.00		
Ship's Agents.....	\$ 1,750.00		
Sightseeing/Tour Services	\$350.00		
Shipping Lines and cruise lines	0.00		
Stevedoring Firms	\$ 5,800.00		
Tug Services, per tug.....	\$15,000.00		
All other business categories.....	\$ 350.00		
Tow Truck/Vehicle Delivery Service (No Initial Processing Fee).....	\$ 70.00		

ANNUAL
AND
TEMPORARY
PERMIT
FEES
(C)
(H)

ITEM

714

* Note: Pre-arranged ground transportation companies residing outside of South Florida will be allowed two round trips (drop off/pick up) to be assessed at \$150.00 per trip. Beyond the allowed two trips, these companies will be required to get a permit. The fees paid for the first two trips will be credited towards the full permit fees. All visiting vehicles are to be registered and issued transponders prior to their visit and provide the required insurance requirements as per this Tariff.

Fees and time period for all other activities not listed above shall be determined by the Port Director.

User permit renewal is subject to satisfaction of any outstanding balances due to the Seaport Department

The Port has discretion in denying the issuing of a new permit and/or the renewal of a permit based on any circumstance and/or known fact that is not consistent with the Port's requirements and operating guidelines, such as, but not limited to; payment history, outstanding claims, criminal record, and convictions, etc.

In addition to permit requirements for companies, all individuals must comply with all applicable local, state, and federal requirements to obtain a Port. I.D. for which the charge is as follows:

Port I.D. –	New/Renewal (Unescorted Access – 1 years) Green Card	\$0.00
	New/Renewal (Escorted Access – 1 year) Yellow Card	\$0.00
	New/Renewal (Escorted Access – 1 year) Red Card	\$0.00
	One Day Pass	\$0.00
	Replacement (Lost or Stolen)	\$25.00
	Replacement (Change of Company)	\$0.00

ISSUED BY

MIAMI-DADE COUNTY SEAPORT DEPARTMENT

TARIFF NO. 010

REINSTATED PAGE 41-A (2 pgs.)

EFFECTIVE: OCTOBER 1, 2010

**SECTION TEN
MISCELLANEOUS CHARGES**

FMC SUBRULE: 34-F01

FOR EXPLANATION OF SYMBOLS, SEE PAGE 0-A (AFTER TITLE PAGE)

<p>Insurance Requirements for Cartage Companies</p>	<p>ITEM</p>
<p>All cartage companies doing business at the Port of Miami must provide the Permit Section with a list of insured drivers and vehicles on a monthly basis due by the last County business day of each calendar month. Failure to provide the requested information will result in the suspension of the permit until the information is received.</p>	<p>714</p>
<p>By the conclusion of each month, either the insurance company issuing the policy or the managing general agent for the insurance company issuing the policy must provide the Port of Miami with an ACORD certificate of insurance evidencing at least \$1,000,000 in vehicle liability insurance coverage and a list of the tractors (year, make, and 17-digit vehicle identification number) that are covered under the policy. If the insurance company's managing general agent provides the requested information, the managing general agent must also provide a notarized letter signed by an authorized officer of the insurance company issuing the policy identifying the managing general agent and confirming that the managing general agent has the insurance company's authority to provide the information requested by the Port of Miami.</p>	<p>ANNUAL AND TEMPORARY PERMIT FEES</p>
<p>Information submitted by the insurance company and/or the managing general agent concerning the number of insured drivers will be compared to the Port's identification system as to the number of issued Port ID cards. Discrepancies will result in a suspension of the permit which will be effective two (2) business days after identification and notice of the discrepancy is provided to the permit holder and such discrepancy is not remedied within those two (2) business days. The permit shall remain suspended until such time the insurance coverage is sufficient and certified by the insurance company and/or the managing general agent. Discrepancies identified on Fridays or during holiday time off will receive special consideration.</p>	
<p>In the case of any discrepancies not cured within two (2) business days, or in the event a permit holder has a discrepancy more than twice in a fiscal year, a fine of \$3,000 will be assessed for the first violation. The second violation will result in the revocation of the permit.</p>	
<p>A cartage company's failure to report a change in an employee's work status (termination) within 7 days after the change may result in revocation of the Port of Miami business permit.</p>	
<p>Reactivation and addition of any cartage company's drivers will be granted only if confirmation is received from the Permit Section verifying that the cartage company is in compliance with the insurance requirements.</p>	

ISSUED BY

MIAMI-DADE COUNTY SEAPORT DEPARTMENT

TARIFF NO. 010

REINSTATED PAGE 41-A (2 pgs.)

EFFECTIVE: OCTOBER 1, 2010

**SECTION TEN
MISCELLANEOUS CHARGES**

FMC SUBRULE: 34-F01

FOR EXPLANATION OF SYMBOLS, SEE PAGE 0-A (AFTER TITLE PAGE)

Failure to return all seaport credentials immediately upon expiration of card or termination of the employee will result in a fine of \$100 per ID card to be paid by the cartage company.

If a driver and truck fail to prove insurance coverage on any spot check while at the Port, the vehicle and driver will be required to leave the Port immediately.

All drivers renewing their Port identification cards must show proof of insurance and/or approval of insurance to POM Security Operations – Identification & Credentialing Section.

If the Seaport Violation Committee finds that any permit holder or any cartage company has acted fraudulently in attempting to prove the required insurance coverage, the permit holder and/or cartage company, its owners and officers, and/or the insurance agent(s) involved in the fraudulent conduct shall be banned from doing business at the Port of Miami for three years

All cartage company drivers wishing to work for two companies on one (1) Port identification card must get an endorsement from the first company of record in order to add the second one.

Cartage companies shall provide the Port of Miami written authorization to contact the managing general agent or the insurance company, who shall provide any and all relevant information pertaining to the cartage company's insurance coverage.

All required insurance policies shall be issued by companies authorized to do business under the laws of the State of Florida, with the following qualifications:

1. The company must be rated no less than "B" as to management, and no less than "Class V" as to financial strength, by the latest edition of Best's Insurance Guide, published by A.M. Best Company, Oldwick, New Jersey, or its equivalent subject to the approval of the County Risk Management Division,

or

2. The company must hold a valid Florida Certificate of Authority as shown in the latest "List of All Insurance Companies Authorized or Approved to Do Business in Florida", issued by the State of Florida Department of Insurance and are members of the Florida Guarantee Fund.

ORIGINAL PAGE 41-B

TARIFF NO. 010

EFFECTIVE: OCTOBER 1, 2013

**SECTION TEN
MISCELLANEOUS CHARGES**

FMC SUBRULE: 34-F01

FOR EXPLANATION OF SYMBOLS, SEE PAGE 0-A (AFTER TITLE PAGE)

Tug Permit Requirements	ANNUAL AND TEMPORARY PERMIT FEES	ITEM
<p>All tug companies holding a business permit with the Port of Miami must have 1 tractor tug in their fleet available at the Port of Miami. Should the permitted company determine that a named tug is to be temporarily taken out of service for repairs, dry docking, temporary re-assignment, or permanently relocated from the Port of Miami, a substitute tug of equal or greater capabilities must be available at the Port of Miami prior to the removal of the tug being replaced at the permitted company's expense. In all cases, the permitted company must, prior to taking such action, notify the Port Director or designee in writing of the planned change(s). Only after receiving concurrence from the Port Director or designee, can the change(s) be made. Said concurrence will not be unreasonably denied.</p>		714
<p>Minimum Vessel Requirements – Per Individual Company</p> <ul style="list-style-type: none"> • At least one (1) 3,100 horsepower; 110,000 pound bollard pull • Have adequate vessel fenders to sufficiently and safely perform all berthing assistance and maneuvers with each class of ship and barge • Be equipped with multiple frequency bridge-to-bridge transceivers for communicating among ships and barges, tug, PortMiami Berthing Office, and harbor pilots 		

TARIFF NO. 010

12th 13th REVISED PAGE 42 (3 pgs.)

EFFECTIVE: OCTOBER 1, 2014 2015

**SECTION TEN
MISCELLANEOUS CHARGES**

FMC SUBRULE: 34-F01

FOR EXPLANATION OF SYMBOLS, SEE PAGE 0-A (AFTER TITLE PAGE)

Taxicabs, per trip.....\$ 2.00

In addition to the annual permit fee established above, Ground Transportation Companies shall be subject to the following per trip fees for each vehicle:

Pre-paid accounts with permit and transponder: *

<i>Type Vehicle Rate</i>	<i>Passenger Capacity</i>	<i>Per Entry</i>
Limousines and Vans	14 passengers or less	\$4.50
Mini-Buses	15 - 32 passengers	\$9.00
Bus	33 or more passengers	18.00
**Hop-On Hop-Off Bus	33 or more passengers	18.00

* On prepaid accounts with permits, when the account cannot be replenished, the rate charged will be applied as per the non-prepaid account with permit.

Non pre-paid accounts with permit and transponder:

<i>Type Vehicle Rate</i>	<i>Passenger Capacity</i>	<i>Per Entry</i>
Limousines and Vans	14 passengers or less	\$6.00
Mini-Buses	15 - 32 passengers	\$11.00
Bus	33 or more passengers	\$20.00
**Hop-On Hop-Off Bus	33 or more passengers	20.00

** Hop-On Hop-Off vehicles while engaged in dropping-off or picking-up passengers at kiosks/booths leased by Travel or Tour Operators pursuant to Tariff Item 602 shall not be subject to Tariff Item 714 per trip fees.

Upon implementation of new system, the above stated fees will be accessed whenever the ground transportation vehicle transverses the bridge onto the Port of Miami, whether dropping off or picking up passengers.

All pre-arranged ground transportation vehicles entering the Port of Miami must have a Port issued transponder. The Port reserves the right, at any time, to inspect, and validate the issued transponder to assure proper usage and compliance with all rules and regulations governing pre-arranged ground transportation companies doing business at the Port as outlined in this Tariff.

All registered vehicles will be issued an electronic transponder that must be affixed to the vehicle. Failure to affix the issued transponder to the vehicle or in any way damaging the transponder will result in the cancellation of the permit and the initial processing fee and annual permit fee shall be required for reinstatement.

Transponder Cost:

1 st transponder	- No Charge
2 nd transponder	- \$25
3 rd transponder	- \$100

ANNUAL
AND
TEMPORARY
PERMIT
FEES
(C)

ITEM

714

ISSUED BY

MIAMI-DADE COUNTY SEAPORT DEPARTMENT

TARIFF NO. 010

42th 13th REVISED PAGE 42 (3 pgs.)

EFFECTIVE: OCTOBER 1, 2014 2015

**SECTION TEN
MISCELLANEOUS CHARGES**

FMC SUBRULE: 34-F01

FOR EXPLANATION OF SYMBOLS, SEE PAGE 0-A (AFTER TITLE PAGE)

<p>Ground transportation companies are required to register all drivers with the Permit Section. This will include a list of the drivers and a copy of their valid driver's license. Any and all changes must be reported immediately. Failure to do so may result in the cancellation of the Port of Miami permit. Drivers for ground transportation companies are no longer required to obtain a port identification card unless the driver is to access a <u>secured and restricted</u> area. In these cases, a Port ID will still be required.</p>		<u>ITEM</u>
<p>Prearranged ground transportation companies are required to register and install transponders in all vehicles working at the Port of Miami. Any and all changes made to their respective fleets are to be reported immediately as they occur. All vehicle registration and installation of transponders are to be made by appointment through the Seaport's Permit Section. Failure to report, register, or install a transponder any vehicle operating at the Port will result in the cancellation of the permit and the initial processing fee and annual permit fee shall be required for reinstatement.</p>	ANNUAL AND TEMPORARY PERMIT FEES (C)	714
<p>Ground Transportation Greeter Area and Signs Pre-arranged ground transportation greeters must have a valid Port of Miami identification card while working at the cruise terminals. Greeters are to stand at a pre-approved waiting area, designated by PortMiami, no more than two greeters per company per terminal. Greeters must use proper and professional signs in greeting their clients, which cannot be made of paper, cardboard, or any other type of disposable material. Greeters are only allowed to greet their company clients and will not sell or attempt to sell on-demand transportation services. Violators are subject to all rules and regulations set forth in this Tariff.</p>		
<p>Ground Transportation Vehicle Staging Lot Ground transportation vehicles identified as, but not limited to, vans, sedans, limousines, and minibuses, are to stage in the allocated Ground Transportation Lot. Vehicles are to remain inside the lot until called upon by the pre-arranged ground transportation greeters for immediate pick up of their passengers with reservations. Ground transportation vehicles are not to circle the Port of Miami as they wait for passengers to exit the terminal. Violators are subject to all rules and regulations set forth in this Tariff.</p>		
<p>Ground transportation companies that do not comply with the operational requirements of the Port of Miami to include but not limited to; failure to maintain valid insurance, failure to report any changes in the company's vehicle fleet, delinquent accounts, are subject to the following fees and/or actions: For companies holding a valid Port of Miami permit:</p> <ul style="list-style-type: none"> • First time; warning plus a \$100 administrative fee. • Second Time; warning plus a \$250 administrative fee. • Third time; \$1,000 administrative fee, inability to access Port facilities and revocation of permit and unable to work at the Port of Miami. <p>For companies without a valid Port of Miami permit:</p> <ul style="list-style-type: none"> • Warning plus a \$1,000 administrative fee. 		

ISSUED BY

MIAMI-DADE COUNTY SEAPORT DEPARTMENT

TARIFF NO. 010

12th 13th REVISED PAGE 42 (3 pgs.)

EFFECTIVE: OCTOBER 1, 2014 2015

**SECTION TEN
MISCELLANEOUS CHARGES**

FMC SUBRULE: 34-F01

FOR EXPLANATION OF SYMBOLS, SEE PAGE 0-A (AFTER TITLE PAGE)

<p>Failure to pay any administrative fee issued with a warning will result in the revocation of the Port of Miami permit for a duration to be determined by the Director.</p> <p>Companies issued warnings will have two (2) business days to remedy and to bring their accounts into full compliance with all rules and regulations of this Tariff. Failure to do so will adversely affect the company's ability to continue to do business at the Port and even revoke their business permit.</p> <p>Rental car companies conducting business activities at the Port of Miami-Dade but not operating under a non-exclusive license agreement with the Port shall be assessed a percentage of the gross revenues arising from such activities at an annual rate of 8%. Business activities for rental car companies include, but are not limited to, the pick-up of passengers via courtesy vehicles for transportation to rental car facilities off the Port.</p> <p>Rental car companies, upon prior notice from PortMiami, shall allow inspections and audits by the County, through its employees and/or representatives, of all records and books of account, including such records as may be required by the County to be maintained by the rental car companies including, without limitation, any records needed to calculate or verify "gross revenue." It is further understood and agreed that the car rental company shall make all the records, books of account, and other documentation available at a local location designated by the Port.</p>	<p>ANNUAL AND TEMPORARY PERMIT FEES (C)</p>	<p><u>ITEM</u> 714</p>
<p>All requests for a Special Dock Parking Permit must be in writing to the Seaport Director or his designee. Upon receipt, a recommendation will be made to the Seaport Director, who is the final approving authority. Each request must specify the specific reason the request is being made, as well as any other extenuating factors. Special Dock Parking Permits, valid for one year, will only be issued to those individuals who have a justified requirement to park their vehicle dockside in a restricted area on the Seaport. All individuals issued a Special Dock Parking Permit shall also have a valid Seaport identification card and Transportation Worker Identification Credential (TWIC) Card issued in compliance with Transportation Security Administration (TSA) Federal requirements in their possession pursuant to County Ordinance 28A, Seaport Security, and Operations.</p> <p>Special Dock Parking Permit.....\$200.00, per year, for cargo and/or cruise parking permit Replacement.....\$ 25.00</p>	<p>SPECIAL DOCK PARKING PERMIT (C)</p>	<p>715</p>

ISSUED BY

MIAMI-DADE COUNTY SEAPORT DEPARTMENT

TARIFF NO. 010

ORIGINAL PAGE 43

ISSUED: JANUARY 1, 1994

EFFECTIVE: MARCH 31, 1994

**SECTION ELEVEN
GENERAL INFORMATION**

FMC SUBRULE: 34-G01

FOR EXPLANATION OF SYMBOLS, SEE PAGE 0-A (AFTER TITLE PAGE)

GENERAL INFORMATION		<u>ITEM</u>
<p>The Miami Harbor embraces the artificial basins, slips and channels that have been dredged along the bay front of Miami and in the bay and through the waters of Biscayne Bay to the ocean, and is located generally at Latitude 25-46' No. Longitude 80-10'W.</p>	<p>MIAMI HARBOR</p>	<p>800</p>
<p>The entrance to the main channel is directly east of the City of Miami, approximately 4.5 miles. The sea buoy marking the channel entrance through the reef is about 2 miles offshore. The entrance is an artificial cut 1,000 feet wide, known as Government Cut, dredged across the southern end of Miami Beach. It is protected by jetties and is well marked. A channel has been developed to a control depth of 44 feet, and 500 feet wide on the sea end to the jetties and 500 feet wide with a control depth of 42 feet to the turning area on the east tip of Lummus Island thence into Fisherman's Channel along the gantry berth area for a distance 4,100 feet. The Fisherman's Channel continues westward for 8,000 feet at depth 25 feet. The main channel along the northside of Lummus and Dodge Islands is 500 feet wide with a 36 foot control depth which continues westward across Biscayne Bay to the main turning basin.</p>	<p>MAIN CHANNEL</p>	<p>802</p>
<p>From Government Cut, the Fisherman's Channel has been dredged with a control depth of 42 feet for the easternmost 4,100 feet and a control depth of 25 feet for 8,000 feet to the west. Minimum width of 500 feet, Fisherman's Channel provides a direct connection to the wharves on the south side of Dodge and Lummus Islands and the mouth of the Miami River. At the extreme west end of Fisherman's Channel, a 1,000 foot turning basin is dredged to a control depth of 25 feet to facilitate turning movement of ships to and from the Miami River. At the wide point of the Fisherman's Channel, a 900-foot wide turning basin is provided at the location of the east channel slip.</p>	<p>FISHERMAN'S CHANNEL</p>	<p>806</p>

ISSUED BY

MIAMI-DADE COUNTY SEAPORT DEPARTMENT

TARIFF NO. 010

ORIGINAL **PAGE 44**

ISSUED: **JANUARY 1, 1994**

EFFECTIVE: **MARCH 31, 1994**

**SECTION ELEVEN
GENERAL INFORMATION**

FMC SUBRULE: 34-G01

FOR EXPLANATION OF SYMBOLS, SEE PAGE 0-A (AFTER TITLE PAGE)

		<u>ITEM</u>
The main turning basin is 1,700 feet north and south and 1,650 feet east and west, with a control depth of 36 feet.	MAIN TURNING BASIN	808
An additional turning basin is located in the triangular area between the main channel and the north side of Fisher Island and is dredged 42 feet to provide a turning basin at the junction of the main and Fisherman's Channels.	FISHER ISLAND TURNING BASIN	810
Miami River has channel dredged to 15 feet at high water, 150 feet wide for a distance of 3 miles above the mouth, thence 125 feet wide to a point 4.1 miles above the mouth; thence 90 feet wide to a point 5-1/2 miles above the mouth, and is connected to the Fisherman's Channel on the south side of Dodge and Lummus Islands.	MIAMI RIVER	812
The Intracoastal Waterway is in general 150 feet wide and 12 feet deep at local mean low water from Jacksonville to Fort Pierce and from Fort Pierce to Miami 125 feet wide and 10 feet deep.	INTRACOASTAL WATERWAY	814
THIS SPACE INTENTIONALLY LEFT BLANK.		

**ISSUED BY
MIAMI-DADE COUNTY SEAPORT DEPARTMENT**

TARIFF NO. 010

ORIGINAL **PAGE 45**
ISSUED: **JANUARY 1, 1994**
EFFECTIVE: **MARCH 31, 1994**

SECTION ELEVEN
GENERAL INFORMATION

FMC SUBRULE: 34-G01

FOR EXPLANATION OF SYMBOLS, SEE PAGE 0-A (AFTER TITLE PAGE)

		<u>ITEM</u>
<p>The prescribed anchorage area for vessels anchoring outside the harbor is located eastward of a line about 1.5 nautical miles off shore and northward of a line about 0.2 nautical miles north of the sea buoy at the entrance to the ship channel. The entire anchorage area lies north of the entrance channel to Miami. The northern and southern extremities of this area are marked by nun buoys. Vessels desiring to anchor off the entrance to the Harbor of Miami are required to do so within this area, to avoid possible damage to cables laid on the ocean bottom in the vicinity. Refer to anchorage area 110.188 on National Oceanic and Atmospheric Administration Survey Chart # 11466 & # 11468.</p>	<p>ANCHORAGE</p>	<p>816</p>
<p>The normal mean tidal range at the entrance to Miami Harbor is 2.5 feet, and in the bay it is about 2.0 feet. The extreme tidal range is about 4.0 feet at the entrance. Easterly winds sometimes raise the water level 1.5 feet at the entrance and from 1.0 to 0.5 feet in the bay.</p> <p>The tidal currents at the entrance to Biscayne Bay may reach a velocity of 1-1/2 to 3 knots through the main channel.</p>	<p>TIDES AND TIDAL CURRENTS</p>	<p>818</p>
<p>THIS SPACE INTENTIONALLY LEFT BLANK</p>		

ISSUED BY

MIAMI-DADE COUNTY SEAPORT DEPARTMENT

TARIFF NO. 010

3rd REVISED PAGE 46

SECTION ELEVEN
GENERAL INFORMATION

EFFECTIVE: OCTOBER 1, 2014

FMC SUBRULE: 34-G01

FOR EXPLANATION OF SYMBOLS, SEE PAGE 0-A (AFTER TITLE PAGE)

	DESCRIPTION	ITEM
<p><u>Marginal Berthing</u></p> <p>PortMiami offers 18,840 linear feet of berthing on Dodge and Lummus Islands.</p> <p>The cruise zones total 8,860 linear feet: 7,125 feet (36 feet deep) along the north and northeast sections; 735 feet (32 feet deep) at the north west section; and 1,000 feet (30 feet deep) at the western extremity of the South Ship Channel.</p> <p>The cargo berthing areas total 9,980 linear feet: 6,120 (42 feet deep) along the southeast section of Lummus Island and the South Ship Channel at the gantry facility; 1,000 feet (42 feet deep) at the northeast section along the Main Ship Channel; and 2,760 feet (28 to 32 feet deep) of roll-on/roll-off berth space along the south section of the Port.</p> <p><u>Width of Apron</u></p> <p>70 to 100 feet, north side 50 to 100 feet, east side 50 to 100 feet, south side 50 to 100 feet, west side</p> <p><u>Apron Above MLW</u></p> <p>7.5 feet on all sides</p>	<p>(C) (D)</p>	<p>850</p>

TARIFF NO. 010

3rd REVISED PAGE 47

EFFECTIVE: OCTOBER 1, 2014

**SECTION ELEVEN
GENERAL INFORMATION**

FMC SUBRULE: 34-G01

FOR EXPLANATION OF SYMBOLS, SEE PAGE 0-A (AFTER TITLE PAGE)

<u>Roll-on/Roll-off Ramps</u>	DESCRIPTION	<u>ITEM</u>
<p>Eight fixed ramps designated Bay 55, 900 linear feet above MLW Bay 59, 300 linear feet above MLW Bay 65, 690 linear feet above MLW Bay 154, 670 linear feet above MLW Bay 155, 550 linear feet above MLW Bays 161 – 171, 1,259 linear feet above MLW Bays 165- 177, 1,450 linear feet above MLW Fixed ramp at passenger terminal H, 750 linear feet above MLW</p>	<p>(G) (H)</p>	850
<u>Railroad Facilities:</u>		
<p>Intermodal Container Transfer Facility (ICTF) will have (3) 3,000 ft. of working rail track for a total of 9,000 ft. on 13 acres of land.</p>		
<p>Train Scheduling Requirements- All train trips to and from PortMiami must be scheduled with and approved by the PortMiami Berthing Office at least 24 hours in advance. The ICTF will be able to operate 7 days per week.</p>		
<u>Passenger Terminal Complex:</u>		
<p>PortMiami currently has 6 passenger terminals in use on the North side of the port. Terminal J on the south side of the port; and Terminal H on the west side of the port as follows: Cruise Terminals B & C (190,491 sq. ft.), D & E (257,693 sq. ft.), F & G (287,488 sq. ft.), H (70,706 sq. ft.) and terminal J (56,706 sq. ft.). The square footage amounts include areas for U.S. Customs and Border Protection, as well as offices.</p>		

TARIFF NO. 010

3rd REVISED PAGE 48

SECTION ELEVEN
GENERAL INFORMATION

EFFECTIVE: OCTOBER 1, 2014

FMC SUBRULE: 34-G01

FOR EXPLANATION OF SYMBOLS, SEE PAGE 0-A (AFTER TITLE PAGE)

Transit Cargo Sheds:

Transit Shed B	200,000 Square Feet
Transit Shed E	36,000 Square Feet
Transit Shed G	152,000 Square Feet

At present, there is a total of 388,000 square feet of transit cargo shed space.

Services:

There is a total of 18,500 linear feet of marginal berthing. Telephone and water connections are alternately provided every 120 feet.

DESCRIPTION

(C)
(D)

ITEM

850

ISSUED BY

MIAMI-DADE COUNTY SEAPORT DEPARTMENT

TERMINAL TARIFF NO 010

Page

<u>Access Agreements - Definition</u>	<u>1</u>
<u>Access Agreements with Cruise Lines, Administrative Fee - Miscellaneous Charges</u>	
<u>Anchorage - Rentals and Leases</u>	45
<u>Anchorage/Obstruction Turning Basins and Channels - Rules and Regulations for Vessels</u>	12
<u>Appeals - General Rules & Regulations</u>	6
<u>Application of Tariff - General Rules & Regulations</u>	6
<u>Berth Application - Rules and Regulations for Vessels</u>	13
<u>Berth Assignment - Definition</u>	1
<u>Berth Assignment - Rules and Regulations for Vessels</u>	13
<u>Berth Change - Rules and Regulations for Vessels</u>	13
<u>Berth Day - Definition</u>	1
<u>Berthing Unauthorized - Rules and Regulations for Vessels</u>	13
<u>Board Foot - Definition</u>	1
<u>Boat Cradle Removal - Rules and Regulations for Wharves</u>	16
<u>Cargo, Abandoned - General Rules & Regulations</u>	8
<u>Cargo Statements and Vessel Reports - General Rules & Regulations</u>	8
<u>Characteristics - Container Gantry Facility</u>	30
<u>Checking - Definition</u>	1
<u>Cleaning Facilities - Container Gantry Facility</u>	32
<u>Cleanliness of Premises - Rules and Regulations for Wharves</u>	16
<u>Consent to Terms of Tariff - General Rules & Regulations</u>	6
<u>Container Crane Facility</u>	28
<u>County - Definition</u>	1
<u>County Commission - Definition</u>	1
<u>County Mayor - Definition</u>	1
<u>Crane Condition - Container Crane Facility</u>	31
<u>Crane Rates - Container Crane Facility</u>	29,29A
<u>Damage to Facilities - Rules and Regulations for Wharves</u>	16
<u>Damages Sustained to Crane - Container Crane Facility</u>	31
<u>Dangerous Cargo - Definition</u>	1
<u>Dante B Fascell Port of MiamiDade - Definition</u>	3
<u>Definitions</u>	1, 2, 3, 4, 5
<u>Description - General Information</u>	46,47,48
<u>Disclaimer for Loss or Damage - General Rules & Regulations</u>	7
<u>Dock Parking Permit Fee, Special - Miscellaneous Charges</u>	42
<u>Dockage</u>	19
<u>Dockage - Basis of Charge</u>	19
<u>Dockage - Berthing for Clearance</u>	21
<u>Dockage - Definition</u>	1
<u>Dockage - Duration of</u>	19
<u>Dockage - Minimum Charge</u>	21
<u>Dockage - Unauthorized Berthing</u>	19

TERMINAL TARIFF NO 010

	Page
Dockage Charges – Cultural, Educational, Charitable Events	19
Dockage Charges, Except Government/Ocean Research Vessels	20
Dockage Charges – Historical, Heritage Vessels	21
Dockage Charges – Miami-Dade County Agencies	21
Dockage Charges, Military Vessels	21
Dockage Charges, Ocean Research Vessels	21
Dockage Charges, Small Vessels Berthing at Terminal J	20
Dockage Rates – Tugs	19
Dockage Rates – Vessel Wet Docking	21
Electric Current for Refrigerated Units Charge – <i>Miscellaneous Charges</i>	38
Electric Current for Vessels Charge	38
Emergencies – Rules and Regulations for Vessels	14
Emergencies – <i>Rules and Regulations for Wharves</i>	16
Facility Security Plan (FSP) - <i>Definition</i>	1
Fiscal Year - <i>Definition</i>	1
Fisher Island Turning Basin – <i>Rentals and Leases</i>	44
Fisherman’s Channel – <i>General Information</i>	43
Foreign Trade Zone	37A
Free Time, Computation of – <i>Wharf Demurrage/Terminal Storage</i>	26
Free Time – <i>Definition</i>	1
Free Time Allowance – <i>Wharf Demurrage/Terminal Storage</i>	26
Fresh Water Charge – <i>Miscellaneous Charges</i>	38
Fresh Water Unit Connection Replacement – <i>Miscellaneous Charges</i>	38
Fumigation Charge – <i>Miscellaneous Charges</i>	38
General Information	43
Handling – <i>Definition</i>	1
Harbor Fee – <i>Miscellaneous Charges</i>	39
Hazardous Materials – <i>Rules and Regulations for Wharves</i>	17
Heavy Lift – <i>Definition</i>	2
Heavy Lift Charges – <i>Container Gantry Facility</i>	30
Holidays, Port Legal- <i>Definition</i>	2
Hose Rental Charge	38
Indemnification – <i>General Rules & Regulations</i>	11
Inside – <i>Rentals and Leases</i>	37
Insurance – <i>Container Gantry Facility</i>	31
Insurance – <i>General Rules & Regulations</i>	11
Intracoastal Waterway – <i>Rentals and Leases</i>	44
Late Documentation Service Fee – <i>General Rules & Regulations</i>	8
Lease Documents Late Fee – <i>Rentals and Leases</i>	37
Lease Environmental Protection and Indemnities – <i>Rentals and Leases</i>	37
Lease Permits and Licenses – <i>Rentals and Leases</i>	37
Leasing – <i>Rules and Regulations for Wharves</i>	15
Lights at Night – <i>Rules and Regulations for Vessels</i>	12
Loading and Unloading – <i>Definition</i>	2
Loitering on Port Property – <i>Rules and Regulations for Wharves</i>	17
2nd 3rd REVISED	INDEX
	OCTOBER 1, 2014 2015

TERMINAL TARIFF NO 010

Page

Main Channel – <i>Rentals and Leases</i>	43
Main Turning Basin – <i>Rentals and Leases</i>	44
Man Overboard – <i>Rules and Regulations for Vessels</i>	14
Miami Harbor – <i>Rentals and Leases</i>	43
Miami River – <i>General Information</i>	44
Miscellaneous Charges	38
Multi-Day Cruise Parking Revenue, <i>Definitions</i>	3
Non-Operating Port – <i>Definition</i>	2
Non-Shipment by Water – <i>Wharf Demurrage/Terminal Storage</i>	26
Notice of Violation - <i>Definition</i>	2
Open Ground Leases – <i>Rentals and Leases</i>	37
Operator – <i>Definition</i>	2
Other – <i>Rentals and Leases</i>	37
Parking, Vehicle at the Port	40
Passenger, Child – <i>Definition</i>	2
Passenger, Domestic – <i>Definition</i>	2
Passenger, Foreign – <i>Definition</i>	2
Payment Guarantee – <i>General Rules & Regulations</i>	11
Payment of Bills – <i>Container Gantry Facility</i>	30
Payment of Bills – <i>General Rules & Regulations</i>	9,9A
Permit Fees, Annual – <i>Miscellaneous Charges</i>	41,41A, 41B, 42
Person – <i>Definition</i>	3
Placement Goods Not to be Bailment – <i>General Rules & Regulations</i>	8
Point of Rest – <i>Definition</i>	3
Pollution of Air and Water – <i>Rules and Regulations for Vessels</i>	12
Port Director – <i>Definition</i>	3
Port Terminal – <i>Definition</i>	4
Pronouns – <i>Definition</i>	3
Qualifying Container - <i>Definition</i>	4
Records, Access to – <i>General Rules & Regulations</i>	11
Rental of Space – <i>Rentals and Leases</i>	33,34,35,35A
Rentals and Leases	33
Restacking Facility Fee – <i>Miscellaneous Charges</i>	38
Restrictions and Limitations, General – <i>General Rules & Regulations</i>	7
Returned Check Service Fee – <i>Miscellaneous Charges</i>	40
Rules and Regulations for Container Gantry Crane – <i>Container Crane Facility</i>	28
Rules and Regulations for Vessels	12
Rules and Regulations for Wharves	15
Rules and Regulations, General	6
Scale Charge	40
Seaport Department – <i>Definition</i>	4
Security – <i>Rules and Regulations for Wharves</i>	18
Ship Agent – <i>Definition</i>	4
Signs – <i>Rules and Regulations for Wharves</i>	17
Small Boat – <i>Definition</i>	4

2nd 3rd REVISED

INDEX

OCTOBER 1, 2014 2015

ISSUED BY
MIAMIDADE COUNTY SEAPORT DEPARTMENT

TERMINAL TARIFF NO 010

	Page
<u>Small Passenger Vessel - Definition</u>	4
<u>Smoking – Rules and Regulations for Wharves</u>	17
<u>Solicitation – Rules and Regulations for Wharves</u>	17
<u>Speed – Rules and Regulations for Vessels</u>	12
<u>Storage Charges, Minimum – Wharf Demurrage/Terminal Storage</u>	27
<u>Tariff – Definition</u>	4
<u>Tariff Publication – Definition</u>	4
<u>Temporary and/or Mobile Office Structures – Rentals and Leases</u>	36
<u>Temporary Emergency Changes to Tariff – General Rules & Regulations</u>	10
<u>Terminal Storage – Definition</u>	4
<u>Terminal Storage Charges – Wharf Demurrage/Terminal Storage</u>	27
<u>Third Party Contracts – Rules and Regulations for Wharves</u>	15
<u>Tide and Tidal Currents – Rentals and Leases</u>	45
<u>Usage – Definition</u>	5
<u>Vehicle Examination Facility Charge – Miscellaneous Charges</u>	40
<u>Vehicle Parking at the Port – Miscellaneous Charges</u>	40
<u>Vehicles – Rules and Regulations for Wharves</u>	18
<u>Vessel – Definition</u>	5
<u>Vessel Fire Notification – Rules and Regulations for Vessels</u>	14
<u>Vessel to be Continuously Worked – Rules and Regulations for Vessels</u>	14
<u>Volume Incentive – General Rules and Regulations</u>	9A 9
<u>Wharf Demurrage – Definition</u>	5
<u>Wharf Demurrage and Terminal Storage</u>	26
<u>Wharf Demurrage Charges – Wharf Demurrage and Terminal Storage</u>	26
<u>Wharf Obstruction – Rules and Regulations for Wharves</u>	18
<u>Wharfage</u>	22
<u>Wharfage – Calculation of Cargo Tonnage</u>	22
<u>Wharfage – Cargo Charges</u>	22
<u>Wharfage – Minimum Charge</u>	24
<u>Wharfage – Overland Cargo from Other US Seaports</u>	24
<u>Wharfage – Passenger Charges except small passenger vessels at Terminal J</u>	24
<u>Wharfage – Passenger Charges for small passenger vessels at Terminal J</u>	23
<u>Wharfage – Passenger Vehicle</u>	24
<u>Wharfage – Ship’s Stores</u>	22
<u>Wharfage – Transshipments</u>	25
<u>Wharfage, Cargo – Definition</u>	5
<u>Wharfage, Passenger – Definition</u>	5
<u>Working Hours, Normal – General Rules & Regulations</u>	11

Memorandum



Date: September 3, 2015

Supplement 2 - Item I

To: Honorable Chairman Jean Monestime
and Members, Board of County Commissioners

From: Carlos A. Gimenez
Mayor

A handwritten signature in black ink, appearing to read "Carlos A. Gimenez", written over the printed name.

Subject: Supplemental Information for First Budget Hearing – FY 2015-16 Proposed Budget

The Water and Sewer Department Implementing Order 4-110 included as Attachment I to Agenda Item I inadvertently duplicated the "schedule of rates" and did not include the "schedule of water fees and charges". The new implementing order has been corrected and is attached as part of this item.

Attachment

mayor06515

Memorandum



Date: September 3, 2015

Supplement 3 - Item I

To: Honorable Chairman Jean Monestime
and Members, Board of County Commissioners

From: Carlos A. Gimenez
Mayor

A handwritten signature in black ink, appearing to read "Carlos A. Gimenez", written over a horizontal line.

Subject: Supplemental Information for First Budget Hearing – FY 2015-16 Proposed Budget

Public Works and Waste Management Department Implementing Order 4-41 was inadvertently excluded from Agenda Item I. This implementing order sets the fees for the limited use of public rights-of-way and to cover the Public Works and Waste Management Department's costs related to its review of plans, processing of permits, and inspection services. It is recommended that Agenda Item I be amended to add approval of Implementing Order 4-41 under a new section of the ordinance. The Implementing Order will be referenced as Attachment N (attached).

Attachment

mayor06715

I.O. No.: 4-41
Ordered: ~~9/9/13~~9/17/15
Effective: 10/01/1315

**MIAMI-DADE COUNTY
IMPLEMENTING ORDER
SCHEDULE OF FEES FOR PERMITS FOR PUBLIC WORKS CONSTRUCTION AND
OTHER PUBLIC WORKS RELATED ITEMS**

AUTHORITY:

The Miami-Dade County Home Rule Charter, including among others, Sections 1.01 and 2.02A; and Sections 2-100; 2-103.2; 2-103.16; 33E-9; 33E-10; and 8CC-10 of the Code of Miami-Dade County.

SUPERSEDES:

This Implementing Order (IO) supersedes IO 4-41, ordered ~~February 2, 2010~~ September 19, 2013 -and effective ~~February 2, 2010~~ October 1, 2013.

POLICY:

This Implementing order establishes a schedule of fees for the limited use of public rights of way and to cover the costs to the Public Works and Waste Management Department of plan reviews and for processing permits and inspection services. These may relate to for design review and approval where there is public works construction and or where there is for paving and drainage construction, or other construction activity on public rights-of-way and/or on private property. ~~and a~~ No permit(s) shall be issued until the appropriate fee(s) is are paid. Design Review (DR) fees are to be charged for plan and engineering reviews by the department which may not result in a permit or approval. These fees along with re-review fees are to be collected upfront. DR reviews are valid for one (1) year ~~offrom~~ approval. ~~and p~~Plans must be reviewed again after that one (1) year period ~~time has~~ expired.

PROCEDURE:

The administration of this Implementing Order is designated to the Director of the Miami-Dade County Public Works and Waste Management Department, who shall be responsible for the collection of fees and the delivery of required services pursuant to Section 2-100 relating to the powers and duties of the Public Works and Waste Management Department. Every two years, or earlier if need be, the Director of the Miami-Dade County Public Works and Waste Management Department shall review all fees in terms of costs and recommend necessary changes to the County Mayor through this Implementing Order procedure.

FEE SCHEDULE:

The fee schedule adopted by this Implementing Order is attached to and made a part hereof. In accordance with Section 2-3 of the Code of Miami-Dade County, this official fee schedule is also filed with the Clerk of the Board of County Commissioners. Fees that are charged by the Public Works and Waste Management Department shall be the same as those listed in the official fee schedule on file with the Clerk of the County Commission.

This Implementing Order is hereby submitted to the Board of County Commissioners of Miami-Dade County, Florida.

Approved by the County Attorney as

to form and legal sufficiency _____

**MIAMI-DADE COUNTY
PUBLIC WORKS DEPARTMENT
FEE SCHEDULE**

The Miami-Dade County Public Works and Waste Management Department (the Department) shall charge and collect fees for the items and rates listed in the following schedule:

(A) Fees for public works construction, under permit issued by the Public Works Department, in canal, road and street rights-of-way, and utility or other easements, in the unincorporated area of Miami-Dade County, and in rights-of-way of canals, roads and streets located within municipalities that are maintained by Miami-Dade County, and for paving and drainage on private roads and parking lots in the unincorporated area of Miami-Dade County, are fixed as follows:

	Fee
1. For installation or repair of sanitary and storm sewers, water lines, gas lines, buried electric, telephone, CATV, <u>service laterals</u> or other underground utilities:	
For 100 linear feet or less	\$175 <u>200.00</u>
For each additional 100 linear feet or fraction thereof	\$55 <u>100.00</u>
2. For <u>each installation or repair of exfiltration drains consisting of one catch basin, exfiltration trench, or slab covered trench. Repairs to pipes associated with drainage to be charged per each instance of repair:</u>	
For each 100 linear feet or fraction thereof <u>a) For each inlet and associated exfiltration trench, continuous systems to be charged per inlet</u>	\$180 <u>445.00</u>
3. For installation <u>or removal of poles or antennas in the public right-of-way; or down guys for overhead utilities:</u>	
a) For each <u>utility pole or anchor</u> down	\$100.00
b) <u>For each telecommunication stand-alone or stealth pole installation.</u>	\$1,000.00
c) <u>For each antenna in the public right-of-way</u>	\$1,000.00
4. <u>For construction or replacement of sidewalks, curb and gutters: concrete work in the public right-of-way:</u>	
(a) <u>Sidewalks:</u>	
For 100 linear feet or less	\$160.00
For each additional 100 linear feet or fraction thereof	\$ 75.00
(b) <u>Curb, gutter, Curb and Gutter, Valley Gutter, curb separators, etc.:</u>	
For 100 linear feet or less	\$250.00

For each additional 100 linear feet or fraction thereof \$140.00

5. ~~For construction of asphalt or concrete driveways on private property~~
\$165.00

6. For driveway approaches on the public right-of-way:

~~a) For each residential driveway approach width of 20 feet or less including private property.~~

~~a) (each driveway approach) 400 \$35.00~~

~~b) For each commercial driveway approach, or for each driveway approach on a major roadway (arterial, collector, section-line, 1/2 section-line) roadway, or for each residential driveway approach width greater than 20 feet, but not greater than 40 feet, consisting of 1 or more drive approaches, including private property~~

~~(each driveway approach) \$115.00 \$50.00~~

~~1. For driveway consisting of 1 or 2 drives (on private road). -\$25.00~~

~~c) For driveway width greater than 40 feet (each driveway) \$170.00~~

~~d) For construction of stamped concrete driveways (liability release must be signed by homeowner prior to permit being issued)~~

~~For each drive (20 ft. max.) \$100.00~~

~~e) For construction of brick paver driveways (Recorded Covenant of Construction must be on file prior to permit being issued):~~

~~For each drive (20 ft. max.) \$130.00~~

NOTE: A recorded Covenant of Construction in a form acceptable to the Department must be on file prior to a permit being issued for driveway approaches on the public right-of-way other than asphaltic concrete or plain concrete.

4.7. For construction of street pavements, including paving of parkways and shoulders (includes base and subgrade):

a) One lane or two lane pavements (width of pavement being 0 to 24 feet):

For 100 linear feet or less \$400550.00

For each additional 100 linear feet or fraction thereof \$100215.00

b) Three or more lanes of pavement (aggregate width greater than 24 feet):

For 100 linear feet or less \$340615.00

For each additional 100 linear feet or fraction thereof

\$115250.00

8. For repair, resurfacing, milling & resurfacing, patching, or pavement restoration in public rights-of-way:

For each 1000 square feet or fraction thereof \$30.00

NOTE: Fees for paving of parkways and shoulders will be priced the same as those charged for street paving.

5-9. For the installation of embankment and/or subgrade material in dedicated or zoned rights-of-way, excluding base rock and asphalt:

a) For 100 linear feet or less \$145130.00

b) For each additional 100 linear feet or fraction thereof
\$3070.00

6. ~~For construction of curb separators:~~

~~For each 100 linear feet or less~~ ~~\$55.00~~

~~For each additional 100 linear feet or fraction thereof~~ ~~\$15.00~~

7-10. For erection of street name signs, traffic or directional signs, etc.:

a) For each sign \$4520.00

8-11. For construction of bridges:

a). For bridge roadway area of 1,000 square feet or less
\$1,1404,900.00

b). For each additional 100 square feet or fraction thereof
\$2301240.00

9-12. For installation of permanent type traffic barricades, guardrails, bollards or guide posts:

a) For each 100 linear feet or fraction thereof \$85100.00

10-13. For construction of street culvert or driveway culvert:

a) For each 100 linear feet or fraction thereof \$145130.00

11-14. Installation of culvert pipe to enclose existing drainage ditch or canal:

a) For each 100 linear feet or fraction thereof \$170720.00

12-15. Installation of new traffic signals (includes signals, poles and all incidental wiring, and interconnects, etc.):

a. For each new Traffic Signal per intersection
\$1,710.00 \$820.00

b. For each new Rapid Flashing Beacon, Feed Back Sign, School

Zone Flashers, etc.

\$390.00

~~(50% of th is fee shall be paid at time of application for plan review. This upfront fee shall be applied to the full permit fee if the permit is issued within one year of plan approval).~~

~~13.16. For upgrade, modification, or repair of existing traffic signals (includes signals, poles, and all incidental wiring, and interconnects, etc.):~~

- a. For each upgraded, modified, or repaired Traffic Signal ~~per intersection~~ \$1,140.00 ~~\$610.00~~
- b. For each upgraded, modified, or repaired Rapid Flashing Beacon, Feed Back Sign, School Zone Flashers, etc. \$320.00
- c. Induction loop(s) repair per intersection \$290.00

~~(50% of th is fee shall be paid at time of application for plan review. This upfront fee shall be applied to the full permit fee if the permit is issued within one year of plan approval).~~

~~14. For resurfacing, waterproofing, or seal coating in public rights-of-way (does not apply to private homeowners):~~

~~For each 1000 square feet or fraction thereof~~ \$25.00

~~15.17. For installation of bus shelter including Traffic Engineering Review:~~

~~For each shelter~~ \$155-\$380.00

~~16.18. For installation or removal of each monitoring well and for each soil boring~~ \$100.00

~~19. For each soft dig~~ \$10.00

(B) Fees for placement of a newspaper or storage rack under permit issued by the ~~Public Works Department~~, in the public right-of-way in the unincorporated area of Miami-Dade County, but excluding rights-of-way for roads which are maintained by the State of Florida.

- 1. For placement of each newspaper or newspaper storage rack to include inspection by the Public Works inspector \$25.00
- 2. Annual renewal fee per each newspaper or newspaper storage rack \$10.00
- 3. Fee for removal, storage, and disposal per each newspaper or newspaper storage rack \$120.00
- 4. Re-inspection fee \$20.00

(C) PRIVATE PROPERTY: Fees for paving and drainage on private property are fixed as follows (private street/roadway pavement (not driveways on private property)), drainage and curbs shall be the same as listed in (A) above. Residential driveways shall be the same as listed in (A)5 above):

1. New Pavement for parking lots (i.e., other than street pavements and driveways):

a) For each 1,000 square feet paved area or fraction thereof
\$5025.00

2. Drainage on private property shall be the same as listed in (A) above. If in conjunction with No. (C) 1, 1/3 of the fee for drainage as listed in (A) above. Drainage (other than street drainage):

3. _____

4.2. ~~(a) If in conjunction with No. (1C) 1, no additional charge, otherwise, 1/3 of the total cost of a permit, as though a paving permit were to be issued.~~

Concrete Work associated with driving surfaces on private property, sidewalks, curbs, gutters, extruded curbs, (other than private streets) valley gutters, curb and gutters, curb separators, etc on private property: No additional fee

5.3. For each 100 linear feet or fraction thereof \$100.00

4. For repairs and/or restoration of driving surfaces on private property:

a) resurfacing, water proofing, or seal coating on private property (does not apply to private homeowners):

a) For each 5,000 square feet or fraction thereof \$5040.00

b) Patching (patch <100 square feet) each \$20.00

Maximum permit fee for work under for C4 a and b \$260.00

\$ 1 1 5 0 0

(D) Penalty Fees:

When work for which a permit is required is commenced prior to obtaining a permit a penalty fee will be imposed.

THE PENALTY FEE WILL BE ~~115.00 PLUS~~ DOUBLE THE ORIGINAL PERMIT FEE.

The payment of such penalty fee shall not relieve any person, firm, or corporation from fully complying with all of the requirements of all applicable regulations and codes, nor shall it relieve them from being subject to any of the penalties therein.

(E) Extension of Permit:

A permit may be extended, at the discretion of the Department for a period of up to, but not more than one year, from the expiration date of the original permit, provided the Permit Section of the Public Works and Waste Management Department is notified of the request for an extension prior to the expiration of the permit. If the permit is allowed to expire without requesting an extension, a new permit will be required, including appropriate fees, for the remainder of the uncompleted work. This extension provision only applies to Public Works Construction-related Permits addressed in this IO; it does not apply to Feespermits or fees related to for temporary use of rights-of-way or

Public Works Department controlled land or easements, to Oversize/Overweight Permits or to and Blasting Permits.

(F) Final Inspection Requested after Expiration of Permit:

A fee of \$160445.00 will be assessed when a final inspection is requested after a permit's expiration date. This fee will re-open an expired permit for a period of thirty (30) days in order to conduct a final inspection.

(G) Special Projects:

A fee equal to actual staff time and related costs, shall be assessed for special projects requiring research or other work by the Department (and/or other County departments or staff), such as to address special circumstances, or in order to answer questions proposed by property owners, homeowners' associations, developers, attorneys, realtors, contractors, consultants, designers or municipalities, etc., in connection with, for example: (a) the use, restrictions, re-subdivision, and development of properties, including rights-of-way and easements; (b) the requirements and fees for permitting, platting, bonding, licensing, impact fees, concurrency, road engineering and/or construction, etc.; and/or (c) the determination of any existing violations on the property through a review of departmental records. Such special fee will only be levied for requests outside the scope of normal departmental work. A minimum fee of \$55250.00 shall be charged.

A fee equal to \$2.00 per page shall be assessed for pre-programmed computer reports on Department records. The minimum fee shall be \$10.00.

(H) Review – Fences in Right of Way:

- | | |
|--|-----------------|
| 1. Review of application for permission to fence within right-of-way | \$570.00 |
| 2. <u>Review of application for installing fence on private property at intersections/corner and radii</u> | <u>\$410.00</u> |

(I) Fees for temporary use of ~~Public Works Department~~ Department-controlled land or easements are as follows:

\$0.30-0.03 per square foot per year-month with a \$115.00-\$100.00 minimum yearly monthly fee for residential use and the fair market rental rate per square foot as determined by the Public Works and Waste Management ~~Department~~ Director with a minimum fee of \$1,140.00-\$500.00 per year-month for commercial use. ~~Ten~~ One percent (10%) of the per square foot ad valorem tax assessed land value of the property adjacent to the land being permitted shall be considered by the Public Works and Waste Management Director in determining the annual-monthly fair market rental rate for commercial use.

(J) Fees for required Survey Section field reviews of new subdivision plats to verify that State required monuments and lot corners have been set shall be ~~\$230.00~~ for each requested field review.

1. Permanent Reference Monuments (P.R.M.)

a. P.R.M. Verification 1 through 10,	<u>\$790.00</u>
b. For every five (5) PRM verification or fraction thereof	<u>\$400.00</u>

2. Permanent Control Points (P.C.P.)

a. P.C.P. Verification 1 through 10	<u>\$790.00</u>
b. For every five (5) PCP verification or fraction thereof	<u>\$400.00</u>

3. Lot Verification

a. Lot verification 1 through 10	<u>\$790.00</u>
b. Lot verification 11 through 100, each lot verified	<u>\$50.00 each</u>
c. Lot verification 101 or more, each lot verified	<u>\$30.00 each</u>
1. For each set of plans	<u>\$30.00</u>
2. For each set of specifications	<u>\$30.00</u>

(K) ~~Non-Refundable fee for plans and specifications:~~

1. For each set of plans	<u>\$30.00</u>
2. For each set of specifications	<u>\$30.00</u>

~~(L)~~(K) Public Works projects – flat fee per project \$500.00

~~(M)~~(L) Re-inspection Fee other than traffic signals \$70~~50~~.00

~~(N)~~(M) Re-inspection Fee – traffic signals \$100~~130~~.00

~~(O)~~(N) Tree Planting/Landscaping Fee

1. Tree	<u>\$10.00</u>
2. Ground cover, per square yard or fraction thereof	<u>\$3.00</u>

(O) Processing Review Fees (non-refundable) – Commercial and dry-runs (parking lots, driveways, trees, etc.) to be deducted from subsequent permit fee

1. Upfront Design Review Processing Fee	<u>\$70.00</u> 40.00
1.2. Permit processing fee	<u>\$70.00</u>

(P) Traffic Engineering and Design Review Fees.

These fees are to be paid in full at the time of application for Design Review (DR) of plans. These fees include one review and one subsequent review. Subsequent reviews after the initial two will be charged at a rate of \$150.00 per review plus the full Upfront Design Review Processing Fee (Section O1) for every resubmittal thereafter. DR's will be valid for one (1) year after the last review date. Resubmissions of expired DR's will be charged as a disapproval resubmittal above with processing fee.

<u>1. Review of new traffic signals (includes signals, poles and all incidental wiring, interconnects, etc.):</u>	
a) For each new Traffic Signal	1,270.00
b) For each new Rapid Flashing Beacon, Feed Back Sign, School Zone Flashers, etc.	\$560.00
<u>2. Review of upgrade, modification, or repair of existing traffic signals (includes signals, poles, incidental wiring, interconnects, etc.):</u>	
a) For each upgraded, modified, or repaired Traffic Signal	\$670.00
b) For each upgraded, modified, or repaired Rapid Flashing Beacon, Feed Back Sign, School Zone Flashers, etc.	\$430.00
<u>3. Maintenance of Traffic (MOT) Review for permits</u>	
a) MOT Review fee per permit includes vehicular, bicycle and pedestrian	\$70.00
b) MOT Review for Road Closure and/or Detour per permit	\$250.00
c) Block Party	\$170.00
d) Memorial Markers each	\$100.00
<u>4. Traffic Plan Review for DIC, Urban Center, ASPR, signage and pavement markings, site plans, municipal, general traffic plan reviews, etc.</u>	
a) Traffic Plan Review with gross peak hours 750 plus	\$1,490.00
b) Traffic Plan Review with gross peak hours 300 to 749	\$1,100.00
c) Traffic Plan Review with 299 gross peak hours or less	\$490.00
<u>5. Traffic Impact Study Review for DIC, Urban Center, ASPR, and general traffic impact study review, etc., if required. Fees are to be assessed at 70% for DIC's and 50% for non-DIC (Urban Center, ASPR etc.) if the applicant previously submitted the Traffic Impact Study through the CDMP process.</u>	
a) Traffic Impact Study Review of 750 gross peak hours or more	\$2,860.00
b) Traffic Impact Study Reviews of 300 to 749 gross peak hours	\$2,110.00
c) Traffic Impact Study Review with 299 gross peak hours or less	\$1,230.00
<u>6. CDMP Traffic Impact Study Reviews</u>	
a) 500 gross acres or more	\$4,900.00
b) 250 to 499 gross acres	\$3,300.00
c) 100 to 249 gross acres	\$2,200.00
d) Less than 100 gross acres	\$1,100.00
<u>7. Traffic Review Schools</u>	
a) Daycare, Nurseries, Aftercare, etc.	\$410.00
b) Schools (Charter, Private, Public, etc) for 0 to 99 students (Pre to 12)	\$770.00
Additional fee for every student over 99	\$1.75 each
<u>(Q) Traffic Signals and Signs</u>	
a) For the installation and/or modification each Street Light or 1. load center	\$140.00

b) Fees for the installation of Pole/ Street Banners on Street Light poles or infrastructure owned or maintained by Miami Dade County in accordance to Section 14-43.001 of the Florida Administrative Code.

1. Street Banner(s)- Each banner for a one (1) month period	\$170.00
2. Pole Banner(s)- Each banner for a one (1) month period	\$25.00
3. Official Marker(s)- Each marker for twelve (12) month period	\$180.00

(R) Right-of-Way Dedicating, Road Closing and Release of Reservation

1. Fee for Right-of-way dedication	\$300.00
2. Fee for release of reservation	\$420.00
3. Road Closing Petition	
a. Fee for road closing process	\$1960.00
<u>Plus 10% of the per square foot ad valorem tax assessed land value for the property adjacent to the right-of-way being closed, or a fee of \$1,200.00 whichever is greater. The 10% fee, or minimum fee of \$1,200.00, may be waived by the Miami-Dade Board of County Commissioner whenever it is deemed that it is in the best interest of the public to do so. This fee does not apply where the road closing petition is required for approval of a new subdivision plat in which the roads being closed are being replaced by other right-of-way dedicated by the said plat.</u>	

(S) Road Impact Review Fees

1. Road Impact fee computation by Independent Study Review pursuant to Miami-Dade County Code Section 33E-9	\$3,000.00
2. Road Improvement Contribution in lieu of fee Review pursuant to Miami-Dade County Code Section 33E-10	\$3,000.00


~~(Q) Single period, two (2) year permit extension pursuant to Ordinance # 10-14. Extension of a Public Works and Waste Management Department permit as approved through application before the expiration date by the Director of Public Works and Waste Management or designee, upon payment of an extension fee equal to the larger of \$79 or 10% of the initial permit fee~~

Memorandum



Date: September 17, 2015

To: Honorable Chairman Jean Monestime
and Members, Board of County Commissioners

From: Carlos A. Gimenez 
Mayor

Subject: Information for Second Budget Hearing – FY 2015-16 Proposed Budget

This memorandum accompanies the FY 2015-16 Budget Ordinances for your consideration at the Second Budget Hearing on September 17, 2015. This document provides information requested and recommendations for other adjustments for Board consideration. The total of all changes approved at the first budget hearing and included in this memorandum is \$1.714 million and represents 0.04 percent of the total operating budget.

During the First Budget Hearing on September 3, 2015, the BCC approved the tentative millage rates I proposed: Countywide 4.6669, Unincorporated Municipal Services Area 1.9283, Fire Rescue Service District 2.4207, and Library System 0.284 mills. These rates cannot be increased. At these millage rates, the Proposed Budget is funded and the adjustments included in this memorandum may be supported.

RESILIENT COMMUNITIES

At the first budget hearing, a number of speakers came forward during the public hearing to discuss concerns related to climate change, sea level rise, and sustainability. Many of the speakers felt that the FY 2015-16 Proposed Budget did not adequately address issues regarding the sustainability of our community. I have always believed that we need to go further than address sustainability issues related to the effects of climate change and sea level rise. My vision is to make Miami-Dade County a resilient community.

Resilience is more than erecting walls and other infrastructure to combat sea level rise. Resilience is about anticipating risks, assessing your ability to limit impact, and developing plans to respond through adaptation and growth in the face of turbulent change. A resilient community minimizes the impact of change by building a strong community on many levels. Resilient Communities for America identifies four (4) paths to build a resilient community:

1. Prepare for climate change and extreme weather
2. Expand renewables and energy efficiency
3. Renew and strengthen infrastructure
4. Strengthen the local economy.

The FY 2015-16 Proposed Budget includes elements supporting each of these paths and the following information is provided to illustrate what has already been included in the budget and what I recommend you consider including as part of your approval of the final budget.

Address Impacts of Climate Change

Anticipating future impacts of sea level rise and mitigating them is a complex and difficult long-term challenge for this community that my administration has been approaching in a thorough and systematic manner. Information and technology available for forecasting the impacts of climate change continue to evolve, and the County's approach must therefore be flexible and adaptive as well in order to ensure that the most effective and cost efficient investments are made. Even before the concepts of climate change

and sea level rise entered the modern lexicon, the County was actively investing in two important programs that are critical to our preparedness for sea level rise, storm surge, and extreme events. The venerable Environmentally Endangered Lands (EEL) and Beach Renourishment programs have both long provided numerous environmental, social, and economic benefits to our community and are now also recognized as key strategies for mitigating the impacts of sea level rise on our community. These programs will continue to be funded and legislative efforts to maintain and increase contributions from the state and federal governments for such programs will continue to be prioritized in the County's annual legislative package. In addition, we continue our long-standing commitment to maintaining and improving the County's drainage system in the face of these new challenges. The Stormwater Master Plan, Local Mitigation Strategy, and stronger building codes are also very important programs that have helped our community become more resilient to the threats posed by climate change and sea level rise for many years.

At your September 16, 2015 Board of County Commissioners meeting, you will consider a significant modification to the Building Better Communities General Obligation Bond Program to reallocate \$10 million from the Purchase of Development Rights project to the Beach Erosion Mitigation and Renourishment project. Making this funding available for beach renourishment now allows us to draw down between \$20 million and \$40 million in state and federal funding to address beach erosion in our coastal communities. The Purchase of Development Rights (PDR) remains a critical need for our agricultural economy and the item you consider includes a plan to restore funding to that program over five year beginning in FY 2019-20. Furthermore, I recommend the addition of one position (\$75,000 from the Reserve for Future Services) in the Regulatory and Economic Resources Department (RER) to assist our Agricultural Manager in proceeding with the remaining balance of the PDR program and supporting other critical initiatives for the agricultural community.

Our community's geographic and socio-economic circumstances require that the County plan for "resiliency." The creation of RER as a part of my reorganization in 2012 was the first recognition by this County that many diverse elements of services we provide must be coordinated to provide for a resilient community. It is my plan to further expand the role of the current Office of Sustainability and restructure it into the County's Office of Resilience. As a function in RER, this Office will report directly to my Deputy Mayor, Jack Osterholt, and work with all departments and other jurisdictions addressing these issues. This Fall we will be applying to the 100 Resilient Cities Program which is being sponsored by the Rockefeller Foundation. The very broad ranging requirements of this application address community preparedness and resiliency beyond the issue of climate change, and the County will bring together in its application a variety of initiatives undertaken in recent years such as prioritization of transportation and economic development programs that will make this community sustainable on multiple fronts over the coming years. This Office will initially be augmented by one position to service as the Resiliency Officer for Miami-Dade County (FY 2015-16 allocation of \$75,000 from the Reserve for Future Services) but will likely grow as grant funding becomes available to support community-wide coordination.

Renewable Energy and Energy Efficiency

For many years, the County has been assessing ways in which we can decrease our carbon footprint in our operations, as well as provide means for our residents to do the same. Our website, <http://www.miamidade.gov/green/home.asp>, provides information regarding the many events and initiatives available to our residents. We offer recycling programs, have an energy efficiency campaign, and expedite the review process for commercial, industrial and residential "green" building-certified projects. Our Comprehensive Development Master Plan (CDMP) and Parks and Open Space Master Plan encourage sustainable and green development.

Miami-Dade County also has other many initiatives and programs to foster a more ecologically, economically and socially sensitive local government and the global environment as a whole. These include Miami-Dade's Sustainable Buildings Program which promotes the green design, construction and

operation of buildings that are developed, constructed and managed by the County; implementation of energy performance contracts in several departments; installation of LED bulbs at traffic lights throughout the county; purchasing hybrid vehicles for our fleet, and our Resources Recovery Plant. We are also looking at options for the use of compressed natural gas and other alternative fuels for our vehicles.

We support a number of programs in the community, including Adopt a Tree, Baynanza, the Artificial Reef Program, and the EEL program mentioned above to promote environmental awareness and promote a sustainable community. After the amendments at the first budget hearing, the Budget includes \$3 million each in funding for The Underline and Ludlam Trail development. I am also recommending at this time that we enhance the \$500,000 allocation included in the Proposed Budget for tree canopy replacement to \$650,000 in order to purchase additional trees (\$50,000) and fund a tree study (\$100,000) from the Reserve for Future Services.

Community Action and Human Services was awarded an additional \$160,000 for the Residential Construction Mitigation Program to provide storm mitigation to include roofing, shutters, impact glass, and doors to an additional ten (10) homes. The total amount of this contract will be increased from \$233,000 to \$393,000.

In order to make the vehicle purchases scheduled for Miami-Dade Police, Corrections and Rehabilitation, and Animal Services, an expenditure project will be included in the Capital Budget for \$17 million. We will be purchasing 536 vehicles to continue to replace our current aging and inefficient fleet.

Renew and Strengthen Infrastructure

As you are aware, our Water and Sewer Department (WASD) has been engaged in assessing and planning for potential sea level rise impacts since 2006 and has actively incorporated a vulnerability analysis and hardening strategies as part of its multi-billion dollar capital improvement plan over the next ten years. This includes over \$9 million spent since 2007 on data collection, salt front monitoring and updating the salt front line, and more than \$2.5 million spent since 2008 to develop sophisticated ground water models to forecast salt water intrusion and to simulate storm surge and flooding resulting from sea level rise and more intense rainfall under extreme event conditions. Moreover, in just the past year, an additional \$600,000 has been invested to assess the impact of sea level rise, storm surge, flooding and wind under the Ocean Outfall Legislation Contract. This includes a risk-based cost-benefit analysis of facility hardening and design flood elevations, and draft design guides for existing and future-planned Water and Sewer infrastructure. The resulting elevation and facility hardening criteria will be applied to the design and construction of all Water and Sewer projects in the future. The current estimate for the added design and construction cost to make Consent Decree and Ocean Outfall projects resistant to climate change impacts is approximately \$55 million over the next 10 years. These projects represent \$6.6 billion of the Department's \$13.5 billion long-term capital plan. Over the next year, additional modeling and work will be done to forecast salt water intrusion that could threaten water supply wellfields and to more accurately identify areas more vulnerable to flooding. Information from these numerous analyses will be used to inform other Departments and jurisdictions as they evaluate the resiliency of their existing and proposed capital assets to assist in preparing these assets for current and future projected impacts.

To be truly resilient, we need to address more than just the potential impacts of sea level rise. We need to upgrade and protect current infrastructure and implement innovative technologies to optimize performance and reduce costs. Over the last two years, eMerge Americas has created a phenomenon in South Florida. At the 2015 conference more than 10,000 people attended from 50 countries and 500 companies. They participated in programs such as the Government Innovation Forum which I hosted and which brought together top government officials and business leaders to explore emerging technologies and their impact on communities; the Women, Innovation & Technology Summit which showcased women who are transforming businesses; and the Start Up Showcase, which joined more

than 100 innovative startups from around the world with strategic investors with the goal of creating partnerships for future development. eMerge brought both tourist traffic and new industry to South Florida. To continue the County's support of this initiative, I am allocating \$250,000 from the FY 2014-15 budget of the Office of the Mayor to fund the 2016 event.

One of the goals highlighted in the FY 2015-16 Proposed Budget is to improve mobility for our residents and visitors throughout the County. In order to accomplish a more fluid, responsive, coordinated transportation system there are certain functions within the Miami-Dade Transit, Public Works and Waste Management, and RER departments that are being carefully examined to determine the right organizational structure of a new County Department of Transportation. The new department will be responsible for reviewing all of the transportation components of our County government, working closely with external agencies that provide transportation services in this community, both locally and regionally, in order to more aggressively address the needs of our growing community. Any budgetary adjustments required as a result of the reorganization will be included as part of the mid-year budget amendment.

Subsequent to the release of the FY 2015-16 Proposed Budget, I directed the Public Works Waste Management (PWWM) Department to continue its in-depth review of the Special Taxing District (STD) functions to ensure services are being provided in an efficient and effective manner with the goal of reducing the impact of to the residents within the various districts. A management working group was convened to review the financial structure of the various districts and to provide organizational recommendations regarding the division's operations. Based on the analysis of the group, four (4) positions will be eliminated and a number of existing positions be reclassified to positions that better align with the current demands of services, generating a savings of \$555,000. As a result of the work performed by PWWM Staff and the Management Working Group and the Board's approval of the revised rates for all the STDs during the September 1, 2015 Board of County Commissioners Meeting, the PWWM budget for STDs will be reduced by \$1.472 million.

The Construction Permitting and Building Code Division of the Department of Regulatory and Economic Resources recently implemented an operational restructuring of its Building Code Enforcement and Neighborhood Compliance functions. Prior to the restructuring, Building Code Inspectors and Neighborhood Compliance Officers were reporting through different work units. However, since March 2015, all field enforcement staff has been placed under a single leadership. This change has allowed for a more effective team approach to enforcement that will eliminate enforcement duplication and increase productivity. The reorganization also will allow for case referrals that combine neighborhood compliance and Building Code issues, includes the reassessment of enforcement territories to balance workload among officers, and creates a Special Projects Team to assume responsibility for special assignments and enforcement sweeps that in the past kept individual officers from addressing their existing caseloads. Six (6) Compliance Officers were promoted to newly established Compliance Officer 2 positions, which has allowed for increased field supervision and more effective management of complex cases. These promotions created intermediate supervisors that are more readily available to officers for consultation on cases requiring a higher level of knowledge and expertise for resolution. The Division has already observed an increase in productivity measured by the daily activities that are being reported, although five months of data is insufficient to assess the full impact. RER will continue to monitor the performance of the Division over the coming months. As the Division becomes more effective and productive, enforcement revenue is anticipated to increase, allowing for the progressive establishment and recruitment of additional field positions as necessary.

Strengthen the Local Economy

Critically important elements of a resilient community are its economic stability and sustainability. Since being elected in June 2011, I have been working on initiatives to attract and retain business and encourage a more diversified economy that can respond to a downturn by developing jobs, encouraging new and minority businesses, providing for training for our future workforce, and supporting the local agricultural industry.

The 2015 Disparity Study submitted by Mason Tillman, Ltd. found statistically significant underutilization of contractors representing certain minority groups. In order to address the findings of the study, analysis is being done, focused on resources required to implement recommendations such as targeted outreach efforts to increase availability in underutilized trade, commodities, and demographic areas; providing bonding and loan assistance to small businesses; facilitating timely review of certification applications in order to increase and retain an available pool of certified small businesses for participation on County contracts; providing reporting mechanisms that would detail each department's performance in meeting Small Business Program goals; increase monitoring of projects to ensure compliance with small business measures; and strengthening penalties in order to deter non-compliance.

Improvement of the County's contract data collection and management is a recommendation that was already underway by the administration. The FY 2015-16 Proposed Budget already includes funding for a software program that will provide a robust, web-based solution to streamline the collection of contract, payment, and payroll data countywide. The software will provide the ability to track all award, subcontractor and payment data that can be used to communicate any disparities at the department level. An analysis of positions and other resources required for implementation is being conducted and will require a budget adjustment mid-year to be funded from a reserve in place to address resource needs.

In the FY 2014-15 mid-year budget supplemental, \$1 million was allocated to CareerSource South Florida for the 2015 Summer Youth Employment Program. Since the allocation was made part way through the summer, the full funding was not utilized. I recommend the unspent funding (\$700,000) remain with CareerSource South Florida and be used to augment the \$1 million already allocated for the 2016 Summer Youth Employment Program.

I also recommend that in addition to the eleven (11) parks already identified for implementation of a sports development program, North Glade Park be included which, expands the reach of this initiative to provide sports development and employment opportunities for children in high-crime areas with a lack of access to parks programming (\$120,000). I also recommend that \$100,000 be allocated to the 5000 Role Models of Excellence Project. Presently, the 5000 Role Models of Excellence Project services 101 schools, within Miami-Dade County Public Schools, (32 elementary, 34 middle/K-8, and all senior high schools). It has more than 8,000 participants, over 6,000 volunteers, and continues to grow. Both of these allocations would be made from the Reserve for Future Services.

Many members of our community are held back from contributing all that they can through employment opportunities because they are not naturalized citizens. It is estimated that if only half of the currently eligible residents in Miami-Dade County became citizens, \$2.5 billion to \$3.2 billion could be added to our local economy over the next five years. In response to R-595-15 sponsored by Commissioner Levine Cava, my staff has been working with private sector funders to coordinate Miami-Dade County's application to be designated as a participating community of "Cities for Citizenship." The County will be making facilities available for this effort and I will fund one year of support for one of three positions necessary for the initiative from the FY 2014-15 budget of the Office of the Mayor (\$50,000). This position will be used to coordinate citizenship clinics by partnering with local organizations to assist with naturalization efforts countywide.

To attract new residents to our community, we must have vibrant opportunities for cultural and recreational activities. Just last month, the Carver Theater at the 7th Avenue Transit Village was completed. The M Ensemble Company, our community's preeminent Black theater company, will be the resident company of the new theater, presenting its annual season, in partnership with Fantasy Theatre Factory, who will manage the facility located on NW 7th Avenue and 62nd Street. An operating agreement between the County and these non-profit performing arts organizations, governing the operations and conveying \$379,000 to support facility operations, will be brought to the Board for review and approval. The Cuban Museum will inaugurate its new venue at 1200 Coral Way at the beginning of 2016. In order to support operations of this facility, partially funded by Building Better Communities General Obligation Bond dollars, until the organization can achieve accreditation and begin receiving significant grants, I recommend allocating \$100,000 for FY 2015-16. Both allocations are available from unused Convention Development Tax funding allocated to County-operated facilities in FY 2014-15. I also recommend allocating an additional \$100,000 to the Miami International Agriculture and Cattle Show and \$25,000 to the 2016 Miami Marathon from the Reserve for Future Services.

It is vital to our community that we continue to support our most vulnerable citizens. Subsequent to the release of the FY 2015-16 Proposed Budget, the Community Action and Human Services Department was notified of an additional award of \$1 million for the Early Head Start Program specific to the Partners for Better Outcome Program. This funding will be used to improve existing early childhood centers up to Early Head Start Standards. Such improvements include outdoor equipment, computers for teachers and developmentally appropriate furniture and equipment for children, the development of a STEM curriculum for infants and toddlers as well as staff development; building repairs and playground surfacing, and tuition for Miami Dade College to ensure teachers and caregivers meet the requisite credentials.

Attachment A is the revised list of FY 2015-16 Proposed Funding for Community-Based Organizations that updates and corrects the legal names for some of the organizations, adds back two (2) organizations that were inadvertently omitted from the previous listing, and has been recalculated to reflect a prorated nine (9) months of continuation funding through June 30, 2016. Based on significant input and interest expressed during town hall and other community meetings regarding the new competitive CBO process and related solicitation, we have extended the time for CBOs and the public to review and comment on the draft solicitation documents that are posted online at <http://www.miamidade.gov/grants/community-based-organizations-rfp.asp>. This extension will cause a slight delay in the proposed timeline and the Request for Proposals process and solicitation documents will come back to the Board for consideration in October rather than September as previously indicated in the tentative timeline for the process. Based on these changes to the timeline it is now anticipated that new contracts that result from the solicitation process will have an effective start date of July 1, 2016.

As segments of our population age, the availability of facilities and programs providing services to seniors becomes more critical. Staff of PROS and CAHSD will be working on a plan to develop a senior center and outreach facility in the northwest Dade area. I am also recommending that the annual allocation to the Alliance for Aging, Inc. be restored to its previous amount of \$220,000 to provide matching funds to draw federal grant moneys to support services for our seniors (\$53,000 from the Reserve for Future Services).

The FY 2014-15 Adopted Budget included outsourcing the non-residential treatment services program "Treatment Alternative to Street Crimes" (TASC). However, after completing the solicitation process and working with the judiciary, the Department was able to reorganize the program to meet the Court's needs, as well as provide service at cost substantially less than private providers. The Department will add six (6) Rehabilitative Services Counselor 2 positions (\$580,000) and two (2) Rehabilitative Services Supervisor positions (\$215,000) to reinstate the program from attrition savings (\$195,000) and the funding allocated for contracting these services with private providers (\$600,000).

Our resilient community needs to be a safe community. We continue to identify sources of funding to supplement our public safety needs. The Miami-Dade Police Department (MDPD) received additional Victims of Crime Act grant funding (\$98,000) to fund one (1) full-time and one (1) part-time Victim Advocate Position to further support the function of the Robbery Bureau. MDPD will also be adding a Criminalist 1 position, to be funded by the 2015 DNA Capacity Enhancement and Backlog Reduction Grant (\$85,000).

The balance of the Reserve for Future Service (\$517,000) will be reserved for repairs and renovations necessary as a result of the fire incident in the Stephen P. Clark Center on September 5, 2015.

PROPOSED FEES

The Port of Miami inadvertently recommended the removal of language on page 29 of Implementing Order (IO) No. 4-4 specific to crane time guarantees. Attachment B corrects the error to keep the original language in the IO. In addition, the Library IO No. 4-97 needs to be corrected to reflect the rental session time for Laptop, MacBook, Tablets, and accessories from 1 to 2 hours. Attachment C reflects the correct rental information.

POSITION ADJUSTMENTS

In some instances, the above recommendations will adjust the number of positions in the FY 2015-16 Proposed Budget, as reflected the tables of organization attached (Attachment D). The adjustments included in this memorandum and correction of errors increase the total number of recommended positions by 8 to 26,185. This is 758 positions more than authorized in FY 2014-15. Position increases are recommended to ameliorate overtime (Corrections and Rehabilitation and Miami-Dade Transit), to support enhanced service (Miami-Dade Fire Rescue, Water and Sewer, Parks, Recreation and Open Spaces, Library, and Community Action and Human Services) and to provide critical internal support (Internal Services, Finance, Aviation, and other departments).

Attachments

mayor07015

**FY 2015-16 ADOPTED FUNDING FOR
COMMUNITY-BASED ORGANIZATIONS**

ATTACHMENT A

ORGANIZATION NAME	PROGRAM NAME	CATEGORY	FY 2015-16 Adopted Funding
Abstinence Between Strong Teens International, Inc.	Closing the Gap	Children, Youth, & Families	\$ 16,467
Adgam, Incorporated	Family Empowerment Program	Criminal Justice	\$ 38,154
Adgam, Incorporated	HIV/AIDS Risk Reduction	Health	\$ 9,037
Adgam, Incorporated	Substance Abuse Prevention & Intervention	Children, Youth, & Families	\$ 8,033
Adgam, Incorporated	HIV/AIDS Prevention	Health	\$ 5,020
Adults Mankind Organization, Inc. (AMOR)	Youth and Employment Training Program	Children, Youth, & Families	\$ 110,447
Adults Mankind Organization, Inc. (AMOR)	Employment and Training Program	Workforce Development	\$ 30,122
Adults Mankind Organization, Inc. (AMOR)	RET Resource Room	Immigrants/New Entrants	\$ 3,012
Advocate Program, Inc.	Juvenile Justice Program	Criminal Justice	\$ 24,901
Advocate Program, Inc.	Professional Training Institute	Workforce Development	\$ 9,338
Advocate Program, Inc.	Paid Internship	Criminal Justice	\$ 7,560
Allapattah Community Action, Inc.	Congregate Meals	Elder Needs	\$ 38,250
Allapattah Community Action, Inc.	Homebound Meals	Elder Needs	\$ 31,875
Alliance for Aging, Inc.	Local Funding Match	Elder Needs	\$ 167,344
Alliance for Musical Arts Productions, Inc.	Musical Arts, Theater & Tutoring-MATT Afterschool Program	Children, Youth, & Families	\$ 4,016
American Fraternity Inc.	Social Services for the Immigration Services	Immigrants/New Entrants	\$ 11,813
American Fraternity Inc.	Immigration Services	Immigrants/New Entrants	\$ 16,360
American International Relief, Inc.	Jason and Elisha Merillus Youth Academy (Tutoring) Program	Children, Youth, & Families	\$ 6,024
Americans for Immigrant Justice, Inc.	Legal Assistance for Immigrants	Immigrants/New Entrants	\$ 25,730
Amigos Together For Kids, Inc.	Amigos For Kids Out of School Program	Children, Youth, & Families	\$ 35,438
Aspira of Florida, Inc.	Neighborhood Empowerment Program	Criminal Justice	\$ 34,138
Aspira of Florida, Inc.	Academic Support	Children, Youth, & Families	\$ 32,130
Aspira of Florida, Inc.	Stay in School Program	Children, Youth, & Families	\$ 31,126
Aspira of Florida, Inc.	Crime Prevention Program	Criminal Justice	\$ 30,122
Aspira of Florida, Inc.	Parent Child Literacy Intervention Program (PCLIP)	Children, Youth, & Families	\$ 26,106
Aspira of Florida, Inc.	Youth Sanctuary Program	Criminal Justice	\$ 16,467
Ayuda, Inc.	Family Empowerment Program	Criminal Justice	\$ 38,154
Ayuda, Inc.	Elderly Advocacy and Support	Elder Needs	\$ 28,688
Ayuda, Inc.	Parents Now -- Parenting Support Group	Children, Youth, & Families	\$ 16,467
Banyan Community Health Center, Inc.	Early Intervention/Prevention Services for Children	Special Needs	\$ 36,146
Banyan Community Health Center, Inc.	Wrap-around Services for Individual w/Co-occurring Substance Abuse and Mental Health Disorders	Special Needs	\$ 16,506
Banyan Community Health Center, Inc.	Community-based Adaptation and Socialization	Immigrants/New Entrants	\$ 11,045
Barry University, Inc.	Neighborhood Technical Assistance Program	Other	\$ 20,081
Belafonte Tacolcy Center, Incorporated	FAST (Families Against Suspension Termination) and Freedom School	Children, Youth, & Families	\$ 28,326
Best Buddies International, Inc.	Friendship Program for Adults and Youth with Dev. Disabilities	Children & Adults with Disabilities	\$ 67,568
Better Way of Miami, Inc.	Workforce Development	Workforce Development	\$ 15,804
Big Brothers Big Sisters of Greater Miami, Inc.	Big Expressions Group Mentoring Program	Children, Youth, & Families	\$ 26,106
Black Door Dance Ensemble, Inc.	African Dance Workshop	Children, Youth, & Families	\$ 1,642
Borinquen Health Care Center, Inc.	The Health Connection	Health	\$ 27,759
Boys and Girls Clubs of Miami-Dade, Inc.	Out-of-School Programs	Children, Youth, & Families	\$ 94,264
Camillus House, Inc.	Case Management Program for Women	Special Needs	\$ 34,700
Camillus House, Inc.	Homeless Prevention Case Management	Special Needs	\$ 18,073
Carrfour Supporting Housing, Inc.	Rivermont House	Other	\$ 8,033
Catholic Charities of the Archdiocese of Miami, Inc.	Services to the Elderly	Elder Needs	\$ 124,313
Catholic Charities of the Archdiocese of Miami, Inc.	Transitional Shelter Program for Homeless Families	Children, Youth, & Families	\$ 17,850
Catholic Charities of the Archdiocese of Miami, Inc.	Haitian Family Services	Children, Youth, & Families	\$ 28,114
Catholic Charities of the Archdiocese of Miami, Inc.	South Dade Child Care Center Preschool Inclusion Enhancement Program	Children, Youth, & Families	\$ 24,098
Catholic Charities of the Archdiocese of Miami, Inc.	Infants and Toddlers Enhancement Program	Children, Youth, & Families	\$ 20,081
Catholic Charities of the Archdiocese of Miami, Inc.	Children's Access to Health Care	Children, Youth, & Families	\$ 17,431
Catholic Charities of the Archdiocese of Miami, Inc.	Home Visiting Program	Health	\$ 15,061
Catholic Charities of the Archdiocese of Miami, Inc.	Haitian Guardian Services	Immigrants/New Entrants	\$ 12,049
Catholic Charities of the Archdiocese of Miami, Inc.	Positive Youth Development Program	Other	\$ 9,037
CCDH, Inc.	Family Support and Educational Services	Children & Adults with Disabilities	\$ 74,301

**FY 2015-16 ADOPTED FUNDING FOR
COMMUNITY-BASED ORGANIZATIONS**

ATTACHMENT A

ORGANIZATION NAME	PROGRAM NAME	CATEGORY	FY 2015-16 Adopted Funding
CCDH, Inc.	In-home Support	Children & Adults with Disabilities	\$ 63,738
CCDH, Inc.	Therapies for Children and Adults w/ Developmental Disabilities	Children & Adults with Disabilities	\$ 31,126
Center For Haitian Studies, Inc.	CHS Outpatient Immigrant Healthcare Services	Immigrants/New Entrants	\$ 33,750
Center For Independent Living of South Florida, Inc.	Workforce Development Program	Workforce Development	\$ 129,725
Center For Independent Living of South Florida, Inc.	ASL Interpreter Services	Children & Adults with Disabilities	\$ 35,438
Center For Independent Living of South Florida, Inc.	Community Awareness	Children & Adults with Disabilities	\$ 20,081
Center For Independent Living of South Florida, Inc.	Living Skills Training	Children & Adults with Disabilities	\$ 19,620
Center For Independent Living of South Florida, Inc.	On a Roll	Children & Adults with Disabilities	\$ 10,041
Center For Independent Living of South Florida, Inc.	TREAD-Therapeutic Recreation & Exercise for Adults w/Disabilities	Children & Adults with Disabilities	\$ 3,544
Center of Information & Orientation, Inc.	Domestic Violence Prevention Program	Special Needs	\$ 4,347
Centro Mater Child Care Services, Inc.	Learn and Grow Literacy Program Centro Mater After School Tutoring Program	Children, Youth, & Families	\$ 46,187
Citizen's Crime Watch of Miami-Dade County, Inc.	Crime Prevention/Neighborhood Watch I	Police Grants	\$ 212,500
Citizen's Crime Watch of Miami-Dade County, Inc.	Crime Prevention/Neighborhood Watch II	Police Grants	\$ 53,550
Citrus Health Network, Inc.	Kiva Safe Haven	Special Needs	\$ 8,033
Citrus Health Network, Inc.	Shaman Housing	Special Needs	\$ 8,033
City of North Miami Beach	Parks and Recreation Department Sports Program	Children, Youth, & Families	\$ 7,560
City of South Miami	Elderly Services - South Miami Senior Meals	Elder Needs	\$ 13,800
City of South Miami	The Afterschool House (Tutoring)	Children, Youth, & Families	\$ 18,073
City of Sweetwater	Elderly Services - Sweetwater Elderly Services Program	Elder Needs	\$ 39,375
City of Sweetwater	Sweetwater Meeting Needs Program I	Children, Youth, & Families	\$ 15,120
City of Sweetwater	Sweetwater Meeting Needs Program II	Children, Youth, & Families	\$ 10,041
Coalition of Florida Farmworkers Organization, Incorporated	Food Recovery and Distribution	Basic Needs	\$ 22,313
Coalition of Florida Farmworkers Organization, Incorporated	Keeping Children Smart and Safe After School Program	Children, Youth, & Families	\$ 76,309
Coalition of Florida Farmworkers Organization, Incorporated	Immigration Services	Immigrants/New Entrants	\$ 20,081
Coconut Grove Cares, Inc.	After School and Summer Camp Program	Children, Youth, & Families	\$ 10,041
Colombian American Service Association, Inc. (CASA)	Immigrants & New Entrants	Immigrants/New Entrants	\$ 24,098
Colombian American Service Association, Inc. (CASA)	ICARE	Immigrants/New Entrants	\$ 13,289
Colombian American Service Association, Inc. (CASA)	Domestic Violence Immigrant, Counseling, Assistance, Referral, and Education (DV ICARE)	Immigrants/New Entrants	\$ 12,049
Communities In Schools of Miami, Inc.	NFL Youth Education Town Center	Children, Youth, & Families	\$ 19,078
Communities In Schools of Miami, Inc.	Arts Enrichment Program	Children, Youth, & Families	\$ 2,835
Communities United, Inc.	Seniors First Disaster Hurricane Preparedness Program	Elder Needs	\$ 57,375
Community Coalition, Inc.	Senior Link	Elder Needs	\$ 65,625
Community Coalition, Inc.	Senior Link II & Adult Employment & Training Program	Workforce Development	\$ 50,203
Concerned African Women, Inc.	Improving Community Control	Criminal Justice	\$ 82,688
Concerned African Women, Inc.	Family Empowerment Program	Criminal Justice	\$ 38,154
Concerned African Women, Inc.	New Dimensions in Community Education	Children, Youth, & Families	\$ 30,122
Concerned African Women, Inc.	Public Awareness	Children, Youth, & Families	\$ 11,340
Curley's House of Style Inc.	Hope Relief Food Bank	Basic Needs	\$ 18,965
De Hostos Senior Center Inc.	Elderly Services - Homebound Meals	Elder Needs	\$ 47,813
De Hostos Senior Center Inc.	Elderly Services - Congregate Meals	Elder Needs	\$ 41,438
De Hostos Senior Center Inc.	Elderly Services - Activity Program	Elder Needs	\$ 50,625
Douglas Gardens Community Mental Health Center of Miami Beach, Inc.	Aftercare Case Management	Special Needs	\$ 10,794
Easter Seals South Florida, Inc.	Extended Day and Saturday Adult Day Care	Elder Needs	\$ 48,769
Eleventh Judicial Circuit of Florida Administrative Office of the Courts	Juvenile Drug Court	Children, Youth, & Families	\$ 59,063
Empower "U", Inc.	HIV/AIDS Risk Reduction - Children, Youth, and Families	Health	\$ 10,041

**FY 2015-16 ADOPTED FUNDING FOR
COMMUNITY-BASED ORGANIZATIONS**

ATTACHMENT A

ORGANIZATION NAME	PROGRAM NAME	CATEGORY	FY 2015-16 Adopted Funding
Epilepsy Foundation of Florida, Inc.	Epilepsy Services	Children & Adults with Disabilities	\$ 28,114
Fairchild Tropical Botanic Garden, Inc.	Horticulture and Facilities Maintenance Support	Other	\$ 66,419
Family Resource Center of South Florida, Inc.	Parent Education Program	Children, Youth, & Families	\$ 28,114
Fanm Ayisyen Nan Miyami, Inc.	Case Management & Special Projects/Economic Development Programs	Children, Youth, & Families	\$ 66,150
Fanm Ayisyen Nan Miyami, Inc.	Case Management for Families with Disabilities	Children & Adults with Disabilities	\$ 24,098
Fanm Ayisyen Nan Miyami, Inc.	Legal Clinic	Basic Needs	\$ 20,081
Fanm Ayisyen Nan Miyami, Inc.	Family Empowerment	Children, Youth, & Families	\$ 18,799
Farah's Angels Learning/Daycare Center, Inc.	Early Childhood Education & Child Care	Children, Youth, & Families	\$ 15,120
Farm Share, Inc.	Countywide Food Distribution	Basic Needs	\$ 450,000
Feeding South Florida, Inc.	Food = Strength	Basic Needs	\$ 13,388
Fifty-Five Years & Up, Inc.	Home-Based Enhanced Nutrition Services/Elderly Meals	Elder Needs	\$ 106,688
Florida International University	Inter-American Conference of Mayors	Other	\$ 17,063
Florida Venture Foundation, Inc.	Youth Build	Children, Youth, & Families	\$ 58,236
Florida Venture Foundation, Inc.	Business Resource Center Program	Children, Youth, & Families	\$ 28,350
Foster Care Review, Inc.	Citizens Review Program	Children, Youth, & Families	\$ 18,900
Foundation of Community Assistance and Leadership, Inc.	FOCAL More Park After School Program	Children, Youth, & Families	\$ 26,578
Foundation of Community Assistance and Leadership, Inc.	FOCAL More Park Tutoring Program	Children, Youth, & Families	\$ 8,033
Friends of the Drug Court, Inc.	Miami-Dade Adult Drug Court	Children, Youth, & Families	\$ 18,900
Girl Scout Council of Tropical Florida, Inc.	Girls Scout Academic Afterschool Program	Children, Youth, & Families	\$ 28,114
Girl Scout Council of Tropical Florida, Inc.	Decisions for Your Life	Children, Youth, & Families	\$ 24,098
Glory Temple Ministries, Inc.	Food Distribution Program for Seniors	Children, Youth, & Families	\$ 18,750
Good Hope Equestrian Training Center, Inc.	Cultural Enhancement & Rec. Activities for Children with Disabilities	Children & Adults with Disabilities	\$ 16,065
Guardianship Program of Dade County, Inc.	Legal Guardianship Services	Elder Needs	\$ 18,073
Haitian Neighborhood Center Sant La, Inc.	Neighborhood Resource Center	Children, Youth, & Families	\$ 55,772
Haitian Neighborhood Center Sant La, Inc.	Information and Referral Services	Basic Needs	\$ 20,081
Haitian Neighborhood Center Sant La, Inc.	Financial Literacy and Tax Preparation Services	Children, Youth, & Families	\$ 8,033
Haitian-American Chamber of Commerce of Florida, Inc.	Women in Production	Other	\$ 6,750
Harvest Fire International Outreach Ministries, Inc.	Harvest Fire Family Enrichment Center	Children, Youth, & Families	\$ 12,049
Hearing and Speech Center of Florida, Inc.	Therapy for All	Children & Adults with Disabilities	\$ 27,351
Hearing and Speech Center of Florida, Inc.	Development Training for Childcare Workers and Parents	Children, Youth, & Families	\$ 24,098
Helping Hands Youth Center, Inc.	HHYC Liberty Square Recreational Activities	Children, Youth, & Families	\$ 41,344
Helping Hands Youth Center, Inc.	Olinda/Partners Parks Programmatic Support	Children, Youth, & Families	\$ 41,344
Helping Hands Youth Center, Inc.	Helping Hands Youth Center Recreational Activities	Children, Youth, & Families	\$ 10,041
Helping Hands Youth Center, Inc.	HHYC Olinda/Partners Park Recreational Activities	Children, Youth, & Families	\$ 4,016
Here's Help, Inc.	Substance Abuse Treatment Outpatient Expansion Program	Special Needs	\$ 32,933
Hispanic Coalition, Corp.	Hispanic Coalition Social Service Program Kendall Office	Children, Youth, & Families	\$ 35,438
Hispanic Coalition, Corp.	Hispanic Coalition Social Service Program - Flagler Office	Children, Youth, & Families	\$ 24,098
Hispanic Coalition, Corp.	Hispanic Coalition Social Service Program - Flagler Office	Children, Youth, & Families	\$ 10,041
Holy Temple Human Services Corporation, Inc.	Early Intervention/Prevention Program	Elder Needs	\$ 47,175
Hosanna Community Foundation, Inc.	Positive Action Program	Children, Youth, & Families	\$ 13,500
Human Services Coalition of Dade County, Inc.	Basic Needs-Prosperity Campaign	Basic Needs	\$ 74,301
Institute for Child and Family Health, Inc.	Family Intervention Services-Functional Family Therapy	Criminal Justice	\$ 320,072
Institute for Child and Family Health, Inc.	Serious Habitual Offender Sibling Program (SHOSib)	Criminal Justice	\$ 103,950
Institute for Child and Family Health, Inc.	Gang Unit Exit Strategy Services Program	Criminal Justice	\$ 82,414
Institute for Child and Family Health, Inc.	Emancipation Program	Children, Youth, & Families	\$ 76,309
Institute for Child and Family Health, Inc.	SNAP-Stop Now and Plan	Criminal Justice	\$ 70,875
Institute for Child and Family Health, Inc.	Youth Gang Resource Center	Criminal Justice	\$ 58,908
Institute for Child and Family Health, Inc.	Expansion of Outpatient Treatment Services for Children	Special Needs	\$ 50,705
Institute for Child and Family Health, Inc.	Family Empowerment Program	Criminal Justice	\$ 38,154
Institute for Child and Family Health, Inc.	Infant Mental Health Training	Children, Youth, & Families	\$ 32,130
Institute for Child and Family Health, Inc.	Child Abuse and Neglect Prevention Services	Children, Youth, & Families	\$ 28,114

**FY 2015-16 ADOPTED FUNDING FOR
COMMUNITY-BASED ORGANIZATIONS**

ATTACHMENT A

ORGANIZATION NAME	PROGRAM NAME	CATEGORY	FY 2015-16 Adopted Funding
Jewish Community Services of South Florida, Inc.	Elderly Services - Emergency Home Delivered Meals Program	Elder Needs	\$ 57,375
Jewish Community Services of South Florida, Inc.	Elderly Services - Sunny Isles Senior Services Program	Elder Needs	\$ 15,938
Jewish Community Services of South Florida, Inc.	Miami Beach Senior Center – Adult Day Care Program and Center Based Enhanced Programming	Elder Needs	\$ 97,538
Jewish Community Services of South Florida, Inc.	Elderly Services - In-Home Services for the Frail Elderly	Elder Needs	\$ 45,900
Jewish Community Services of South Florida, Inc.	Elderly Services - Emergency Home Repair	Elder Needs	\$ 40,105
Jewish Community Services of South Florida, Inc.	Elderly Services - North Miami Beach Services / Senior Crime Prevention	Elder Needs	\$ 28,688
Jewish Community Services of South Florida, Inc.	Youth Academic and Support Services	Children, Youth, & Families	\$ 28,114
Jewish Community Services of South Florida, Inc.	Elderly Services - Home Shopping Program/Hurricane Preparedness	Elder Needs	\$ 14,344
Jewish Community Services of South Florida, Inc.	Positive Youth Development	Other	\$ 13,053
Jewish Community Services of South Florida, Inc.	Information, Access and Referral Services	Basic Needs	\$ 12,049
Jewish Community Services of South Florida, Inc.	Homeless Outreach Program for Employment (HOPE - Match Funds)	Special Needs	\$ 11,045
Jewish Community Services of South Florida, Inc.	Homeless Outreach for Prevention and Employment	Special Needs	\$ 8,956
Josefa Perez de Castano Kidney Foundation, Inc.	Nutrition for Elderly Disabled Persons (Dialysis Patients) Program	Elder Needs	\$ 45,938
Junta Patriotica Cubana, Inc.	Community Outreach Conferences	Immigrants/New Entrants	\$ 9,450
KIDCO Child Care Inc.	School Readiness and Academic Performance Improvement Services	Children, Youth, & Families	\$ 24,098
Kristi House, Inc.	Services to Adolescent Victims of Sexual Assault & their Families	Children, Youth, & Families	\$ 59,063
Latinos United in Action Center, Inc.	Citizenship, Internet & Intergenerational Empowerment Services for Seniors (CITIES)	Elder Needs	\$ 14,344
Latinos United in Action Center, Inc.	Computer and Online Resources for Empowerment (CORE)	Children, Youth, & Families	\$ 8,033
Legal Services of Greater Miami, Inc.	Basic Legal Needs Project	Basic Needs	\$ 26,106
Legal Services of Greater Miami, Inc.	Self-Sufficiency Legal Project	Other	\$ 23,153
Leisure City/ Modello Optimist Club of Florida, Inc.	Youth Services Program	Children, Youth, & Families	\$ 18,073
Liga Contra el Cancer, Inc.	Liga Contra el Cancer - patients cancer care services	Health	\$ 82,688
Little Havana Activities & Nutrition Centers of Dade County, Inc.	Elder Meals (Countywide) for Seniors	Elder Needs	\$ 101,204
Little Havana Activities & Nutrition Centers of Dade County, Inc.	In-Home Services Home Delivered Meals for Seniors	Elder Needs	\$ 95,625
Little Havana Activities & Nutrition Centers of Dade County, Inc.	Home Delivered Meals (District 11) for Seniors	Elder Needs	\$ 47,813
Little Havana Activities & Nutrition Centers of Dade County, Inc.	Center Based Care Congregate Meals for Seniors	Elder Needs	\$ 28,688
Little Havana Activities & Nutrition Centers of Dade County, Inc.	District 6 Home Delivered Meals	Elder Needs	\$ 15,938
Little Havana Activities & Nutrition Centers of Dade County, Inc.	Exercise, Arts and Crafts (District 5) for Seniors	Elder Needs	\$ 15,938
Little Havana Activities & Nutrition Centers of Dade County, Inc.	Center Based Care and Recreational Service for Seniors	Elder Needs	\$ 51,638
Little Havana Activities & Nutrition Centers of Dade County, Inc.	Congregate Meals District 5 for Seniors	Elder Needs	\$ 14,344
LlirrafO, Inc.	Pre-Reading & Pre-Writing	Children, Youth, & Families	\$ 46,187
LlirrafO, Inc.	Tutoring	Children, Youth, & Families	\$ 23,034
Lutheran Services Florida, Inc.	New Beginnings	Basic Needs	\$ 15,463
Lutheran Services Florida, Inc.	Partners For Homes	Special Needs	\$ 5,020
Marjory Stoneman Douglas Biscayne Nature Center, Inc.	Environmental Education Awareness Partnership	Children, Youth, & Families	\$ 1,890
Masada Home Care, Inc.	Emergency Home Based Services for Frail Elderly	Elder Needs	\$ 44,625
Miami Children's Initiative, Inc.	Operational Support	Children, Youth, & Families	\$ 6,750
Miami Lighthouse for the Blind and Visually Impaired, Inc.	Elder Services	Elder Needs	\$ 48,769
Miami Northside Optimist Club, Inc.	Purchase of Supplies and Equipment	Children, Youth, & Families	\$ 9,450
Miami Police Athletic League, Inc.	After School Matters Program	Children, Youth, & Families	\$ 6,426

**FY 2015-16 ADOPTED FUNDING FOR
COMMUNITY-BASED ORGANIZATIONS**

ATTACHMENT A

ORGANIZATION NAME	PROGRAM NAME	CATEGORY	FY 2015-16 Adopted Funding
Miami-Dade Community Action and Human Services Department	Family and Child Empowerment Family Program (FACE)	Criminal Justice	\$ 47,250
Michael-Ann Russell Jewish Community Center, Inc.	The Quality of Life-Senior Wellness Program 1	Elder Needs	\$ 52,684
Mujeres Unidas en Justicia Educacion Y Reforma, Inc.	Network Service for Battered and Abused Spouses	Children, Youth, & Families	\$ 101,009
Multi-Ethnic Youth Group Association, Inc.	Generation of Adolescent Leaders (GOAL)	Children, Youth, & Families	\$ 48,668
National Council of Jewish Women, Inc. Greater Miami Section	NCJW Domestic Abuse Education, Prevention, and Services Program	Special Needs	\$ 4,725
Neighbors and Neighbors Association, Inc.	Technical Support to Small Businesses	Other	\$ 33,075
New Hope Development Center, Inc.	Youth After School Program/ Summer Camp	Children, Youth, & Families	\$ 30,122
New Hope Development Center, Inc.	Project 33147 (Youth Development, Health Education, Life Skills Training)	Children, Youth, & Families	\$ 18,900
North Miami Beach Medical Center	Opa-Locka Medical Outreach	Health	\$ 8,033
North Miami Foundation for Senior Citizens' Services, Inc.	In-Home Services	Elder Needs	\$ 49,088
North Miami Foundation for Senior Citizens' Services, Inc.	Emergency Meals	Elder Needs	\$ 12,000
North Miami Foundation for Senior Citizens' Services, Inc.	Home Delivered Meals for Seniors	Elder Needs	\$ 9,563
North Miami Foundation for Senior Citizens' Services, Inc.	Health & Wellness	Elder Needs	\$ 14,344
North Miami Foundation for Senior Citizens' Services, Inc.	Transportation	Elder Needs	\$ 14,344
North Miami Foundation for Senior Citizens' Services, Inc.	Early Intervention Services for Seniors	Elder Needs	\$ 10,041
Omega Activity Center Foundation, Inc.	Lamplighters Program	Children, Youth, & Families	\$ 18,900
Optimist Club of Ives Estates, North Miami Beach, Inc.	Children's Sports Programs	Children, Youth, & Families	\$ 1,890
Optimist Club of Suniland, Inc.	Pop Warner Football and Cheerleading Program	Children, Youth, & Families	\$ 3,041
Palmetto Raiders Youth Development Club, Inc.	After School Recreational Youth Football and Cheerleading Program	Children, Youth, & Families	\$ 4,016
Palmetto Raiders Youth Development Club, Inc.	After School Recreational Youth Football and Cheerleading Program	Children, Youth, & Families	\$ 2,835
Piag Museum Inc.	Piag Museum on Wheels- District 11	Children, Youth, & Families	\$ 10,041
Police Benevolent Association	Police Reserve Program	Police Grants	\$ 5,950
Psycho-Social Rehabilitation Center, Inc.	Mentors Career Development Program	Special Needs	\$ 16,506
Rafael Hernandez Housing and Economic Development Corp.	Commercial Facade Program	Other	\$ 3,780
Rainbow Community Development Corporation	After School Tutorial and Summer Camp Program	Children, Youth, & Families	\$ 35,438
Read2Succeed, Inc.	The Family Literacy Program	Children, Youth, & Families	\$ 26,578
Regis House, Inc.	Adolescent Outpatient Program	Children, Youth, & Families	\$ 82,688
Regis House, Inc.	Family Empowerment Program	Criminal Justice	\$ 38,154
Regis House, Inc.	Melrose Community Mobilization and Outreach Program	Children, Youth, & Families	\$ 30,122
Regis House, Inc.	Healthy Outreach Program	Health	\$ 14,175
Richmond Heights Homeowners Association Incorporated	Diminishing Hunger and Poverty for Seniors	Elder Needs	\$ 11,156
Richmond Heights Homeowners Association Incorporated	Diminishing Hunger and Poverty	Basic Needs	\$ 21,000
Richmond Perrine Optimist Club, Inc. of Miami, FL	Community Suspension Program	Children, Youth, & Families	\$ 140,796
Richmond Perrine Optimist Club, Inc. of Miami, FL	Modello South Dade Neighborhood E.P.	Children, Youth, & Families	\$ 42,345
Richmond Perrine Optimist Club, Inc. of Miami, FL	Youth Programs	Children, Youth, & Families	\$ 1,890
Riviera Presbyterian Church	GATE Program	Children, Youth, & Families	\$ 94,500
Sembrando Flores, Inc.	HIV/AIDS Prevention and Education	Health	\$ 4,016
Senior L.I.F.T. Center, Inc.	Senior Social Services	Elder Needs	\$ 94,500
SER-Jobs for Progress, Inc.	SAMS/ Stay-In-School Counseling Program	Criminal Justice	\$ 30,122
Sisters and Brothers Forever, Inc.	V. Elder Needs	Elder Needs	\$ 378,000
South Florida Youth Symphony, Inc.	Summer Music Camp for South Dade County	Children, Youth, & Families	\$ 6,024
Southwest Social Services Program, Inc.	Elderly Meals & Supportive Services Program	Elder Needs	\$ 181,688
Special Olympics Florida, Inc.	Competition Events Program	Children, Youth, & Families	\$ 3,544
Spinal Cord Living-Assistance Development, Inc.	SCLAD Resource Center for Persons with Disabilities	Children & Adults with Disabilities	\$ 45,039

**FY 2015-16 ADOPTED FUNDING FOR
COMMUNITY-BASED ORGANIZATIONS**

ATTACHMENT A

ORGANIZATION NAME	PROGRAM NAME	CATEGORY	FY 2015-16 Adopted Funding
St Thomas University, Inc.	Immigration Legal Assistance	Immigrants/New Entrants	\$ 32,130
St. Alban's Day Nursery, Inc.	Infants and Toddlers (Early Start)	Children, Youth, & Families	\$ 18,900
St. Alban's Day Nursery, Inc.	Early Literacy (Project Literacy)	Children, Youth, & Families	\$ 14,057
Sunrise Community, Inc.	Senior Day Services	Elder Needs	\$ 180,750
Sunrise Community, Inc.	Senior Day Services	Children & Adults with Disabilities	\$ 3,539
Sweet Vine Incorporated	Sweet Vine Youth Center	Children, Youth, & Families	\$ 26,106
Switchboard of Miami, Inc.	Neighborhood Empowerment Program	Criminal Justice	\$ 30,122
Switchboard of Miami, Inc.	Early Intervention/Prevention Program	Special Needs	\$ 18,073
Switchboard of Miami, Inc.	Seniors Never Alone	Elder Needs	\$ 189,338
Switchboard of Miami, Inc.	HELPLINE and 2-1-1	Children, Youth, & Families	\$ 40,163
Switchboard of Miami, Inc.	Family Empowerment Program	Criminal Justice	\$ 38,154
Switchboard of Miami, Inc.	The Teen Outreach Program	Children, Youth, & Families	\$ 26,106
Switchboard of Miami, Inc.	Project Success	Special Needs	\$ 17,471
Switchboard of Miami, Inc.	Gang Hotline	Criminal Justice	\$ 16,065
Switchboard of Miami, Inc.	Sweetwater Neighborhood Resource Network	Special Needs	\$ 15,061
Tacoloy Economic Development Corporation, Inc.	Resident Support Services for Seniors	Elder Needs	\$ 17,213
Teen Up-ward Bound, Incorporated	Learning and Fitness Program	Children, Youth, & Families	\$ 19,278
The Abriendo Puertas Governing Board of East Little Havana, Inc.	"Reach to Teach" After School and Summer Program	Children, Youth, & Families	\$ 36,383
The Abriendo Puertas Governing Board of East Little Havana, Inc.	Safe Space, Safe Haven	Children, Youth, & Families	\$ 30,122
The Abriendo Puertas Governing Board of East Little Havana, Inc.	One Stop Community Care and Resource Center	Children, Youth, & Families	\$ 26,578
The Alternative Programs, Inc.	Alternatives to Incarceration / Youth Crime Task Force	Police Grants	\$ 651,000
The American National Red Cross	Emergency Services	Basic Needs	\$ 111,563
The Association for Development Of the Exceptional Incorporated	Academic/Vocational Program for Adults with Disabilities.	Children & Adults with Disabilities	\$ 47,014
The Children's Home Society of Florida	Special Needs Childcare	Children, Youth, & Families	\$ 28,114
The Dade County Bar Association	South Dade Domestic Violence Legal Assistance Project	Basic Needs	\$ 26,106
The Dialysis Food Foundation of South Florida, Inc.	Food Recovery and Distribution Program for Kidney Dialysis Patients 1	Basic Needs	\$ 20,081
The Dialysis Food Foundation of South Florida, Inc.	Food Recovery and Distribution Program for Kidney Dialysis Patients 2	Basic Needs	\$ 14,504
The Dialysis Food Foundation of South Florida, Inc.	Food Recovery and Distribution Program for Kidney Dialysis Patients 3	Basic Needs	\$ 11,156
The Dominican American National Foundation CDC Inc.	Child/Parent Literacy Program	Children, Youth, & Families	\$ 16,467
The Dominican American National Foundation CDC Inc.	Computer Training	Children, Youth, & Families	\$ 16,065
The Dominican American National Foundation CDC Inc.	Martial Arts/After School Program	Children, Youth, & Families	\$ 13,230
The Dominican American National Foundation CDC Inc.	Academic and Vocational Program	Children, Youth, & Families	\$ 7,029
The Dominican American National Foundation CDC Inc.	Neighborhood Information and Referral Services Project	Basic Needs	\$ 7,029
The Embrace Girls Foundation, Inc.	Embrace Girl Power! After School Programs and Camps.	Children, Youth, & Families	\$ 4,016
The Family Christian Association of America, Inc.	Positive Youth Development - Walking Tall Program	Children, Youth, & Families	\$ 54,338
The Foundation for Democracy in Africa, Inc.	Africando-U.S. Africa Trade and Investment Symposium	Other	\$ 17,571
The Greater Goulds Optimist Club, Inc.	Reading, Resistance, and Recreation	Children, Youth, & Families	\$ 24,098
The Greater Goulds Optimist Club, Inc.	Neighborhood Empower Program	Children, Youth, & Families	\$ 20,081
The Health Council of South Florida, Inc.	Operational Support	Other	\$ 32,539
The Historic Hampton House Community Trust, Inc.	Historic Hampton House Cultural Education, Restoration, & Renovation Assistance	Other	\$ 9,450
The Institute of Black Family Life, Inc.	Family Empowerment Program	Criminal Justice	\$ 19,881
The JPM Centre at Miami Gardens Drive, Inc.	The JPM Centre Youth After School Enrichment Tutorial Programs Training	Children, Youth, & Families	\$ 8,033
The Liberty City Optimist Club of Florida, Inc.	Liberty City Optimist Youth Programs A	Children, Youth, & Families	\$ 33,548
The New Jerusalem Community Development Corporation	Amari & Amina Rites of Passage Program	Children, Youth, & Families	\$ 23,456
The Salvation Army	Men's Lodge Ex-Offenders Program-Detainee Program	Basic Needs	\$ 35,438

**FY 2015-16 ADOPTED FUNDING FOR
COMMUNITY-BASED ORGANIZATIONS**

ATTACHMENT A

ORGANIZATION NAME	PROGRAM NAME	CATEGORY	FY 2015-16 Adopted Funding
The Shed Group, Inc.	Give & Gain	Children, Youth, & Families	\$ 6,024
The Thurston Group, Inc.	DMCJ/YCTF Criminal Justice Programs Evaluation	Criminal Justice	\$ 212,436
The Village South, Inc.	Mental Health and Substance Abuse Treatment	Health	\$ 19,379
The Village South, Inc.	Substance Abuse Prevention and Treatment Program	Health	\$ 17,282
The Village South, Inc.	HIV/AIDS Risk Reduction - Boys Program	Health	\$ 13,053
The Village South, Inc.	Sports Programming Support	Children, Youth, & Families	\$ 1,890
Thelma Gibson Health Initiative, Inc.	HIV/AIDS Substance Abuse and Hepatitis C Program	Health	\$ 8,033
Thelma Gibson Health Initiative, Inc.	Health Promotion and Disease Risk Reduction	Health	\$ 5,021
Thelma Gibson Health Initiative, Inc.	HIV/AIDS Outreach	Health	\$ 3,414
Thelma Gibson Health Initiative, Inc.	Positive Transition Program	Children, Youth, & Families	\$ 38,154
Thelma Gibson Health Initiative, Inc.	Positive Action Through Collaboration Family Literacy Program	Criminal Justice	\$ 16,467
Transition, Inc.	Workforce Development for Ex-offenders	Workforce Development	\$ 44,440
Trauma Resolution Center, Inc. (a.k.a. Victim Services Center, Inc.)	Programmatic Support	Police Grants	\$ 382,500
Trauma Resolution Center, Inc. (a.k.a. Victim Services Center, Inc.)	Trauma Resolution Program	Police Grants	\$ 14,875
Trauma Resolution Center, Inc. (a.k.a. Victim Services Center, Inc.)	Trauma Resolution Program -District 11	Police Grants	\$ 8,925
Trauma Resolution Center, Inc. (a.k.a. Victim Services Center, Inc.)	Trauma Resolution Program - District 5	Police Grants	\$ 5,950
Trinity Church, Incorporated	North Miami Neighborhood Network / Before and After School Program and Daycare Program	Basic Needs	\$ 69,281
Tropical Everglades Visitor Association, Inc.	Tropical Everglades Visitor Center	Children, Youth, & Families	\$ 7,560
UNIDAD of Miami Beach, Inc.	Manual Skills Elderly Socialization & Recreation	Elder Needs	\$ 8,606
Union Positiva, Inc.	HIV/AIDS Prevention Services	Health	\$ 17,719
United Home Care Services, Inc.	Frail Elderly In-Home Support Services	Elder Needs	\$ 95,625
United Home Care Services, Inc.	Developmentally Disabled In-Home Support Services	Children & Adults with Disabilities	\$ 32,130
University of Miami	Multidimensional Family Therapy for Juvenile Offenders	Criminal Justice	\$ 94,500
University of Miami	Home Based Parenting Services: Strengthening At-risk families	Children, Youth, & Families	\$ 28,114
University of Miami	Preventing Abuse Through Responsive Parenting (PARP)	Children, Youth, & Families	\$ 24,098
Urgent, Inc.	Children, Youth, and Families - Risk Reduction (HIV/AIDS)	Children, Youth, & Families	\$ 16,467
Urgent, Inc.	Rites of Passage Intergenerational Project	Children, Youth, & Families	\$ 4,016
Voices for Children Foundation, Inc.	Young Adults Transitioning from Foster Care/Juvenile Justice	Basic Needs	\$ 25,102
Voices for Children Foundation, Inc.	Direct Financial Services	Children, Youth, & Families	\$ 18,900
Voices for Children Foundation, Inc.	Child Victim/Witness Advocacy -- Guardian Ad Litem Program	Special Needs	\$ 13,053
WeCare of South Dade, Inc.	Neighborhood Resource Network	Children, Youth, & Families	\$ 51,047
WeCount!, Inc.	Community Immigrant Worker Center	Immigrants/New Entrants	\$ 33,075
West Dade Community Services, Inc.	Low Income Assistance	Basic Needs	\$ 64,313
West Dade Community Services, Inc.	Senior, Youth, and Low Income Assistance	Basic Needs	\$ 15,619
West Dade Community Services, Inc.	Food Program	Basic Needs	\$ 7,922
West Dade Community Services, Inc.	Basic Needs	Basic Needs	\$ 20,166
World Literacy Crusade of Florida, Inc.	Girl Power Post Arrest Diversion	Children, Youth, & Families	\$ 70,875
World Literacy Crusade of Florida, Inc.	Children, Youth and Families- After School and Summer Camp Program	Criminal Justice	\$ 25,043
Young Men's Christian Association of South Florida, Inc.	Out of school program	Children, Youth, & Families	\$ 30,122
Young Men's Christian Association of South Florida, Inc.	Early childhood program	Children, Youth, & Families	\$ 8,033
Youth Co-Op, Inc.	Family Empowerment Program	Criminal Justice	\$ 38,154
Youth Co-Op, Inc.	Employment Training	Workforce Development	\$ 37,209
Youth Co-Op, Inc.	Match Grant Program	Immigrants/New Entrants	\$ 33,075
Youth Co-Op, Inc.	SAMS / Criminal Justice - Stay-in-School	Criminal Justice	\$ 29,761
Youth Co-Op, Inc.	Academic Support Services, Stay-in-School	Criminal Justice	\$ 20,081
YWCA of Greater Miami	Miami-Dade County Court Care Centers	Other	\$ 270,000

**FY 2015-16 ADOPTED FUNDING FOR
COMMUNITY-BASED ORGANIZATIONS**

ATTACHMENT A

ORGANIZATION NAME	PROGRAM NAME	CATEGORY	FY 2015-16 Adopted Funding
YWCA of Greater Miami-Dade, Inc.	Neighborhood Empowerment Program (NEP)	Basic Needs	\$ 34,138
YWCA of Greater Miami-Dade, Inc.	Teen Pregnancy Youth Development	Children, Youth, & Families	\$ 30,122
YWCA of Greater Miami-Dade, Inc.	SAMS / Stay In School Program	Criminal Justice	\$ 29,855
YWCA of Greater Miami-Dade, Inc.	Enhanced After School Programs	Children, Youth, & Families	\$ 22,089

TARIFF NO. 010

20th 21st REVISED PAGE 29

**SECTION EIGHT
CONTAINER CRANE FACILITY**

EFFECTIVE: OCTOBER 1, 2014 2015

FMC SUBRULE: 34-D05

FOR EXPLANATION OF SYMBOLS, SEE PAGE 0-A (AFTER TITLE PAGE)

Container Gantry Crane rental rates per hour are as follows:

Gantry crane(s)	Regular hours	\$781.00	\$804.43
(Without operator)	Overtime hours	\$871.64	\$897.79
Small Boat	Regular hours	\$641.53	\$660.78
	Overtime hours	\$730.52	\$752.44
Standby time per hour	Regular hours	\$229.78	\$236.67
(All cranes)	Overtime hours	\$332.06	\$342.02
Labor Only for start-up	Straight Labor	\$185.15	
and shutdown, per	Overtime Labor	\$251.96	
hour or fraction thereof	Meal Straight Labor	\$318.77	
	Meal Overtime Labor	\$452.38	

**CRANE
RATES
(A)
(I)
(C)**

ITEM

560

Minimum rental period per crane is 4 hours per steamship line. Billing will be based on 1-hour increments with any fraction of an hour to be carried to the next full hour. Rental charges include maintenance.

The crane user will be charged for assigned maintenance personnel for standby time for vessel delays or weather interference at above rates per hour. No charge will be assessed for downtime due to mechanical and/or electrical malfunction of the crane(s).

Except for weather interference, labor standby time for delays will be charged from the time for which the equipment is ordered until the equipment begins operations.

One (1) hour start-up and one (1) hour shutdown time will be charged for labor only. Any Port terminal operator, stevedore, and/or cargo line guaranteeing 60 hours or more of crane time per terminal acre per year will not be charged the labor cost associated with one (1) hour start-up and one (1) hour shutdown time, and will not be charged for any fraction of an hour after the rental period concludes, provided that such fraction of the hour does not exceed 20 minutes.

Costs incurred for the repositioning of crane(s), during a meal hour, when requested by the user, shall be billed according to the established labor rates.

ISSUED BY

MIAMI-DADE COUNTY SEAPORT DEPARTMENT

MIAMI-DADE PUBLIC LIBRARY SYSTEM DEPARTMENT FEE SCHEDULE		
	FEE / FINE	MAXIMUM FEE / FINE
LATE RETURNS (PER DAY LATE FEE PER ITEM)		
Adult Material – Books, CD’s, cassettes, and audiobooks (28 Day) – Per Day Late Per Item	\$0.20	\$8.00
Young Adults Materials – Books, CD’s, cassettes, and audiobooks – Per Day Late Per Item	\$0.15	\$8.00
Children’s Materials – Books, CD’s, cassettes, and audiobooks – Per Day Late Per Item	\$0.10	\$4.00
Reference & All Non-Reference Videos/DVD’s & Video Games – Per Day Late Per Item	\$1.00	\$8.00
Reference Videos/DVD’s Late Fees – Per Day Late Per Item	\$1.00	\$8.00
Audio Books (any format) – Late Fees – Per Day Late Per Item	\$0.10	\$8.00
Permanent Art Collection – Late Fees – Per Day Late Per Item	\$1.00	\$8.00
Connections Mailing Bag & Program Kits – Late Fees – Per Day Late Per Item	\$0.15	\$8.00
Connections Program Kit – Late Fees – Per Day Late Per Item	\$0.15	\$8.00
Braille Material – Late Fees – Per Day Late Per Item	\$0.0510	\$8.00
Fully Configured Laptop Late Fees, MacBook MacBook, and Tablet (fully configured device) - 12 hour per session time limit	\$20.00 \$10.00 per hour	\$20.00 N/A
Laptop, MacBook, and Tablet Accessories – 12 hour per session time limit <<Fully Configured Surface Pro Tablet>>	\$20.00 \$10.00 per hour – \$ << \$20.00 >>	\$20.00 N/A << \$20.00 >>
Fully Configured MacBook – Late Fees Laptop, MacBook, and Tablet Accessories	\$25.00 \$20.00	\$25.00 \$20.00
MacBook Accessories Fully Configured MacBook – Late Fees	\$20.00 \$25.00	\$20.00 \$25.00
Early Literacy Kit – Late Fees – Per Day Late Per Item MacBook Accessories	\$0.15 \$20.00	\$8.00 \$20.00
Fast Add – Late Fees – Per Day Late Per Item Early Literacy Kit – Late Fees – Per Day Late Per Item	\$0.10 \$0.15	\$8.00 \$8.00
Federal Document – Late Fees – Per Day Late Per Item Fast Add – Late Fees – Per Day Late Per Item	\$1.00 \$0.10	\$8.00 \$8.00
16 mm Film – Late Fees – Per Day Late Per Item Federal Document – Late Fees – Per Day Late Per Item	\$0.50 \$1.00	\$8.00 \$8.00
Adult & Children’s Playaway Audiobook Device – Late Fees – Per Day Late Per Item 16 mm Film – Late Fees – Per Day Late Per Item	\$0.10 \$0.50	\$8.00 \$8.00
Children’s Playaway – Late Fees – Per Day Late Per Item Adult & Children’s Playaway Audiobook Device – Late Fees – Per Day Late Per Item	\$0.10 \$0.10	\$8.00 \$8.00
Jumpstart Kit – Late Fees – Per Day Late Per Item Children’s Playaway – Late Fees – Per Day Late Per Item	\$0.15 \$0.10	\$8.00 \$8.00
Framed Art – Late Fees – Per Day Late Per Item Jumpstart Kit – Late Fees – Per Day Late Per Item	\$0.15 \$0.15	\$8.00 \$8.00
Periodicals – Circulating – Late Fees – Per Day Late Per Item Framed Art – Late Fees – Per Day Late Per Item	\$0.10 \$0.15	\$8.00 \$8.00
Periodicals – Reference – Late Fees – Per Day Late Per Item Periodicals – Circulating – Late Fees – Per Day Late Per Item	\$1.00 \$0.10	\$8.00 \$8.00

<p><u>OFFICE OF THE DIRECTOR</u></p> <p>Provides overall direction and coordination of departmental functions</p> <p style="text-align: center;"> <u>FY 14-15</u> <u>FY 15-16</u> 6 6 </p>	
<p style="text-align: center;"><u>ADMINISTRATION</u></p> <p>Administers fiscal and budgetary operations, including purchasing, reporting, accounts payable/receivable, and grant monitoring; provides technical assistance in preparation of grants</p> <p style="text-align: center;"> <u>FY 14-15</u> <u>FY 15-16</u> 27 26 </p>	<p style="text-align: center;"><u>ELDERLY AND DISABILITY SERVICES</u></p> <p>Provides a continuum of services for the elderly, veterans, and individuals with disabilities</p> <p style="text-align: center;"> <u>FY 14-15</u> <u>FY 15-16</u> 159 158 </p>
<p style="text-align: center;"><u>HEAD START/EARLY HEAD START</u></p> <p>Provides a comprehensive child development program for children (newborn to five years of age) from low-income families</p> <p style="text-align: center;"> <u>FY 14-15</u> <u>FY 15-16</u> 73 89 </p>	<p style="text-align: center;"><u>EMPLOYMENT AND TRAINING</u></p> <p>Provides employment programs for disadvantaged populations such as at-risk youth, farm workers, and refugees</p> <p style="text-align: center;"> <u>FY 14-15</u> <u>FY 15-16</u> 5 5 </p>
<p style="text-align: center;"><u>FAMILY AND COMMUNITY SERVICES</u></p> <p>Assists low-income families and communities toward self-sufficiency through programs, including LIHEAP, information referral, and support of 16 Community Advisory Communities (CAC); and assists veterans with benefit claims</p> <p style="text-align: center;"> <u>FY 14-15</u> <u>FY 15-16</u> 72 73 </p>	<p style="text-align: center;"><u>REHABILITATIVE SERVICES</u></p> <p>Provides comprehensive treatment for adult substance abusers in Miami-Dade County, including assessment, evaluation, referral, and diversion</p> <p style="text-align: center;"> <u>FY 14-15</u> <u>FY 15-16</u> 37 51 </p>
<p style="text-align: center;"><u>TRANSPORTATION</u></p> <p>Transports children and elders to Head Start and elderly programs respectively</p> <p style="text-align: center;"> <u>FY 14-15</u> <u>FY 15-16</u> 15 18 </p>	<p style="text-align: center;"><u>VIOLENCE PREVENTION AND INTERVENTION SERVICES</u></p> <p>Provides crisis counseling, safe shelter, transportation, and other services to victims of domestic violence and their immediate family members</p> <p style="text-align: center;"> <u>FY 14-15</u> <u>FY 15-16</u> 58 58 </p>
<p style="text-align: center;"><u>ENERGY PROGRAMS</u></p> <p>Administers the Single Family Rehab Program, the Weatherization Program of the Low-Income Home Energy Assistance Program (LIHEAP), Solar Program, and Housing and Community Development (HCD) funded Home Repair Programs</p> <p style="text-align: center;"> <u>FY 14-15</u> <u>FY 15-16</u> 25 25 </p>	<p style="text-align: center;"><u>PSYCHOLOGICAL SERVICES</u></p> <p>Provides professional psychological services to disadvantaged populations, such as low-income children in Head Start</p> <p style="text-align: center;"> <u>FY 14-15</u> <u>FY 15-16</u> 1 1 </p>
<p>GREATER MIAMI SERVICE CORPS</p> <p>Administers and operates the National Urban Corps for Greater Miami, which involves young adults (ages 18-23) in the physical and social needs of their community through volunteerism and community service, providing them with structured, meaningful work experience and comprehensive educational opportunities</p> <p style="text-align: center;"> <u>FY 14-15</u> <u>FY 15-16</u> 11 11 </p>	

The FY 2015-16 total number of full-time equivalent positions is 560

<u>OFFICE OF THE DIRECTOR/ ADMINISTRATION</u>	
Provides management direction and administration for departmental operations; provides legal counsel and strategic planning and development	
<u>FY 14-15</u> 45	<u>FY 15-16</u> 45

<u>SUPPORT SERVICES</u>	
Provides communications, central records, and property and evidence management; responsible for information systems, fleet, and facilities management; conducts false alarm investigations; responsible for Headquarters security and provides psychological services for employees; provides court security and serves writs; responsible for the DARE, PAL, and other student programs; manages the School Crossing Guards program; disseminates information to the media and the public; and is responsible for budget, finance, procurement, personnel, grants, legislative coordination, and planning; coordinates training activities	
<u>FY 14-15</u> 901	<u>FY 15-16</u> 903

<u>POLICE SERVICES</u>	
Provides uniformed patrol services, responds to calls, investigates offenses and apprehends offenders; provides decentralized general investigative services; engages in special enforcement for prevention of criminal activities; manages contracted police services with municipalities; provides specialized police functions including aviation, motorcycle, and marine; provides crowd control, hostage negotiation, canine response, bomb disposal, and critical incident response	
<u>FY 14-15</u> 2,120	<u>FY 15-16</u> 2,142

<u>INVESTIGATIVE SERVICES</u>	
Provides centralized specialized criminal investigation of robberies, homicides, sexual, domestic, narcotics, and economic crimes; provides investigative support in the processing, safekeeping, and preservation of evidence; manages the crime laboratory and conducts crime scene investigations; provides sheriff and specialized services; processes and secures criminal warrants; is responsible for professional compliance and investigates complaints about departmental employees; conducts public corruption investigations; and is responsible for homeland security	
<u>FY 14-15</u> 946	<u>FY 15-16</u> 930

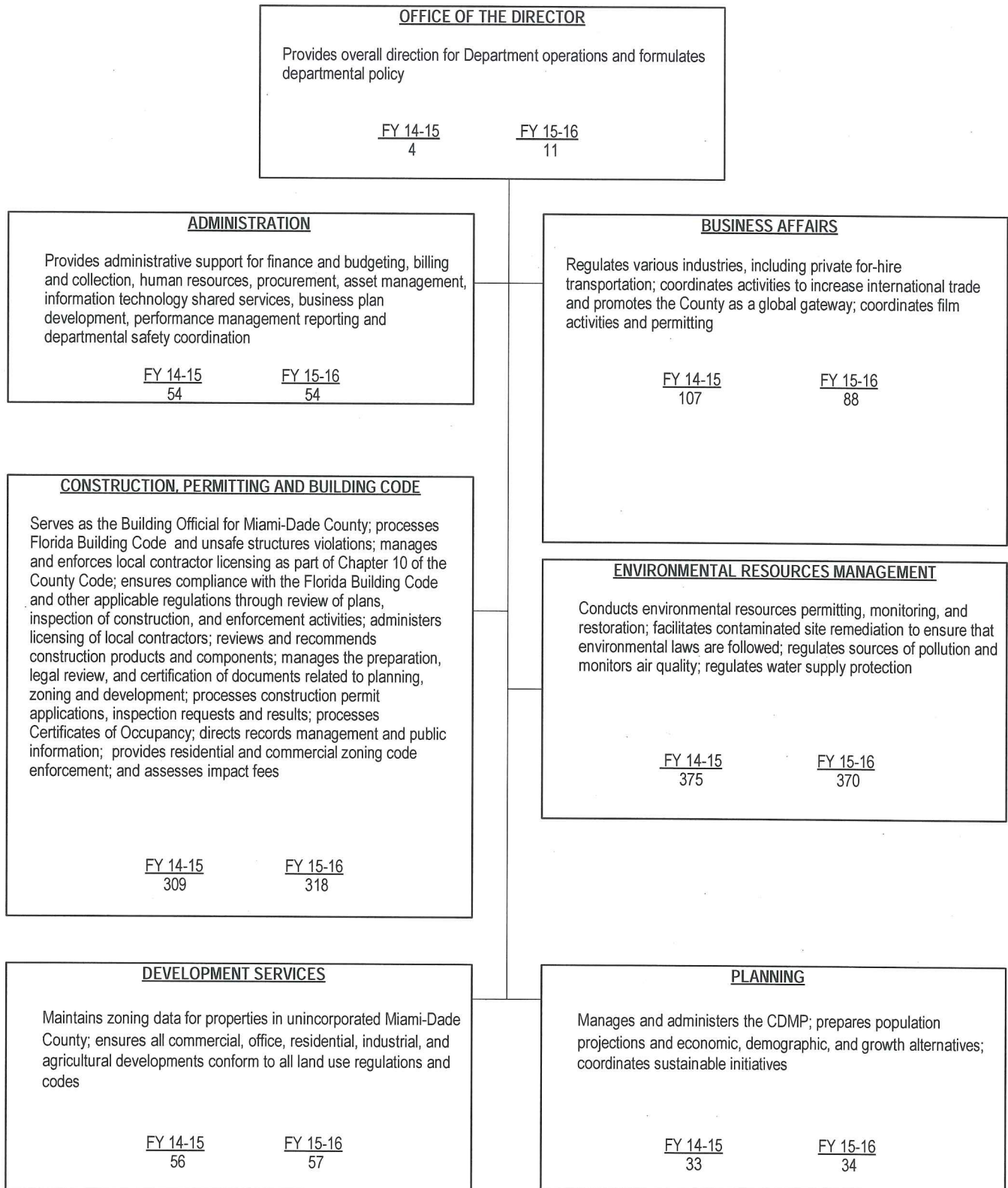
The FY 2015-16 total number of full-time equivalent positions is 4,287

PUBLIC WORKS AND WASTE MANAGEMENT ATTACHMENT D

<u>OFFICE OF THE DIRECTOR</u>					
Formulates departmental policy and provides overall direction and coordination of departmental operations and management					
<u>FY 14-15</u> 9	<u>FY 15-16</u> 8				
<p style="text-align: center;"><u>COLLECTION OPERATIONS</u></p> <p>Provides residential and commercial garbage and trash collection; operates the neighborhood Trash and Recycling centers; and provides bulky waste pick-ups and illegal dumping removal</p> <table style="width: 100%; margin-left: auto; margin-right: auto;"> <tr> <td style="text-align: center;"><u>FY 14-15</u> 547</td> <td style="text-align: center;"><u>FY 15-16</u> 569</td> </tr> </table>	<u>FY 14-15</u> 547	<u>FY 15-16</u> 569	<p style="text-align: center;"><u>TRAFFIC OPERATIONS</u></p> <p>Provides traffic engineering studies, designs traffic control intersection improvement plans, and maintains all traffic signs and signals in Miami-Dade County</p> <table style="width: 100%; margin-left: auto; margin-right: auto;"> <tr> <td style="text-align: center;"><u>FY 14-15</u> 154</td> <td style="text-align: center;"><u>FY 15-16</u> 156</td> </tr> </table>	<u>FY 14-15</u> 154	<u>FY 15-16</u> 156
<u>FY 14-15</u> 547	<u>FY 15-16</u> 569				
<u>FY 14-15</u> 154	<u>FY 15-16</u> 156				
<p style="text-align: center;"><u>DISPOSAL OPERATIONS</u></p> <p>Disposes of all waste that enters the system and maintains disposal capacity; manages three regional transfer stations, the North and South Dade Landfills, and the Resources Recovery ashfill, as well as enforcing solid waste regulations</p> <table style="width: 100%; margin-left: auto; margin-right: auto;"> <tr> <td style="text-align: center;"><u>FY 14-15</u> 268</td> <td style="text-align: center;"><u>FY 15-16</u> 276</td> </tr> </table>	<u>FY 14-15</u> 268	<u>FY 15-16</u> 276	<p style="text-align: center;"><u>HIGHWAY ENGINEERING</u></p> <p>Plans and designs major infrastructure improvements; administers storm water utilities; operates and maintains the Causeways' infrastructure and rights-of-way; creates and administers special taxing districts</p> <table style="width: 100%; margin-left: auto; margin-right: auto;"> <tr> <td style="text-align: center;"><u>FY 14-15</u> 148</td> <td style="text-align: center;"><u>FY 15-16</u> 144</td> </tr> </table>	<u>FY 14-15</u> 148	<u>FY 15-16</u> 144
<u>FY 14-15</u> 268	<u>FY 15-16</u> 276				
<u>FY 14-15</u> 148	<u>FY 15-16</u> 144				
<p style="text-align: center;"><u>ENVIRONMENTAL AND TECHNICAL SERVICES</u></p> <p>Maintains capital waste management infrastructure, oversees landfill environmental compliance, and administers fleet maintenance and resource recovery activities</p> <table style="width: 100%; margin-left: auto; margin-right: auto;"> <tr> <td style="text-align: center;"><u>FY 14-15</u> 43</td> <td style="text-align: center;"><u>FY 15-16</u> 44</td> </tr> </table>	<u>FY 14-15</u> 43	<u>FY 15-16</u> 44	<p style="text-align: center;"><u>CONSTRUCTION AND MAINTENANCE</u></p> <p>Develops, administers and provides inspection and oversight for infrastructure construction contracts; conducts maintenance and repairs on all County maintained rights-of-way infrastructure including roadways, bridges, guardrails, swales and sidewalks; maintains storm water and canal systems; performs countywide mosquito eradication and control activities</p> <table style="width: 100%; margin-left: auto; margin-right: auto;"> <tr> <td style="text-align: center;"><u>FY 14-15</u> 361</td> <td style="text-align: center;"><u>FY 15-16</u> 364</td> </tr> </table>	<u>FY 14-15</u> 361	<u>FY 15-16</u> 364
<u>FY 14-15</u> 43	<u>FY 15-16</u> 44				
<u>FY 14-15</u> 361	<u>FY 15-16</u> 364				
<p style="text-align: center;"><u>ADMINISTRATION</u></p> <p>Implements departmental policy and provides overall direction on personnel, finance, budget, intergovernmental affairs, planning, procurement, information systems, media relations, outreach, and customer service department-wide; administers the curbside recycling program</p> <table style="width: 100%; margin-left: auto; margin-right: auto;"> <tr> <td style="text-align: center;"><u>FY 14-15</u> 98</td> <td style="text-align: center;"><u>FY 15-16</u> 100</td> </tr> </table>	<u>FY 14-15</u> 98	<u>FY 15-16</u> 100			
<u>FY 14-15</u> 98	<u>FY 15-16</u> 100				

The FY 2015-16 total number of full-time equivalent positions is 1,636.75

REGULATORY AND ECONOMIC RESOURCES



The FY 2015-16 total number of full-time equivalent positions is 945.50

